

SQUARE ONE SPACE DIVISION

PRICING EFFECTIVE JUNE 1, 2026

Indiana
FURNITURE

Our Pledge to People + Our Planet.

We've been making wood furniture longer than just about anyone...and we want to be doing so for a long time to come. That's a large part of why we take a stewardship approach to our resources. We believe that environmental sustainability and business profits need not be mutually exclusive. They can and should exist side by side in a mutually beneficial relationship. And for more than a century, we've been showing how it's done.

We've proven our commitment to a sustainable future by supporting the standards and programs that protect our home planet and human health. Whether it's local sourcing, reducing contaminants, implementing wellness and safety programs, or diverting waste from landfills, social responsibility is a part of every decision we make at Indiana Furniture.

One of the surest ways to reduce our impact on the planet is to make and buy things that last. And this one's a natural for us. Our products are made with craftsmanship and attention to detail that are a part of our legacy in wood manufacturing. And our products are backed by our 12-year warranty, which facilitates maintenance, servicing, and reassembly.

100% of our product lines:

- Are manufactured and assembled in the USA,
- Meet or exceed Indoor Air quality standards*,
- Meet or exceed BIFMA level® Sustainability standards and certification*,
- Conform to the BIFMA Compliance standards and certification*,
- Comply with TSCA Title VI (CARB) standards,
- and can contribute to LEED®, Green Globes®, and WELL® Sustainable Programs.



Specification Made Easy.

Whether you're looking to specify your office spaces or simply to visualize them in the options and surface materials you are desiring, we make it easy. You can find the entire Indiana Furniture portfolio on the following third-party, space-planning platforms.



To learn more, simply go to IndianaFurniture.com/resources.

STEP 1: PLANNING FOR SQUARE ONE

Planning for Square One is based on configuring 12"x24" and 24"x24" blocks in nearly any manner to create space dividing walls, coves, work zones, and more within open environments.

Idea Starters/Typicals:

When you select one of our pre-configured Typicals, everything you need comes specified together, including the blocks, caps and posts, hardware, glides, and more.

- Select the typical number (e.g., 17-4), then specify the finish and hardware color.
- Add optional accessories (see Step #5).

Make Your Own Typicals:

There are endless opportunities with Square One, giving you the ability to create unique setups to meet the specific needs of your customers.

- We recommend utilizing our Specification/Drawing Services team, who can help in bringing your vision to life and ensure all the necessary components are included. To get started, just send us a drawing. You can use our easy online request form: [Design Request Form](#)
- Steps #2 - #5 outline the process for specifying your own typical. Please provide a drawing with the order to ensure accuracy.

STEP 2: SPECIFYING BLOCKS

When making your own typical, choose the quantity of blocks needed to create your design. We offer single blocks in two styles: 24"x24" and 12"x24".

- Blocks can go up to four high (8') and do runs of five wide (10') without a supporting wall or anchor to create stability.
- We recommend using single 12" x 24" blocks on the top or ends. If placing on the bottom or in the center of the design, using two of them together will ensure alignment with the holes bored on attachment items like End Caps, Corner Posts, etc.
- When creating an "L" or "T" design, we suggest going a minimum of three blocks wide to ensure stability without additional support.

STEP 3: CAPS, POSTS, CONNECTORS, AND SPANNERS

Next, determine what Caps, Posts, Connectors, and Spanners are needed to complete the design.

- End and Top Caps are necessary to ensure a clean and balanced aesthetic (as they hide the attachment hardware/ensure no empty holes are showing where attachments would have been).
- Square One offers connection beams to create 90° turns (Corner Posts), three walls (T-Connectors), four walls (X-Connectors), and span doorways or other openings (Horizontal Beam Spanners).
- End Caps, Posts, and Connectors should always be specified to run longer (taller) than the unit so that the end of the top cap or horizontal rail will not be seen (there are only a few exceptions).

STEP 4: HARDWARE, LEVELING, AND GENERAL ASSEMBLY

Whether connecting square to square or square to post, individual components come with the necessary hardware. Should you need more, we offer separate Bolt Kits to provide proper installation.

We offer heavy-duty, adjustable leveling glides to compensate for uneven floors. A tool (6mm allen driver bit) is also available to insert the glide nuts. The glides must be ordered separately from the blocks.

We do not offer connection methods to anchor to the floor or wall. We recommend discussing this with the building's facility manager for proper connection. Indiana Furniture will not be liable for wall or floor mounts that are not properly installed.

Assembly Instructions may be found on our website.

STEP 5: ACCESSORIES

Add function without sacrificing beauty. Acrylic Inserts, Tackable and Acoustical Panels, Dry Erase Boards, and TV mounts can give your space the ability for more privacy, collaboration, or brainstorming.

- Dry Erase Boards and Tackable Panels have onset installation.
- Dry Erase Boards can be mounted either vertically or horizontally.
- Acoustical Panels are either specified onset or inset, and Acrylic Inserts are inset.
- Tackable Panels are fully upholstered, so a clean aesthetic is seen from both sides of the blocks.
- Acrylic Inserts lock into insert retainers which are installed on top of the hardware, inside of the block, allowing for a quick and tight-fitting installation.
- Frosted Acrylic Inserts can be customized with a logo or image, giving you freedom to create a personal touch. Provide a .CDR, .AI, or .EPS file. Extended lead times may apply.
- We offer the Vesta Power Data Center and other similar items to add power within your Square One spaces created.



**Space Division.
Redefined.**



17-1 (Approximately 10' X 10' X 8')



17-2 (Approximately 8' X 8' X 8')



17-3 (Approximately 12' X 8' X 8')



17-4 (Approximately 10' X 8' X 8')



17-5 (Approximately 16' X 16' X 8')



17-6 (Approximately 8' X 8' X 8')



17-7 (Approximately 8' X 8')



17-8 (Approximately 12' X 8' X 8')



17-9 (Approximately 12' X 8' X 6')



17-10 (Approximately 4' X 8' X 8')



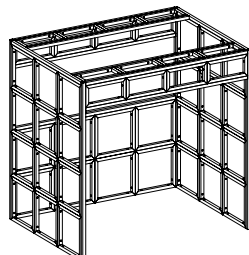
17-11 (Approximately 4' X 4' X 8')



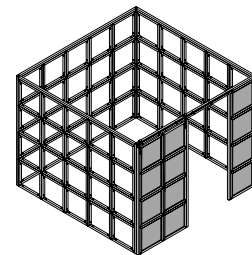
17-12 (Approximately 2' X 4' X 8')



17-13 (Approximately 8' X 8' X 8')



17-14 (Approximately 8' X 6' X 8')



17-15 (Approximately 10' X 10' X 8')

Space Division. Redefined.

Square One is the clean, simple way to provide space division, functionality, and architectural design to any zone within the working environment. With individual building blocks that securely connect to one another and accessories like dry erase boards, barn doors, planter boxes, acrylic inserts, and tackable and acoustical panels, your personalization of Square One is only limited to your imagination. Square One is made of solid wood, providing a sustainable material for the workplace and bringing warmth and beauty to any space.

CONSTRUCTION

BLOCKS

- Blocks are manufactured using kiln-dried, solid European Beech and are attached using hardware, available in your choice of nickel or black, for durability and strength

FINISH

- Indiana Furniture uses a multi-step hand finishing process
- Blocks are pre-sanded for smoothness, then stained and finished with a catalyzed varnish finish which offers durability, lasting beauty, and resistance to normal wear
- Square One finishes were selected to complement casegoods, tables, and seating finishes which allows for easy blending of furniture components

END & TOP CAPS

- Measure 1¾"W and 1¾"D and come in a variety of lengths
- Used vertically and horizontally to provide a clean, balanced aesthetic by hiding the attachment hardware
- Caps are constructed of kiln-dried, solid European Beech and include blind threaded inserts for installation

CORNER POSTS

- Measure 1¾"W and 1¾"D and come in a variety of heights
- Used to create 90° turns
- Corner posts are constructed of kiln-dried, solid European Beech and include blind threaded inserts for installation

T-CONNECTORS

- Measure 1¾"W and 1¾"D and come in a variety of heights
- Used vertically and horizontally to create an intersection for three wall runs
- T-Connectors are constructed of kiln-dried, solid European Beech and include blind threaded inserts for installation

X-CONNECTORS

- Measure 1¾"W and 1¾"D and come in a variety of heights
- Used vertically to create an intersection for four wall runs
- X-Connectors are constructed of kiln-dried, solid European Beech and include blind threaded inserts for installation

HORIZONTAL BEAM SPANNERS

- Measure 1¾"D and 1¾"H and come in a variety of widths
- Used horizontally to provide structural support for doorways and other designed openings
- Spanners are constructed of kiln-dried, solid European Beech and include blind threaded inserts for installation

DRY ERASE BOARDS

- Available in 22½" or 46½" heights and multiple widths
- Installed onset, either vertically or horizontally
- Installation brackets are included; longer bolts for installation on-site are also included

ACOUSTICAL PANELS

- Constructed of 100% polyester made from up to 50% recycled materials without the use of adhesive or other bonding agents, Acoustical Panels are 100% recyclable
- Panels are ½" (12mm) thick and are available in multiple widths and lengths
- Sound absorption is average NRC 0.75 (50mm air gap) 1.0 NRC in mid-high frequencies
- Panels are installed inset with tabs or onset with dual-lock connectors

TACKABLE PANELS

- Tackable Panels are constructed of 7/16" corkboard and then covered, on both sides, in the textile of your choice
- Highly-skilled upholsterers hand tailor each unit to meet individual specifications
- Upholstery options include a broad range of styles, all pre-graded in this price list for ease of use
- Panels are installed onset with dual-lock connectors

ACRYLIC INSERTS

- Acrylic inserts are manufactured using high performance engineering resins and provide translucency, strength, clarity, and versatility
- Inserts are 20½"W and are available in 8½" and 20½" lengths
- Inserts are inset within the blocks with retainers for a tight-fitting installation
- Frosted acrylic options can be customized with logos and other designs as requested

LEVELING GLIDES

- Heavy-duty, adjustable leveling glides are available in black or nickel and are recommended to ensure proper leveling and compensation for uneven floors
- A tool (6mm allen driver bit) to install glides is also available to ensure proper installation

BARN DOOR HARDWARE

- Sliding system tracks are constructed of black powder coated steel
- Hardware includes tracks, hangers, track stops, screws, inserts, bracket, and sliding system
- Installation hardware will be shipped attached to components

PLANTER BOXES

- The planter box is made of ¾" thick thermally-fused laminate (TFL) fused particle-board core
- Grain direction runs horizontal
- Planter boxes are fastened together with screws and heavy-duty metal fasteners
- Optional insert is made of lightweight, fade-resistant, recyclable plastic

HOW TO ORDER EXAMPLES

IDEA STARTERS/TYPICALS

| Model No. | Description | Example |
|-----------|----------------|---------|
| 17-1 | Finish | EF |
| | Hardware Color | BLK |

BLOCKS & RAILS

| Model No. | Description | Example |
|-----------|----------------|---------|
| 17-2424BL | Finish | NB |
| | Hardware Color | NCKL |

ACRYLIC INSERTS

| Model No. | Description | Example |
|-----------|---------------|---------|
| AI-2020AC | Acrylic Color | FSTA |

PLANTER BOXES

| Model No. | Description | Example |
|-----------|-----------------|---------|
| 01-1909PL | TFL Color | AS |
| | Hardware Color | BLK |
| | Optional Insert | PBI |

veneer (W) OPTIONS

Indiana Furniture uses a multi-step, hand finishing process on all exposed wood frames.

Square One models feature a catalyzed varnish finish which offers durability, lasting beauty, and resistance to normal wear.

| | | | |
|-----|---------------------|-----|---------------------|
| AW | Artisan Walnut | MAS | Mesa Sunset* |
| AS | Asian Night | MTS | Metropolis Sky |
| AWH | Aspen White | MNR | Midnight Run |
| BW | Beigewood* | NTM | Natural Marrone* |
| BL | Black | NB | Natural Beech |
| CO | Columbian Walnut | ORW | Oak Riftwood* |
| DC | Dark Cherry | OR | Orchard |
| DFW | Dark Forest Walnut* | PNW | Pinnacle Walnut |
| WH | Designer White | PTK | Portico Teak* |
| EG | Ember Gray | RC | River Cherry* |
| EF | Espresso | SCH | Select Cherry |
| FO | Fawn Oak* | SPW | Sepia Walnut* |
| FLW | Florence Walnut* | SKC | Shaker Cherry |
| GC | Golden Cherry | SBP | Smoky Brown Pear* |
| HVM | Harvest Maple* | TK | Studio Teak |
| HW | Harvest Walnut | SM | Sugar Maple |
| HNW | Henna Walnut | TR | Truffle Rain |
| KHE | Kirsche | WTA | Weathered Ash* |
| LW | Legacy Walnut | WNB | White Nebbia |
| MW | Mahogany Walnut | WC | Williamsburg Cherry |

* Low Sheen Finish

TFL (T) LAMINATE OPTIONS ON PLANTER BOXES

WOODGRAIN

| | | | |
|-----|------------------|-----|---------------------|
| AS | Asian Night | PNW | Pinnacle Walnut |
| BW | Beigewood | PTK | Portico Teak |
| CO | Columbian Walnut | RC | River Cherry |
| EF | Espresso | SCH | Select Cherry |
| FLW | Florence Walnut | SPW | Sepia Walnut |
| GC | Golden Cherry | SKC | Shaker Cherry |
| HVM | Harvest Maple | SBP | Smoky Brown Pear |
| KHE | Kirsche | TK | Studio Teak |
| MW | Mahogany Walnut | SM | Sugar Maple |
| MNR | Midnight Run | WTA | Weathered Ash |
| NTM | Natural Marrone | WNB | White Nebbia |
| ORW | Oak Riftwood | WC | Williamsburg Cherry |

SOLID


| | | | |
|----|----------------|-----|--------------|
| BL | Black | FHG | Fashion Grey |
| WH | Designer White | SG | Slate Grey |

HARDWARE/LEVELING GLIDES COLOR OPTIONS

BLK Black NCKL Nickel




Black



Nickel

ACOUSTICAL PANEL OPTIONS

ASH Ash GRY Grey
CAD Cadet MLK Milky



Milky



Cadet




Grey



Ash

ACRYLIC INSERT OPTIONS


FSTA Frosted TGWA Twigwork
RAFA Raffia TNSA Tinsel
WOVA Woven



Frosted



Raffia



Woven



Twigwork



Tinsel

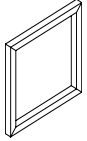
TACKABLE PANEL OPTIONS

Available in single upholstery in a wide variety of graded-in or contract options.

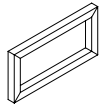
CERTIFICATIONS & COMPLIANCE

- CAL 117-2013 Compliance
- Intertek Sustainability Certified
- BIFMA level® Certified
- BIFMA Compliant® Certified
- TSCA Title VI (CARB) Compliance
- Contributes to LEED®, Green Globes®, and WELL® Sustainable Programs

Building Blocks

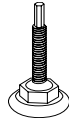


24"x24" Block
[\(See Details\)](#)

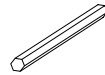


24"x12" Block
[\(See Details\)](#)

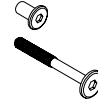
Hardware



Leveling Glide Kits
[\(See Details\)](#)

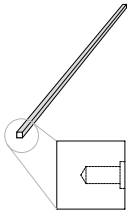


Allen Driver Bit
[\(See Details\)](#)

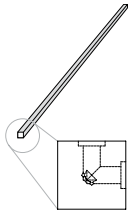


Bolt & Nut Kits
[\(See Details\)](#)

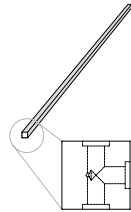
Connectors



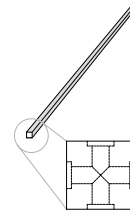
End Caps
[\(See Details\)](#)



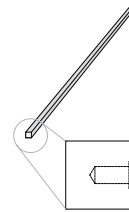
Corner Posts
[\(See Details\)](#)



T-Connector Beams
[\(See Details\)](#)

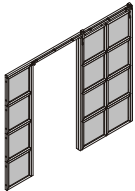


X-Connector Beams
[\(See Details\)](#)

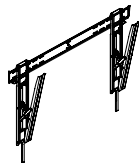


Horizontal Beam Spanners
[\(See Details\)](#)

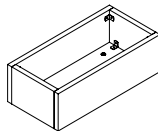
Accessories



Barn Door Wall
[\(See Details\)](#)



TV Mounts
[\(See Details\)](#)



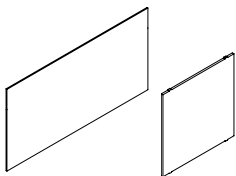
Planter Boxes
[\(See Details\)](#)



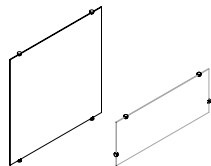
Tic-Tac-Toe Foam Game
[\(See Details\)](#)



Vesta Power Center
[\(See Details\)](#)



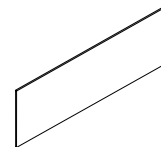
Onset & Inset Acoustical Panels
[\(See Details\)](#)



Acrylic Inset Panels
[\(See Details\)](#)



Dry Erase Boards
[\(See Details\)](#)



Tackable Panels
[\(See Details\)](#)

| Item | Model No. | Qty | Description | List Price |
|--|-----------|-----|-------------|------------|
| HUDDLE (APPROXIMATELY 10' X 10' X 8') | 17-1_1701 | | | \$ 24586 |

**Consists of:**

| | | | |
|--------------|----|-----------------------------------|----------|
| 17-2424BL | 56 | Single Block, 24" x 24" | \$ 18368 |
| 17-17596EC | 4 | End Cap, 96" (used vertically) | \$ 1760 |
| 17-175120EC | 2 | End Cap, 120" (used horizontally) | \$ 958 |
| 17-17597CP | 4 | Corner Post, 97¾" | \$ 1772 |
| 17-175120HBS | 2 | Horizontal Beam Spanner, 120" | \$ 916 |
| 17-LEVKIT | 14 | Leveler Kit, (2) Levelers | \$ 812 |

| | | | | |
|--|------|--|--|----------|
| HUDDLE (APPROXIMATELY 8' X 8' X 8') | 17-2 | | | \$ 21692 |
|--|------|--|--|----------|

**Consists of:**

| | | | |
|-------------|----|---|----------|
| 17-2424BL | 48 | Single Block, 24" x 24" | \$ 15744 |
| 17-17596EC | 6 | End Cap, 96" (4 used vertically, 2 used horizontally) | \$ 2640 |
| 17-17597CP | 4 | Corner Post, 97¾" | \$ 1772 |
| 17-17596HBS | 2 | Horizontal Beam Spanner, 96" | \$ 840 |
| 17-LEVKIT | 12 | Leveler Kit, (2) Levelers | \$ 696 |

| | | | | |
|---|------|--|--|----------|
| HUDDLE (APPROXIMATELY 12' X 8' X 8') | 17-3 | | | \$ 21768 |
|---|------|--|--|----------|

**Consists of:**

| | | | |
|--------------|----|---|----------|
| 17-2424BL | 48 | Single Block, 24" x 24" | \$ 15744 |
| 17-17596EC | 4 | End Cap, 96" (2 used vertically, 2 used horizontally) | \$ 1760 |
| 17-17597EC | 2 | End Cap, 97¾" (used vertically) | \$ 880 |
| 17-17596CP | 2 | Corner Post, 96" | \$ 886 |
| 17-17597CP | 2 | Corner Post, 97¾" | \$ 886 |
| 17-175120HBS | 2 | Horizontal Beam Spanner, 120" | \$ 916 |
| 17-LEVKIT | 12 | Leveler Kit, (2) Levelers | \$ 696 |


| | | | | |
|--|------|--|--|----------|
| H-CONFIGURATION (APPROXIMATELY 10' X 8' X 8') | 17-4 | | | \$ 21768 |
|--|------|--|--|----------|

**Consists of:**

| | | | |
|--------------|----|----------------------------------|----------|
| 17-2424BL | 48 | Single Block, 24" x 24" | \$ 15744 |
| 17-17596EC | 2 | End Cap, 96" (used horizontally) | \$ 880 |
| 17-17597EC | 4 | End Cap, 97¾" (used vertically) | \$ 1760 |
| 17-17596CP | 4 | Corner Post, 96" | \$ 1772 |
| 17-175120HBS | 2 | Horizontal Beam Spanner, 120" | \$ 916 |
| 17-LEVKIT | 12 | Leveler Kit, (2) Levelers | \$ 696 |

[See Overview for Square One Ordering Options.](#)

| Item | Model No. | Qty | Description | List Price |
|--|-----------|-----|-------------|------------|
| QUAD-CONFIGURATION (APPROXIMATELY 16' X 16' X 8') | 17-5 | | | \$ 25890 |

**Consists of:**

| | | | |
|------------|----|----------------------------------|----------|
| 17-2424BL | 64 | Single Block, 24" x 24" | \$ 20992 |
| 17-17596EC | 4 | End Cap, 96" (used horizontally) | \$ 1760 |
| 17-17597EC | 4 | End Cap, 97¾" (used vertically) | \$ 1760 |
| 17-17597XB | 1 | X-Connector Beam, 97¾" | \$ 450 |
| 17-LEVKIT | 16 | Leveler Kit, (2) Levelers | \$ 928 |

| | | | | |
|---|------|--|--|----------|
| WALL COVE (APPROXIMATELY 8' X 8' X 8') | 17-6 | | | \$ 11670 |
|---|------|--|--|----------|

**Consists of:**

| | | | |
|----------------|----|--|---------|
| 17-2424BL | 24 | Single Block, 24" x 24" | \$ 7872 |
| 17-17596EC | 3 | End Cap, 96" (used horizontally) | \$ 1320 |
| 17-17597EC | 4 | End Cap, 97¾" (2 used vertically, 2 used horizontally) | \$ 1760 |
| 17-17596CP | 1 | Corner Post, 96" (used horizontally) | \$ 443 |
| 17-LEVKIT | 4 | Leveler Kit, (2) Levelers | \$ 232 |
| 17-12MMBOLTKIT | 1 | 12mm Bolt Kit, qty 8 | \$ 43 |

** This typical is not design for freestanding applications. This unit must be secured at the top to a rigid structure. Attachment hardware not included.*

| | | | | |
|--|------|--|--|---------|
| SINGLE WALL (APPROXIMATELY 8' X 8') | 17-7 | | | \$ 6800 |
|--|------|--|--|---------|

**Consists of:**

| | | | |
|------------|----|----------------------------------|---------|
| 17-2424BL | 16 | Single Block, 24" x 24" | \$ 5248 |
| 17-17596EC | 1 | End Cap, 96" (used horizontally) | \$ 440 |
| 17-17597EC | 2 | End Cap, 97¾" (used vertically) | \$ 880 |
| 17-LEVKIT | 4 | Leveler Kit, (2) Levelers | \$ 232 |





** This typical is not design for freestanding applications. This unit must be secured at the top to a rigid structure. Attachment hardware not included.*

| | | | | |
|--|-----------|--|--|----------|
| T-CONFIGURATION (APPROXIMATELY 12' X 8' X 8') | 17-8_1708 | | | \$ 16759 |
|--|-----------|--|--|----------|

**Consists of:**

| | | | |
|-------------|----|----------------------------------|----------|
| 17-2424BL | 40 | Single Block, 24" x 24" | \$ 13120 |
| 17-17572EC | 2 | End Cap, 72" (used horizontally) | \$ 852 |
| 17-17596EC | 1 | End Cap, 96" (used horizontally) | \$ 440 |
| 17-17597EC | 3 | End Cap, 97¾" (used vertically) | \$ 1320 |
| 17-17597TCB | 1 | T-Connector Beam, 97¾" | \$ 447 |
| 17-LEVKIT | 10 | Leveler Kit, (2) Levelers | \$ 580 |

[See Overview for Square One Ordering Options.](#)

| Item | Model No. | Qty | Description | List Price |
|---|---------------------|-----|--------------------------------------|------------|
| T-CONFIGURATION (APPROXIMATELY 12' X 8' X 6') | 17-9 | | | \$ 13423 |
|  | Consists of: | | | |
| | 17-2424BL | 30 | Single Block, 24" x 24" | \$ 9840 |
| | 17-17572EC | 2 | End Cap, 72" (used horizontally) | \$ 852 |
| | 17-17573EC | 3 | End Cap, 73¾" (used vertically) | \$ 1278 |
| | 17-17596EC | 1 | End Cap, 96" (used horizontally) | \$ 440 |
| | 17-17573TCB | 1 | T-Connector Beam, 73¾" | \$ 433 |
| | 17-LEVKIT | 10 | Leveler Kit, (2) Levelers | \$ 580 |
| OFFSET DUAL BOOTH (APPROXIMATELY 4' X 8' X 8') | 17-10 | | | \$ 17418 |
|  | Consists of: | | | |
| | 17-2424BL | 36 | Single Block, 24" x 24" | \$ 11808 |
| | 17-17548EC | 2 | End Cap, 48" (used horizontally) | \$ 704 |
| | 17-17597EC | 4 | End Cap, 97¾" (used vertically) | \$ 1760 |
| | 17-17524CP | 2 | Corner Post, 24" (used horizontally) | \$ 682 |
| | 17-17548CP | 2 | Corner Post, 48" (used horizontally) | \$ 708 |
| | 17-17548TCB | 1 | T-Connector Beam, 48" | \$ 355 |
| | 17-17596TCB | 2 | T-Connector Beam, 96" | \$ 894 |
| | 17-LEVKIT | 8 | Leveler Kit, (2) Levelers | \$ 464 |
| | 17-12MMBOLTKIT | 1 | 12mm Bolt Kit, qty 8 | \$ 43 |
| DUAL BOOTH (APPROXIMATELY 4' X 4' X 8') | 17-11 | | | \$ 12578 |
|  | Consists of: | | | |
| | 17-2424BL | 24 | Single Block, 24" x 24" | \$ 7872 |
| | 17-17524EC1711 | 4 | End Cap, 24" (used horizontally) | \$ 1352 |
| | 17-17548EC1711 | 1 | End Cap, 48" (used horizontally) | \$ 352 |
| | 17-17597EC1711 | 4 | End Cap, 97¾" (used vertically) | \$ 1760 |
| | 17-17597TCB1711 | 2 | T-Connector Beam, 97¾" | \$ 894 |
| | 17-LEVKIT | 6 | Leveler Kit, (2) Levelers | \$ 348 |
| L COVE (APPROXIMATELY 2' X 4' X 8') | 17-12 | | | \$ 6123 |
|  | Consists of: | | | |
| | 17-2424BL | 12 | Single Block, 24" x 24" | \$ 3936 |
| | 17-17524EC | 1 | End Cap, 24" (used horizontally) | \$ 338 |
| | 17-17548EC | 1 | End Cap, 48" (used horizontally) | \$ 352 |
| | 17-17597EC | 2 | End Cap, 97¾" (used vertically) | \$ 880 |
| | 17-17597CP | 1 | Corner Post, 97¾" | \$ 443 |
| | 17-LEVKIT | 3 | Leveler Kit, (2) Levelers | \$ 174 |

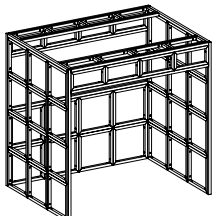
[See Overview for Square One Ordering Options.](#)

| Item | Model No. | Qty | Description | List Price |
|---|-----------|-----|-------------|------------|
| C-CONFIGURATION (APPROXIMATELY 8' X 8' X 8') | 17-13 | | | \$ 19526 |

**Consists of:**

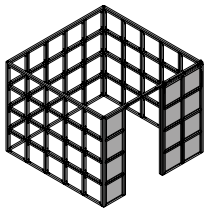
| | | | |
|------------|----|----------------------------------|----------|
| 17-2424BL | 48 | Single Block, 24" x 24" | \$ 15744 |
| 17-17596EC | 3 | End Cap, 96" (used horizontally) | \$ 1320 |
| 17-17597EC | 2 | End Cap, 97¾" (used vertically) | \$ 880 |
| 17-17597CP | 2 | Corner Post, 97¾" | \$ 886 |
| 17-LEVKIT | 12 | Leveler Kit, (2) Levelers | \$ 696 |

| | | | | |
|--|-------|--|--|----------|
| GATEWAY COVE (APPROXIMATELY 8' X 6' X 8') | 17-14 | | | \$ 21501 |
|--|-------|--|--|----------|

**Consists of:**

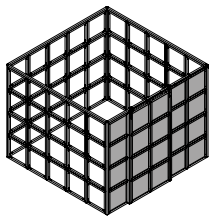
| | | | |
|----------------|----|--------------------------------------|----------|
| 17-2424BL | 32 | Single Block, 24" x 24" | \$ 10496 |
| 17-2412BL | 16 | Single Block, 24" x 12" | \$ 4576 |
| 17-17596EC | 5 | End Cap, 96" (used horizontally) | \$ 2200 |
| 17-17572CP | 2 | Corner Post, 72" (used horizontally) | \$ 862 |
| 17-17596CP | 2 | Corner Post, 96" (used horizontally) | \$ 886 |
| 17-17597CP | 4 | Corner Post, 97¾" (used vertically) | \$ 1772 |
| 17-LEVKIT | 10 | Leveler Kit, (2) Levelers | \$ 580 |
| 17-12MMBOLTKit | 3 | 12mm Bolt Kit, qty 8 | \$ 129 |

| | | | | |
|---|-------|--|--|----------|
| MEETING ROOM WITH BARN DOOR (APPROXIMATELY 10' X 10' X 8') | 17-15 | | | \$ 34333 |
|---|-------|--|--|----------|

**Consists of:**

| | | | |
|-------------|----|-----------------------------------|----------|
| 17-2424BL | 60 | Single Block, 24" x 24" | \$ 19680 |
| 17-175120EC | 3 | End Cap, 120" (used horizontally) | \$ 1437 |
| 17-17597CP | 4 | Corner Post, 97¾" | \$ 1772 |
| 17-4896BDBR | 1 | Barn Door Wall, Right | \$ 10574 |
| 17-LEVKIT | 15 | Leveler Kit, (2) Levelers | \$ 870 |

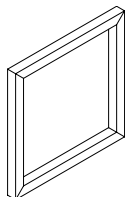
** Must Specify Acrylic and/or Acoustical Inserts for Use in Barn Door Wall (Total 20 Inserts);
Note: List Price Shown Above Does NOT Include These Required Inserts Due to Variance in Pricing. See
Page 307 for Acrylic and Acoustical Insert options.*



Shown as Right Barn Door

[See Overview for Square One Ordering Options.](#)

| Item | Model No. | W | D | H | Ship Wt | Cubic Ft | List Price |
|---------------------------|-----------|----|----|----|---------|----------|------------|
| SINGLE BLOCK 24" X 24" | 17-2424BL | 24 | 1¾ | 24 | 12 | 1.5 | \$ 328 |



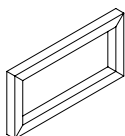
Description

- Includes Four (4) Bolts and Nuts for Installation

Must Specify (in this order):

Model # and Quantity
Finish
Hardware Color

| | | | | | | | |
|---------------------------|-----------|----|----|----|---|-----|--------|
| SINGLE BLOCK 24" X 12" | 17-2412BL | 24 | 1¾ | 12 | 8 | 1.0 | \$ 286 |
|---------------------------|-----------|----|----|----|---|-----|--------|



Description

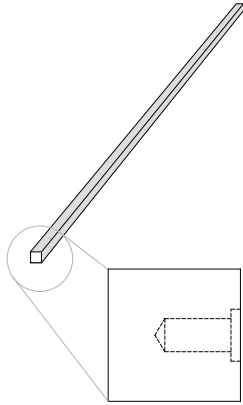
- Includes Three (3) Bolts and Nuts for Installation
- Can Be Used Vertically or Horizontally
- Recommended for Use on Top or End of Configuration, Unless Used in Pairs
- We Recommend Using Single 12" x 24" Blocks on the Top or Ends. If Placing on the Bottom or In the Center of the Design, Using Two of Them Together Will Ensure Alignment with the Holes Bored on Attachment Items Like End Caps, Corner Posts, Etc.

Must Specify (in this order):

Model # and Quantity
Finish
Hardware Color

[See Overview for Square One Ordering Options.](#)

| Item | Model No. | W | D | H | Ship Wt | Cubic Ft | List Price |
|----------|--|----|----|-----|---------|----------|------------|
| END CAPS | 17-17522EC | 1¾ | 1¾ | 22¼ | 7 | 0.1 | \$ 332 |
| | 17-17524EC | 1¾ | 1¾ | 24 | 7 | 0.1 | \$ 338 |
| | 17-17525EC <i>Vertical Use Only</i> | 1¾ | 1¾ | 25¾ | 7 | 0.1 | \$ 338 |
| | 17-17536EC | 1¾ | 1¾ | 36 | 8 | 0.1 | \$ 343 |
| | 17-17537EC <i>Vertical Use Only</i> | 1¾ | 1¾ | 37¾ | 8 | 0.1 | \$ 343 |
| | 17-17548EC | 1¾ | 1¾ | 48 | 9 | 0.1 | \$ 352 |
| | 17-17549EC <i>Vertical Use Only</i> | 1¾ | 1¾ | 49¾ | 9 | 0.1 | \$ 352 |
| | 17-17560EC | 1¾ | 1¾ | 60 | 10 | 0.2 | \$ 417 |
| | 17-17561EC <i>Vertical Use Only</i> | 1¾ | 1¾ | 61¾ | 10 | 0.2 | \$ 417 |
| | 17-17572EC | 1¾ | 1¾ | 72 | 11 | 0.3 | \$ 426 |
| | 17-17573EC <i>Vertical Use Only</i> | 1¾ | 1¾ | 73¾ | 11 | 0.3 | \$ 426 |
| | 17-17584EC | 1¾ | 1¾ | 84 | 11 | 0.3 | \$ 431 |
| | 17-17585EC <i>Vertical Use Only</i> | 1¾ | 1¾ | 85¾ | 12 | 0.3 | \$ 431 |
| | 17-17596EC | 1¾ | 1¾ | 96 | 12 | 0.3 | \$ 440 |
| | 17-17597EC <i>Vertical Use Only</i> | 1¾ | 1¾ | 97¾ | 13 | 0.3 | \$ 440 |
| | 17-175108EC | 1¾ | 1¾ | 108 | 13 | 0.3 | \$ 476 |
| | 17-175120EC | 1¾ | 1¾ | 120 | 14 | 0.3 | \$ 479 |

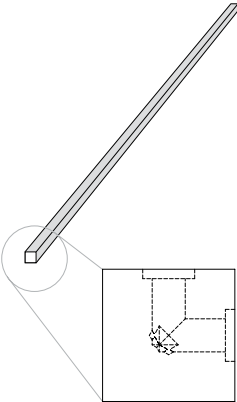


Must Specify (in this order):

Model # and Quantity
Finish
Hardware Color

Description

- Used Vertically and Horizontally to Provide a Clean, Balanced Aesthetic by Hiding Attachment Hardware
- Includes Bolts for Installation
- Blind-Threaded Insert for Installation

| Item | Model No. | W | D | H | Ship Wt | Cubic Ft | List Price |
|---|------------|----|----|-----|---------|----------|------------|
| CORNER POSTS  | 17-17522CP | 1¾ | 1¾ | 22¼ | 7 | 0.1 | \$ 334 |
| | 17-17524CP | 1¾ | 1¾ | 24 | 7 | 0.1 | \$ 341 |
| | 17-17525CP | 1¾ | 1¾ | 25¾ | 7 | 0.1 | \$ 341 |
| | 17-17536CP | 1¾ | 1¾ | 36 | 8 | 0.1 | \$ 347 |
| | 17-17537CP | 1¾ | 1¾ | 37¾ | 8 | 0.1 | \$ 347 |
| | 17-17548CP | 1¾ | 1¾ | 48 | 9 | 0.1 | \$ 354 |
| | 17-17549CP | 1¾ | 1¾ | 49¾ | 9 | 0.1 | \$ 354 |
| | 17-17560CP | 1¾ | 1¾ | 60 | 10 | 0.2 | \$ 425 |
| | 17-17561CP | 1¾ | 1¾ | 61¾ | 10 | 0.2 | \$ 425 |
| | 17-17572CP | 1¾ | 1¾ | 72 | 11 | 0.2 | \$ 431 |
| | 17-17573CP | 1¾ | 1¾ | 73¾ | 11 | 0.2 | \$ 431 |
| | 17-17584CP | 1¾ | 1¾ | 84 | 11 | 0.2 | \$ 435 |
| | 17-17585CP | 1¾ | 1¾ | 85¾ | 12 | 0.2 | \$ 435 |
| | 17-17596CP | 1¾ | 1¾ | 96 | 12 | 0.3 | \$ 443 |
| | 17-17597CP | 1¾ | 1¾ | 97¾ | 13 | 0.3 | \$ 443 |

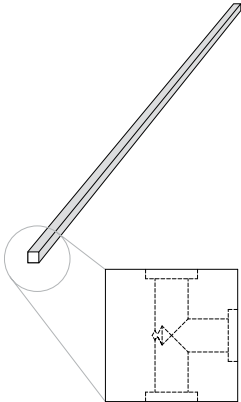
Must Specify (in this order):

Model # and Quantity
 Finish
 Hardware Color

Description

- Used Vertically to make 90° Turns
- Includes Bolts for Installation
- Blind-Threaded Insert for Installation

[See Overview for Square One Ordering Options.](#)

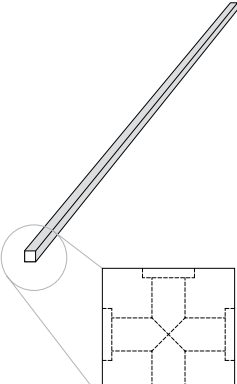
| Item | Model No. | W | D | H | Ship Wt | Cubic Ft | List Price |
|---|-------------------|----|-----|-----|---------|----------|------------|
|  | T-CONNECTOR BEAMS | | | | | | |
| | 17-17522TCB | 1¾ | 1¾ | 22¼ | 7 | 0.1 | \$ 338 |
| | 17-17524TCB | 1¾ | 1¾ | 24 | 7 | 0.1 | \$ 3343 |
| | 17-17525TCB | 1¾ | 1¾ | 25¾ | 7 | 0.1 | \$ 343 |
| | 17-17536TCB | 1¾ | 1¾ | 36 | 8 | 0.1 | \$ 351 |
| | 17-17537TCB | 1¾ | 1¾ | 37¾ | 8 | 0.1 | \$ 351 |
| | 17-17548TCB | 1¾ | 1¾ | 48 | 9 | 0.1 | \$ 355 |
| | 17-17549TCB | 1¾ | 1¾ | 49¾ | 9 | 0.1 | \$ 355 |
| | 17-17560TCB | 1¾ | 1¾ | 60 | 10 | 0.2 | \$ 430 |
| | 17-17561TCB | 1¾ | 1¾ | 61¾ | 10 | 0.2 | \$ 430 |
| | 17-17572TCB | 1¾ | 1¾ | 72 | 11 | 0.2 | \$ 433 |
| | 17-17573TCB | 1¾ | 1¾ | 73¾ | 11 | 0.2 | \$ 433 |
| | 17-17584TCB | 1¾ | 1¾ | 84 | 11 | 0.2 | \$ 442 |
| | 17-17585TCB | 1¾ | 1¾ | 85¾ | 12 | 0.2 | \$ 442 |
| 17-17596TCB | 1¾ | 1¾ | 96 | 12 | 0.3 | \$ 447 | |
| 17-17597TCB | 1¾ | 1¾ | 97¾ | 13 | 0.3 | \$ 447 | |

Must Specify (in this order):

Model # and Quantity
 Finish
 Hardware Color

Description

- Used Vertically to Connect Three (3) Walls
- Includes Bolts for Installation
- Blind-Threaded Insert for Installation


| Item | Model No. | W | D | H | Ship Wt | Cubic Ft | List Price |
|---|------------|----|----|-----|---------|----------|------------|
|  | 17-17522XB | 1¾ | 1¾ | 22¾ | 7 | 0.1 | \$ 341 |
| | 17-17525XB | 1¾ | 1¾ | 25¾ | 7 | 0.1 | \$ 345 |
| | 17-17537XB | 1¾ | 1¾ | 37¾ | 8 | 0.1 | \$ 353 |
| | 17-17549XB | 1¾ | 1¾ | 49¾ | 9 | 0.1 | \$ 357 |
| | 17-17561XB | 1¾ | 1¾ | 61¾ | 10 | 0.2 | \$ 433 |
| | 17-17573XB | 1¾ | 1¾ | 73¾ | 11 | 0.2 | \$ 441 |
| | 17-17585XB | 1¾ | 1¾ | 85¾ | 12 | 0.2 | \$ 446 |
| | 17-17597XB | 1¾ | 1¾ | 97¾ | 13 | 0.3 | \$ 450 |

Must Specify (in this order):

Model # and Quantity
Finish
Hardware Color

Description

- Used Vertically to Connect Four (4) Wall Runs
- Includes Bolts for Installation
- Blind-Threaded Insert for Installation

| Item | Model No. | W | D | H | Ship Wt | Cubic Ft | List Price |
|---|--------------|-----|----|----|---------|----------|------------|
|  | 17-17572HBS | 72 | 1¾ | 1¾ | 11 | 0.2 | \$ 387 |
| | 17-17584HBS | 84 | 1¾ | 1¾ | 11 | 0.2 | \$ 398 |
| | 17-17596HBS | 96 | 1¾ | 1¾ | 12 | 0.3 | \$ 420 |
| | 17-175108HBS | 108 | 1¾ | 1¾ | 12 | 0.3 | \$ 435 |
| | 17-175120HBS | 120 | 1¾ | 1¾ | 14 | 0.3 | \$ 458 |

Description

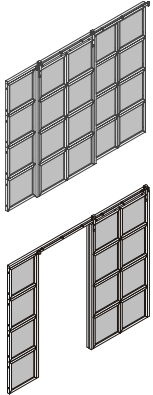
- Used Horizontally to Provide Structural Support for Doorways and Other Openings
- Includes Bolts for Installation
- Blind-Threaded Insert for Installation
- Holes Bored Only on Ends to Accommodate Attachment

Must Specify (in this order):

Model # and Quantity
Finish
Hardware Color

[See Overview for Square One Ordering Options.](#)

| Item | Model No. | W | D | H | Ship Wt | Cubic Ft | List Price |
|----------------|-------------|-------------|-----|---|---------|----------|------------|
| BARN DOOR WALL | Left | Right | | | | | |
| | 17-4896BDBL | 17-4896BDBR | 120 | 4 | 103 | 289 | 271 |



Shown as Right Barn Door

Must Specify (in this order):

Model #
Finish
Hardware Color
Acrylic or Acoustic Panels/Color

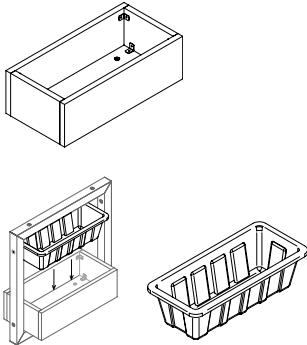
Description

- Standard with: Blocks, Beam Spanner, Four (4) End Caps, and Hardware to Create An *Approximately* 10"W x 8½"H Wall with Barn Door, including Leveling Glides
- Barn Door Features Soft Open and Soft Close to Avoid Door Slamming
- Must Specify Finish and Hardware Color (Door Track Available in Black Only)
- Must Specify Acrylic and/or Acoustical Inserts for Use in Barn Door Wall (Total 20 Inserts); Note: List Price Shown Above Does NOT Include These Required Inserts Due to Variance in Pricing

Must Specify Insert Options: 20 Acrylic and/or Acoustical Inserts (any combination)

| AP-2020AP | Acoustic Insert - Must Specify Color Option and Add; See Acoustic Color Options | |
|-----------|---|--------|
| ASH | Ash | \$ 291 |
| CAD | Cadet | \$ 291 |
| GRY | Grey | \$ 291 |
| MLK | Milky | \$ 291 |
| AI-2020AC | Acrylic Insert - Must Specify Color Option and Add; See Acrylic Color Options | |
| FSTA | Frosted | \$ 338 |
| TGWA | Twigwork | \$ 650 |
| WOVA | Woven | \$ 650 |
| RAFA | Raffia | \$ 650 |
| TNSA | Tinsel | \$ 650 |

| Item | Model No. | W | D | H | Ship Wt | Cubic Ft | List Price |
|-------------|-----------|-----|----|---|---------|----------|------------|
| PLANTER BOX | 01-1909PL | 19¼ | 9½ | 6 | 16 | 2.0 | \$ 631 |

**Must Specify (in this order):**

Model #
TFL Color
Optional Planter Insert

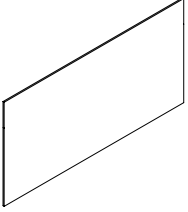
Description

- Material is TFL. Must Specify TFL (T) Color; [See Color Options](#)
- Planter Will Ship with Attachment Hardware: Two (2) Black and Two (2) Nickel Bolts
- Horizontal Grain
- Planter Boxes Cannot be Installed on Both Sides of a Corner
- Optional Planter Box Insert Sold Separately

Option: Specify & Add

| | | |
|-----|-----------------------------------|-------|
| PBI | Planter Box Insert, Black Plastic | \$ 58 |
|-----|-----------------------------------|-------|

[See Overview for Square One Ordering Options.](#)

| Item | Model No. | W | D | H | Ship Wt | Cubic Ft | List Price |
|--|--------------------|-----|---|-----|---------|----------|------------|
| ACOUSTICAL PANEL ONSET INSTALLATION  Must Specify (in this order): Model # Color | 22"H Panels | | | | | | |
| | AP-2222AP | 22¼ | ½ | 22¼ | 6 | 1.4 | \$ 291 |
| | AP-2234AP | 34¼ | ½ | 22¼ | 7 | 2.1 | \$ 411 |
| | AP-2246AP | 46¼ | ½ | 22¼ | 8 | 2.8 | \$ 493 |
| | AP-2258AP | 58¼ | ½ | 22¼ | 8 | 3.4 | \$ 586 |
| | AP-2270AP | 70¼ | ½ | 22¼ | 9 | 4.1 | \$ 700 |
| | 46"H Panels | | | | | | |
| | AP-4646AP | 46¼ | ½ | 46¼ | 10 | 5.1 | \$ 995 |
| | AP-4658AP | 58¼ | ½ | 46¼ | 12 | 6.3 | \$ 1177 |
| | AP-4670AP | 70¼ | ½ | 46¼ | 13 | 7.6 | \$ 1390 |

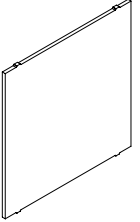
Description

- Onset Application, Installed with 9" Dual-Lock Connectors
- Sound Absorption Rating Average NRC 0.75 (50 mm Air Gap) 1.0 NRC in Mid-High Frequencies
- Cannot be Used on Same Side as TV Mount
- For Space Planning with Furniture, Note the Onset Application Will Add ½" to the Square One Blocks

Color Options: Must Specify; See Color Options

| | |
|-----|-------|
| ASH | Ash |
| CAD | Cadet |
| GRY | Grey |
| MLK | Milky |



| | | | | | | | |
|--|-----------------------|-----|-----|----|-----|--------|--------|
| ACOUSTICAL PANEL INSET INSTALLATION  Must Specify (in this order): Model # Color | For 12" Blocks | | | | | | |
| | AP-0820AP | 20¼ | ½ | 8¼ | 3 | 0.8 | \$ 251 |
| | For 24" Blocks | | | | | | |
| AP-2020AP | 20¼ | ½ | 20¼ | 6 | 1.4 | \$ 291 | |

Description

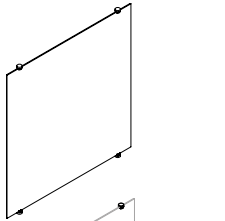
- Inset Application; Includes Tabs to Secure in Place
- Sound Absorption Rating Average NRC 0.75 (50 mm Air Gap) 1.0 NRC in Mid-High Frequencies
- Cannot be Used with TV Mount

Color Options: Must Specify; See Color Options

| | |
|-----|-------|
| ASH | Ash |
| CAD | Cadet |
| GRY | Grey |
| MLK | Milky |



[See Overview for Square One Ordering Options.](#)






| Item | Model No. | W | D | H | Ship Wt | Cubic Ft | List Price |
|---|---------------------------------------|-----|---|-----|---------|----------|--------------|
| ACRYLIC INSERTS | | | | | | | |
| For 12" Blocks | | | | | | | |
|  | AI-0820AC | 20¼ | ¼ | 8¼ | 6 | 2.0 | \$ See Below |
| | <i>Horizontal Insert Applications</i> | | | | | | |
| | AI-2008AC | 8¼ | ¼ | 20¼ | 6 | 2.0 | \$ See Below |
| <i>Vertical Insert Applications</i> | | | | | | | |
| For 24" Blocks | | | | | | | |
| | AI-2020AC | 20¼ | ¼ | 20¼ | 7 | 2.0 | \$ See Below |

Description

- Inserted Into 24" or 12" Blocks with Insert Retainers (Included)
- Raffia's Linear Pattern will be Installed Vertically on Both AI-2008AC (Vertical) and AI-0820AC (Horizontal)
- Frosted Acrylic Inserts can be customized with a logo or design using one of the following file types: .CDR, .AI, or .EPS. Email the image to customproduct@indianafurniture.com for a quote. Additional costs and lead times may apply. Note this as a special on your order when submitting.

Color Options: Must Specify; See Color Options

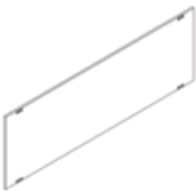
Must Specify (in this order):
Model #
Color
Special Custom Logo

| | | | | |
|---|------|--|--------|-----|
|  | FSTA | Frosted | 12" \$ | 220 |
| | | | 24" \$ | 338 |
|  | TGWA | Twigwork | 12" \$ | 353 |
| | | | 24" \$ | 650 |
|  | WOVA | Woven | 12" \$ | 353 |
| | | | 24" \$ | 650 |
|  | RAFA | Raffia (12" Blocks are Installed Vertically) | 12" \$ | 353 |
| | | | 24" \$ | 650 |
|  | TNSA | Tinsel | 12" \$ | 353 |
| | | | 24" \$ | 650 |

For 12" Blocks



Raffia (RAFA)
Vertical Installation Standard

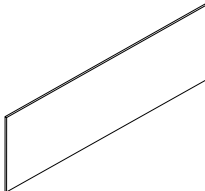
| Item | Model No. | W | D | H | Ship Wt | Cubic Ft | List Price |
|---|------------|-----|---|-----|---------|----------|------------|
| DRY ERASE BOARDS | | | | | | | |
| 22"H Panels | | | | | | | |
|  | 17-2246DEB | 46¼ | ¾ | 22¼ | 11 | 0.2 | \$ 847 |
| | 17-2258DEB | 58¼ | ¾ | 22¼ | 11 | 0.2 | \$ 1065 |
| | 17-2270DEB | 70¼ | ¾ | 22¼ | 11 | 0.2 | \$ 1318 |
| 46"H Panels | | | | | | | |
| | 17-4646DEB | 46¼ | ¾ | 46¼ | 11 | 0.2 | \$ 1285 |
| | 17-4658DEB | 58¼ | ¾ | 46¼ | 11 | 0.2 | \$ 1619 |
| | 17-4670DEB | 70¼ | ¾ | 46¼ | 11 | 0.2 | \$ 1952 |

Must Specify (in this order):
Model #
Color

Description

- Nuts and Bolts Included for Onset Attachment
- May be Applied Horizontally or Vertically
- For Space Planning with Furniture, Note the Onset Application Will Add ¾" to the Square One Blocks

[See Overview for Square One Ordering Options.](#)

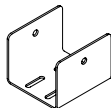
| Item | Model No. | W | D | H | YARDS | | GRADE COM/1/2/3 | GRADE 4 | GRADE 5 | GRADE 6 | GRADE 7 | GRADE 8 | GRADE 9 | GRADE 10 |
|---|-----------|-----|---|-----|-------|----|--------------------|------------|------------|------------|------------|------------|------------|-------------|
| TACKABLE PANELS | | | | | | | | | | | | | | |
| 22"H Panels (1 piece) | | | | | | | | | | | | | | |
|  | TB-2222TB | 22¼ | ¾ | 22¼ | 1.75 | \$ | 604 | 875 | 1003 | 1131 | 1315 | 1505 | 1729 | 1987 |
| | TB-2234TB | 34¼ | ¾ | 22¼ | 2.50 | \$ | 787 | 1175 | 1357 | 1540 | 1802 | 2075 | 2395 | 2762 |
| | TB-2246TB | 46¼ | ¾ | 22¼ | 3.00 | \$ | 965 | 1430 | 1649 | 1868 | 2183 | 2510 | 2894 | 3335 |
| | TB-2258TB | 58¼ | ¾ | 22¼ | 3.75 | \$ | 1145 | 1726 | 2000 | 2274 | 2668 | 3076 | 3556 | 4108 |
| | TB-2270TB | 70¼ | ¾ | 22¼ | 4.50 | \$ | 1319 | 2017 | 2345 | 2674 | 3146 | 3637 | 4213 | 4874 |
| 46"H Panels (2 pieces) | | | | | | | | | | | | | | |
| | TB-4646TB | 46¼ | ¾ | 46¼ | 6.00 | \$ | 1824 | 2754 | 3192 | 3630 | 4260 | 4914 | 5682 | 6564 |
| | TB-4658TB | 58¼ | ¾ | 46¼ | 7.25 | \$ | 2109 | 3233 | 3762 | 4291 | 5053 | 5843 | 6771 | 7837 |
| | TB-4670TB | 70¼ | ¾ | 46¼ | 8.75 | \$ | 2391 | 3747 | 4386 | 5025 | 5944 | 6897 | 8017 | 9304 |

Must Specify (in this order):
Model #
Fabric Vendor/Pattern/Color

Description

- Installed with 9" Dual-Lock Connectors
- Tackable Panels are Fully Upholstered on Both Sides.
- For Space Planning with Furniture, Note the Onset Application Will Add ¾" to the Square One Blocks

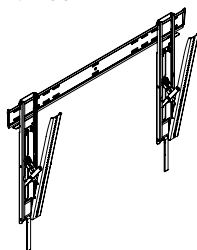
| Item | Model No. | W | D | H | Ship Wt | Cubic Ft | List Price |
|------------|-----------|----|---|---|---------|----------|------------|
| TV BRACKET | 01-TVBR | 3½ | 4 | 3 | 1 | 1.0 | \$ 154 |



Description

- Black Metal
- Coordinates with TV Mount

| | | | | | | | |
|----------|---------|-----|---|-----|----|-----|---------|
| TV MOUNT | 01-TVMT | 35¾ | ¾ | 21¾ | 15 | 0.5 | \$ 1212 |
|----------|---------|-----|---|-----|----|-----|---------|

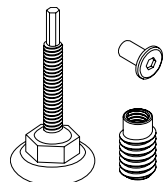


OPEN MARKET ONLY

Description

- Available in Black; Provides 12° of Smooth, Fingertip Tilt
- Compatible with Ultra-Thin TVs 2" (51 mm) Deep or Less; Typical Screen Sizes: 37" - 63"
- Weight Capacity: 100 lbs (45.4 kg)
- Can be Installed in Landscape Mode Only
- Must Order Two (2) 01-TVBR to Mount TV
- Not Compatible with Acrylic or Acoustical Inserts; Can be Used with Onset Acoustical Panels when Used on Opposite Sides

| | | | | | | | |
|-------------|-----------|--|--|--|---|-----|-------|
| LEVELER KIT | 17-LEVKIT | | | | 1 | 1.0 | \$ 58 |
|-------------|-----------|--|--|--|---|-----|-------|



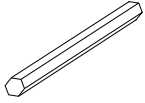
Description

- Includes Two (2) Levelers, Two (2) Insert Nuts and Two (2) Cap Nuts
- Must Specify Black (BLK) or Nickel (NCKL)

Must Specify (in this order):
Model # and Quantity
Hardware Color

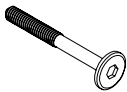
[See Overview for Square One Ordering Options.](#)

| Item | Model No. | W | D | H | Ship Wt | Cubic Ft | List Price |
|------------------|-----------|---|---|---|---------|----------|------------|
| ALLEN DRIVER BIT | 17-TOOL | - | - | - | 1 | 1.0 | \$ 65 |


Description

- Used for Inserting Glide Insert Nuts for Levelers
- 6mm Allen Driver Bit

| | | | | | | | |
|-----------------------|----------------|---|---|---|---|-----|-------|
| 80MM BOLT AND NUT KIT | 17-80MMBOLTKIT | - | - | - | 1 | 1.0 | \$ 56 |
|-----------------------|----------------|---|---|---|---|-----|-------|

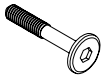

Description

- Quantity of Eight (8)
- For Connecting Block to Block
- Must Specify Black (BLK) or Nickel (NCKL)

Must Specify (in this order):

Model # and Quantity
Hardware Color

| | | | | | | | |
|-----------------------|----------------|---|---|---|---|-----|-------|
| 60MM BOLT AND NUT KIT | 17-60MMBOLTKIT | - | - | - | 1 | 1.0 | \$ 44 |
|-----------------------|----------------|---|---|---|---|-----|-------|


Description

- Quantity of Eight (8)
- For Connecting Block to Beam, Post, or End Cap
- Must Specify Black (BLK) or Nickel (NCKL)

Must Specify (in this order):

Model # and Quantity
Hardware Color

| | | | | | | | |
|-----------------------|----------------|---|---|---|---|-----|-------|
| 12MM BOLT AND NUT KIT | 17-12MMBOLTKIT | - | - | - | 1 | 1.0 | \$ 43 |
|-----------------------|----------------|---|---|---|---|-----|-------|


Description

- Quantity of Eight (8)
- For Covering Exposed Holes in Rails Only
- Must Specify Black (BLK) or Nickel (NCKL)

Must Specify (in this order):

Model # and Quantity
Hardware Color

[See Overview for Square One Ordering Options.](#)

| Item | Model No. | W | D | H | Ship Wt | Cubic Ft | List Price |
|--------------------|-----------|-----|----|-----|---------|----------|------------|
| VESTA POWER CENTER | 01-PDCTR | 10¾ | 12 | 28¼ | 14 | 2.5 | \$ 1968 |



Description

- Top Includes One (1) Power Outlet, Two (2) USB Ports and One (1) USBC Port; Base Includes Three (3) Outlet
- Available in White
- 120" Power Cord
- Built with Weight Distribution for Optimal Stability
- Base is 5" Tall

| | | | | | | | |
|------------------------------|----------|-----|---|-----|---|-----|--------|
| TIC-TAC-TOE FOAM GAME SET | 17-XOSET | 20¾ | 2 | 20¾ | 6 | 3.0 | \$ 403 |
|------------------------------|----------|-----|---|-----|---|-----|--------|



Description

- Set Includes Five (5) Xs (Charcoal Gray) and Four (4) Os (Light Gray)
- Constructed of Polyurethane Foam

[See Overview for Square One Ordering Options.](#)

ORDERING INFORMATION

All orders should be placed with:

Indiana Furniture
PO Box 270, 1919 Hospitality Dr., Ste. A
Jasper, IN 47547-0270

Fax: 812.482.9035

email: neworders@indianafurniture.com

ORDER PROCEDURE

To ensure timely processing, all orders must include:

- Purchase Order Number
- Sold To and Ship To Addresses
- Call Before Delivery Phone Number and Contact Name
- Complete Model Numbers and Quantity for All Units
- Finish Selections
- Fabric Vendor/Pattern/Color, if applicable
- Other Applicable Options
- Any Special Delivery or Product Instructions

A drawing or sketch of the planned configuration in modular applications will facilitate order processing.

How to Order illustrations are located at the beginning of each Series. Each model has additional information on How to Specify. For further clarification, contact Sales Support at 800.422.5727.

PRICING

All prices are suggested retail, F.O.B. Point of Origin, freight prepaid and allowed to one continental US destination. Prices, specifications and materials are subject to change without notice. Possession and/or distribution of this price list does not in itself constitute an offer to sell. Orders can be received only from authorized Indiana Furniture dealers. Orders will be billed at prices at time of shipment, unless previously acknowledged prior to the effective date of a price change, in which case billing will be at the price acknowledged.

Indiana Furniture accepts Visa, MasterCard and American Express. Please contact Sales Support for policy details.

ACKNOWLEDGMENT

Cleanly specified orders are acknowledged in a timely manner. The acknowledgment reflects how the order was entered, the estimated ship date, and other pertinent information. This acknowledgment serves as the final agreement between the customer and Indiana Furniture, and is the exclusive statement of the terms thereof. Changes must be requested within one business day of acknowledgment; after that, all production activities begin and the order becomes firm. Please examine this acknowledgment carefully and advise Indiana Furniture immediately of any discrepancies. The customer bears sole responsibility for order correctness.

Shipping fees (see Delivery + Freight Charges) are added at the time of invoicing. Shipping charges will be listed on direct bill and GSA orders due to the nature of the contract, but not on commercial or dealer-billed orders.

BUYER'S OBLIGATION: RIGHTS OF SELLER

If Indiana Furniture shall, at any time, doubt Buyer's financial responsibility, Indiana Furniture may decline to make shipments hereunder except upon receipt of cash payment in advance or security or other proof of responsibility satisfactory to Indiana Furniture. If buyer fails in any way to fulfill the terms and conditions set forth herein, Indiana Furniture may defer shipments until such default is corrected. Remedies provided herein shall be in addition to, and not in lieu of other remedies. Buyer agrees to abide by payment terms as listed on invoice. Buyer shall pay all reasonable costs and expenses, including attorney and collection fees, and late fees, incurred by Seller in connection with any amounts due for goods ordered.

CANCELLATIONS + CHANGES

All products are built-to-order. Once acknowledged (See Acknowledgement), orders are considered firm and are not subject to cancellation or change without approval from Indiana Furniture. All approved changes are subject to additional charges and revised lead times.

PRODUCT DESIGN + SPECIFICATION CHANGES

Indiana Furniture reserves the right to make changes in design and construction or discontinue products without prior notice. Note: All dimensions listed in price list are nominal.

REPAIR CHARGES

Indiana Furniture will only pay repair charges if Sales Support gives prior written

authorization. No repair charge will be paid without advance approval at which time a repair authorization number will be issued and must appear on the invoice to Indiana Furniture for the completed work.

WAREHOUSE STORAGE CHARGES

If a shipment is held beyond 7 calendar days at your request, a **.084% per calendar day (2.52% per month) storage charge will be assessed**. The effective date will be 7 calendar days after the acknowledged ship date. Further, the prices applied to the order will be those in effect at the time of shipment.

DAMAGED/MISSING MERCHANDISE

The consignee is responsible for reporting all damage and shortages to Sales Support.

- The consignee must inspect all merchandise upon arrival.
- Do not refuse merchandise damaged in transit.
- Missing cartons and obvious damage must be noted on the freight bill at the time of delivery.
- Claims for missing cartons should be reported immediately for the best chance of recovery and to avoid delays in completing the delivery.
- Claims for both obvious and concealed damage must be filed within 15 calendar days of receipt of product
- Damaged merchandise must not have been moved from the original receiving location and must be reported prior to any attempt to install the product.
- All damaged merchandise, including the cartons and packing materials, must be retained for inspection by either the carrier or by an Indiana Furniture Sales Representative.

Be prepared to provide the following information when contacting Sales Support:

- Copy of Signed Freight Bill (with noted issues, if applicable)
- Original Order Number
- Model Number of the Damaged Item
- Photos of the Damaged Carton/Item

All damage claims are subject to review and approval. Once your damage claim has been evaluated, we will determine the best resolution, including repair or replacement where applicable. Indiana Furniture reserves the right to select the most cost effective way to resolve the claim.

DELIVERY + FREIGHT CHARGES

All shipments are F.O.B. Point of Origin, Jasper, IN, freight prepaid and allowed dock to dock on 53' trailer. Ownership and responsibility of the merchandise become that of the buyer upon delivery to the freight company. Shipments into Alaska, Hawaii, Canada, Mexico, Puerto Rico and other exports are freight prepaid and allowed to port of exit.

Shipping fees added at the time of invoicing.

- Shipments under \$3000 (net value, product only) will incur a \$300 net fee per shipment.
- Small-package carrier shipments:
 - Orders \$100 or less will receive a \$22 fee
 - Orders over \$100 will receive a \$40 fee

Carrier selection and routing are at Indiana Furniture's discretion. Requests for favored carriers and delivery times will be accommodated when possible.

After-hours delivery fees:

- Monday through Thursday after 3pm: \$300 per truck
- Friday after 3pm or weekends: \$600 per truck

Inside delivery and installation services are not included in the price shown. Any deviation from dock-to-dock delivery, such as but not limited to, non-dock, residential, or inside delivery must be specified on the order. Should these services be requested or required, please contact Sales Support regarding the availability of services and a quote. All charges incurred will be charged to the "Sold To" of the order.

BIFMA + ANSI TESTING

Indiana Furniture is a member of the Business and Institutional Furniture Manufacturer's Association (BIFMA). Tests developed by the BIFMA and approved by the American National Standards Institute (ANSI) determine the strength and durability of casegoods and seating in its everyday use. Although this testing does not serve as a warranty or guarantee, Indiana Furniture products within this price list have been tested by an independent verifying body and meet or exceed applicable BIFMA and ANSI Standards..

Subject to the limitations set forth in this warranty, Indiana Furniture Industries, Inc. ("Indiana Furniture") warrants to the original purchaser all product in this price list ("Product") to be free from defects in material and workmanship given normal use for a **12-year period from the date of manufacture**. During the applicable warranty period, Indiana Furniture, as its sole obligation, will repair or replace (in Indiana Furniture's sole discretion) any Product, Part, or Component covered by this warranty and sold after June 1, 2026, which fails under normal use as a result of a defect in material or workmanship. Normal use is defined as the equivalent of a single shift, 40-hour work week. Indiana Furniture will repair or replace the defective Product, Part, or Component with a comparable Product, Part, or Component.

Warranty periods are limited, from the date of manufacture, for certain Products, Parts, and Components as follows:

5-Year Warranty (from the date of manufacture)

- Triple Play Series
- Electrical Components Including Lighting, Power Ports (see exclusions), and Adjustable Height Components
- Pneumatic Cylinders on Caseloads, Tables, and Seating
- Textiles, Foam, and Decorative Trim
- Swivel Arm Pads
- Keyboard Kits and Monitor Arms

3-Year Warranty (from the date of manufacture)

- Dock 950 Wireless Charger
- Dock 150 Wireless and USB Charger

THIS WARRANTY DOES NOT COVER:

- Damage caused by a carrier or third party
- Normal or routine wear and tear
- Appearance, durability, quality, behavior, colorfastness, or any other attribute of customer's own materials or any non-standard Indiana Furniture material (including CF Stinson, Maharam, Momentum, Mayer, UltraFabrics, Architex, and other alliance programs) specified by the customer and applied to a Product
- Color, grain or texture of wood, laminate and other covering materials
- Changes in wood or fabric color due to aging or exposure to light
- Labor and Service not covered under warranty
- Installation Damage (Wall Panels damaged during the installation of additional Product including but not limited to Wall Panel Shelves, Tackboards, or TV Mounts)
- Products or Components attached in some manner to any other manufacturer's products or components (e.g., Indiana Furniture Conference Tops attached to another manufacturer's bases)
- Noncompliance with installation and maintenance instructions

As the manufacturer of the Product, Indiana Furniture stands behind its craftsmanship and pledges to do everything it can to reasonably resolve, as quickly as possible, any problems you may have with the Product within the terms and conditions of this warranty.

If you encounter a defect covered by the foregoing warranty, contact the dealer from whom you purchased the Product. If the dealer is unable to resolve your warranty issues, you should contact Indiana Furniture. Please ensure that you have all of the pertinent facts when contacting the dealer or Indiana Furniture, including the model number and factory order number from the inspection label attached to the Product.

INDIANA FURNITURE IS NOT PROVIDING, AND SPECIFICALLY DISCLAIMS, ANY OTHER WARRANTIES FOR THE PRODUCTS, EXPRESS OR IMPLIED, INCLUDING ANY IMPLIED WARRANTY OF MERCHANTABILITY OR FITNESS FOR A PARTICULAR PURPOSE. INDIANA FURNITURE SHALL NOT BE LIABLE TO THE PURCHASER OR ANY THIRD PARTY FOR CONSEQUENTIAL, INCIDENTAL, INDIRECT, OR SPECIAL DAMAGES, INCLUDING, WITHOUT LIMITATION, DAMAGES ARISING OUT OF OR RESULTING IN ANY MALFUNCTIONS, DELAYS, LOSS OF PROFIT, INTERRUPTION OF BUSINESS, PERSONAL INJURY, BODILY INJURY, DEATH, DISMEMBERMENT, OR PROPERTY DAMAGE.

Indiana Furniture Industries, Inc.
Attn: Sales Support
PO Box 270
1919 Hospitality Dr., Ste A
Jasper, Indiana 47547-0270
800.422.5727
Fax 812.482.9035
custserv@indianafurniture.com

GRADED-IN PROGRAMS

As a special service to our customers, Indiana Furniture has graded-in upholsteries from multiple fabric partners.

For the entire list of graded-in patterns, memo sample information and contact information, please see the list below and the COM/ COL Graded-In section for more details.

- Anzea
- Arc-Com
- Architex
- CF Stinson
- Camira
- Carnegie
- Concertex
- Cortina
- Designtex
- Guilford of Maine
- Green Hides
- KnollTextiles
- Maharam
- Mayer
- Momentum
- Pallas Textiles
- Spradling
- Ultra Fabrics

PHOTOGRAPHIC FABRIC CARDS

The fabrics represented on Indiana Furniture photographic cards were reproduced using the finest technology available. Each Indiana Furniture photo card has an 800 phone # for your use while ordering free fabric swatches or samples. Please verify your desired fabric before ordering as such orders are not subject to return to Indiana Furniture.

FABRIC REPEATS

Indiana Furniture will make every attempt to match obvious patterns within a single chair from the seat to the back, vertically and horizontally.

Matching fabric patterns from chair to chair may require extra yardage and must be noted on the order to avoid delays in shipments. If the order will require COM to be matched from chair to chair, please contact Customer Service at 800-422-5757 to optimize the yardage for multiple quantities and pattern matching.

FRAMES & GLIDES

All wood frame chairs feature kiln-dried hardwoods which are double-doweled, securely glued, and screwed for maximum joint stability.

Guest chairs ship with nylon glides as standard. Felt glides (FELT) are also available on many of our wood Guest Chairs at no additional charge. Must be specified on the order.

UPHOLSTERY FOAM

All Indiana Furniture chairs consist of a high grade polyurethane foam that meets CAL 117-2013.

FINISH

Indiana Furniture standard seating finishes correspond to casegoods and conferencing finishes and laminates. Minor variations in finish color and value may occur due to the natural characteristics of wood. Consult this price list for specific finish availability within each series.

Special Finishes: Indiana Furniture is able to accommodate our customer's needs for specific finish matches. Please submit a 3"x5" sample panel to Customer Service for quotation and lead time.

FINISH CONTINUED

All Indiana Furniture Chairs feature a catalyzed varnish finish which offers lasting beauty and resistance to normal wear.

Tables will feature our UVAdvantage finish or a catalyzed varnish finish. See individual series for specific information.

An overview of our finishes and laminate options can be found on the inside of the back cover of this price list.

CASTERS & NAIL TRIM

Indiana Furniture contemporary swivel chairs are standard with black hooded dual wheel carpet casters.

All Indiana Furniture traditional seating has brass accents (casters and nail trim) where applicable. Silver accents are available. Please specify (NSLVR) at no additional charge.

In addition, some of our traditional seating is available with no nail trim as requested (NONT) at no additional charge. Must be specified on order.

CONTROL OPTIONS

See individual series within this price list for control options and pricing.

Knee-Tilt Control

The Knee-Tilt control features a heavy-duty torsion bar or a spring tension control which allows variable tension for different body sizes and weights, and minimal rise of the seat's front edge. This allows the user's feet to remain planted while reclining to a relaxing position.

CAL 133 CERTIFICATION

California Technical Bulletin 133 (TB133 or CAL133) is a composite fire test for fully-assembled seating manufactured for use in certain public buildings. As such, the certification is specific to the fabric that is used in conjunction with the frame and the barrier. Many Indiana Furniture seating products, in combination with some of our standard fabrics, can be manufactured to meet the requirements for certification. Depending on the frame style, a fire-retardant barrier or fire-retardant foam will be incorporated in the chair construction to provide the best opportunity for a successful CAL133 burn test.

The cost of the test is \$1220 (net) which includes the test, freight to the test facility and the fully-assembled test sample. Once payment has been made, please allow approximately 6-8 weeks for the production of the chair and the completion of the test. Once we receive the successful certification, the order may be placed allowing for 1 week extra lead time using the "CAL" prefix on the model number with an upcharge of \$185 list per chair. Please contact Customer Service at 800.422.5727 to order the test.

If you do not need the actual Certification, but wish to have the chairs manufactured to meet the regulation, we can upholster the chair using the fire-retardant components at the \$154 list upcharge per chair. Please order the appropriate frame allowing for 1 week extra lead time, using the "CAL" prefix in front of the model number.


| | | |
|-----|----------------------------|---------|
| CAL | California Test Cost (NET) | \$ 1220 |
| | Up Charge Per Chair | \$ 185 |

Please note that if you wish to have Certification on a COM material, Indiana Furniture must approve the fabric according to the COM policy as well.

Surface Materials


Veneer Finishes, Laminate Colors + Leg/Wood Finish Options

Our veneer casegoods feature our UV topcoat finish, UVAdvantage. The result is a low-emitting finish that provides exceptional depth, clarity, durability and chemical resistance throughout the life of the product. Refer online for finish and color availability by product series.



* Veneer/Wood Finish is Low Sheen

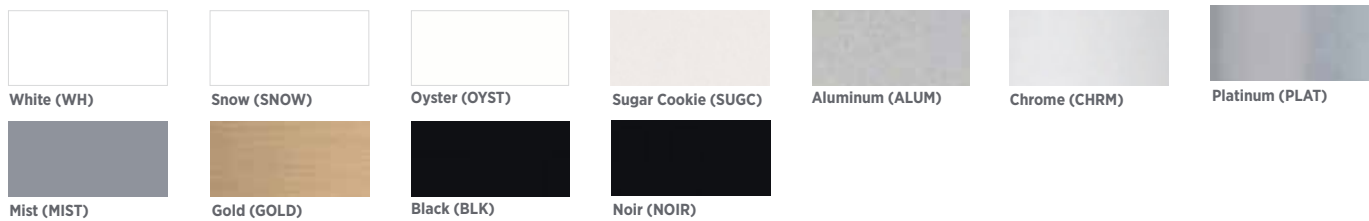
Frosted + High Gloss Acrylics




Solid Surfaces



Metal Finishes



Glass Options



Acoustic/Surround Options



Colors represented are high-resolution reproductions and may vary slightly from the actual product. To order samples, please contact our Customer Service team or order online at indianafurniture.com. Graining and finish colors may vary, yet will continue to complement across Veneer, HPL, TFL and Seating products due to the inherent differences of these materials.

Indiana[®]

FURNITURE

PO Box 270

1919 Hospitality Drive, Suite A
Jasper, Indiana 47546

Tel 812.482.5727

Toll 800.422.5727

Fax 812.482.9035

sales@indianafurniture.com

www.indianafurniture.com

Federal Classification: Small Business

©2026 Indiana Furniture 6/26

