

# AURA RECEPTION

PRICING EFFECTIVE JUNE 1, 2026

Indiana  
FURNITURE

## Our Pledge to People + Our Planet.

We've been making wood furniture longer than just about anyone...and we want to be doing so for a long time to come. That's a large part of why we take a stewardship approach to our resources. We believe that environmental sustainability and business profits need not be mutually exclusive. They can and should exist side by side in a mutually beneficial relationship. And for more than a century, we've been showing how it's done.

We've proven our commitment to a sustainable future by supporting the standards and programs that protect our home planet and human health. Whether it's local sourcing, reducing contaminants, implementing wellness and safety programs, or diverting waste from landfills, social responsibility is a part of every decision we make at Indiana Furniture.

One of the surest ways to reduce our impact on the planet is to make and buy things that last. And this one's a natural for us. Our products are made with craftsmanship and attention to detail that are a part of our legacy in wood manufacturing. And our products are backed by our 12-year warranty, which facilitates maintenance, servicing, and reassembly.

100% of our product lines:

- Are manufactured and assembled in the USA,
- Meet or exceed Indoor Air quality standards\*,
- Meet or exceed BIFMA level® Sustainability standards and certification\*,
- Conform to the BIFMA Compliance standards and certification\*,
- Comply with TSCA Title VI (CARB) standards,
- and can contribute to LEED®, Green Globes®, and WELL® Sustainable Programs.



## Specification Made Easy.

Whether you're looking to specify your office spaces or simply to visualize them in the options and surface materials you are desiring, we make it easy. You can find the entire Indiana Furniture portfolio on the following third-party, space-planning platforms.



To learn more, simply go to [IndianaFurniture.com/resources](https://IndianaFurniture.com/resources).

Welcoming environments start with furniture that’s warm and inviting. Create a customized work environment through flexible combinations of shells, components, and work surfaces that address multiple configuration options. Subtle details, including multiple pull styles, edge options, overlay panels and molding options allow for a personalized look or seamless blending with any of our standard casegood offerings.

**CONSTRUCTION**

*Aura Reception features a Veneer chassis with your choice of either a Veneer, HPL, or Solid Surface transaction counter. Units ship assembled unless otherwise noted.*

**VENEER**

- Exposed surfaces feature select grade plain sliced hardwood Cherry, Maple, American Black Walnut, or composite veneers
- Veneers are carefully selected and matched to assure proper balance and consistency

**TOPS**

- Veneer worksurface tops are 3-ply balanced construction and 1½” thick with a self-edge
- Transaction tops are 1½” thick with a 5-ply balanced construction in Veneer, 3-ply balanced construction in High Pressure Laminate
- Transaction tops in Cherry, Maple, and American Black Walnut have solid hardwood rims and are profiled on all sides with mitered corners.
- Optional ¾” thick glass accent top with 1¼” silver standoffs
- Transaction tops in solid surface materials are 1½” thick and available in 6 standard colors
- Grain runs left to right unless otherwise stated

**CHASSIS**

- Tops and end panels are securely fastened using high quality European fastening systems to ensure maximum strength
- All units have finished backs unless noted
- All pedestals offer optional wire management access from pedestal to kneespace
- All units ship with heavy-duty, adjustable leveling glides to ensure proper leveling and compensation for uneven floors

**DRAWERS**

- Drawer fronts are 3-ply construction, ¾” thick with matched grain
- Drawer sides, back, and front are ½” thick, woodgrain vinyl wrapped construction with mitered corners
- Box and file drawers have ¾” thick hardboard bottoms and tested for 100lb capacity
- Lateral files feature ¼” thick bottoms. Drawers are tested for 200lb of equally distributed weight (ex: hanging file folders) and 65lbs of bottom load weight (ex: stacked catalogs)
- 5-Sided drawer construction for easy removal of drawer fronts
- All drawers feature full extension, progressive action slides with precision steel ball bearings
- All suspensions have a limited lifetime warranty

**FILING**

- All file drawers are standard with filing systems designed to accommodate a variety of filing requirements
- Modular component pedestals provide letter filing front to back and legal filing side to side
- Lateral file drawers provide legal or letter filing front to back or side to side

**STORAGE**

- All hinged doors include soft close hinges, unless noted
- One piece hinge and base plate combination
- Soft close hinges reduce stress placed on the cabinet when the door is closed and offers a quiet closure

**LOCKING**

- All units with file drawers feature locking
- Removable lock cylinders allow for units to be re-keyed at a later date, if required
- Units are shipped randomly keyed as standard
- Keyed alike units available upon request at no additional charge
- Lock core will match pull color

**CORD MANAGEMENT**

- Grommets may be ordered in the tops
- [See grommet options and locations](#)
- Wire Managers available for additional cord management; [See Accessories](#)

**INTERIOR DRAWER DIMENSIONS**

<b>Model</b>			
62-2418PD1			
<b>Drawers</b>	<b>W</b>	<b>L</b>	<b>D</b>
Box	14 <sup>9</sup> / <sub>32</sub> ”	15 <sup>1</sup> / <sub>8</sub> ”	3 <sup>1</sup> / <sub>2</sub> ”
File	14 <sup>9</sup> / <sub>32</sub> ”	15 <sup>1</sup> / <sub>8</sub> ”	9 <sup>1</sup> / <sub>4</sub> ”

<b>Model</b>			
62-2418PD2			
<b>Drawers</b>	<b>W</b>	<b>L</b>	<b>D</b>
File	14 <sup>9</sup> / <sub>32</sub> ”	15 <sup>1</sup> / <sub>8</sub> ”	9 <sup>1</sup> / <sub>4</sub> ”

<b>Model</b>			
62-2436LF1			
<b>Drawers</b>	<b>W</b>	<b>L</b>	<b>D</b>
Lat File	32 <sup>9</sup> / <sub>32</sub> ”	15 <sup>1</sup> / <sub>16</sub> ”	9 <sup>1</sup> / <sub>4</sub> ”

<b>Model</b>			
62-2430LF1			
<b>Drawers</b>	<b>W</b>	<b>L</b>	<b>D</b>
Lat File	26 <sup>9</sup> / <sub>32</sub> ”	15 <sup>1</sup> / <sub>16</sub> ”	9 <sup>1</sup> / <sub>4</sub> ”

<b>Model</b>			
62-2436MF1			
<b>Drawers</b>	<b>W</b>	<b>L</b>	<b>D</b>
Box	14 <sup>9</sup> / <sub>32</sub> ”	15 <sup>1</sup> / <sub>8</sub> ”	3 <sup>1</sup> / <sub>2</sub> ”
File	14 <sup>9</sup> / <sub>32</sub> ”	15 <sup>1</sup> / <sub>8</sub> ”	9 <sup>1</sup> / <sub>4</sub> ”
Lat File	32 <sup>9</sup> / <sub>32</sub> ”	15 <sup>1</sup> / <sub>16</sub> ”	9 <sup>1</sup> / <sub>4</sub> ”

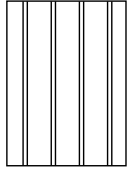
<b>Model</b>			
62-2430MF1			
<b>Drawers</b>	<b>W</b>	<b>L</b>	<b>D</b>
Box	11 <sup>5</sup> / <sub>16</sub> ”	16 <sup>3</sup> / <sub>16</sub> ”	3 <sup>1</sup> / <sub>2</sub> ”
File	12 <sup>1</sup> / <sub>8</sub> ”	16 <sup>3</sup> / <sub>16</sub> ”	9 <sup>1</sup> / <sub>4</sub> ”
Lat File	26 <sup>9</sup> / <sub>32</sub> ”	15 <sup>1</sup> / <sub>16</sub> ”	9 <sup>1</sup> / <sub>4</sub> ”

62-1622CD	Center	19	15	1 <sup>1</sup> / <sub>8</sub> ”
-----------	--------	----	----	---------------------------------

Aura Reception

**FILING CAPABILITIES**

**Drawers with Dimensions: 11<sup>1</sup>/<sub>16</sub>" W x 16<sup>3</sup>/<sub>16</sub>" L**

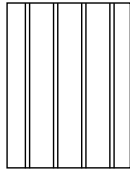


Letter or Legal Side to Side

**Drawers with Dimensions: 12<sup>1</sup>/<sub>8</sub>" W x 16<sup>5</sup>/<sub>32</sub>" L**




Letter Front to Back




Letter or Legal Side to Side

**Drawers with Dimensions: 14<sup>3</sup>/<sub>32</sub>" W x 15<sup>1</sup>/<sub>8</sub>" L**

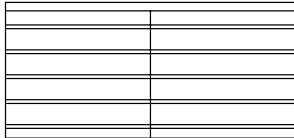


Letter Front to Back

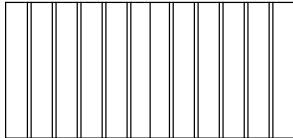


Legal Side to Side

**Drawers with Dimensions: 32<sup>3</sup>/<sub>32</sub>" W x 15<sup>1</sup>/<sub>16</sub>" L**




2 Rows Letter Front to Back

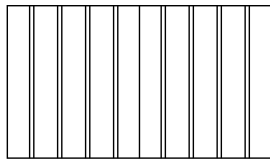


1 Row Legal Side to Side

**Drawers with Dimensions: 26<sup>3</sup>/<sub>32</sub>" W x 15<sup>1</sup>/<sub>16</sub>" L**



2 Rows Letter Front to Back



1 Row Legal Side to Side

**HOW TO ORDER EXAMPLES**

	QTY	MODEL NO.	DESCRIPTION	EXAMPLE
<b>DESK SHELL</b>	1	62-3696RS	Top Material	W
			Finish/Color	AW
			Edge Profile	E
			Tackboard	YES
			Upholstery	Momentum Grid Chrome
			Grommet	GLR
			Grommet Color	SLV
			Glass Top	YES
			Overlay	YES
			Overlay Color	SC

	QTY	MODEL NO.	DESCRIPTION	EXAMPLE
<b>PEDESTAL</b>	2	62-2418PD1	Finish	AW
			Pull/Color	AAC
			Wire	WMENDS
			Management	

**VENEER (W) OPTIONS AVAILABLE**


Veneer features UV Advantage, an ultra-violet finish, on all exposed surfaces by utilizing roll-coat UV technology

AW	Artisan Walnut	MW	Mahogany Walnut
AS	Asian Night	MAS	Mesa Sunset*
CO	Columbian Walnut	MTS	Metropolis Sky
DC	Dark Cherry	ORW	Oak Riftwood*
DFW	Dark Forest Walnut	PNW	Pinnacle Walnut
EW	Espresso	SCH	Select Cherry
FO	Fawn Oak*	SKC	Shaker Cherry
GC	Golden Cherry	SM	Sugar Maple
HW	Harvest Walnut	WTA	Weathered Ash*
HNW	Henna Walnut	WC	Williamsburg Cherry
LW	Legacy Walnut		


\* Low Sheen Finish

**ADDITIONAL OVERLAY COLOR OPTIONS**

SC	Sugar Cookie	WH	White
----	--------------	----	-------



White



Sugar Cookie


**HPL (P) LAMINATE TRANSACTION TOP OPTIONS**

**WOODGRAIN**

AS	Asian Night	PNW	Pinnacle Walnut
CO	Columbian Walnut	SCH	Select Cherry
EF	Espresso	SKC	Shaker Cherry
GC	Golden Cherry	SM	Sugar Maple
MW	Mahogany Walnut	WTA	Weathered Ash
ORW	Oak Riftwood	WC	Williamsburg Cherry

**SOLID SURFACE (S) TRANSACTION TOP OPTIONS**

AR	Arroyo	SNW	Snow White
PE	Pebble Beach	SN	Starry Night
SE	Sedona	TN	Tundra



Snow Night



Pebble Beach



Sedona



Arroyo



Tundra



Starry Night

**EDGE PROFILES**

**CHASSIS/WORKSURFACES**

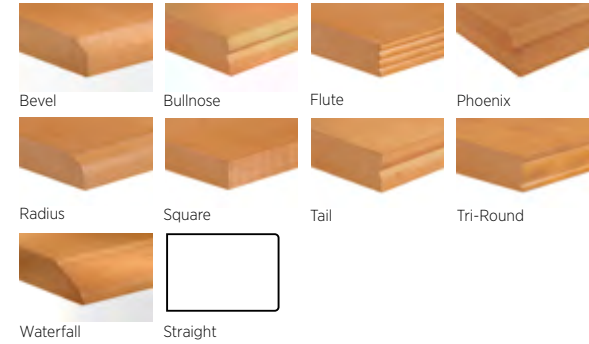
Y Square

**TRANSACTION TOPS**

B Bevel	Y Square
D Bullnose	Z Tail
X Flute*	E Tri-Round
O Phoenix	N Waterfall
A Radius	

**SOLID SURFACE TRANSACTION TOPS**


S1 Straight



**PULL OPTIONS**

Note: Lock Core will match Pull Color

AAV Alcove, Aluminum	BBU Buckle, Black
BAV Alcove, Black	AEL Elite, Aluminum
CAV Alcove, Chrome	BEL Elite, Black
AAC Arc, Aluminum	AFL Flair, Aluminum
BAC Arc, Black	CFL Flair, Chrome
ABM Beam, Aluminum	AFC Focus, Aluminum
BBM Beam, Black	BFC Focus, Black
BBT Bow Tie, Black	AQD Quadra, Aluminum
NBT Bow Tie, Nickel	BQD Quadra, Black
ABU Buckle, Aluminum	



**GROMMET OPTIONS & LOCATIONS**

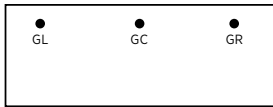
Multiple locations may be selected. Black = BLK and Silver = SLV

GC	Grommet, Center - Specify BLK or SLV	\$	58
GL	Grommet, Left - Specify BLK or SLV	\$	58
GR	Grommet, Right - Specify BLK or SLV	\$	58

Verify Grommet Option is available on the model(s) you are specifying using the following location information. Grommets may be ordered in non-standard locations. Call Customer Service to assist with specification and/or please attach a drawing to the PO showing the location of the grommet. Note additional charges and lead times may apply.

**Models**

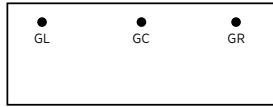
62-3696RSS	62-3690RSS	62-3684RSS	62-3678RSS
62-3672RSS	62-3666RSS	62-3660RSS	62-3696RS
62-3690RS	62-3684RS	62-3678RS	62-3672RS
62-3666RS	62-3660RS		



GL/GR: Located 6" from ends and 32 3/8" from user side  
GC: Located 32 3/8" from user side

**Models**

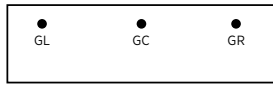
62-3096RSS	62-3090RSS	62-3084RSS	62-3078RSS
62-3072RSS	62-3066RSS	62-3060RSS	62-3096RS
62-3090RS	62-3084RS	62-3078RS	62-3072RS
62-3066RS	62-3060RS		



GL/GR: Located 6" from ends and 26 3/8" from user side  
GC: Located 26 3/8" from user side

**Models**

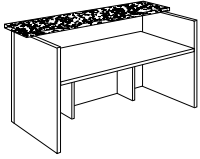
62-2560RSLF	62-2560RSRF	62-2554RSLF	62-2554RSRF
62-2548RSLF	62-2548RSRF	62-2542RSLF	62-2542RSRF
62-2536RSLF	62-2536RSRF		



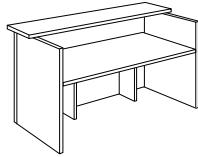
GL/GR: Located 6" from ends and 20" from user side  
GC: Located 20" from user side

**CERTIFICATIONS & COMPLIANCE**

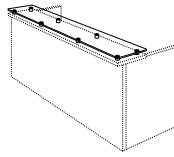
- Intertek Sustainability Certified
- BIFMA level® Certified
- BIFMA Compliant Certified
- TSCA Title VI (formerly CARB) Compliance
- Contributes to LEED®, Green Globes®, and WELL® Sustainable Programs



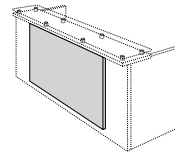
Reception Desk Shells with Solid Surface Transaction Counters  
[\(See Details\)](#)



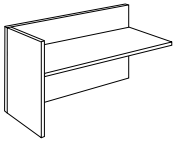
Reception Desk Shells with Veneer/HPL Transaction Counters  
[\(See Details\)](#)



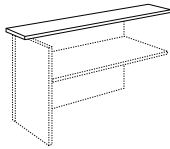
Optional Glass Transaction Top for Desk Shells with Wood Transaction Counters  
[\(See Details\)](#)



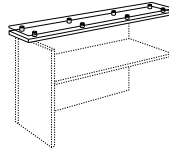
Optional Modesty Panel Overlay for Desk Shells  
[\(See Details\)](#)



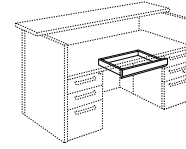
Reception Station Return Shell  
[\(See Details\)](#)



Return Transaction Counter  
[\(See Details\)](#)



Optional Glass Transaction Top for Return Shells with Wood Transaction Counters  
[\(See Details\)](#)



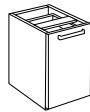
Optional Center Drawer  
[\(See Details\)](#)



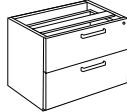
Component Ped Box/Box/File  
[\(See Details\)](#)



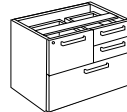
Component Ped File/File  
[\(See Details\)](#)



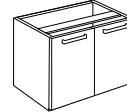
Component Ped Door Bookcase  
[\(See Details\)](#)



Component Ped Lateral File  
[\(See Details\)](#)



Component Ped Multi-File  
[\(See Details\)](#)



Component Ped Double Door Bookcase  
[\(See Details\)](#)

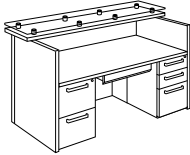
[Power + Wire Management Accessories](#)



[Reception Desk Shell Tackboards](#)



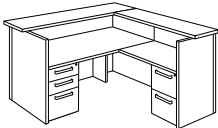
Item	Model No.	Width	Depth	Height	Ship Wt	Cubic Ft	List Price
RECEPTION DESK DOUBLE PED WITH GLASS TOP	62-1	74	39	42	472	97.2	P\$ 15836 W\$ 15921



CONSIST OF:	QTY		
62-3672RS	1	Reception Station Shell	P\$ 6136 W\$ 6221
62-72SOG	1	Optional Glass Top	\$ 3004
62-2418PD1	1	Modular Pedestal with Box/Box/File	\$ 3074
62-2418PD2	1	Modular Pedestal with File/File	\$ 3074
62-1622CD	1	Center Drawer	\$ 548

Products are available as left or right, where applicable

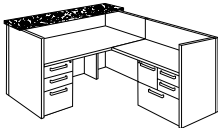
RECEPTION STATION L-UNIT	62-2	80	82	42	587	141.3	P\$ 16481 W\$ 16676
--------------------------	------	----	----	----	-----	-------	------------------------



CONSIST OF:	QTY		
62-3678RS	1	Reception Station Shell	P\$ 6444 W\$ 6529
62-2418PD1	1	Modular Pedestal with Box/Box/File	\$ 3074
62-2542RSRF	1	Reception Station Return Shell - Right	\$ 2465
62-1270RTP	1	Return Shell Transaction Top	P\$ 1424 W\$ 1534
62-2418PD2	1	Modular Pedestal with File/File	\$ 3074

Products are available as left or right, where applicable

RECEPTION STATION L-UNIT WITH SOLID SURFACE	62-3	96¾	96¾	42	664	161.9	\$ 19403
---	------	-----	-----	----	-----	-------	----------



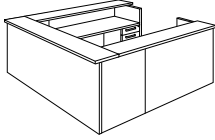
CONSIST OF:	QTY		
62-3672RSS	1	Reception Station Shell with Solid Surface Top	\$ 8568
62-2418PD1	1	Modular Pedestal with Box/Box/File	\$ 3074
62-2560RSRF	1	Reception Station Return Shell - Right	\$ 2958
62-2436MF1	1	Modular Pedestal with Multi-File	\$ 4803

Products are available as left or right, where applicable

**Pricing Codes:**  
P= HPL W= Wood Top

[See Aura Reception Intro Section for Ordering Options](#)

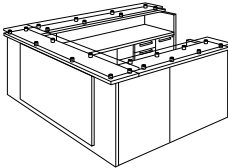
Item	Model No.	Width	Depth	Height	Ship Wt	Cubic Ft	List Price
RECEPTION STATION U-UNIT	62-4	86	88	42	755	187.2	P\$ 20977 W\$ 21303



CONSIST OF:	QTY		
62-3084RS	1	Reception Station Shell	P\$ 6221 W\$ 6319
62-2554RSLF	1	Reception Station Return Shell - Left	\$ 2811
62-2554RSRF	1	Reception Station Return Shell - Right	\$ 2811
62-1276RTP	2	Transaction Riser for Return Shell	P\$ 2986 W\$ 3214
62-2418PD1	1	Modular Pedestal with Box/Box/File	\$ 3074
62-2418PD2	1	Modular Pedestal with File/File	\$ 3074

Products are available as left or right, where applicable

RECEPTION STATION U-UNIT WITH GLASS TOPS	62-5	86	94	42	804	19.8	P\$ 33412 W\$ 33671
--	------	----	----	----	-----	------	------------------------



CONSIST OF:	QTY		
62-3084RS	1	Reception Station Shell	P\$ 6221 W\$ 6319
62-84SOG	1	Optional Glass Top	\$ 3566
62-2542RSLF	1	Reception Station Return Shell - Left	\$ 2465
62-2560RSRF	1	Reception Station Return Shell - Right	\$ 2958
62-2418PD1	1	Modular Pedestal with Box/Box/File	\$ 3074
62-2436MF1	1	Modular Pedestal with Multi-File	\$ 4803
62-1264RTP	1	Transaction Riser for Return Shell	P\$ 1366 W\$ 1441
62-64SOG	1	Optional Glass Top	\$ 2897
62-1282RTP	1	Transaction Riser for Return Shell	P\$ 1573 W\$ 1659
62-82SOG	1	Optional Glass Top	\$ 3498
62-OV84	1	Modesty Panel Overlay	\$ 991

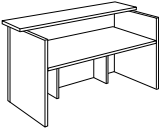
Products are available as left or right, where applicable

#### Pricing Codes:

P= HPL W= Wood Top

[See Aura Reception Intro Section for Ordering Options](#)

RECEPTION SHELLS + COMPONENTS (6200 SERIES)


Item	Model No.	Width	Depth	Height	K	R	Ship Wt	Cubic Ft	List Price
RECEPTION DESK SHELL WITH TRANSACTION TOP	62-3060RS	60	33	42	57¼	3	183	65.0	P\$ 5336
	58" Worksurface								W\$ 5450
	62-3066RS	66	33	42	63¼	3	207	72.0	P\$ 5469
	64" Worksurface								W\$ 5602
	62-3072RS	72	33	42	69¼	3	226	77.0	P\$ 5746
	70" Worksurface								W\$ 5829
	62-3078RS	78	33	42	75¼	3	238	90.0	P\$ 5977
	76" Worksurface								W\$ 6098
Must Specify (in this order): Model # Transaction Top Material Finish/Color Edge Profile Tackboard Tackboard Fabric Grommet Location Grommet Color Overlay Overlay Color	62-3084RS	84	33	42	81¼	3	263	93.0	P\$ 6221
	82" Worksurface								W\$ 6319
	62-3090RS	90	33	42	87¼	3	281	101.0	P\$ 6390
	88" Worksurface								W\$ 6478
	62-3096RS	96	33	42	93¼	3	299	108.0	P\$ 6764
	94" Worksurface								W\$ 6845
	62-3660RS	60	39	42	57¼	3	220	65.0	P\$ 5724
	58" Worksurface								W\$ 5830
	62-3666RS	66	39	42	63¼	3	249	72.0	P\$ 5852
	64" Worksurface								W\$ 5970
	62-3672RS	72	39	42	69¼	3	271	77.0	P\$ 6136
	70" Worksurface								W\$ 6221
	62-3678RS	78	39	42	75¼	3	285	90.0	P\$ 6444
	76" Worksurface								W\$ 6529
	62-3684RS	84	39	42	81¼	3	315	93.0	P\$ 6708
	82" Worksurface								W\$ 6799
	62-3690RS	90	39	42	87¼	3	377	101.0	P\$ 6909
	88" Worksurface								W\$ 6985
	62-3696RS	96	39	42	93¼	3	359	108.0	P\$ 7296
	94" Worksurface								W\$ 7357

Description

- Vertical Woodgrain on Chassis; Side-to-Side Woodgrain on Worksurface
- Available with Veneer (W) or HPL (P) Transaction Top, Must Specify
- Veneer Worksurface and Shell Desk with 12"D Veneer or HPL Transaction Top
- Worksurface Features Square Profiled Edge
- Transaction Top Profiled on All 4 Sides
- Stiffener Bar ([See Sizes](#)) Recommended Surfaces Not Supported by a Pedestal
- Optional Contrasting Modesty Panel Overlay ([See Overlay Options](#))
- Additional Options: Worksurface Grommet ([See Options and Locations](#)), Glass Transaction Top ([See Glass Sizes](#)), Center Drawer ([See Center Drawer](#)), Tackboard ([See Tackboards](#)), and Wire Management, ([See Accessories](#))

Pricing Codes:  
P= HPL W= Wood Top

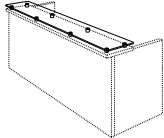
[See Aura Reception Intro Section for Ordering Options](#)

Item	Model No.	Width	Depth	Height	K	R	Ship Wt	Cubic Ft	List Price
 <p>RECEPTION DESK SHELL WITH SOLID SURFACE TRANSACTION TOP</p> <p>Must Specify (in this order): Model # Finish Solid Surface Color Solid Surface Edge Tackboard Tackboard Fabric Grommet Location Grommet Color Overlay Overlay Color</p>	62-3060RSS 58" Worksurface	60	33	42	57¾	3	213	65.0	\$ 7545
	62-3066RSS 64" Worksurface	66	33	42	63¾	3	237	72.0	\$ 7867
	62-3072RSS 70" Worksurface	72	33	42	69¾	3	256	77.0	\$ 8231
	62-3078RSS 76" Worksurface	78	33	42	75¾	3	267	90.0	\$ 8789
	62-3084RSS 82" Worksurface	84	33	42	81¾	3	293	93.0	\$ 9188
	62-3090RSS 88" Worksurface	90	33	42	87¾	3	311	101.0	\$ 9567
	62-3096RSS 94" Worksurface	96	33	42	93¾	3	329	108.0	\$ 10191
	62-3660RSS 58" Worksurface	60	39	42	57¾	3	250	65.0	\$ 7882
	62-3666RSS 64" Worksurface	66	39	42	63¾	3	279	72.0	\$ 8194
	62-3672RSS 70" Worksurface	72	39	42	69¾	3	301	77.0	\$ 8568
	62-3678RSS 76" Worksurface	78	39	42	75¾	3	315	90.0	\$ 9168
	62-3684RSS 82" Worksurface	84	39	42	81¾	3	345	93.0	\$ 9578
	62-3690RSS 88" Worksurface	90	39	42	87¾	3	367	101.0	\$ 9979
	62-3696RSS 94" Worksurface	96	39	42	93¾	3	389	108.0	\$ 10613

#### Description

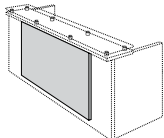
- Vertical Woodgrain on Chassis; Side-to-Side Woodgrain on Worksurface
- Veneer Shell Desk with 12"D Solid Surface Transaction Top
- Worksurface Features Square Profiled Edge
- Transaction Top Profiled on All 4 Sides
- Optional Contrasting Modesty Panel Overlay ([See Overlay Options](#))
- Additional Options: Worksurface Grommet ([See Options and Locations](#)), Glass Transaction Top ([See Glass Sizes](#)), Center Drawer ([See Center Drawer](#)), Tackboard ([See Tackboards](#)), and Wire Management, ([See Accessories](#))

[See Aura Reception Intro Section for Ordering Options](#)

Item	Model No.	Width	Depth	Height	Ship Wt	Cubic Ft	List Price
<b>GLASS TRANSACTION TOP FOR DESK SHELLS</b> 	62-60SOG For Use With 60"W Reception Desk Shells	62	12	3/8	-	-	\$ 2879
	62-66SOG For Use With 66"W Reception Desk Shells	68	12	3/8	-	-	\$ 2940
	62-72SOG For Use With 72"W Reception Desk Shells	74	12	3/8	-	-	\$ 3004
	62-78SOG For Use With 78"W Reception Desk Shells	80	12	3/8	-	-	\$ 3068
	62-84SOG For Use With 84"W Reception Desk Shells	86	12	3/8	-	-	\$ 3566
	62-90SOG For Use With 90"W Reception Desk Shells	92	12	3/8	-	-	\$ 3631
	62-96SOG For Use With 96"W Reception Desk Shells	98	12	3/8	-	-	\$ 3692

**Description**

- For Desks with Veneer (W) or HPL (P) Transaction Tops
- Glass Top Featured a Self-Edge on All 4 Sides with 1/4" Silver Standoff
- Must be Field Installed
- Only Available on Bullnose, Tri-Round, Fluted, Square, or Tail Edge Tops ([See Edge Profiles](#))

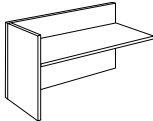
<b>MODESTY PANEL OVERLAY FOR DESK SHELLS</b> 	62-OV60 For Use With 60"W Reception Desk Shells	36	1	37 1/2	-	-	\$ 645
	62-OV66 For Use With 66"W Reception Desk Shells	42	1	37 1/2	-	-	\$ 742
	62-OV72 For Use With 72"W Reception Desk Shells	48	1	37 1/2	-	-	\$ 813
	62-OV78 For Use With 78"W Reception Desk Shells	54	1	37 1/2	-	-	\$ 903
	62-OV84 For Use With 84"W Reception Desk Shells	60	1	37 1/2	-	-	\$ 991
	62-OV90 For Use With 90"W Reception Desk Shells	66	1	37 1/2	-	-	\$ 1064
	62-OV96 For Use With 96"W Reception Desk Shells	72	1	37 1/2	-	-	\$ 1126

Must Specify (in this order):  
Model #  
Color

**Description**

- Veneer (W) Finish Color, Sugar Cookie (SC) or White (WH) Painted Accent Panel Creates Contemporary Modern Style
- Ships Factory Installed on Corresponding Width Reception Station Desk Shells

[See Aura Reception Intro Section for Ordering Options](#)

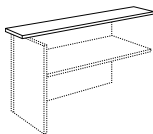
Item	Model No.	Width	Depth	Height	K	Ship Wt	Cubic Ft	List Price	
<b>RECEPTION STATION RETURN SHELL</b>  Shown as Left	<b>LEFT</b>	<b>RIGHT</b>							
	62-2536RSLF	62-2536RSRF	36	25 <sup>3</sup> / <sub>8</sub>	40 <sup>1</sup> / <sub>2</sub>	34 <sup>13</sup> / <sub>16</sub>	87	26.0	\$ 2306
	62-2542RSLF	62-2542RSRF	42	25 <sup>3</sup> / <sub>8</sub>	40 <sup>1</sup> / <sub>2</sub>	40 <sup>13</sup> / <sub>16</sub>	102	30.0	\$ 2465
	62-2548RSLF	62-2548RSRF	48	25 <sup>3</sup> / <sub>8</sub>	40 <sup>1</sup> / <sub>2</sub>	46 <sup>13</sup> / <sub>16</sub>	116	32.0	\$ 2587
	62-2554RSLF	62-2554RSRF	54	25 <sup>3</sup> / <sub>8</sub>	40 <sup>1</sup> / <sub>2</sub>	52 <sup>13</sup> / <sub>16</sub>	125	35.0	\$ 2811
	62-2560RSLF	62-2560RSRF	60	25 <sup>3</sup> / <sub>8</sub>	40 <sup>1</sup> / <sub>2</sub>	58 <sup>13</sup> / <sub>16</sub>	139	39.0	\$ 2958

**Must Specify (in this order):**

Model #  
 Finish  
 Grommet Location  
 Grommet Color

**Description**

- Vertical Woodgrain on Chassis; Front to Back on Worksurface
- Worksurface Features Square Edge
- See Below for Coordinating Optional Transaction Top and Glass Top (See Below and Page 565)
- Stiffener Bar ([See Sizes](#)) Recommended Surfaces Not Supported by a Pedestal
- Additional Options: Worksurface Grommet ([See Options and Locations](#)), Transaction Top (See Below), and Wire Management, ([See Accessories](#))

Item	Model No.	Width	Depth	Height	K	Ship Wt	Cubic Ft	List Price	
<b>WOOD TRANSACTION TOP FOR RETURN SHELL</b> 	62-1258RTP	58	12	1 <sup>1</sup> / <sub>2</sub>	-	30	2.1	P\$ 1330	
	For Use with 30"D Desks and 36"W Returns								W\$ 1400
	62-1264RTP	64	12	1 <sup>1</sup> / <sub>2</sub>	-	33	2.3	P\$ 1366	
	For Use with 36"D Desks and 36"W Returns / 33"D Desks and 42"W Returns								W\$ 1441
	62-1270RTP	70	12	1 <sup>1</sup> / <sub>2</sub>	-	36	2.5	P\$ 1424	
	For Use with 36"D Desks and 42"W Returns / 33"D Desks and 48"W Returns								W\$ 1534
62-1276RTP	76	12	1 <sup>1</sup> / <sub>2</sub>	-	39	2.7	P\$ 1493		
For Use with 36"D Desks and 48"W Returns / 33"D Desks and 54"W Returns								W\$ 1607	
62-1282RTP	82	12	1 <sup>1</sup> / <sub>2</sub>	-	42	2.9	P\$ 1573		
For Use with 36"D Desks and 54"W Returns / 33"D Desks and 60"W Returns								W\$ 1659	
62-1288RTP	88	12	1 <sup>1</sup> / <sub>2</sub>	-	45	3.5	P\$ 1610		
For Use with 36"D Desks and 60"W Returns								W\$ 1712	

**Must Specify (in this order):**

Model #  
 Material  
 Finish/Color  
 Edge Profile

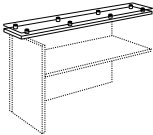
**Description**

- Transaction Top for Use on the Return Shell (See Above)
- Profiled on All 4 Sides with Reverse Shape on Joining End
- Grain Runs Front to Back on Veneer Top; Side to Side on HPL (P) Top
- Optional Glass Transaction Top ([See Glass Sizes](#))

**Pricing Codes:**

P= HPL W= Wood Top

[See Aura Reception Intro Section for Ordering Options](#)

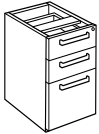
Item	Model No.	Width	Depth	Height	Ship Wt	Cubic Ft	List Price
<b>GLASS TOP FOR WOOD TRANSACTION TOPS FOR RETURN SHELL</b> 	62-58SOG For Use with 58"W Wood Transaction Top	58	12	3/8	-	-	\$ 2831
	62-64SOG For Use with 64"W Wood Transaction Top	64	12	3/8	-	-	\$ 2897
	62-70SOG For Use with 70"W Wood Transaction Top	70	12	3/8	-	-	\$ 2960
	62-76SOG For Use with 76"W Wood Transaction Top	76	12	3/8	-	-	\$ 3029
	62-82SOG For Use with 82"W Wood Transaction Top	82	12	3/8	-	-	\$ 3498
	62-88SOG For Use with 88"W Wood Transaction Top	88	12	3/8	-	-	\$ 3595

Must Specify (in this order):  
 Model #  
 Edge Profile

**Description**

- Glass Top Featured a Self-Edge on All 4 Sides with 1 1/4" Silver Standoff
- Field Installed on Corresponding Width Return Risers
- Only Available on Bullnose, Tri-Round, Fluted, Square, or Tail Edge Tops ([See Edge Profiles](#))

<b>MODULAR PEDESTAL WITH BOX/BOX/FILE</b>	62-2418PD1	18	24	28 1/4	82	9.4	\$ 3074
---	------------	----	----	--------	----	-----	---------



Must Specify (in this order):  
 Model #  
 Finish  
 Pull  
 Wire Management

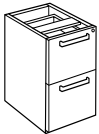
**Description**

- Box/Box/File Locking Modular Pedestal; Legal Width Provides Legal or Letter Filing
- Lock Core Color will Coordinate with Pull Selection
- Vertical Grain on Chassis and Drawer Fronts

**Options: Specify & Add**

WMENDS	Wire Management on Both Side Panels	\$ 186
--------	-------------------------------------	--------

<b>MODULAR PEDESTAL WITH FILE/FILE</b>	62-2418PD2	18	24	28 1/4	82	9.4	\$ 3074
--	------------	----	----	--------	----	-----	---------



Must Specify (in this order):  
 Model #  
 Finish  
 Pull  
 Wire Management

**Description**

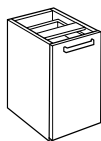
- File/File Locking Modular Pedestal; Legal Width Provides Legal or Letter Filing
- Lock Core Color will Coordinate with Pull Selection
- Vertical Grain on Chassis and Drawer Fronts

**Options: Specify & Add**

WMENDS	Wire Management on Both Side Panels	\$ 186
--------	-------------------------------------	--------

[See Aura Reception Intro Section for Ordering Options](#)

Item	Model No.	Width	Depth	Height	Ship Wt	Cubic Ft	List Price
MODULAR PEDESTAL SINGLE DOOR BOOKCASE	LEFT	RIGHT					
	62-2418PD4L	62-2418PD4R	18	24	28¼	82	9.4



**Description**

- One Door with a 12"D Adjustable Shelf Inside Cabinet
- Vertical Grain on Chassis and Drawer Fronts

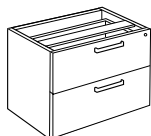
Must Specify (in this order):

- Model #
- Finish
- Pull
- Wire Management

**Options: Specify & Add**

LKT	Optional Locking Doors (Lock Core Color will Coordinate with Pull)	\$ 76
WMENDS	Wire Management on Both Side Panels	\$ 186

MODULAR PEDESTAL LATERAL FILE	62-2430LF1	30	24	28¼	119	14.4	\$ 3844
	62-2436LF1	36	24	28¼	143	17.2	\$ 3900



**Description**

- Double Lateral File Locking Modular Pedestal; Drawers Provides Legal or Letter Filing
- Lock Core Color will Coordinate with Pull Selection
- Vertical Grain on Chassis and Drawer Fronts

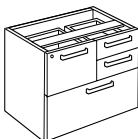
Must Specify (in this order):

- Model #
- Finish
- Pull
- Wire Management

**Options: Specify & Add**

WMENDS	Wire Management on Both Side Panels	\$ 186
--------	-------------------------------------	--------

MODULAR PEDESTAL MULTI-FILE	62-2430MF1	30	24	28¼	119	14.4	\$ 4733
	62-2436MF1	36	24	28¼	143	17.2	\$ 4803



**Description**

- Box/Box/File Over Lateral File
- Locking File Drawer Provides Legal or Letter Filing
- Lock Core Color will Coordinate with Pull Selection
- Vertical Grain on Chassis and Drawer Fronts

Must Specify (in this order):

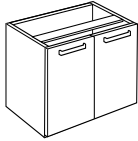
- Model #
- Finish
- Pull
- Wire Management

**Options: Specify & Add**

WMENDS	Wire Management on Both Side Panels	\$ 186
--------	-------------------------------------	--------

[See Aura Reception Intro Section for Ordering Options](#)

Item	Model No.	Width	Depth	Height	Ship Wt	Cubic Ft	List Price
MODULAR PEDESTAL DOUBLE DOOR BOOKCASE	62-2430DB	30	24	28¼	105	14.4	\$ 3420
	62-2436DB	36	24	28¼	145	17.2	\$ 3554



Must Specify (in this order):

- Model #
- Finish
- Pull
- Locking Door
- Wire Management

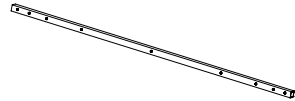
Description

- Adjustable 12”D Shelf Inside Cabinet
- Vertical Grain on Chassis and Drawer Fronts
- Optional Locking Doors (See Below)

Options: Specify & Add

LKT	Optional Locking Doors (Lock Core Color will Coordinate with Pull)	\$ 101
WMENDS	Wire Management on Both Side Panels	\$ 186

STIFFENER BAR	01-00048SB	48	1¼	¾	5	0.3	\$ 134
	01-00060SB	60	1¼	¾	8	0.3	\$ 143



Description

- Reinforces Worksurfaces with Large Kneespace Widths
- Includes End Caps to Cover Sharp Edges
- Recommended in Kneespaces 60” or Greater
- Field Installed

ROUND GROMMET COVER FIELD INSTALLED	01-GRMTBK	Black	-	-	-	-	\$ 12
	01-GRMTSL	Silver					



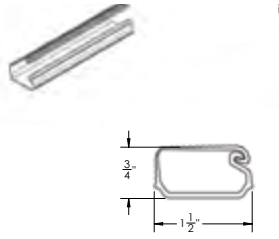
OPEN MARKET ONLY  
(SILVER)

Description

- 60mm Round Grommet Cover
- Field Installed

[See Aura Reception Intro Section for Ordering Options](#)

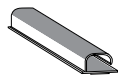
Item	Model No.	Width	Depth	Height	Ship Wt	Cubic Ft	List Price
WIRE MANAGEMENT CHANNEL	01-WMGR4	16	1½	¾	1	-	\$ 129



**Description**

- Set of Four (4) Black Plastic Wire Management Channels
- Snap Lock Channel
- Attaches with Adhesive Strips
- Ships via UPS Only

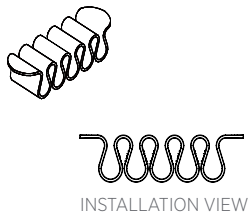
WIRE CHANNEL	01-32125	24	1 5/8	1	.25	0.3	\$ 117
--------------	----------	----	-------	---	-----	-----	--------



**Description**

- Available in Black
- Channels Attach with 2 Double-Sided Installation Tape
- Open J Channel for Easy Storage of Cables

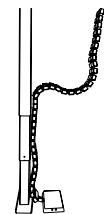
CABLE GRIP	01-WMGRCB	5 3/8	1 1/2	-	-	-	\$ 19
------------	-----------	-------	-------	---	---	---	-------



**Description**

- Under Surface Wire Management
- Black

LINK 360 CABLE MANAGER	01-0251LINKSLV Silver	5 3/16	3 3/16	30-51	4	3.0	\$ 432
	01-0251LINKBLK Black	5 3/16	3 3/16	30-51	4	3.0	\$ 391



**Description**

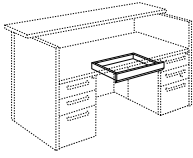
- Kit Includes: 50 Link 360™ elements, 1 Quad Connector, 1 Dumbbell Connector, 1 Foot Assembly with Two (2) Magnetic Clips
- Can Be Used For Height-Adjustable Mechanisms Up To 51" or Free-Standing Use

Pricing Codes:

P= HPL W= Wood Top

[See Aura Reception Intro Section for Ordering Options](#)

Item	Model No.	Width	Depth	Height	Ship Wt	Cubic Ft	List Price
CENTER DRAWER	62-1622CD	22	16	2¾	7	1.4	\$ 548




**Description**

- Fits Desks and Returns
- Built in Pen Tray
- Field Installed Only

Must Specify (in this order):

- Model #
- Finish

**RECEPTION DESK SHELL TACKBOARDS**  
9" H



Model #	Size	COM ydg	COM, 1, 2 or 3	Grades							
				4	5	6	7	8	9	10	
TB-6260	60"	1.75	\$ 242	513	641	769	953	1143	1367	1625	
TB-6266	66"	2.00	\$ 257	567	713	859	1069	1287	1543	1837	
TB-6272	72"	2.25	\$ 283	632	796	960	1197	1442	1730	2061	
TB-6278	78"	2.50	\$ 344	732	914	1097	1359	1632	1952	2319	
TB-6284	84"	2.50	\$ 351	739	921	1104	1366	1639	1959	2326	
TB-6290	90"	2.75	\$ 371	797	998	1199	1488	1787	2139	2544	
TB-6296	96"	3.00	\$ 389	854	1073	1292	1607	1934	2318	2759	

**Description**

- Coordinates with Reception Desk Shells
- Factory Installed

Must Specify (in this order):

- Model #
- Tackboard Fabric Vendor, Pattern, and Color

**Pricing Codes:**

P= HPL W= Wood Top

[See Aura Reception Intro Section for Ordering Options](#)

## ORDERING INFORMATION

All orders should be placed with:

Indiana Furniture  
1919 Hospitality Dr., Ste. A  
Jasper, IN 47546

Fax: 812.482.9035

email: [neworders@indianafurniture.com](mailto:neworders@indianafurniture.com)

## ORDER PROCEDURE

To ensure timely processing, all orders must include:

- Purchase Order Number
- Sold To and Ship To Addresses
- Call Before Delivery Phone Number and Contact Name
- Complete Model Numbers and Quantity for All Units
- Finish Selections
- Fabric Vendor/Pattern/Color, if applicable
- Other Applicable Options
- Any Special Delivery or Product Instructions

A drawing or sketch of the planned configuration in modular applications will facilitate order processing.

How to Order illustrations are located at the beginning of each Series. Each model has additional information on How to Specify. For further clarification, contact Sales Support at 800.422.5727.

## PRICING

All prices are suggested retail, F.O.B. Point of Origin, freight prepaid and allowed to one continental US destination. Prices, specifications and materials are subject to change without notice. Possession and/or distribution of this price list does not in itself constitute an offer to sell. Orders can be received only from authorized Indiana Furniture dealers. Orders will be billed at prices at time of shipment, unless previously acknowledged prior to the effective date of a price change, in which case billing will be at the price acknowledged.

Indiana Furniture accepts Visa, MasterCard and American Express. Please contact Sales Support for policy details.

## ACKNOWLEDGMENT

Cleanly specified orders are acknowledged in a timely manner. The acknowledgment reflects how the order was entered, the estimated ship date, and other pertinent information. This acknowledgment serves as the final agreement between the customer and Indiana Furniture, and is the exclusive statement of the terms thereof. Changes must be requested within one business day of acknowledgment; after that, all production activities begin and the order becomes firm. Please examine this acknowledgment carefully and advise Indiana Furniture immediately of any discrepancies. The customer bears sole responsibility for order correctness.

Shipping fees (see Delivery + Freight Charges) are added at the time of invoicing. Shipping charges will be listed on direct bill and GSA orders due to the nature of the contract, but not on commercial or dealer-billed orders.

## BUYER'S OBLIGATION: RIGHTS OF SELLER

If Indiana Furniture shall, at any time, doubt Buyer's financial responsibility, Indiana Furniture may decline to make shipments hereunder except upon receipt of cash payment in advance or security or other proof of responsibility satisfactory to Indiana Furniture. If buyer fails in any way to fulfill the terms and conditions set forth herein, Indiana Furniture may defer shipments until such default is corrected. Remedies provided herein shall be in addition to, and not in lieu of other remedies. Buyer agrees to abide by payment terms as listed on invoice. Buyer shall pay all reasonable costs and expenses, including attorney and collection fees, and late fees, incurred by Seller in connection with any amounts due for goods ordered.

## CANCELLATIONS + CHANGES

All products are built-to-order. Once acknowledged (See Acknowledgement), orders are considered firm and are not subject to cancellation or change without approval from Indiana Furniture. All approved changes are subject to additional charges and revised lead times.

## PRODUCT DESIGN + SPECIFICATION CHANGES

Indiana Furniture reserves the right to make changes in design and construction or discontinue products without prior notice. Note: All dimensions listed in price list are nominal.

## REPAIR CHARGES

Indiana Furniture will only pay repair charges if Sales Support gives prior written

authorization. No repair charge will be paid without advance approval at which time a repair authorization number will be issued and must appear on the invoice to Indiana Furniture for the completed work.

## WAREHOUSE STORAGE CHARGES

If a shipment is held beyond 7 calendar days at your request, a **.084% per calendar day (2.52% per month) storage charge will be assessed**. The effective date will be 7 calendar days after the acknowledged ship date. Further, the prices applied to the order will be those in effect at the time of shipment.

## DAMAGED/MISSING MERCHANDISE

The consignee is responsible for reporting all damage and shortages to Sales Support.

- The consignee must inspect all merchandise upon arrival.
- Do not refuse merchandise damaged in transit.
- Missing cartons and obvious damage must be noted on the freight bill at the time of delivery.
- Claims for missing cartons should be reported immediately for the best chance of recovery and to avoid delays in completing the delivery.
- Claims for both obvious and concealed damage must be filed within 15 calendar days of receipt of product
- Damaged merchandise must not have been moved from the original receiving location and must be reported prior to any attempt to install the product.
- All damaged merchandise, including the cartons and packing materials, must be retained for inspection by either the carrier or by an Indiana Furniture Sales Representative.

Be prepared to provide the following information when contacting Sales Support:

- Copy of Signed Freight Bill (with noted issues, if applicable)
- Original Order Number
- Model Number of the Damaged Item
- Photos of the Damaged Carton/Item

All damage claims are subject to review and approval. Once your damage claim has been evaluated, we will determine the best resolution, including repair or replacement where applicable. Indiana Furniture reserves the right to select the most cost effective way to resolve the claim.

## DELIVERY + FREIGHT CHARGES

All shipments are F.O.B. Point of Origin, Jasper, IN, freight prepaid and allowed dock to dock on 53' trailer. Ownership and responsibility of the merchandise become that of the buyer upon delivery to the freight company. Shipments into Alaska, Hawaii, Canada, Mexico, Puerto Rico and other exports are freight prepaid and allowed to port of exit.

Shipping fees added at the time of invoicing.

- Shipments under \$3000 (net value, product only) will incur a \$300 net fee per shipment.
- Small-package carrier shipments:
  - Orders \$100 or less will receive a \$22 fee
  - Orders over \$100 will receive a \$40 fee

Carrier selection and routing are at Indiana Furniture's discretion. Requests for favored carriers and delivery times will be accommodated when possible.

After-hours delivery fees:

- Monday through Thursday after 3pm: \$300 per truck
- Friday after 3pm or weekends: \$600 per truck

Inside delivery and installation services are not included in the price shown. Any deviation from dock-to-dock delivery, such as but not limited to, non-dock, residential, or inside delivery must be specified on the order. Should these services be requested or required, please contact Sales Support regarding the availability of services and a quote. All charges incurred will be charged to the "Sold To" of the order.

## BIFMA + ANSI TESTING

Indiana Furniture is a member of the Business and Institutional Furniture Manufacturer's Association (BIFMA). Tests developed by the BIFMA and approved by the American National Standards Institute (ANSI) determine the strength and durability of casegoods and seating in its everyday use. Although this testing does not serve as a warranty or guarantee, Indiana Furniture products within this price list have been tested by an independent verifying body and meet or exceed applicable BIFMA and ANSI Standards..

Subject to the limitations set forth in this warranty, Indiana Furniture Industries, Inc. ("Indiana Furniture") warrants to the original purchaser all product in this price list ("Product") to be free from defects in material and workmanship given normal use for a **12-year period from the date of manufacture**. During the applicable warranty period, Indiana Furniture, as its sole obligation, will repair or replace (in Indiana Furniture's sole discretion) any Product, Part, or Component covered by this warranty and sold after June 1, 2026, which fails under normal use as a result of a defect in material or workmanship. Normal use is defined as the equivalent of a single shift, 40-hour work week. Indiana Furniture will repair or replace the defective Product, Part, or Component with a comparable Product, Part, or Component.

Warranty periods are limited, from the date of manufacture, for certain Products, Parts, and Components as follows:

**5-Year Warranty** (from the date of manufacture)

- Triple Play Series
- Electrical Components Including Lighting, Power Ports (see exclusions), and Adjustable Height Components
- Pneumatic Cylinders on Caseloads, Tables, and Seating
- Textiles, Foam, and Decorative Trim
- Swivel Arm Pads
- Keyboard Kits and Monitor Arms

**3-Year Warranty** (from the date of manufacture)

- Dock 950 Wireless Charger
- Dock 150 Wireless and USB Charger

**THIS WARRANTY DOES NOT COVER:**

- Damage caused by a carrier or third party
- Normal or routine wear and tear
- Appearance, durability, quality, behavior, colorfastness, or any other attribute of customer's own materials or any non-standard Indiana Furniture material (including CF Stinson, Maharam, Momentum, Mayer, UltraFabrics, Architex, and other alliance programs) specified by the customer and applied to a Product
- Color, grain or texture of wood, laminate and other covering materials
- Changes in wood or fabric color due to aging or exposure to light
- Labor and Service not covered under warranty
- Installation Damage (Wall Panels damaged during the installation of additional Product including but not limited to Wall Panel Shelves, Tackboards, or TV Mounts)
- Products or Components attached in some manner to any other manufacturer's products or components (e.g., Indiana Furniture Conference Tops attached to another manufacturer's bases)
- Noncompliance with installation and maintenance instructions

As the manufacturer of the Product, Indiana Furniture stands behind its craftsmanship and pledges to do everything it can to reasonably resolve, as quickly as possible, any problems you may have with the Product within the terms and conditions of this warranty.

If you encounter a defect covered by the foregoing warranty, contact the dealer from whom you purchased the Product. If the dealer is unable to resolve your warranty issues, you should contact Indiana Furniture. Please ensure that you have all of the pertinent facts when contacting the dealer or Indiana Furniture, including the model number and factory order number from the inspection label attached to the Product.

INDIANA FURNITURE IS NOT PROVIDING, AND SPECIFICALLY DISCLAIMS, ANY OTHER WARRANTIES FOR THE PRODUCTS, EXPRESS OR IMPLIED, INCLUDING ANY IMPLIED WARRANTY OF MERCHANTABILITY OR FITNESS FOR A PARTICULAR PURPOSE. INDIANA FURNITURE SHALL NOT BE LIABLE TO THE PURCHASER OR ANY THIRD PARTY FOR CONSEQUENTIAL, INCIDENTAL, INDIRECT, OR SPECIAL DAMAGES, INCLUDING, WITHOUT LIMITATION, DAMAGES ARISING OUT OF OR RESULTING IN ANY MALFUNCTIONS, DELAYS, LOSS OF PROFIT, INTERRUPTION OF BUSINESS, PERSONAL INJURY, BODILY INJURY, DEATH, DISMEMBERMENT, OR PROPERTY DAMAGE.


Indiana Furniture Industries, Inc.  
Attn: Sales Support  
1919 Hospitality Dr., Ste A  
Jasper, Indiana 47546  
800.422.5727  
Fax 812.482.9035  
[custserv@indianafurniture.com](mailto:custserv@indianafurniture.com)

---

# Surface Materials


## Veneer Finishes, Laminate Colors + Leg/Wood Finish Options

Our veneer casegoods feature our UV topcoat finish, UVAdvantage. The result is a low-emitting finish that provides exceptional depth, clarity, durability and chemical resistance throughout the life of the product. Refer online for finish and color availability by product series.




\* Veneer/Wood Finish is Low Sheen

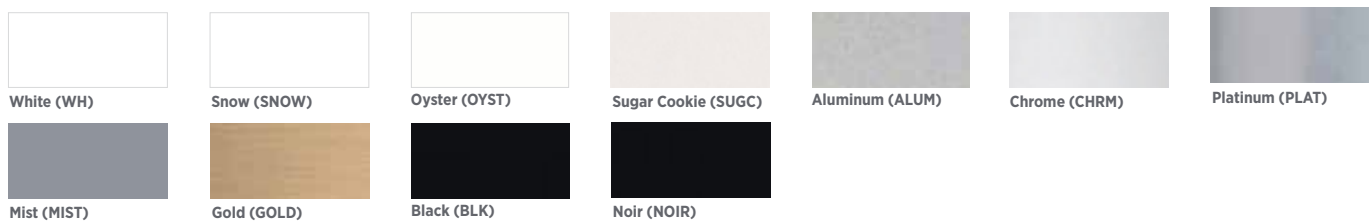
## Frosted + High Gloss Acrylics




## Solid Surfaces



## Metal Finishes



## Glass Options



## Acoustic/Surround Options



Colors represented are high-resolution reproductions and may vary slightly from the actual product. To order samples, please contact our Customer Service team or order online at [indianafurniture.com](http://indianafurniture.com). Graining and finish colors may vary, yet will continue to complement across Veneer, HPL, TFL and Seating products due to the inherent differences of these materials.

# Indiana<sup>®</sup>

FURNITURE

1919 Hospitality Drive, Suite A  
Jasper, Indiana 47546

Tel 812.482.5727

Tol 800.422.5727

Fax 812.482.9035

[sales@indianafurniture.com](mailto:sales@indianafurniture.com)

[www.indianafurniture.com](http://www.indianafurniture.com)

Federal Classification: Small Business

©2025 Indiana Furniture 6/25

