

SEATING + OCC. TABLES

PRICING EFFECTIVE JUNE 2, 2025



Indiana
FURNITURE

Being over a century old hasn't slowed us down! Sure, we are still the reliable, ethical company that was born in southern Indiana, steeped in quality, craftsmanship, and service. But have you seen our latest introductions? We are making a splash with design and challenging the concept of modern offices. Go ahead. Take a look. You know you want to.

Our Pledge to People + Our Planet.

We've been making wood furniture longer than just about anyone...and we want to be doing so for a long time to come. That's a large part of why we take a stewardship approach to our resources. We believe that environmental sustainability and business profits need not be mutually exclusive. They can and should exist side by side in a mutually beneficial relationship. And for more than a century, we've been showing how it's done.

We've proven our commitment to a sustainable future by supporting the standards and programs that protect our home planet and human health. Whether it's local sourcing, reducing contaminants, implementing wellness and safety programs, or diverting waste from landfills, social responsibility is a part of every decision we make at Indiana Furniture.

One of the surest ways to reduce our impact on the planet is to make and buy things that last. And this one's a natural for us. Our products are made with craftsmanship and attention to detail that are a part of our more than a century-long legacy in wood manufacturing. And our products are backed by our 12-year warranty, which facilitates maintenance, servicing and reassembly.

All of our product lines:

- Are manufactured and assembled in the USA,
- Meet or exceed Indoor Air quality standards*,
- Meet or exceed BIFMA level® Sustainability standards and certification*,
- Conform to the BIFMA Compliance standards*,
- Comply with TSCA Title VI (CARB) standards,
- and can contribute to U.S. Green Building's LEED Program.

To learn more, simply go to www.IndianaFurniture.com/resources.



Ease of Specification

Whether you're looking to specify your office spaces or simply to visualize them in the options and surface materials you are desiring, we make it easy. You can find the entire Indiana Furniture portfolio on the following third-party, space-planning platforms.



* Recently launched or new products may still be in testing; Cush Pillows is currently not BIFMA Compliant due to no available compliance test.

General Information & Conditions of Sale	2
Warranty	3
Seating	5
General Seating Information	6
Amery Swivel + Guest Seating (150 Series)	7
Bakerstreet Lounge (400 Series)	11
Bliss Lounge (375 Series)	13
Bow Tie Guest Seating + Stools (170 Series) WS	17
Brea Guest Seating (510 Series)	19
Breman Swivel + Guest Seating (180 Series)	21
Britta Guest, Lounge + Tables (230 Series) WS	25
Cirka Guest Seating (200 Series)	31
Clutch Task + Swivel Seating (580 Series)	33
Dab Multi-Purpose Seating (900 Series)	37
Delphi Guest + High Capacity Seating (260 Series)	43
Fifteen Lounge + Tables by Pledge (15 Series)	45
Fifteen Pods + Tables by Pledge (15 Series)	67
Gleem Guest + High Capacity Seating (390 Series) WS	79
Gleem+ Guest + Bariatric Seating (390 Series) WS	85
Halsted Guest Seating (160 Series)	97
Isla Lounge + Tables (370 Series)	99
Joy Task + Swivel Seating (850 Series)	117
Kennerly Swivel + Guest Seating (130 Series)	127
KickStart Lounge + Tables (550 Series)	131
Marquee Guest Seating (420 Series) WS	153
Natta Benches, Stools + Tables by Pledge (NA Series)	155
Otty Ottomans + Tables (840 Series)	159
Plush Lounge + Tables (620 Series)	168
Polka Lounge/Bench (PKL Series)	186
Portia Lounge (570 Series)	192
Reminisce Swivel + Guest Seating (110 Series)	194
Rockstar Task + Swivel (100 Series)	198
Runna Pouffes/Lounge by Pledge (RU Series)	202
Serenity Guest Seating (SN Series)	204
Spirit Guest, Lounge & Tables by Pledge (S Series)	208
Synergy Benches + Stools (8200)	216
Trift Guest Seating (980 Series)	222
Triple Play Multi-Height Lounge/Bench (3 Series)	228
Accents	230
Cush Pillows	231
COM/COL & Graded-In Programs	234
Occasional Tables	257
General Occasional Tables Information	258
Arlington End, Lamp + Magazine Tables (2900 Series)	259
Bailey End + Cocktail Tables (720 Series)	261
Britta End + Cocktail (230 Series)	265
Canvas End + Magazine Tables (6600 Series)	267
Cicero End, Lamp, Magazine + Console Tables (290 Series)	269
Gesso End + Magazine Tables (6500 Series)	271
Gleem End + Magazine Tables (395 Series)	273
Isla End, Lamp + Magazine Tables (370 Series)	275
Jefferson End, Lamp & Magazine Tables (4600 Series)	279
Jot Auxiliary, End, Cocktail + Console Tables (410 Series)	281
Kirby Tables (919 Series)	287
Madera End, Lamp + Magazine Tables (1400 Series)	297
Natta Tables by Pledge (NAT Series)	299
Otty Tables (840 Series)	301
Phoenix End + Magazine Tables (2100 Series)	305
Pitch Tables (710 Series)	307
Plush Cocktail Tables (620 Series)	311
Spirit Tables by Pledge (S Series)	315

Indiana FURNITURE

ORDERING INFORMATION

All orders should be emailed to neworders@indianafurniture.com.
Orders can be faxed to 812-482-9035 or mailed to:

Indiana Furniture
P.O. Box 270, 1919 Hospitality Dr., Ste. A
Jasper, IN 47547-0270

ORDER PROCEDURE

All orders must include purchase order number, billing address, ship-to address and phone number, and any special instructions.

- purchase order number
- complete quantity for all units
- billing address
- model number
- ship-to address
- fabric (seating, tackboards, etc.)
- phone number
- finish
- any special instructions
- any other applicable option

Within each series, an example of "How to Order" is illustrated at the beginning of each series section. For further clarification, contact Customer Service.

PRICING

All prices shown are suggested retail prices F.O.B. Point of Origin, freight prepaid and allowed to one continental US destination. Prices, specifications and materials are subject to change without notice. Possession and/or distribution of this price list does not in itself constitute an offer to sell. Orders can be received only from authorized Indiana Furniture dealers. Orders will be billed at prices prevailing at time of shipment, unless acknowledged prior to the effective date of the price change, in which case billing will be at the price acknowledged.

ACKNOWLEDGMENT

All orders will be acknowledged promptly, showing how the order was entered, its approximate shipping date and other pertinent information. This acknowledgment is the final agreement between the customer and Indiana Furniture and is the exclusive statement of the terms thereof. Please examine this acknowledgment carefully and advise Indiana Furniture immediately of any discrepancies. Shipping fees are listed on direct bill contract orders and GSA, but not on commercial order acknowledgments or dealer-billed orders.

BUYER'S OBLIGATION: RIGHTS OF SELLER

If Indiana Furniture shall at any time doubt Buyer's financial responsibility, Indiana Furniture may decline to make shipments hereunder except upon receipt of cash payment in advance or security or other proof of responsibility satisfactory to Indiana Furniture. If buyer fails in any way to fulfill the terms and conditions set forth herein, Indiana Furniture may defer shipments until such default is corrected. Remedies provided herein shall be in addition to, and not in lieu of other remedies. Buyer agrees to abide by payment terms as listed on invoice. Buyer shall pay all reasonable costs and expenses, including attorney and collection fees, and late fees, incurred by Seller in connection with any amounts due for goods ordered.

CANCELLATIONS AND CHANGES

Due to immediate production on build-to-order items, all orders are considered firm and are not subject to cancellation or change without approval from Indiana Furniture. All approved changes are subject to additional charges and revised lead times.

PRODUCT DESIGN AND SPECIFICATION CHANGES

Indiana Furniture reserves the right to make changes in design and construction or discontinue products without prior notice. Note: All dimensions listed in price list are nominal.

REPAIR CHARGES

Indiana Furniture will only pay repair charges if Customer Service gives prior written authorization. No repair charge will be paid without advance approval at which time you will be issued a repair authorization number that will allow you to invoice Indiana Furniture for the completed work.

WAREHOUSE STORAGE CHARGES

If a shipment is held beyond 7 calendar days at your request, a .084% per calendar day (2.52% per month) storage charge will be assessed. The effective date will be 7 calendar days after the acknowledged ship date. Further, the prices applied to the order will be those in effect at the time of shipment.

DAMAGED MERCHANDISE

The consignee is responsible for filing claims with the carrier for damage and shortages. Claims for both obvious and concealed damage must be filed within 15 calendar days, and the damaged merchandise must not have been moved from the original receiving location. All damaged merchandise, including the cartons and packing materials, must be retained for inspection by either the carrier or by an Indiana Furniture Sales Representative. Indiana Furniture reserves the right to select the most cost effective way to repair or replace the damaged item. Once you have notified the carrier, please contact Customer Service for further assistance.

GENERAL INFORMATION & CONDITIONS OF SALE

Obvious Damage/Missing Cartons — Do not refuse merchandise damaged in transit. Indiana Furniture recommends the consignee inspect all merchandise upon arrival. If a shipment is received damaged or short, note all information on carrier's copy and your copy of freight bill and delivery receipt. Notify the delivering carrier and file a claim immediately. Pending the results of your claim, either Indiana Furniture or the carrier will cover 100% of the cost to repair or replace the damaged or missing item.

Concealed Damage — If concealed damage is discovered, notify the delivering carrier at once and request an inspection. This must be done within 15 calendar days of delivery. If the carrier will not perform the inspection, you should prepare an affidavit that you contacted them, noting the time and date, and that they failed to comply with your request. This, along with the other papers in your possession, will support the claim. Pending the results of your claim, the cost to repair or replace the item will be covered ½ by the carrier and ½ by Indiana Furniture for shipments less than a full truckload and 100% by Indiana Furniture for shipments of full truck loads.

RETURN MERCHANDISE

Merchandise will not be accepted for return without a RGA (Return Goods Authorization) issued by Indiana Furniture. We will consider issuing RGA's for the following reasons:

1. Manufacturing defect (inspected by Indiana Furniture representative)
2. Indiana Furniture order processing error
3. Shipping error
4. Mis-marked cartons
5. Duplicated shipments

If you have any questions as to whether your reason for return qualifies for consideration, please contact your Customer Service Representative. Merchandise must be returned within 60 days of the RGA issued date, or within 60 days upon receipt of replacement product to receive credit. Returns due to mis-marked cartons must also be returned in the original cartoning, with shipping labels intact, to receive credit.

All merchandise being returned must be properly packed and protected to ensure no further damage is incurred during transportation back to an Indiana Furniture facility. Upon receipt, all returned merchandise will be thoroughly inspected and the results compared to the reason for return stated on the RGA. Any discrepancies, such as additional damage, signs of usage, missing parts, etc., will result in an adjustment to the amount of credit issued.

DELIVERY AND FREIGHT CHARGES

All shipments are F.O.B. Point of Origin, Jasper, IN, freight prepaid and allowed dock to dock on 53' trailer. Ownership and responsibility of the merchandise becomes that of the buyer upon delivery to the freight company. Shipments into Alaska, Hawaii, Canada, Mexico, Puerto Rico and other exports are freight prepaid and allowed to port of exit.

Indiana Furniture reserves the right to select the most appropriate carrier and routing on all shipments. Indiana Furniture will attempt to accommodate requests for favored carriers and delivery times. Deliveries requested Monday through Thursday, after 3pm, will be assessed a \$300 per truck after hours fee. Deliveries requested after 3pm on Friday or on weekends, will be assessed a \$600 per truck weekend delivery fee.

Inside delivery and installation services are not included in the pricing shown. Any deviation from dock-to-dock delivery, such as but not limited to, non-dock, residential, or inside delivery must be specified on the order. Should these services be requested or required, all charges incurred will be charged to the "Sold To" of the order.

Shipments totaling less than \$3000 (net value, product only) will be assessed a small order fee of \$300 net per shipment. This fee will be reduced for items shipped via small package carriers. For order shipments of \$100 or less, shipped by small package carrier, the fee is \$22. For order shipments over \$100, shipped by small package carrier, the fee is \$40. All shipping fees will be added at the time of invoicing.

BIFMA AND ANSI TESTING

Indiana Furniture is a member of the Business and Institutional Furniture Manufacturer's Association (BIFMA). Tests developed by the BIFMA and approved by the American National Standards Institute (ANSI) determine the strength and durability of casegoods and seating in its everyday use. Although this testing does not serve as a warranty or guarantee, Indiana Furniture products within this price list have been tested by an independent verifying body and meet or exceed applicable BIFMA and ANSI standards.

Subject to the limitations set forth in this warranty, Indiana Furniture Industries, Inc. ("**Indiana Furniture**") warrants to the original purchaser all product in this price list ("**Product**") to be free from defects in material and workmanship given normal use for a 12-year period from the date of manufacture. During the applicable warranty period, Indiana Furniture, as its sole obligation, will repair or replace (in Indiana Furniture's sole discretion) any Product, part, or component covered by this warranty and sold after June 2, 2025, which fails under normal use as a result of a defect in material or workmanship. Normal use is defined as the equivalent of a single shift, 40-hour work week. Indiana Furniture will repair or replace the defective Product, part, or component with a comparable Product, part, or component.

Warranty periods are limited for certain Products and parts as follows:

12-year Warranty (from the date of manufacture)

- Seating Mechanisms
- Veneers
- Laminates
- Casters and Glides

5-year Warranty (from the date of manufacture)

- Triple Play Series
- Electrical Components
- Pneumatic Cylinders
- Textiles, Foam, and Decorative Trim
- Swivel Arm Pads
- Keyboard Kits
- Lighting
- All Height Adjustable Mechanisms

3-year Warranty (from date of shipment)

- Dock 950 Wireless Charger
- Dock 150 Wireless and USB Charger

THIS WARRANTY DOES NOT COVER:


- Damage caused by a carrier or third party
- Normal or routine wear and tear
- Appearance, durability, quality, behavior, colorfastness, or any other attribute of customer's own materials or any non-standard Indiana Furniture material (including CF Stinson, Maharam, Momentum, Mayer, UltraFabrics, Architex, and other alliance programs) specified by the customer and applied to a Product
- Color, grain or texture of wood, laminate and other covering materials
- Changes in wood or fabric color due to aging or exposure to light

As the manufacturer of the Product, Indiana Furniture stands behind its craftsmanship and pledges to do everything it can to reasonably resolve, as quickly as possible, any problems you may have with the Product within the terms and conditions of this warranty.

If you encounter a defect covered by the foregoing warranty, contact the dealer from whom you purchased the Product. If the dealer is unable to resolve your warranty issues, you should contact Indiana Furniture. Please ensure that you have all of the pertinent facts when contacting the dealer or Indiana Furniture, including the model number and factory order number from the inspection label attached to the Product.

INDIANA FURNITURE IS NOT PROVIDING, AND SPECIFICALLY DISCLAIMS, ANY OTHER WARRANTIES FOR THE PRODUCTS, EXPRESS OR IMPLIED, INCLUDING ANY IMPLIED WARRANTY OF MERCHANTABILITY OR FITNESS FOR A PARTICULAR PURPOSE. INDIANA FURNITURE SHALL NOT BE LIABLE TO THE PURCHASER OR ANY THIRD PARTY FOR CONSEQUENTIAL, INCIDENTAL, INDIRECT, OR SPECIAL DAMAGES, INCLUDING, WITHOUT LIMITATION, DAMAGES ARISING OUT OF OR RESULTING IN ANY MALFUNCTIONS, DELAYS, LOSS OF PROFIT, INTERRUPTION OF BUSINESS, PERSONAL INJURY, BODILY INJURY, DEATH, DISMEMBERMENT, OR PROPERTY DAMAGE.

Indiana Furniture Industries, Inc.
Attn: Customer Service
1919 Hospitality Dr., Ste. A
P.O. Box 270
Jasper, Indiana 47547-0270
800.422.5727
Fax 812.482.9035
custserv@indianafurniture.com



Seating

GRADED-IN PROGRAMS

As a special service to our customers, Indiana Furniture has graded-in upholsteries from multiple fabric partners.

For the entire list of graded-in patterns, memo sample information and contact information, please see the list below and the COM/ COL Graded-In section for more details.

- Anzea
- Arc-Com
- Architex
- CF Stinson
- Camira
- Carnegie
- Concertex
- Cortina
- Designtex
- Guilford of Maine
- Green Hides
- KnollTextiles
- Maharam
- Mayer
- Momentum
- Pallas Textiles
- Spradling
- Ultra Fabrics

PHOTOGRAPHIC FABRIC CARDS

The fabrics represented on Indiana Furniture photographic cards were reproduced using the finest technology available. Each Indiana Furniture photo card has an 800 phone # for your use while ordering free fabric swatches or samples. Please verify your desired fabric before ordering as such orders are not subject to return to Indiana Furniture.

FABRIC REPEATS

Indiana Furniture will make every attempt to match obvious patterns within a single chair from the seat to the back, vertically and horizontally.

Matching fabric patterns from chair to chair may require extra yardage and must be noted on the order to avoid delays in shipments. If the order will require COM to be matched from chair to chair, please contact Customer Service at 800-422-5757 to optimize the yardage for multiple quantities and pattern matching.

FRAMES & GLIDES

All wood frame chairs feature kiln-dried hardwoods which are double-doweled, securely glued, and screwed for maximum joint stability.

Guest chairs ship with nylon glides as standard. Felt glides (FELT) are also available on many of our wood Guest Chairs at no additional charge. Must be specified on the order.

UPHOLSTERY FOAM

All Indiana Furniture chairs consist of a high grade polyurethane foam that meets CAL 117-2013.

FINISH

Indiana Furniture standard seating finishes correspond to casegoods and conferencing finishes and laminates. Minor variations in finish color and value may occur due to the natural characteristics of wood. Consult this price list for specific finish availability within each series.

Special Finishes: Indiana Furniture is able to accommodate our customer's needs for specific finish matches. Please submit a 3"x5" sample panel to Customer Service for quotation and lead time.

General Seating Information

FINISH CONTINUED

All Indiana Furniture Chairs feature a catalyzed varnish finish which offers lasting beauty and resistance to normal wear.

Tables will feature our UVAdvantage finish or a catalyzed varnish finish. See individual series for specific information.

An overview of our finishes and laminate options can be found on the inside of the back cover of this price list.

CASTERS & NAIL TRIM

Indiana Furniture contemporary swivel chairs are standard with black hooded dual wheel carpet casters.

All Indiana Furniture traditional seating has brass accents (casters and nail trim) where applicable. Silver accents are available. Please specify (SLVR) at no additional charge.

In addition, some of our traditional seating is available with no nail trim as requested (NONT) at no additional charge. Must be specified on order.

CONTROL OPTIONS

See individual series within this price list for control options and pricing.

Knee-Tilt Control

The Knee-Tilt control features a heavy-duty torsion bar or a spring tension control which allows variable tension for different body sizes and weights, and minimal rise of the seat's front edge. This allows the user's feet to remain planted while reclining to a relaxing position.

CAL 133 CERTIFICATION

California Technical Bulletin 133 (TB133 or CAL133) is a composite fire test for fully-assembled seating manufactured for use in certain public buildings. As such, the certification is specific to the fabric that is used in conjunction with the frame and the barrier. Many Indiana Furniture seating products, in combination with some of our standard fabrics, can be manufactured to meet the requirements for certification. Depending on the frame style, a fire-retardant barrier or fire-retardant foam will be incorporated in the chair construction to provide the best opportunity for a successful CAL133 burn test.

The cost of the test is \$1122 (net) which includes the test, freight to the test facility and the fully-assembled test sample. Once payment has been made, please allow approximately 6-8 weeks for the production of the chair and the completion of the test. Once we receive the successful certification, the order may be placed allowing for 1 week extra lead time using the "CAL" prefix on the model number with an upcharge of \$170 list per chair. Please contact Customer Service at 800.422.5727 to order the test.

If you do not need the actual Certification, but wish to have the chairs manufactured to meet the regulation, we can upholster the chair using the fire-retardant components at the \$154 list upcharge per chair. Please order the appropriate frame allowing for 1 week extra lead time, using the "CAL" prefix in front of the model number.

CAL	California Test Cost (NET)	\$ 1122
	Up Charge Per Chair	\$ 170

Please note that if you wish to have Certification on a COM material, Indiana Furniture must approve the fabric according to the COM policy as well.

Alluring curves, optional tufted craftsmanship, intricate wood detailing, and precisely placed trim nails make Amery a showpiece of fine traditional design. Swivels feature swivel-tilt control with pneumatic height adjustment. Solid hardwood frames provide for a smooth and radiant finish.

CONSTRUCTION

- Exposed wood components are manufactured using select maple and are free of spirits, discoloration, pits, shakes, and wormholes
- All chair joints are double-doweled or mortised and tenoned, screwed, and glued for maximum strength and durability
- All seats feature corner blocking
- Frames are individually hand assembled and sanded prior to being finished
- Non-marring nylon glides included in each leg at floor level
- If applicable, caster options include hooded casters available in black, brass and silver or choose black soft casters for hard surfaces
- High Grade Polyurethane Foam, 1½" thick in the seat and back
- Textiles are sewn with double stitch seams
- High quality sinuous springs with weight distribution rods ensure a comfortable seating application
- Rated for users up to 275lbs
- Ships fully assembled

HOW TO ORDER EXAMPLE

Model No.	Description	Example
154TB	Finish	LW
	Upholstery	Cortina Caprone Snow
	Nail Trim	NABRS
	Control	STD
	Caster	BRCS
	Glide Option	-

WOOD FINISHES

Indiana Furniture uses a multi-step, hand finishing process on all exposed wood frames.

Chairs feature a catalyzed varnish finish which offers durability, lasting beauty, and resistance to normal wear.

AW Artisan Walnut	MW Mahogany Walnut
AS Asian Night	MAS Mesa Sunset*
BW Beigewood*	MTS Metropolis Sky
BL Black	MNR Midnight Run
CO Columbian Walnut	NTM Natural Marrone*
DC Dark Cherry	ORW Oak Riftwood*
DFW Dark Forest Walnut*	PNW Pinnacle Walnut
WH Designer White	PTK Portico Teak*
EF Espresso	RC River Cherry*
FO Fawn Oak*	SCH Select Cherry
FLW Florence Walnut*	SPW Sepia Walnut*
GC Golden Cherry	SKC Shaker Cherry
HVM Harvest Maple*	SBP Smoky Brown Pear*
HW Harvest Walnut	TK Studio Teak
HNW Henna Walnut	SM Sugar Maple
KHE Kirsche	WTA Weathered Ash*
LW Legacy Walnut	WNB White Nebbia
	WC Williamsburg Cherry

* Finish is Low Sheen

UPHOLSTERY OPTIONS

Available in single upholstery in a wide variety of graded-in or contract options, including fabric, vinyl, and leather.

NAIL TRIM OPTIONS

NABRS	Brass Nail Trim	STD
NSLVR	Silver Nail Trim	\$ N/C
NONT	No Nail Trim	\$ N/C

CONTROL OPTIONS (IF APPLICABLE)

STD	Swivel-Tilt with Adjustable Tension Spring	STD
KT	Knee-Tilt Control	\$ 313

CASTER OPTIONS (IF APPLICABLE)

BRCS	Brass Hooded Casters	STD
BLCS	Black Hooded Casters	\$ N/C
SLCS	Silver Hooded Casters	\$ N/C
BHC	Black Soft Caster for Hard Surfaces	\$ N/C

GLIDE OPTIONS (FOR MODELS WITHOUT CASTERS)

STD	Nylon Glides	STD
FELT	Felt Glides	\$ N/C

CERTIFICATIONS & COMPLIANCE

- CAL 117-2013 Compliance
- Intertek Sustainability Certified
- BIFMA level® Certified
- BIFMA Compliant® Certified
- TSCA Title VI (CARB) Compliance
- Contributes to LEED®, Green Globes®, and WELL® Sustainable Programs







Tufted High Back
Swivel: **154TB**
[\(See Details\)](#)




Tufted Mid
Back Swivel: **152TB**
[\(See Details\)](#)



Tufted High
Back Guest: **155TB**
[\(See Details\)](#)



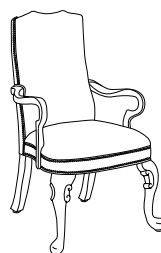
Tufted Mid
Back Guest: **156TB**
[\(See Details\)](#)




High
Back Swivel: **154**
[\(See Details\)](#)



Mid
Back Swivel: **152**
[\(See Details\)](#)



High
Back Guest: **155**
[\(See Details\)](#)



Mid
Back Guest: **156**
[\(See Details\)](#)



Item	Model No.	Chair Width	Chair Depth	Chair Height	Seat Width	Seat Depth	Seat Height	Arm Height	Ship Wt	Cubic Ft
TUFTED MID BACK SWIVEL	152TB	26½	28½	37-41	20½	17	19-22½	26-30	52	23.2



Must Specify (in this order):
Model #
Finish
Upholstery
Nail Trim
Control
Caster

Description

- Standard with: Swivel Tilt Control with Adjustable Tension, Pneumatic Height Adjustment, Tufted Back, Brass Nail Trim, 5-Star Base with Decorative Hardwood Caps, and Brass Hooded Dual Wheel Casters
- Four Caster Options ([See Caster Details](#))
- Knee-Tilt Control Option

List Price/Grade	Yards	COM/1	2	3	4	5	6	7	8	9	10	L1	L2
Single Upholstery	3.25	\$ 3217	3393	3545	3692	3913	4137	4455	4790	5180	5629	4342	4823

TUFTED HIGH BACK SWIVEL	154TB	26½	28½	41-45	20½	17	19-22½	26-30	62	20
-------------------------	-------	-----	-----	-------	-----	----	--------	-------	----	----



Must Specify (in this order):
Model #
Finish
Upholstery
Nail Trim
Control
Caster

Description

- Standard with: Swivel Tilt Control with Adjustable Tension, Pneumatic Height Adjustment, Tufted Back, Brass Nail Trim, 5-Star Base with Decorative Hardwood Caps, and Brass Hooded Dual Wheel Casters
- Four Caster Options ([See Caster Details](#))
- Knee-Tilt Control Option

List Price/Grade	Yards	COM/1	2	3	4	5	6	7	8	9	10	L1	L2
Single Upholstery	3.25	\$ 3312	3515	3691	3860	4115	4373	4741	5127	5577	6095	4610	5165

TUFTED MID BACK GUEST	156TB	26½	29½	35½	20½	17	18½	27¼	32	20.7
-----------------------	-------	-----	-----	-----	-----	----	-----	-----	----	------



Must Specify (in this order):
Model #
Finish
Upholstery
Nail Trim
Glide

Description

- Standard with: Tufted Back, Brass Nail Trim, and Nylon Glides
- Optional Silver Trim

List Price/Grade	Yards	COM/1	2	3	4	5	6	7	8	9	10	L1	L2
Single Upholstery	3.25	\$ 2586	2762	2914	3061	3282	3506	3824	4159	4549	4998	3711	4192

TUFTED HIGH BACK GUEST	155TB	26½	29½	41½	20½	17	18½	27¼	42	26.5
------------------------	-------	-----	-----	-----	-----	----	-----	-----	----	------



Must Specify (in this order):
Model #
Finish
Upholstery
Nail Trim
Glide

Description

- Standard with: Tufted Back, Brass Nail Trim, and Nylon Glides
- Optional Silver Trim

List Price/Grade	Yards	COM/1	2	3	4	5	6	7	8	9	10	L1	L2
Single Upholstery	3.75	\$ 2731	2934	3110	3279	3534	3792	4160	4546	4996	5514	4029	4584

For ordering options, [see overview at the beginning of this section.](#)

Item	Model No.	Chair Width	Chair Depth	Chair Height	Seat Width	Seat Depth	Seat Height	Arm Height	Ship Wt	Cubic Ft
MID BACK SWIVEL	152	26½	28½	37-41	20 ½	17	19-22½	26-30	52	23.2



Must Specify (in this order):

Model #
Finish
Upholstery
Nail Trim
Control
Caster

Description

- Standard with: Swivel Tilt Control with Adjustable Tension, Pneumatic Height Adjustment, Brass Nail Trim, 5-Star Base with Decorative Hardwood Caps, and Brass Hooded Dual Wheel Casters
- Four Caster Options ([See Caster Details](#))
- Knee-Tilt Control Option

List Price/Grade	Yards	COM/1	2	3	4	5	6	7	8	9	10	L1	L2
Single Upholstery	2.50	\$ 2949	3084	3202	3314	3484	3657	3902	4159	4459	4804	3814	4184

HIGH BACK SWIVEL	154	26½	28½	41-45	20½	17	19-22½	26-30	62	20
------------------	-----	-----	-----	-------	-----	----	--------	-------	----	----



Must Specify (in this order):

Model #
Finish
Upholstery
Nail Trim
Control
Caster

Description

- Standard with: Swivel Tilt Control with Adjustable Tension, Pneumatic Height Adjustment, Brass Nail Trim, 5-Star Base with Decorative Hardwood Caps, and Brass Hooded Dual Wheel Casters
- Four Caster Options ([See Caster Details](#))
- Knee-Tilt Control Option

List Price/Grade	Yards	COM/1	2	3	4	5	6	7	8	9	10	L1	L2
Single Upholstery	2.50	\$ 3081	3216	3334	3446	3616	3789	4034	4291	4591	4936	3946	4316

MID BACK GUEST	156	26½	29½	35 ½	20½	17	18 ½	27¼	32	20.7
----------------	-----	-----	-----	------	-----	----	------	-----	----	------



Must Specify (in this order):


Model #
Finish
Upholstery
Nail Trim
Glide

Description

- Standard with: Brass Nail Trim
- Optional Silver Trim

List Price/Grade	Yards	COM/1	2	3	4	5	6	7	8	9	10	L1	L2
Single Upholstery	2.50	\$ 2381	2516	2634	2746	2916	3089	3334	3591	3891	4236	3246	3616

HIGH BACK GUEST	155	26½	29½	41½	20½	17	18 ½	27¼	42	26.5
-----------------	-----	-----	-----	-----	-----	----	------	-----	----	------



Must Specify (in this order):

Model #
Finish
Upholstery
Nail Trim
Glide

Description

- Standard with: Brass Nail Trim
- Optional Silver Trim

List Price/Grade	Yards	COM/1	2	3	4	5	6	7	8	9	10	L1	L2
Single Upholstery	2.50	\$ 2554	2689	2807	2919	3089	3262	3507	3764	4064	4409	3419	3789

For ordering options, [see overview at the beginning of this section.](#)

Bakerstreet Lounge boasts a traditional rolled arm design that will complement a variety of working styles. The thick seat cushion coupled with high quality resilient sheet webbing makes this series extraordinarily comfortable, while the welt cord and nail trim showcase the detail and craftsmanship that goes into every model. Whether you looking to outfit the front entrance, an executive office, private nook, or anything in between, Bakerstreet portrays the level of distinguished sophistication you are looking for.

CONSTRUCTION

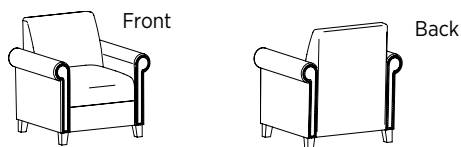
- Frames are kiln-dried hardwoods and structurally engineered hardwood plywood
- Exposed wood frame members are selected from the highest grades of hardwoods and are free of spirits, discoloration, pits, shakes, and wormholes; European Beech on legs
- Joints are double-doweled or mortised and tenoned, screwed, and glued for maximum strength and durability
- High Grade Polyurethane Foam, 3¼" thick in the seat and 2" in the back
- Non-marring adjustable nylon guides included in each leg at floor level
- High quality resilient sheet webbing ensures a comfortable seating application
- Features nail trim on front and back side of arm
- Club chair rated for users up to 275lbs, and when weight is evenly distributed Settee is rated for users up to 550lbs, and Sofa is rated for users up to 825lbs
- Ships fully assembled

HOW TO ORDER EXAMPLE

Model No.	Description	Example
400	Finish	GC
	Upholstery	Momentum Cover Cloth Graphite
	Nail Trim	NABRS

NAIL TRIM

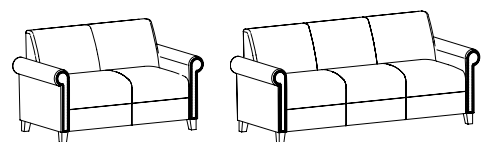
NABRS	Brass Nail Trim	STD
NSLVR	Silver Nail Trim	\$ N/C



UPHOLSTERY OPTIONS

Available in single upholstery in a wide variety of graded-in or contract options, including fabric, vinyl, and leather.

Some upholsteries are considered directional, such as stripes, patterns and plaids. Each upholstery is reviewed by production for the best application. Some upholsteries may require the pattern to be cut up the roll, which create additional seams in the seats and backs of select units. [See the COL/COM Form for additional details.](#)



Additional seams for the 4002 Settee and 4003 Sofa when upholstery is cut up the roll.

WOOD FINISHES

Indiana Furniture uses a multi-step, hand finishing process on all exposed wood frames.

Chairs feature a catalyzed varnish finish which offers durability, lasting beauty, and resistance to normal wear.


AW	Artisan Walnut	MW	Mahogany Walnut
AS	Asian Night	MAS	Mesa Sunset*
BW	Beigewood*	MTS	Metropolis Sky
BL	Black	MNR	Midnight Run
CO	Columbian Walnut	NTM	Natural Marrone*
DC	Dark Cherry	ORW	Oak Riftwood*
DFW	Dark Forest Walnut*	PNW	Pinnacle Walnut
WH	Designer White	PTK	Portico Teak*
EF	Espresso	RC	River Cherry*
FO	Fawn Oak*	SCH	Select Cherry
FLW	Florence Walnut*	SPW	Sepia Walnut*
GC	Golden Cherry	SKC	Shaker Cherry
HVM	Harvest Maple*	SBP	Smoky Brown Pear*
HW	Harvest Walnut	TK	Studio Teak
HNW	Henna Walnut	SM	Sugar Maple
KHE	Kirsche	WTA	Weathered Ash*
LW	Legacy Walnut	WNB	White Nebbia
		WC	Williamsburg Cherry

* Finish is Low Sheen


CERTIFICATIONS & COMPLIANCE

- CAL 117-2013 Compliance
- Intertek Sustainability Certified
- BIFMA level® Certified
- BIFMA Compliant® Certified
- TSCA Title VI (CARB) Compliance
- Contributes to LEED®, Green Globes®, and WELL® Sustainable Programs

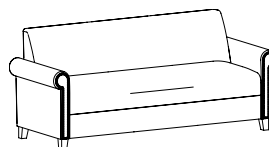
STATEMENT OF LINE




Club Chair: **400**
([See Details](#))



Settee: **4002**
([See Details](#))




Sofa: **4003**
([See Details](#))



Enhance your space with Cush Pillows.
[See Product Details.](#)

Item	Model No.	Chair Width	Chair Depth	Chair Height	Seat Width	Seat Depth	Seat Height	Arm Height	Ship Wt	Cubic Ft
CLUB CHAIR	400	33	28	31	22	19	18¾	23½	94	24.0

**Description**

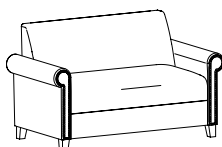
- Standard with: Brass Nail Trim and Nylon Glides
- Optional Silver Trim ([See Options](#))

Must Specify (in this order):

Model #
Finish
Upholstery
Nail Trim

List Price/Grade	Yards	COM/1	2	3	4	5	6	7	8	9	10	L1	L2
Single Upholstery	5.75	\$ 2950	3261	3531	3790	4181	4577	5141	5733	6423	7217	4940	5791

SETTEE	4002	55	28	31	44	19	18¾	23½	118	42.6
--------	------	----	----	----	----	----	-----	-----	-----	------

**Description**

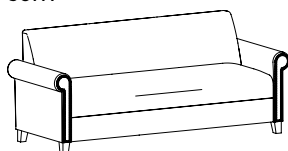
- Standard with: Brass Nail Trim and Nylon Glides
- Optional Silver Trim ([See Options](#))

Must Specify (in this order):

Model #
Finish
Upholstery
Nail Trim

List Price/Grade	Yards	COM/1	2	3	4	5	6	7	8	9	10	L1	L2
Single Upholstery	7.25	\$ 3915	4307	4647	4974	5467	5967	6677	7424	8294	9295	6424	7497

SOFA	4003	77	28	31	66	19	18¾	23½	140	55.8
------	------	----	----	----	----	----	-----	-----	-----	------

**Description**

- Standard with: Brass Nail Trim and Nylon Glides
- Optional Silver Trim ([See Options](#))

Must Specify (in this order):

Model #
Finish
Upholstery
Nail Trim

List Price/Grade	Yards	COM/1	2	3	4	5	6	7	8	9	10	L1	L2
Single Upholstery	8.25	\$ 4730	5176	5563	5935	6496	7065	7873	8723	9713	10852	7585	8806

For ordering options, [see overview at the beginning of this section.](#)

The Bliss lounge collection introduces purity in shape and geometric form. This urbanized lounge collection features an optional tablet and provides a relaxed atmosphere for casual meetings. All pieces rest on exposed wood or polished chrome and are available in both fabric and leather.

CONSTRUCTION

- Frames are kiln-dried hardwoods and structurally engineered hardwood plywood
- Exposed wood frame members are selected from the highest grades of hardwoods and are free of spirits, discoloration, pits, shakes, and wormholes; European Beech on legs and arm caps
- Joints are double-doweled or mortised and tenoned, screwed, and glued for maximum strength and durability
- High Grade Polyurethane Foam, 3¼" thick in the seat and 2" in the back
- Non-marring adjustable nylon guides included in each leg at floor level
- High quality resilient sheet webbing ensures a comfortable seating application
- Club chair rated for users up to 275lbs, and when weight is evenly distributed Settee is rated for users up to 550lbs, and Sofa is rated for users up to 825lbs
- Ships fully assembled


HOW TO ORDER EXAMPLE

Model No.	Description	Example
377	Finish	TT
	Primary Upholstery	CF Stinson Velocity Mars
	Accent Upholstery	CF Stinson Ace Poppy
	Power	ECSL
	Tablet, Color	WL, TT
	Arm Cap	STD
	Leg	WLEG


UPHOLSTERY OPTIONS

Available in single or contrasting upholstery in a wide variety of graded-in or contract options, including fabric, vinyl, and leather.

Single Upholstery

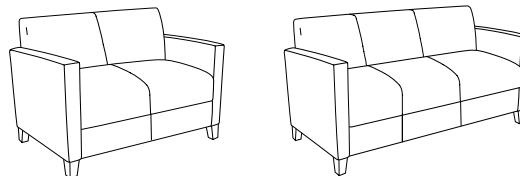


Contrasting Upholstery



UPHOLSTERY OPTIONS CONTINUED

Some upholsterys are considered directional, such as stripes, patterns and plaids. Each upholstery is reviewed by production for the best application. Some upholsterys may require the pattern to be cut up the roll, which create additional seams in the seats and backs of select units. [See the COL/COM Form for additional details.](#)



Additional seams for the 3772 Settee and 3773 Sofa when upholstery is cut up the roll.

LEG OPTIONS

WLEG	Wood Leg, Specify Finish (See Finish Colors)	STD
ALUM	Aluminum Leg	N/C

ARM CAP OPTIONS

STD	Upholstered Arm	STD
WCAP	Wood Cap (same finish as WLEG, if applicable)	\$ 162
SCAP	Solid Surface Cap (See Color Options)	\$ 736

TABLET OPTIONS

PL	Left Black Melamine Writing Tablet	\$ 407
SL	Left Solid Surface Writing Tablet, Must Specify (See Color Options)	\$ 1252
WL	Left Wood Writing Tablet, Must Specify (See Finish Colors)	\$ 590
PR	Right Black Melamine Writing Tablet	\$ 407
SR	Right Solid Surface Writing Tablet, Must Specify (See Color Options)	\$ 1252
WR	Right Wood Writing Tablet, Must Specify (See Finish Colors)	\$ 590

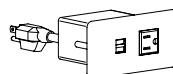
Note: Specified as if you are standing, looking at the chair.

POWER OPTIONS

Note: Specified as if you are standing, looking at the chair.

Power ports are installed on the side of the unit 10¾" up from glide and 6¾" in from the front of the arm.

ECSL	Left Port, Silver	\$ 1007
ECSR	Right Port, Silver	\$ 1007
ECBL	Left Port, Black	\$ 1007
ECBR	Right Port, Black	\$ 1007



1 Electrical Power and 2 USB Outlets

Indiana

FURNITURE

BLISS™

LOUNGE SEATING (377 SERIES)

WOOD FINISHES

Indiana Furniture uses a multi-step, hand finishing process on all exposed wood frames. Chair legs and arm caps feature a catalyzed varnish finish which offers durability, lasting beauty, and resistance to normal wear.

Tablet arms feature UVAdvantage, an ultra-violet finish, on all exposed surfaces by utilizing roll-coat UV technology.

AW	Artisan Walnut**	MAS	Mesa Sunset**,**
AS	Asian Night**	MTS	Metropolis Sky**
BW	Beigewood*	MNR	Midnight Run
BL	Black	NTM	Natural Marrone*
CO	Columbian Walnut**	ORW	Oak Riftwood*,**
DC	Dark Cherry**	PNW	Pinnacle Walnut**
DFW	Dark Forest Walnut*,**	PTK	Portico Teak*
WH	Designer White	RC	River Cherry*
EF	Espresso**	SCH	Select Cherry**
FO	Fawn Oak*,**	SPW	Sepia Walnut*
FLW	Florence Walnut*	SKC	Shaker Cherry**
GC	Golden Cherry**	SBP	Smoky Brown Pear*
HVM	Harvest Maple*	TK	Studio Teak
HW	Harvest Walnut**	SM	Sugar Maple**
HNW	Henna Walnut**	WTA	Weathered Ash**,**
KHE	Kirsche	WNB	White Nebbia
LW	Legacy Walnut**	WC	Williamsburg Cherry**
MW	Mahogany Walnut**		

* Finish is Low Sheen

** Available on Tablet Arms


SOLID SURFACE OPTIONS

AR	Arroyo	SNW	Snow White
PE	Pebble Beach	SN	Starry Night
SE	Sedona	TN	Tundra


CERTIFICATIONS & COMPLIANCE

- CAL 117-2013 Compliance
- Intertek Sustainability Certified
- BIFMA level® Certified
- BIFMA Compliant® Certified
- TSCA Title VI (CARB) Compliance
- Contributes to LEED®, Green Globes®, and WELL® Sustainable Programs


STATEMENT OF LINE




Club Chair:
377
([See Details](#))



Settee Chair:
3772
([See Details](#))




Sofa Chair:
3773
([See Details](#))



Enhance your space with Cush Pillows. [See Product Details.](#)



Item	Model No.	Chair Width	Chair Depth	Chair Height	Seat Width	Seat Depth	Seat Height	Arm Height	Ship Wt	Cubic Ft
CLUB CHAIR	377	29	28½	31	22	19½	19¼	23½	92	24.0



Must Specify (in this order):


Model #
Primary Upholstery
Accent Upholstery
Power
Tablet Arm
Tablet Color
Arm Cap
Leg
Finish

Description

- Standard with: Upholstered Arm and Wood Leg
- Available with Contrasting Upholstery ([See Details](#))
- Additional Options: **Aluminum** Legs ([See Options](#)), Arm Caps ([Arm Options](#)), Tablet Arm ([Tablet Options](#)), and Power ([See Locations](#))

List Price/Grade	Yards	COM/1	2	3	4	5	6	7	8	9	10	L1	L2
Single Upholstery	6.00	\$ 2463	2787	3069	3339	3747	4161	4749	5367	6087	6915	4539	5427
Contrasting Upholstery													
Primary	2.25	\$ 2463	2585	2690	2792	2945	3100	3320	3552	3822	4133	3242	3575
Accent	3.75	\$ 0	202	379	547	802	1061	1429	1815	2265	2782	1297	1852

SETTEE	3772	51	28½	31	44	19½	19¼	23½	116	42.6
--------	------	----	-----	----	----	-----	-----	-----	-----	------



Must Specify (in this order):


Model #
Primary Upholstery
Accent Upholstery
Power
Tablet Arm
Tablet Color
Arm Cap
Leg
Finish

Description

- Standard with: Upholstered Task Height Arm and Wood Leg
- Available with Contrasting Upholstery ([See Details](#))
- Additional Options: **Aluminum** Legs ([See Options](#)), Arm Caps ([Arm Options](#)), Tablet Arm ([Tablet Options](#)), and Power ([See Locations](#))

List Price/Grade	Yards	COM/1	2	3	4	5	6	7	8	9	10	L1	L2
Single Upholstery	8.00	\$ 3189	3621	3997	4357	4901	5453	6237	7061	8021	9125	5957	7141
Contrasting Upholstery													
Primary	4.25	\$ 3189	3419	3618	3810	4099	4392	4808	5246	5756	6343	4660	5289
Accent	3.75	\$ 0	202	379	547	802	1061	1429	1815	2265	2782	1297	1852

SOFA	3773	73	28½	31	66	19½	19¼	23½	138	55.8
------	------	----	-----	----	----	-----	-----	-----	-----	------



Must Specify (in this order):

Model #
Primary Upholstery
Accent Upholstery
Power
Tablet Arm
Tablet Color
Arm Cap
Leg
Finish

Description

- Standard with: Upholstered Task Height Arm and Wood Leg
- Available with Contrasting Upholstery ([See Details](#))
- Additional Options: **Aluminum** Legs ([See Options](#)), Arm Caps ([Arm Options](#)), Tablet Arm ([Tablet Options](#)), and Power ([See Locations](#))

List Price/Grade	Yards	COM/1	2	3	4	5	6	7	8	9	10	L1	L2
Single Upholstery	9.25	\$ 3939	4439	4873	5290	5919	6557	7463	8416	9526	10803	7140	8509
Contrasting Upholstery													
Primary	4.50	\$ 3939	4182	4394	4596	4902	5213	5654	6117	6657	7278	5496	6162
Accent	4.75	\$ 0	257	479	694	1017	1344	1809	2299	2869	3525	1644	2347

For ordering options, [see overview at the beginning of this section.](#)

The Bow Tie collection harmonizes classic design with modern panache. Combining elegance and grace with scale, proportion, and functionality, these stackable guest chairs are offered in a wood slat back, half upholstered back, and a fully upholstered back with the ability to stack 4 chairs high. The companion counter height and bar stools are offered in the wood slat back with optional scuff plates in aluminum or black on the footrest.

CONSTRUCTION

- Exposed wood frames are manufactured using European Beech and are free of spirits, discoloration, pits, shakes, and wormholes
- All chair joints are double-doweled or mortised and tenoned, screwed, and glued for maximum strength and durability
- All seats feature corner blocking
- Frames are individually hand assembled and sanded prior to being finished
- Non-marring nylon glides included in each leg at floor level
- High Grade Polyurethane Foam, 1½" thick in the seat and 1" thick in the back
- Textiles are sewn with double stitch seams
- High quality resilient sheet webbing ensures a comfortable seating application
- Rated for users up to 275lbs
- Ships fully assembled

HOW TO ORDER EXAMPLE

Model No.	Description	Example
178	Finish	EF
	Upholstery	Momentum Cover Cloth Vesper
	Glides	FELT
	Scuff Plates, Color	SP, Black

WOOD FINISHES

Indiana Furniture uses a multi-step, hand finishing process on all exposed wood frames.

Chairs feature a catalyzed varnish finish which offers durability, lasting beauty, and resistance to normal wear.

AW	Artisan Walnut	MW	Mahogany Walnut
AS	Asian Night	MAS	Mesa Sunset*
BW	Beigewood*	MTS	Metropolis Sky
BL	Black	MNR	Midnight Run
CO	Columbian Walnut	NTM	Natural Marrone*
DC	Dark Cherry	ORW	Oak Riftwood*
DFW	Dark Forest Walnut*	PNW	Pinnacle Walnut
WH	Designer White	PTK	Portico Teak*
EF	Espresso	RC	River Cherry*
FO	Fawn Oak*	SCH	Select Cherry
FLW	Florence Walnut*	SPW	Sepia Walnut*
GC	Golden Cherry	SKC	Shaker Cherry
HVM	Harvest Maple*	SBP	Smoky Brown Pear*
HW	Harvest Walnut	TK	Studio Teak
HNW	Henna Walnut	SM	Sugar Maple
KHE	Kirsche	WTA	Weathered Ash*
LW	Legacy Walnut	WNB	White Nebbia
		WC	Williamsburg Cherry

* Finish is Low Sheen

WALL SAVER DESIGN

All of the Bow Tie chairs and barstools feature a wall saver design. With Bow Tie's contoured frame, any unit can be placed against a wall without concern of scratching or scuffing.



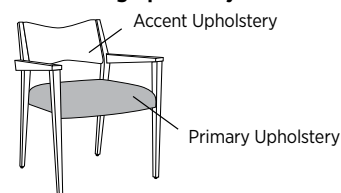
UPHOLSTERY OPTIONS

Available in single or contrasting upholsteries (select models) in a wide variety of graded-in or contract options, including fabric, vinyl, and leather.

Single Upholstery



Contrasting Upholstery



SCUFF PLATES (ON STOOLS)

STD	No Scuff Plate	STD
SP	Scuff Plate, Must Specify Black or Aluminum	\$ 103

GLIDE OPTIONS

STD	Nylon Glides	STD
FELT	Felt Glides	\$ N/C

CERTIFICATIONS & COMPLIANCE

- CAL 117-2013 Compliance
- Intertek Sustainability Certified
- BIFMA level® Certified
- BIFMA Compliant® Certified
- TSCA Title VI (CARB) Compliance
- Contributes to LEED®, Green Globes®, and WELL® Sustainable Programs

STATEMENT OF LINE




Guest with Wood
Slat Back:
173



Guest with ½
Upholstered Back:
175



Guest with Full
Upholstered Back:
176



Counter Height
Stool:
178



Bar Height
Stool:
179

(See Details for all models)

Item	Model No.	Chair Width	Chair Depth	Chair Height	Seat Width	Seat Depth	Seat Height	Arm Height	Ship Wt	Cubic Ft
GUEST WITH WOOD BACK	173	23 $\frac{7}{8}$	23	33 $\frac{3}{4}$	20 $\frac{1}{8}$	19 $\frac{3}{4}$	20	26	28	16.9



WS

Must Specify (in this order):

Model #
Finish
Upholstery
Glide

Description

- Wall-Saver Design; Stacks Up to 4 High

List Price/Grade	Yards	COM/1	2	3	4	5	6	7	8	9	10	L1	L2
Single Upholstery	1.00	\$ 1306	1360	1407	1452	1520	1589	1687	1790	1910	2048	1652	1800

GUEST WITH 1/2 UPHOLSTERED BACK

175	23 $\frac{7}{8}$	23	33 $\frac{3}{4}$	20 $\frac{1}{8}$	19	20	26	28	16.9
-----	------------------	----	------------------	------------------	----	----	----	----	------



WS

Must Specify (in this order):

Model #
Finish
Primary Upholstery
Accent Upholstery
Glide

Description

- Available with Contrasting Upholstery ([See Details](#))
- Wall-Saver Design; Stacks Up to 4 High

List Price/Grade	Yards	COM/1	2	3	4	5	6	7	8	9	10	L1	L2
Single Upholstery	1.50	\$ 1403	1484	1555	1622	1724	1828	1975	2129	2309	2516	1922	2144
Contrasting Upholstery													
Primary	1.00	\$ 1415	1469	1516	1561	1629	1698	1796	1899	2019	2157	1761	1909
Accent	0.75	\$ 0	41	76	110	161	212	286	363	453	557	260	371

GUEST WITH FULL UPHOLSTERED BACK

176	23 $\frac{7}{8}$	23	33 $\frac{3}{4}$	20 $\frac{1}{8}$	17 $\frac{3}{4}$	20	26	28	16.9
-----	------------------	----	------------------	------------------	------------------	----	----	----	------



WS

Must Specify (in this order):

Model #
Finish
Primary Upholstery
Accent Upholstery
Glide

Description

- Available with Contrasting Upholstery ([See Details](#))
- Wall-Saver Design; Stacks Up to 4 High

List Price/Grade	Yards	COM/1	2	3	4	5	6	7	8	9	10	L1	L2
Single Upholstery	1.50	\$ 1554	1635	1706	1773	1875	1979	2126	2280	2460	2667	2073	2295
Contrasting Upholstery													
Primary	1.00	\$ 1566	1620	1667	1712	1780	1849	1947	2050	2170	2308	1912	2060
Accent	0.75	\$ 0	41	76	110	161	212	286	363	453	557	260	371

BAR AND COUNTER STOOLS WITH WOOD BACK

179	Barstool Height	18 $\frac{3}{4}$	20 $\frac{1}{4}$	41	18 $\frac{3}{4}$	17	31	-	24	10.7
178	Counter Height	18 $\frac{3}{4}$	20 $\frac{1}{4}$	36	18 $\frac{3}{4}$	17	26	-	22	10.7



WS

Must Specify (in this order):

Model #
Finish
Upholstery
Glide
Scuff Plate

Description

- Wall-Saver Design
- Optional Scuff Plate ([Scuff Plate Options](#))

List Price/Grade	Yards	COM/1	2	3	4	5	6	7	8	9	10	L1	L2
Single Upholstery	1.00	\$ 1456	1510	1557	1602	1670	1739	1837	1940	2060	2198	1802	1950

For ordering options, [see overview at the beginning of this section.](#)

The warmth of wood blends with supportive comfort in Brea to deliver an enduring design suited for a multitude of applications. Solid hardwood frames provide for a smooth and radiant finish.

CONSTRUCTION

- Exposed wood frames are manufactured using European Beech and are free of spirits, discoloration, pits, shakes, and wormholes
- All chair joints are double-doweled or mortised and tenoned, screwed, and glued for maximum strength and durability
- All seats feature corner blocking
- Frames are individually hand assembled and sanded prior to being finished
- Non-marring nylon glides included in each leg at floor level
- High Grade Polyurethane Foam, 2½" thick in the seat and 1½" thick in the back
- Textiles are sewn with double stitch seams
- High quality resilient sheet webbing ensures a comfortable seating application
- Rated for users up to 275lbs
- Ships fully assembled

HOW TO ORDER EXAMPLE

Model No.	Description	Example
516	Finish	GC
	Upholstery	Maharam Abacus Cellar
	Glides	STD

WOOD FINISHES

Indiana Furniture uses a multi-step, hand finishing process on all exposed wood frames.

Chairs feature a catalyzed varnish finish which offers durability, lasting beauty, and resistance to normal wear.

AW	Artisan Walnut	MAS	Mesa Sunset*
AS	Asian Night	MTS	Metropolis Sky
BW	Beigewood*	MNR	Midnight Run
BL	Black	NTM	Natural Marrone*
CO	Columbian Walnut	ORW	Oak Riftwood*
DC	Dark Cherry	PNW	Pinnacle Walnut
DFW	Dark Forest Walnut*	PTK	Portico Teak*
WH	Designer White	RC	River Cherry*
EF	Espresso	SCH	Select Cherry
FO	Fawn Oak*	SPW	Sepia Walnut*
FLW	Florence Walnut*	SKC	Shaker Cherry
GC	Golden Cherry	SBP	Smoky Brown Pear*
HVM	Harvest Maple*	TK	Studio Teak
HW	Harvest Walnut	SM	Sugar Maple
HNW	Henna Walnut	WTA	Weathered Ash*
KHE	Kirsche	WNB	White Nebbia
LW	Legacy Walnut	WC	Williamsburg Cherry
MW	Mahogany Walnut		

* Finish is Low Sheen

UPHOLSTERY OPTIONS

Available in single upholstery in a wide variety of graded-in or contract options, including fabric, vinyl, and leather.

GLIDE OPTIONS

STD	Nylon Glides	STD
FELT	Felt Glides	\$ N/C

CERTIFICATIONS & COMPLIANCE

- Seat and back comply with CAL 117-2013
- Intertek Sustainability Certified
- BIFMA level® Certified
- BIFMA Compliant® Certified
- TSCA Title VI (CARB) Compliance
- Contributes to LEED®, Green Globes®, and WELL® Sustainable Programs

STATEMENT OF LINE



Guest with Fully Upholstered Back: 516
[\(See Details\)](#)

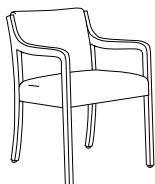


Guest with Wood Framed, Upholstered Back, Open Arms: 517
[\(See Details\)](#)



Guest with Wood Framed, Upholstered Back, Closed Arms: 519
[\(See Details\)](#)

Item	Model No.	Chair Width	Chair Depth	Chair Height	Seat Width	Seat Depth	Seat Height	Arm Height	Ship Wt	Cubic Ft
GUEST WITH FULL UPHOLSTERED BACK	516	23	24	33½	20	18½	18½	26½	28	16.9

**Description**

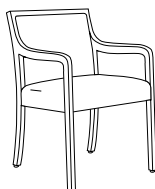
- Standard with: Nylon Glides

List Price/Grade	Yards	COM/1	2	3	4	5	6	7	8	9	10	L1	L2
Single Upholstery	1.50	\$ 1307	1388	1459	1526	1628	1732	1879	2033	2213	2420	1826	2048

Must Specify (in this order):

Model #
Upholstery
Finish
Glide

GUEST WITH WOOD FRAMED BACK, OPEN ARMS	517	23	24	33¼	20	18½	18½	26½	28	16.9
--	-----	----	----	-----	----	-----	-----	-----	----	------

**Description**

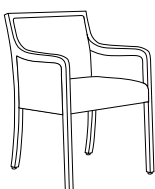
- Standard with: Nylon Glides

List Price/Grade	Yards	COM/1	2	3	4	5	6	7	8	9	10	L1	L2
Single Upholstery	1.50	\$ 1318	1399	1470	1537	1639	1743	1890	2044	2224	2431	1837	2059

Must Specify (in this order):

Model #
Upholstery
Finish
Glide

GUEST WITH WOOD FRAMED BACK, CLOSED ARMS	519	23	24	33¼	20	18½	18½	26½	30	16.9
--	-----	----	----	-----	----	-----	-----	-----	----	------

**Description**

- Standard with: Nylon Glides

List Price/Grade	Yards	COM/1	2	3	4	5	6	7	8	9	10	L1	L2
Single Upholstery	2.00	\$ 1571	1679	1773	1863	1999	2137	2333	2539	2779	3055	2263	2559

Must Specify (in this order):

Model #
Upholstery
Finish
Glide

For ordering options, [see overview at the beginning of this section.](#)

Traditional splendor and elegant styling is showcased in Breman’s stately and timeless wing-back presentation. Precisely placed trim nails, pillow headrest, Queen Anne legs, and button-tufted or plain back models add detail and versatility to this collection. Swivels feature swivel-tilt control with pneumatic height adjustment.

CONSTRUCTION

- Exposed wood components and chair frame are manufactured using European Beech and are free of spirits, discoloration, pits, shakes, and wormholes; base caps are manufactured using select maple
- All chair joints are double-doweled or mortised and tenoned, screwed, and glued for maximum strength and durability
- All seats feature corner blocking
- Frames are individually hand assembled and sanded prior to being finished
- Non-marring nylon glides included in each leg at floor level
- If applicable, caster options include hooded casters available in black, brass and silver or choose black soft casters for hard surfaces
- High Grade Polyurethane Foam, 2" thick in the seat and back
- Textiles are sewn with double stitch seams
- High quality resilient sheet webbing ensures a comfortable seating application
- Rated for users up to 275lbs
- Ships fully assembled

HOW TO ORDER EXAMPLE

Model No.	Description	Example
184TB	Finish	SCH
	Upholstery	Green Hides Vulcano Strata
	Nail Trim	NABRS
	Control	STD
	Casters	BRCS

WOOD FINISHES

Indiana Furniture uses a multi-step, hand finishing process on all exposed wood frames.

Chairs feature a catalyzed varnish finish which offers durability, lasting beauty, and resistance to normal wear.

AW	Artisan Walnut	MW	Mahogany Walnut
AS	Asian Night	MAS	Mesa Sunset*
BW	Beigewood*	MTS	Metropolis Sky
BL	Black	MNR	Midnight Run
CO	Columbian Walnut	NTM	Natural Marrone*
DC	Dark Cherry	ORW	Oak Riftwood*
DFW	Dark Forest Walnut*	PNW	Pinnacle Walnut
WH	Designer White	PTK	Portico Teak*
EF	Espresso	RC	River Cherry*
FO	Fawn Oak*	SCH	Select Cherry
FLW	Florence Walnut*	SPW	Sepia Walnut*
GC	Golden Cherry	SKC	Shaker Cherry
HVM	Harvest Maple*	SBP	Smoky Brown Pear*
HW	Harvest Walnut	TK	Studio Teak
HNW	Henna Walnut	SM	Sugar Maple
KHE	Kirsche	WTA	Weathered Ash*
LW	Legacy Walnut	WNB	White Nebbia
		WC	Williamsburg Cherry

* Finish is Low Sheen

UPHOLSTERY OPTIONS

Available in single upholstery in a wide variety of graded-in or contract options, including fabric, vinyl, and leather.

NAIL TRIM OPTIONS

NABRS	Brass Nail Trim	STD
NSLVR	Silver Nail Trim	\$ N/C
NONT	No Nail Trim	\$ N/C

CONTROL OPTIONS (IF APPLICABLE)

STD	Swivel-Tilt with Adjustable Tension Spring	STD
KT	Knee-Tilt Control	\$ 313

CASTER OPTIONS (IF APPLICABLE)

BRCS	Brass Hooded Casters	STD
BLCS	Black Hooded Casters	\$ N/C
SLCS	Silver Hooded Casters	\$ N/C
BHC	Black Soft Caster for Hard Surfaces	\$ N/C


CERTIFICATIONS & COMPLIANCE

- Seat and back comply with CAL 117-2013
- Intertek Sustainability Certified
- BIFMA level® Certified
- BIFMA Compliant® Certified
- TSCA Title VI (CARB) Compliance
- Contributes to LEED®, Green Globes®, and WELL® Sustainable Programs






Tufted High Back
Swivel: **184TB**
[\(See Details\)](#)



Tufted High Back
Guest: **186TB**
[\(See Details\)](#)



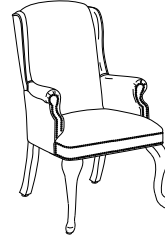
High Pillow Back
Swivel: **184PB**
[\(See Details\)](#)



High Back Swivel:
184
[\(See Details\)](#)




Mid Back Swivel:
182
[\(See Details\)](#)



High Back Guest:
186
[\(See Details\)](#)



Item	Model No.	Chair Width	Chair Depth	Chair Height	Seat Width	Seat Depth	Seat Height	Arm Height	Ship Wt	Cubic Ft
TUFTED HIGH BACK SWIVEL	184TB	28	26½	42-46	19	18½	16½-20½	24½-28½	74	20

**Description**


- Standard with: Swivel Tilt Control with Adjustable Tension, Pneumatic Height Adjustment, Tufted Back, Brass Nail Trim, 5-Star Base with Decorative Hardwood Caps, and Brass Hooded Dual Wheel Casters
- Additional Options: Silver Trim ([Nail Trim Options](#)), Soft Casters or Hooded Casters ([Casters Options](#)), and Knee-Tilt Control Option ([See Details](#))

Must Specify (in this order):

Model #
Finish
Upholstery
Nail Trim
Control
Caster

List Price/Grade	Yards	COM/1	2	3	4	5	6	7	8	9	10	L1	L2
Single Upholstery	4.25	\$ 3278	3508	3707	3899	4188	4481	4897	5335	5845	6432	4749	5378

TUFTED HIGH BACK GUEST	186TB	28	30	43½	19	18½	18	26½	54	27.7
------------------------	-------	----	----	-----	----	-----	----	-----	----	------

**Description**

- Standard with: Tufted Back, Queen Anne Legs, and Brass Nail Trim
- Optional Silver Trim ([Nail Trim Options](#))

Must Specify (in this order):

Model #
Finish
Upholstery
Nail Trim

List Price/Grade	Yards	COM/1	2	3	4	5	6	7	8	9	10	L1	L2
Single Upholstery	4.25	\$ 2604	2834	3033	3225	3514	3807	4223	4661	5171	5758	4075	4704

HIGH PILLOW BACK SWIVEL	184PB	28	26½	42-46	19	18½	16½-20½	24½-28½	74	20
-------------------------	-------	----	-----	-------	----	-----	---------	---------	----	----

**Description**

- Standard with: Swivel Tilt Control with Adjustable Tension, Pneumatic Height Adjustment, Pillow Back Headrest, Brass Nail Trim, 5-Star Base with Decorative Hardwood Caps, and Brass Hooded Dual Wheel Casters
- Additional Options: Silver Trim ([Nail Trim Options](#)), Soft Casters or Hooded Casters ([Casters Options](#)), and Knee-Tilt Control Option ([See Details](#))

Must Specify (in this order):

Model #
Finish
Upholstery
Nail Trim
Control
Caster

List Price/Grade	Yards	COM/1	2	3	4	5	6	7	8	9	10	L1	L2
Single Upholstery	4.00	\$ 3259	3475	3663	3843	4115	4391	4783	5195	5675	6227	4643	5235

For ordering options, [see overview at the beginning of this section.](#)

Item	Model No.	Chair Width	Chair Depth	Chair Height	Seat Width	Seat Depth	Seat Height	Arm Height	Ship Wt	Cubic Ft
HIGH BACK SWIVEL	184	28	26½	42-46	19	18½	16½-20½	24½-28½	74	25.8

**Description**


- Standard with: Swivel Tilt Control with Adjustable Tension, Pneumatic Height Adjustment, Brass Nail Trim, 5-Star Base with Decorative Hardwood Caps, and Brass Hooded Dual Wheel Casters
- Additional Options: Silver Trim ([Nail Trim Options](#)), Soft Casters or Hooded Casters ([Casters Options](#)), and Knee-Tilt Control Option ([See Details](#))

List Price/Grade	Yards	COM/1	2	3	4	5	6	7	8	9	10	L1	L2
Single Upholstery	3.75	\$ 3043	3246	3422	3591	3846	4104	4472	4858	5308	5826	4341	4896

Must Specify (in this order):

Model #
Finish
Upholstery
Nail Trim
Control
Caster

HIGH BACK GUEST	186	28	30	43½	19	18½	18	26½	54	27.7
-----------------	-----	----	----	-----	----	-----	----	-----	----	------

**Description**

- Standard with: Queen Anne Legs and Brass Nail Trim
- Optional Silver Trim ([Nail Trim Options](#))

List Price/Grade	Yards	COM/1	2	3	4	5	6	7	8	9	10	L1	L2
Single Upholstery	3.75	\$ 2337	2540	2716	2885	3140	3398	3766	4152	4602	5120	3635	4190

Must Specify (in this order):

Model #
Finish
Upholstery
Nail Trim

MID BACK SWIVEL	182	28	26½	39-43	19	18½	16½-20½	24½-28½	74	20
-----------------	-----	----	-----	-------	----	-----	---------	---------	----	----

**Description**

- Standard with: Swivel Tilt Control with Adjustable Tension, Pneumatic Height Adjustment, Brass Nail Trim, 5-Star Base with Decorative Hardwood Caps, and Brass Hooded Dual Wheel Casters
- Additional Options: Silver Trim ([Nail Trim Options](#)), Soft Casters or Hooded Casters ([Casters Options](#)), and Knee-Tilt Control Option ([See Details](#))

List Price/Grade	Yards	COM/1	2	3	4	5	6	7	8	9	10	L1	L2
Single Upholstery	3.75	\$ 2905	3108	3284	3453	3708	3966	4334	4720	5170	5688	4203	4758

Must Specify (in this order):

Model #
Finish
Upholstery
Nail Trim
Control
Caster

For ordering options, [see overview at the beginning of this section.](#)

The Britta Collection showcases a Mid-Century Scandinavian aesthetic with an appealing contemporary feel. The guest, single lounge, and settee all feature a wall-saver design. Choose from an open or closed arm in an array of wood finishes, with complementing tables available in two edge styles, to create an inviting space with warm and energetic sensibility.

CONSTRUCTION

- High Grade Polyurethane Foam, 1¼- 2½" thick in the seat and 1½ -2½" in the tapered back
- The wood veneer table tops are 1" thick and are made of select grade sliced Walnut, Cherry, Maple, or composite veneers for maximum grain and color consistency
- The knife edge profile features a 5-ply balanced construction with a solid hardwood rim; the square edge profile features a 3-ply balanced construction with a 3mm veneer edge band
- The aprons and legs are solid maple hardwood and ship with adjustable glides
- Rated for users up to 275lbs
- Chairs and tables ship fully assembled

HOW TO ORDER EXAMPLE

GUEST AND LOUNGE

Model No.	Description	Example
246	Finish	DFW
	Primary Upholstery	Mayer Fabrics Fiji Aluminum
	Accent Upholstery	Mayer Fabrics Fedora Bitumen
	Glides	STD

TABLES

Model No.	Description	Example
231-1818ET	Edge Profile	K
	Veneer Finish	DFW

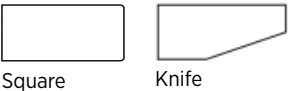
WALL SAVER DESIGN

All of the Britta chairs feature a wall saver design. With Britta's contoured frame, any unit can be placed against a wall without concern of scratching or scuffing.



TABLE EDGE PROFILE


- Y Square Edge
K Knife Edge



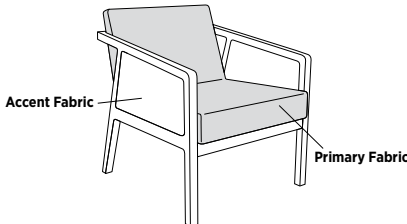
UPHOLSTERY OPTIONS

Available in single or contrasting upholstery in a wide variety of graded-in or contract options, including fabric, vinyl, and leather.

Single Upholstery



Contrasting Upholstery



WOOD FINISHES ON SEATING

Indiana Furniture uses a multi-step, hand finishing process on all exposed wood frames, offering distinctive grain clarity, superior resistance to normal wear, and ease of maintenance.

AW	Artisan Walnut	MAS	Mesa Sunset*
AS	Asian Night	MTS	Metropolis Sky
BW	Beigewood*	MNR	Midnight Run
BL	Black	NTM	Natural Marrone*
CO	Columbian Walnut	ORW	Oak Riftwood*
DC	Dark Cherry	PNW	Pinnacle Walnut
DFW	Dark Forest Walnut*	PTK	Portico Teak*
WH	Designer White	RC	River Cherry*
EW	Espresso	SCH	Select Cherry
FO	Fawn Oak*	SPW	Sepia Walnut*
FLW	Florence Walnut*	SKC	Shaker Cherry
GC	Golden Cherry	SBP	Smoky Brown Pear*
HW	Harvest Walnut	TK	Studio Teak
HNW	Henna Walnut	SM	Sugar Maple
KHE	Kirsche	WTA	Weathered Ash*
LW	Legacy Walnut	WNB	White Nebbia
MW	Mahogany Walnut	WC	Williamsburg Cherry

* Finish is Low Sheen

VENEER (W) OPTIONS ON TABLES

Veneer tops feature UV Advantage, an ultra-violet finish, on all exposed surfaces by utilizing roll-coat UV technology. Apron rails and table legs use a multi-step, hand finished process with a catalyzed finish.

AW	Artisan Walnut	LW	Legacy Walnut
CO	Columbian Walnut	MW	Mahogany Walnut
DC	Dark Cherry	MTS	Metropolis Sky
DFW	Dark Forest Walnut	PNW	Pinnacle Walnut
EW	Espresso	SCH	Select Cherry
GC	Golden Cherry	SKC	Shaker Cherry
HW	Harvest Walnut	SM	Sugar Maple
HNW	Henna Walnut	WC	Williamsburg Cherry

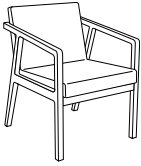
GLIDE OPTIONS

STD	Nylon Glides	STD
FELT	Felt Glides	\$ N/C

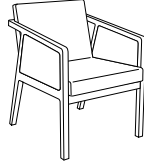
CERTIFICATIONS & COMPLIANCE

- CAL 117-2013 Compliance
- Intertek Sustainability Certified
- BIFMA level® Certified
- BIFMA Compliant® Certified
- TSCA Title VI (CARB) Compliance
- Contributes to LEED®, Green Globes®, and WELL® Sustainable Programs


Seating + Tables




Open Arm Guest:
235
[\(See Details\)](#)



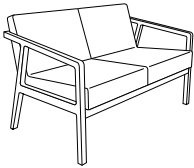
Closed Arm Guest:
245
[\(See Details\)](#)



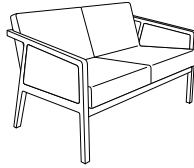
Open Arm Lounge:
236
[\(See Details\)](#)



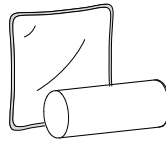
Closed Arm Lounge:
246
[\(See Details\)](#)



Open Arm Settee:
2362
[\(See Details\)](#)



Closed Arm Settee:
2462
[\(See Details\)](#)




Enhance your space with
Cush Pillows. [See Product Details.](#)



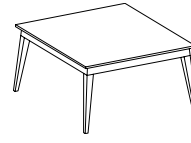
Square End Table:
231-1818ET
[\(See Details\)](#)



Square Cocktail Table:
231-2323SCT
[\(See Details\)](#)



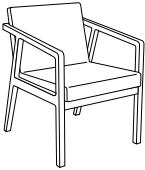
Rectangular Cocktail Table:
231-4723RCT
[\(See Details\)](#)



Square Cocktail Table:
231-3535SCT
[\(See Details\)](#)



Item	Model No.	Chair Width	Chair Depth	Chair Height	Seat Width	Seat Depth	Seat Height	Arm Height	Ship Wt	Cubic Ft
OPEN ARM GUEST	235	23¼	27¼	32	20½	19½	18	25	34	16.0



WS

Must Specify (in this order):

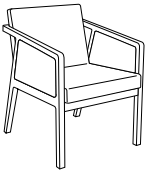
Model #
Finish
Upholstery
Glide

Description

- Wall-Saver Design
- Standard with: Nylon Glides

List Price/Grade	Yards	COM/1	2	3	4	5	6	7	8	9	10	L1	L2
Single Upholstery	1.50	\$ 1482	1563	1634	1701	1803	1907	2054	2208	2388	2595	2001	2223

CLOSED ARM GUEST	245	23¼	27¼	32	20½	19½	18	25	36	16.0
------------------	-----	-----	-----	----	-----	-----	----	----	----	------



WS

Must Specify (in this order):


Model #
Finish
Primary Upholstery
Accent Upholstery
Glide

Description

- Wall-Saver Design
- Standard with: Nylon Glides
- Available with Contrasting Upholstery ([See Details](#))

List Price/Grade	Yards	COM/1	2	3	4	5	6	7	8	9	10	L1	L2
Single Upholstery	2.50	\$ 1708	1843	1961	2073	2243	2416	2661	2918	3218	3563	2573	2943
Contrasting Upholstery													
Primary	1.50	\$ 1708	1789	1860	1927	2029	2133	2280	2434	2614	2821	2227	2449
Accent	1.00	\$ 0	54	101	146	214	283	381	484	604	742	346	494

OPEN ARM LOUNGE	236	24¾	28¾	29¾	22	20½	17¼	22¾	37	16.4
-----------------	-----	-----	-----	-----	----	-----	-----	-----	----	------



WS

Must Specify (in this order):

Model #
Finish
Upholstery
Glide


Description

- Wall-Saver Design
- Standard with: Nylon Glides

List Price/Grade	Yards	COM/1	2	3	4	5	6	7	8	9	10	L1	L2
Single Upholstery	1.75	\$ 1755	1850	1932	2011	2130	2250	2422	2602	2812	3054	2361	2620

For ordering options, [see overview at the beginning of this section.](#)

Item	Model No.	Chair Width	Chair Depth	Chair Height	Seat Width	Seat Depth	Seat Height	Arm Height	Ship Wt	Cubic Ft
CLOSED ARM LOUNGE	246	24¾	28¾	29¾	22	20½	17¼	22¾	39	16.4


WS
Description

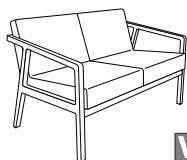
- Wall-Saver Design
- Standard with: Nylon Glides
- Available with Contrasting Upholstery ([See Details](#))

Must Specify (in this order):

Model #
Finish
Primary Upholstery
Accent Upholstery
Glide

List Price/Grade	Yards	COM/1	2	3	4	5	6	7	8	9	10	L1	L2
Single Upholstery	2.75	\$ 1958	2107	2236	2360	2547	2736	3006	3289	3619	3999	2910	3317
Contrasting Upholstery													
Primary	1.75	\$ 1958	2053	2135	2214	2333	2453	2625	2805	3015	3257	2564	2823
Accent	1.00	\$ 0	54	101	146	214	283	381	484	604	742	346	494

OPEN ARM SETTEE	2362	46¾	28¾	29¾	44	20½	17¼	22¾	68	29.4
-----------------	------	-----	-----	-----	----	-----	-----	-----	----	------


WS
Description

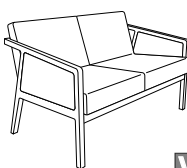
- Wall-Saver Design
- Standard with: Nylon Glides

Must Specify (in this order):

Model #
Finish
Upholstery
Glide

List Price/Grade	Yards	COM/1	2	3	4	5	6	7	8	9	10	L1	L2
Single Upholstery	3.25	\$ 2907	3083	3235	3382	3603	3827	4145	4480	4870	5319	4032	4513

CLOSED ARM SETTEE	2462	46¾	28¾	29¾	44	20½	17¼	22¾	70	29.4
-------------------	------	-----	-----	-----	----	-----	-----	-----	----	------


WS
Description


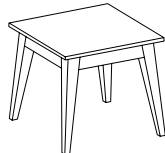
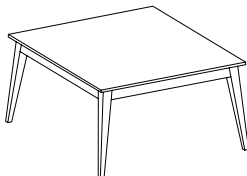
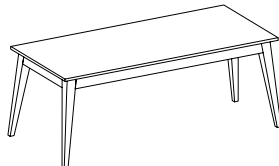


- Wall-Saver Design
- Standard with: Nylon Glides
- Available with Contrasting Upholstery ([See Details](#))

Must Specify (in this order):

Model #
Finish
Primary Upholstery
Accent Upholstery
Glide

List Price/Grade	Yards	COM/1	2	3	4	5	6	7	8	9	10	L1	L2
Single Upholstery	4.25	\$ 3097	3327	3526	3718	4007	4300	4716	5154	5664	6251	4568	5197
Contrasting Upholstery													
Primary	3.25	\$ 3097	3273	3425	3572	3793	4017	4335	4670	5060	5509	4222	4703
Accent	1.00	\$ 0	54	101	146	214	283	381	484	604	742	346	494

For ordering options, [see overview at the beginning of this section.](#)

Item	Model No.		W	D	H	Ship Wt	Cubic Ft	List Price	
END TABLE  <p><u>Must Specify (in this order):</u> Model # Finish Edge</p>	231-1818ET	Square Edge	18	18	20	18	10.8	Y\$	1507
		Knife Edge						K\$	1928
	Description <ul style="list-style-type: none"> Standard with: 1" Thick Top and Adjustable Glides Specify Square (Y) or Knife (K) Edge (See Edge Details) Ships Fully Assembled 								
SMALL SQUARE COCKTAIL TABLE  <p><u>Must Specify (in this order):</u> Model # Finish Edge</p>	231-2323SCT	Square Edge	23	23	16	21	10.8	Y\$	1541
		Knife Edge						K\$	1974
	Description <ul style="list-style-type: none"> Standard with: 1" Thick Top and Adjustable Glides Specify Square (Y) or Knife (K) Edge (See Edge Details) Ships Fully Assembled 								
SQUARE COCKTAIL TABLE  <p><u>Must Specify (in this order):</u> Model # Finish Edge</p>	231-3535SCT	Square Edge	34 $\frac{7}{8}$	34 $\frac{7}{8}$	16	45	25.7	Y\$	1847
		Knife Edge						K\$	2372
	Description <ul style="list-style-type: none"> Standard with: 1" Thick Top and Adjustable Glides Specify Square (Y) or Knife (K) Edge (See Edge Details) Ships Fully Assembled 								
RECTANGULAR COCKTAIL TABLE  <p><u>Must Specify (in this order):</u> Model # Finish Edge</p>	231-4723RCT	Square Edge	46 $\frac{7}{8}$	23	16	36	23.1	Y\$	1807
		Knife Edge						K\$	2323
	Description <ul style="list-style-type: none"> Standard with: 1" Thick Top and Adjustable Glides Specify Square (Y) or Knife (K) Edge (See Edge Details) Ships Fully Assembled 								
 Square  Knife									

For ordering options, [see overview at the beginning of this section](#)

The perfect companion for traditional casegoods, Cirka creates an enduring style of guest seating for office, lounge, or conference environments. Select caster models for easy mobility.

CONSTRUCTION

- Exposed wood components and chair frame are manufactured using European Beech and are free of spirits, discoloration, pits, shakes, and wormholes
- All chair joints are double-doweled or mortised and tenoned, screwed, and glued for maximum strength and durability
- All seats feature corner blocking
- Frames are individually hand assembled and sanded prior to being finished
- Non-marring nylon glides included in each leg at floor level
- High Grade Polyurethane Foam, 1¾" thick in the seat and 2" thick in the back
- Textiles are sewn with double stitch seams
- High quality resilient sheet webbing ensures a comfortable seating application
- Rated for users up to 275lbs
- Ships fully assembled

HOW TO ORDER EXAMPLE

Model No.	Description	Example
208	Finish	SBP
	Upholstery	Momentum Canter EPU Nimbus
	Nail Trim/Casters	NSLVR
	Glides	FELT

WOOD FINISHES

Indiana Furniture uses a multi-step, hand finishing process on all exposed wood frames.

Chairs feature a catalyzed varnish finish which offers durability, lasting beauty, and resistance to normal wear.

AW	Artisan Walnut	MW	Mahogany Walnut
AS	Asian Night	MAS	Mesa Sunset*
BW	Beigewood*	MTS	Metropolis Sky
BL	Black	MNR	Midnight Run
CO	Columbian Walnut	NTM	Natural Marrone*
DC	Dark Cherry	ORW	Oak Riftwood*
DFW	Dark Forest Walnut*	PNW	Pinnacle Walnut
WH	Designer White	PTK	Portico Teak*
EF	Espresso	RC	River Cherry*
FO	Fawn Oak*	SCH	Select Cherry
FLW	Florence Walnut*	SPW	Sepia Walnut*
GC	Golden Cherry	SKC	Shaker Cherry
HVM	Harvest Maple*	SBP	Smoky Brown Pear*
HW	Harvest Walnut	TK	Studio Teak
HNW	Henna Walnut	SM	Sugar Maple
KHE	Kirsche	WTA	Weathered Ash*
LW	Legacy Walnut	WNB	White Nebbia
		WC	Williamsburg Cherry

* Finish is Low Sheen

UPHOLSTERY OPTIONS

Available in single upholstery in a wide variety of graded-in or contract options, including fabric, vinyl, and leather.

NAIL TRIM

NABRS	Brass Nail Trim	STD
NSLVR	Silver Nail Trim	\$ N/C
NONT	No Nail Trim	\$ N/C

CASTER OPTIONS (IF APPLICABLE)

BRCS	Brass Hooded Casters	STD
BLCS	Black Hooded Casters	\$ N/C
SLCS	Silver Hooded Casters	\$ N/C

GLIDE OPTIONS (IF APPLICABLE)

STD	Nylon Glides	STD
FELT	Felt Glides	\$ N/C

CERTIFICATIONS & COMPLIANCE

- CAL 117-2013 Compliance
- Intertek Sustainability Certified
- BIFMA level® Certified
- BIFMA Compliant® Certified
- TSCA Title VI (CARB) Compliance
- Contributes to LEED®, Green Globes®, and WELL® Sustainable Programs

STATEMENT OF LINE



Half Barrel
Back Guest: **206**
([See Details](#))



Half Barrel Back
on Casters: **208**
([See Details](#))



Half Back Guest: **226**
([See Details](#))



Half Back Guest
on Casters: **228**
([See Details](#))

Item	Model No.	Chair Width	Chair Depth	Chair Height	Seat Width	Seat Depth	Seat Height	Arm Height	Ship Wt	Cubic Ft
HALF UPHOLSTERED BARREL BACK GUEST	206	25	23	30	18	18½	17	25	30	16.9



Must Specify (in this order):

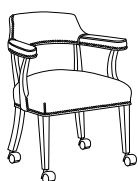
Model #
Finish
Upholstery
Nail Trim Color
Glide

Description

- Standard with: Brass Nail Trim
- Optional Silver Nail Trim ([See Options](#))

List Price/Grade	Yards	COM/1	2	3	4	5	6	7	8	9	10	L1	L2
Single Upholstery	1.75	\$ 2010	2105	2187	2266	2385	2505	2677	2857	3067	3309	2616	2875

HALF UPHOLSTERED BARREL BACK WITH CASTERS	208	25	23	30	18	18½	17	26¾	30	16.9
---	-----	----	----	----	----	-----	----	-----	----	------



Must Specify (in this order):

Model #
Finish
Upholstery
Nail Trim
Caster

Description

- Standard with: Brass Nail Trim and Brass Hooded Dual Wheel Hard Casters Standard
- Optional Silver Nail Trim and Additional Caster Options ([See Options](#))
- Not Recommended for Use with Conference Tables

List Price/Grade	Yards	COM/1	2	3	4	5	6	7	8	9	10	L1	L2
Single Upholstery	1.75	\$ 2159	2254	2336	2415	2534	2654	2826	3006	3216	3458	2765	3024

HALF UPHOLSTERED BACK GUEST	226	24	23½	30	18	18	18	24½	30	16.9
-----------------------------	-----	----	-----	----	----	----	----	-----	----	------



Must Specify (in this order):

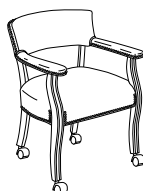
Model #
Finish
Upholstery
Nail Trim Color
Glide

Description

- Standard with: Brass Nail Trim
- Optional Silver Nail Trim ([See Options](#))

List Price/Grade	Yards	COM/1	2	3	4	5	6	7	8	9	10	L1	L2
Single Upholstery	2.00	\$ 1480	1588	1682	1772	1908	2046	2242	2448	2688	2964	2172	2468

HALF UPHOLSTERED BACK WITH CASTERS	228	24	23½	30	18	18	18	25½	30	16.9
------------------------------------	-----	----	-----	----	----	----	----	-----	----	------



Must Specify (in this order):

Model #
Finish
Upholstery
Nail Trim
Caster

Description

- Standard with: Brass Nail Trim and Brass Hooded Dual Wheel Hard Casters Standard
- Optional Silver Nail Trim and Additional Caster Options ([See Options](#))
- Not Recommended for Use with Conference Tables

List Price/Grade	Yards	COM/1	2	3	4	5	6	7	8	9	10	L1	L2
Single Upholstery	2.00	\$ 1522	1630	1724	1814	1950	2088	2284	2490	2730	3006	2214	2510

For ordering options, [see overview at the beginning of this section.](#)

For private office, conference, or in an open collaborative space, Clutch is designed to fit your exact need. Choose the height that fits the environment, the arm that supports the task, and the base that works best for the project. Contoured lumbar support and flexible suspension provide all day comfort. A selection of arm, base and back styles offer the right adjustment. Spec the appropriate final touches for highbrow environments or scale for casual office settings.

CONSTRUCTION

- Backs are formed with a steel tubular frame
- Seats are manufactured of plywood
- 3/8" diameter bolts fasten back to seat
- High Grade Polyurethane Foam, 3" thick in the seat and 1" thick in the back; seat polyurethane is a molded fabrication and is highly resilient
- Contoured seat with waterfall edge for ergonomic comfort
- Textiles are sewn with double stitch seams
- Rated for users up to 275lbs
- Ships fully assembled

HOW TO ORDER EXAMPLE

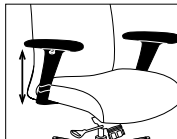
Model No.	Description	Example
584	Arm	FAL1
	Control	ST
	Base	ALM Base
	Caster	BHC
	Upholstery	UF Brisa Original Sand

ARM OPTIONS


NO ARM	Armless	\$ -143
ABT2	Black Height Adjustable T	\$ STD
ABT2W	Black Height and Width Adjustable T	\$ 174
FAL1	Aluminum Fixed Loop	\$ 239
FPU1	Black Fixed Loop	\$ 152



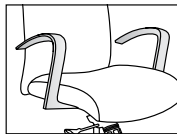
ARMLESS



ABT2



ABT2W



FAL1



FPU1

CONTROL OPTIONS

SW	Swivel Tilt Control	STD
KT	Knee Tilt Control	\$ 101
ST	Synchro Tilt Control	\$ 149
SS	Synchro Tilt Control with Seat Slider	\$ 183

BASE OPTIONS

BLK BASE	Black Nylon Base	STD
ALM BASE	Polished Aluminum Base	\$ 121
AS POWD	Powder-Coated Silver Base	\$ 195

CASTER OPTIONS

BCC	Black Dual Wheel Carpet Caster	STD
BHC	Black Soft Caster for Hard Surfaces	N/C
BG	Black Glides for All Surfaces	N/C
CHRC	Chrome-Rimmed Hard Surface Caster with Roll Control	\$ 417

UPHOLSTERY OPTIONS

Available in single upholstery in a wide variety of graded-in or contract options, including fabric, vinyl, and leather.

CERTIFICATIONS & COMPLIANCE

- CAL 117-2013 Compliance
- Intertek Sustainability Certified
- BIFMA level® Certified
- BIFMA Compliant® Certified
- TSCA Title VI (CARB) Compliance
- Contributes to LEED®, Green Globes®, and WELL® Sustainable Programs

STATEMENT OF LINE



High Back:
583
([See Details](#))



High Back:
584
([See Details](#))



Mid Back:
581
([See Details](#))



Mid Back:
582
([See Details](#))

Item	Model No.	Chair Width	Chair Depth	Chair Height	Seat Width	Seat Depth	Seat Height	Arm Height	Ship Wt	Cubic Ft
HIGH BACK SWIVEL WITH NO BACK STITCHING	583									
	Swivel Tilt Control (SW)	26	26	43½-48¼	20½	19	17¾-22½	-	46	20
	with FAL1 or FPU1 Arm							27¼-32		
	with ABT2 or ABT2W Arm							25¼-34		
	Knee Tilt Control (KT)	26	26	43½-48¼	20½	19	18¾-23½	-	46	20
	with FAL1 or FPU1 Arm							28-32¾		
	with ABT2 or ABT2W Arm							26-34¾		
	Synchro Tilt Control (ST) or Synchro Tilt with Seat Slider Control (SS)	26	26	45¾-50½	20½	19	20-24¾	-	46	20
	with FAL1 or FPU1 Arm							29½-34¼		
	with ABT2 or ABT2W Arm							27½-36¼		



Must Specify (in this order):

Model #
Arm
Control
Base
Casters
Upholstery

Description

- Standard with: Swivel Tilt Control with Adjustable Tension (SW); Pneumatic Height Adjustment, 5-Star Base Fiberglass Reinforced Nylon Base (BLK BASE), Black Height Adjustable T-Arm (ABT2), and Black Dual Wheel Carpet Casters (BCC)
- Features Clean Back Front with No Stitching
- Ergonomic Curved Back Provides Lumbar Support and Promotes Circulation
- Specify [Arm Option](#), [Control Option](#), [Base Option](#), and [Caster Option](#)

List Price/Grade	Yards	COM/1	2	3	4	5	6	7	8	9	10	L1	L2
Upholstery	2.25	\$ 1903	2025	2130	2232	2385	2540	2760	2992	3262	3573	2682	3015

HIGH BACK SWIVEL WITH BACK STITCHING	584												
	Swivel Tilt Control (SW)	26	26	43½-48¼	20½	19	17¾-22½	-	46	20			
	with FAL1 or FPU1 Arm								27¼-32				
	with ABT2 or ABT2W Arm								25¼-34				
	Knee Tilt Control (KT)	26	26	43½-48¼	20½	19	18¾-23½	-	46	20			
	with FAL1 or FPU1 Arm								28-32¾				
	with ABT2 or ABT2W Arm								26-34¾				
	Synchro Tilt Control (ST) or Synchro Tilt with Seat Slider Control (SS)	26	26	45¾-50½	20½	19	20-24¾	-	46	20			
	with FAL1 or FPU1 Arm								29½-34¼				
	with ABT2 or ABT2W Arm								27½-36¼				



Must Specify (in this order):

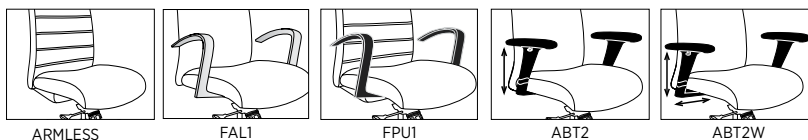
Model #
Arm
Control Option
Base
Casters
Upholstery

Description


- Standard with: Five (5) Double Stitch Design on Front of Back, Swivel Tilt Control with Adjustable Tension (SW); Pneumatic Height Adjustment, 5-Star Base Fiberglass Reinforced Nylon Base (BLK BASE), Black Height Adjustable T-Arm (ABT2), and Black Dual Wheel Carpet Casters (BCC)
- Ergonomic Curved Back Provides Lumbar Support and Promotes Circulation
- Specify [Arm Option](#), [Control Option](#), [Base Option](#), and [Caster Option](#)

List Price/Grade	Yards	COM/1	2	3	4	5	6	7	8	9	10	L1	L2
Upholstery	2.25	\$ 2015	2137	2242	2344	2497	2652	2872	3104	3374	3685	2794	3127

Clutch Arm Options ([See Details and Pricing](#))



For ordering options, [see overview at the beginning of this section.](#)

Item	Model No.	Chair Width	Chair Depth	Chair Height	Seat Width	Seat Depth	Seat Height	Arm Height	Ship Wt	Cubic Ft
MID BACK SWIVEL WITH NO BACK STITCHING 	581									
	Swivel Tilt Control (SW)	26	26	37¼-42½	20½	19	17¾-22½	-	46	20
	with FAL1 or FPU1 Arm							27¼-32		
	with ABT2 or ABT2W Arm							25¼-34		
	Knee Tilt Control (KT)	26	26	37¼-42½	20½	19	18¾-23½	-	46	20
	with FAL1 or FPU1 Arm							28-32¾		
	with ABT2 or ABT2W Arm							26-34¾		
	Synchro Tilt Control (ST) or Synchro Tilt with Seat Slider Control (SS)	26	26	40-44¾	20½	19	20-24¾	-	46	20
	with FAL1 or FPU1 Arm							29½-34¼		
	with ABT2 or ABT2W Arm							27½-36¼		


Must Specify (in this order):

Model #
Arm
Control Option
Base
Casters
Upholstery

Description

- Standard with: Swivel Tilt Control with Adjustable Tension (SW); Pneumatic Height Adjustment, 5-Star Base Fiberglass Reinforced Nylon Base (BLK BASE), Black Height Adjustable T-Arm (ABT2), and Black Dual Wheel Carpet Casters (BCC)
- Features Clean Back Front with No Stitching
- Ergonomic Curved Back Provides Lumbar Support and Promotes Circulation
- Specify [Arm Option](#), [Control Option](#), [Base Option](#), and [Caster Option](#)

List Price/Grade	Yards	COM/1	2	3	4	5	6	7	8	9	10	L1	L2
Upholstery	1.50	\$ 1681	1762	1833	1900	2002	2106	2253	2407	2587	2794	2200	2422

MID BACK SWIVEL WITH BACK STITCHING 	582												
	Swivel Tilt Control (SW)	26	26	37¼-42½	20½	19	17¾-22½	-	46	20			
	with FAL1 or FPU1 Arm								27¼-32				
	with ABT2 or ABT2W Arm								25¼-34				
	Knee Tilt Control (KT)	26	26	37¼-42½	20½	19	18¾-23½	-	46	20			
	with FAL1 or FPU1 Arm								28-32¾				
	with ABT2 or ABT2W Arm								26-34¾				
	Synchro Tilt Control (ST) or Synchro Tilt with Seat Slider Control (SS)	26	26	40-44¾	20½	19	20-24¾	-	46	20			
	with FAL1 or FPU1 Arm								29½-34¼				
	with ABT2 or ABT2W Arm								27½-36¼				

Must Specify (in this order):

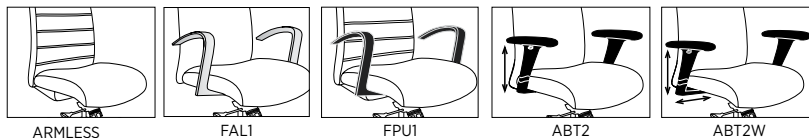
Model #
Arm
Control Option
Base
Casters
Upholstery

Description

- Standard with: Five (5) Double Stitch Design on Front of Back, Swivel Tilt Control with Adjustable Tension (SW); Pneumatic Height Adjustment, 5-Star Base Fiberglass Reinforced Nylon Base (BLK BASE), Black Height Adjustable T-Arm (ABT2), and Black Dual Wheel Carpet Casters (BCC)
- Ergonomic Curved Back Provides Lumbar Support and Promotes Circulation
- Specify [Arm Option](#), [Control Option](#), [Base Option](#), and [Caster Option](#)

List Price/Grade	Yards	COM/1	2	3	4	5	6	7	8	9	10	L1	L2
Upholstery	1.50	\$ 1793	1874	1945	2012	2114	2218	2365	2519	2699	2906	2312	2534

Clutch Arm Options ([See Details and Pricing](#))



For ordering options, [see overview at the beginning of this section](#).

The Dab collection of multi-purpose, stackable seating offers a broad range of functionality and style and is ideal for personal and shared offices, teaming and collaborative areas, training and learning spaces, meeting and huddle rooms, break rooms and cafés, and so much more. With upholstery, mesh, and poly options for seats and backs, as well as armless models, tasking options, and ganging brackets, this line has what it takes to bring a variety of spaces to life.

CONSTRUCTION

- All seats and backs are 0.2" thick mold-injected plastic polypropylene made from 70% recycled material
- Upholstered seats feature 1" thick high grade polyurethane foam
- Upholstered backs have ½" high grade polyurethane foam
- Black mesh backs are made of woven polypropylene
- Powder coated steel leg frames are ¾" diameter and available in black or aluminum
- Chairs without casters include black non-leveling plastic glides; chairs with casters feature 60mm black soft wheels for hard surfaces
- Gang black plastic arm and armless models together with the black steel ganging bracket; We advise against combining chairs with casters and glides
- Ships fully assembled
- Rated for up to 275lbs

MORE THAN JUST A GREAT CHAIR

Dab is more than just a great chair. By using recycled content, this chair is all about being sustainable and reducing our carbon footprint. And with every Dab chair ordered, we will donate a percentage of the sales to The Common Thread for The Cure, a foundation dedicated to the battle against breast cancer.

Extend the generosity even further by exploring a variety of patterns from Mayer Fabrics and Momentum Textiles & Wall Coverings, both have partnered with The Common Thread For The Cure to offer donations from specific patterns, allowing Dab to contribute even more to the cause.



HOW TO ORDER EXAMPLES

UPHOLSTERED SEAT AND BACK MODELS

Model No.	Description	Example
900U	Primary Upholstery	Mayer Editor Blush
	Accent Upholstery	Mayer Crazy Quilt Magenta
	Leg Frame Color	BLK

UPHOLSTERED SEAT WITH MESH BACK MODELS

Model No.	Description	Example
910M	Seat Upholstery	Momentum Silica Jewel
	Leg Frame Color	ALUM

POLY SEAT AND BACK MODELS

Model No.	Description	Example
908P	Leg Frame Color	BLK

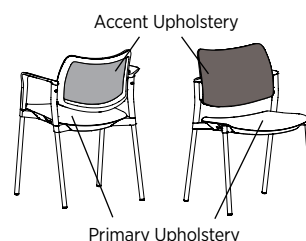
UPHOLSTERY OPTIONS

Available in single or contrasting upholsteries in a wide variety of graded-in or contract options, including fabric, vinyl, and leather.

Single Upholstery



Contrasting Upholstery



LEG FRAME COLOR OPTIONS


- BLK Black
ALUM Aluminum



CERTIFICATIONS & COMPLIANCE

- Intertek Indoor Air Quality Certified
- BIFMA level® Certified
- BIFMA Compliant® Certified
- TSCA Title VI (CARB) Compliance
- Contributes to LEED®, Green Globes®, and WELL® Sustainable Programs

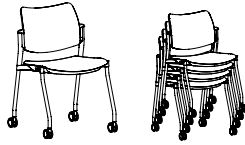




Upholstered Seat and
Back Armless:

900U

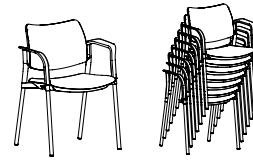
[\(See Details\)](#)



Upholstered Seat and
Back Armless with Casters:

908U

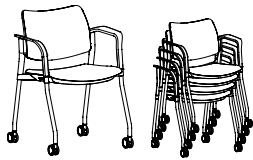
[\(See Details\)](#)



Upholstered Seat and
Back with Arms:

910U


[\(See Details\)](#)



Upholstered Seat and Back
with Arms and Casters:

918U

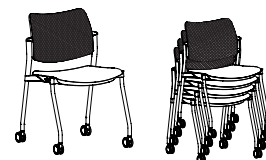
[\(See Details\)](#)



Upholstered Seat and
Mesh Back Armless:

900M

[\(See Details\)](#)



Upholstered Seat and Mesh
Back Armless with Casters:

908M

[\(See Details\)](#)



Upholstered Seat and Mesh
Back with Arms:

910M


[\(See Details\)](#)



Upholstered Seat and
Mesh Back with Arms
and Casters:

918M

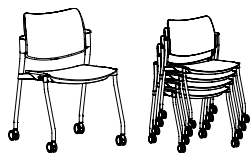
[\(See Details\)](#)



Poly Seat and Back
Armless:

900P

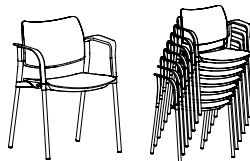
[\(See Details\)](#)



Poly Seat and Back
Armless with Casters:

908P

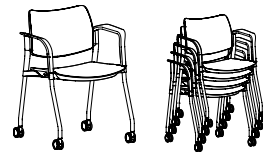
[\(See Details\)](#)



Poly Seat and Back
with Arms:

910P

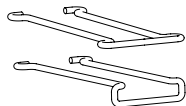
[\(See Details\)](#)



Poly Seat and Back with
Arms and Casters:

918P

[\(See Details\)](#)




Ganging Bracket:

910-000GB

[\(See Details\)](#)



Item	Model No.	Chair Width	Chair Depth	Chair Height	Seat Width	Seat Depth	Seat Height	Arm Height	Ship Wt	Cubic Ft
UPHOLSTERED SEAT AND BACK ARMLESS	900U	21	22	32	17	17½	18½	-	14	10.1



Must Specify (in this order):


Model #
Primary Upholstery
Accent Upholstery
Leg Frame Color

Description

- Upholstered Seat and Back with Black Non-Leveling Plastic Glides
- Available with Contrasting Upholstery on Seat and Back; [See Upholstery Options](#)
- Must Specify Frame Color; Black (BLK) or Aluminum (ALUM)
- Easily Gang Chairs Together; Ganging Bracket Sold Separately, [See Unit](#)
- Stacks Up to Seven (7) High; Stacking Height: 49¼"H and Stacking Depth: 34½"D
- Rated For Users Up To 275lbs

List Price/Grade	COM	1	2	3	4	5	6	7	8	9	10	L1	L2
Single Upholstery	1.00 \$	647	701	748	793	861	930	1028	1131	1251	1389	993	1141
Contrasting Upholstery													
Primary	0.75 \$	671	712	747	781	832	883	957	1034	1124	1228	931	1042
Accent	0.75 \$	0	41	76	110	161	212	286	363	453	557	260	371

UPHOLSTERED SEAT AND BACK ARMLESS WITH CASTERS	908U	21	22	32	17	17½	18½	-	14	10.1
--	------	----	----	----	----	-----	-----	---	----	------



Must Specify (in this order):

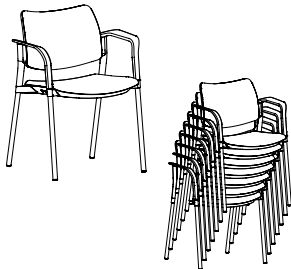
Model #
Primary Upholstery
Accent Upholstery
Leg Frame Color

Description

- Upholstered Seat and Back with 60mm Black Soft Wheel Casters
- Available with Contrasting Upholstery on Seat and Back; [See Upholstery Options](#)
- Specify Frame Color; Black (BLK) or Aluminum (ALUM)
- Easily Gang Chairs Together; Ganging Bracket Sold Separately, [See Unit](#)
- Caster Units Stack Up to Four (4) High; Stacking Height: 40½"H and Stacking Depth: 30"D
- Rated For Users Up To 275lbs

List Price/Grade	COM	1	2	3	4	5	6	7	8	9	10	L1	L2
Single Upholstery	1.00 \$	708	762	809	854	922	991	1089	1192	1312	1450	1054	1202
Contrasting Upholstery													
Primary	0.75 \$	732	773	808	842	893	944	1018	1095	1185	1289	992	1103
Accent	0.75 \$	0	41	76	110	161	212	286	363	453	557	260	371

UPHOLSTERED SEAT AND BACK WITH ARMS	910U	24	22	32	17	17½	18½	27¼	16	10.1
-------------------------------------	------	----	----	----	----	-----	-----	-----	----	------



Must Specify (in this order):

Model #
Primary Upholstery
Accent Upholstery
Leg Frame Color

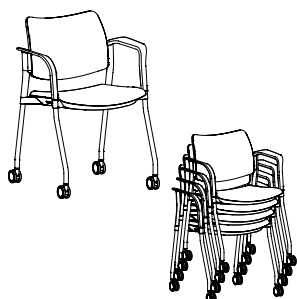
Description

- Upholstered Seat and Back with Black Plastic Arms and Black Non-Leveling Plastic Glides
- Available with Contrasting Upholstery on Seat and Back; [See Upholstery Options](#)
- Specify Frame Color; Black (BLK) or Aluminum (ALUM)
- Easily Gang Chairs Together; Ganging Bracket Sold Separately, [See Unit](#)
- Stacks Up to Seven (7) High; Stacking Height: 49¼"H and Stacking Depth: 34½"D
- Rated For Users Up To 275lbs

List Price/Grade	COM	1	2	3	4	5	6	7	8	9	10	L1	L2
Single Upholstery	1.00 \$	686	740	787	832	900	969	1067	1170	1290	1428	1032	1180
Contrasting Upholstery													
Primary	0.75 \$	710	751	786	820	871	922	996	1073	1163	1267	970	1081
Accent	0.75 \$	0	41	76	110	161	212	286	363	453	557	260	371

For ordering options, [see overview at the beginning of this section.](#)

Item	Model No.	Chair Width	Chair Depth	Chair Height	Seat Width	Seat Depth	Seat Height	Arm Height	Ship Wt	Cubic Ft
UPHOLSTERED SEAT AND BACK WITH ARMS AND CASTERS	918U	24	22	32	17	17½	18½	27¼	16	10.1



Must Specify (in this order):


Model #
Primary Upholstery
Accent Upholstery
Leg Frame Color

Description

- Upholstered Seat and Back with Black Plastic Arms and 60mm Black Soft Wheel Casters
- Available with Contrasting Upholstery on Seat and Back; [See Upholstery Options](#)
- Specify Frame Color; Black (BLK) or Aluminum (ALUM)
- Easily Gang Chairs Together; Ganging Bracket Sold Separately, [See Unit](#)
- Caster Units Stack Up to Four (4) High; Stacking Height: 40½"H and Stacking Depth: 30"D
- Rated For Users Up To 275lbs

List Price/Grade	COM	1	2	3	4	5	6	7	8	9	10	L1	L2
Single Upholstery	1.00 \$	748	802	849	894	962	1031	1129	1232	1352	1490	1094	1242
Contrasting Upholstery													
Primary	0.75 \$	772	813	848	882	933	984	1058	1135	1225	1329	1032	1143
Accent	0.75 \$	0	41	76	110	161	212	286	363	453	557	260	371

UPHOLSTERED SEAT AND BLACK MESH BACK ARMLESS	900M	21	22	32	17	17½	18½	-	13	10.1
--	------	----	----	----	----	-----	-----	---	----	------



Must Specify (in this order):

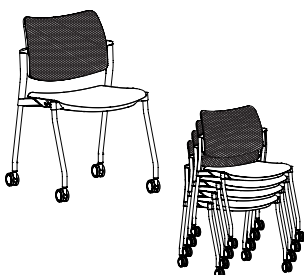
Model #
Seat Upholstery
Leg Frame Color

Description

- Upholstered Seat with Black Mesh Back and Black Non-Leveling Plastic Glides
- Specify Frame Color; Black (BLK) or Aluminum (ALUM)
- Easily Gang Chairs Together; Ganging Bracket Sold Separately, [See Unit](#)
- Stacks Up to Seven (7) High; Stacking Height: 49¼"H and Stacking Depth: 34½"D
- Rated For Users Up To 275lbs

List Price/Grade	COM	1	2	3	4	5	6	7	8	9	10	L1	L2
Seat Upholstery	0.75 \$	527	568	603	637	688	739	813	890	980	1084	787	898

UPHOLSTERED SEAT AND BLACK MESH BACK ARMLESS WITH CASTERS	908M	21	22	32	17	17½	18½	-	13	10.1
---	------	----	----	----	----	-----	-----	---	----	------



Must Specify (in this order):

Model #
Seat Upholstery
Leg Frame Color


Description

- Upholstered Seat with Black Mesh Back and 60mm Black Soft Wheel Casters
- Specify Frame Color; Black (BLK) or Aluminum (ALUM)
- Easily Gang Chairs Together; Ganging Bracket Sold Separately, [See Unit](#)
- Caster Units Stack Up to Four (4) High; Stacking Height: 40½"H and Stacking Depth: 30"D
- Rated For Users Up To 275lbs

List Price/Grade	COM	1	2	3	4	5	6	7	8	9	10	L1	L2
Seat Upholstery	0.75 \$	589	630	665	699	750	801	875	952	1042	1146	849	960

For ordering options, [see overview at the beginning of this section.](#)

Item	Model No.	Chair Width	Chair Depth	Chair Height	Seat Width	Seat Depth	Seat Height	Arm Height	Ship Wt	Cubic Ft
UPHOLSTERED SEAT AND BLACK MESH BACK WITH ARMS	910M	24	22	32	17	17½	18½	27¼	15	10.1

**Description**

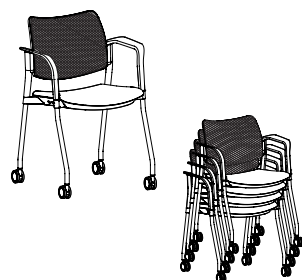
- Upholstered Seat with Black Mesh Back, Black Plastic Arms and Black Non-Leveling Plastic Glides
- Specify Frame Color; Black (BLK) or Aluminum (ALUM)
- Easily Gang Chairs Together; Ganging Bracket Sold Separately, [See Unit](#)
- Stacks Up to Seven (7) High: 49¼"H and Stacking Depth: 34½"D
- Rated For Users Up To 275lbs

List Price/Grade	COM	1	2	3	4	5	6	7	8	9	10	L1	L2
Seat Upholstery	0.75 \$	567	608	643	677	728	779	853	930	1020	1124	827	938

Must Specify (in this order):

Model #
Seat Upholstery
Leg Frame Color

UPHOLSTERED SEAT AND BLACK MESH BACK WITH ARMS AND CASTERS	918M	24	22	32	17	17½	18½	27¼	15	10.1
--	------	----	----	----	----	-----	-----	-----	----	------

**Description**

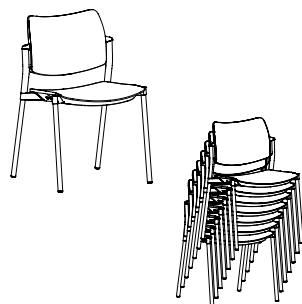
- Upholstered Seat with Black Mesh Back, Black Plastic Arms and 60mm Black Soft Wheel Casters
- Specify Frame Color; Black (BLK) or Aluminum (ALUM)
- Easily Gang Chairs Together; Ganging Bracket Sold Separately, [See Unit](#)
- Castor Units Stack Up to Four (4) High; Stacking Height: 40½"H and Stacking Depth: 30"D
- Rated For Users Up To 275lbs

List Price/Grade	COM	1	2	3	4	5	6	7	8	9	10	L1	L2
Single Upholstery	0.75	629	670	705	739	790	841	629	992	1082	1186	889	1000

Must Specify (in this order):

Model #
Seat Upholstery
Leg Frame Color

Item	Model No.	Chair Width	Chair Depth	Chair Height	Seat Width	Seat Depth	Seat Height	Ship Wt	Cubic Ft	List Price
ARMLESS WITH POLY SEAT AND BACK	900P	21	22	32	17	17½	18½	13	10.1	\$ 363

**Description**

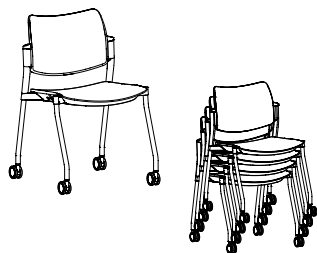
- Black Poly Seat and Back with Black Non-Leveling Plastic Glides
- Specify Frame Color; Black (BLK) or Aluminum (ALUM)
- Easily Gang Chairs Together; Ganging Bracket Sold Separately, [See Unit](#)
- Stacks Up to Seven (7) High; Stacking Height: 49"H and Stacking Depth: 34½"D
- Rated For Users Up To 275lbs

Must Specify (in this order):

Model #
Leg Frame Color

For ordering options, [see overview at the beginning of this section.](#)

Item	Model No.	Chair Width	Chair Depth	Chair Height	Seat Width	Seat Depth	Seat Height	Arm Height	Ship Wt	Cubic Ft	List Price
ARMLESS WITH POLY SEAT AND BACK WITH CASTERS	908P	21	22	32	17	17½	18½	-	13	10.1	\$ 424

**Description**


- Black Poly Seat and Back with 60mm Black Soft Wheel Casters
- Specify Frame Color; Black (BLK) or Aluminum (ALUM)
- Easily Gang Chairs Together; Ganging Bracket Sold Separately, See Unit Below
- Stacks Up to Four (4) High; Stacking Height: 40"H and Stacking Depth: 29¼"D
- Rated For Users Up To 275lbs

Must Specify (in this order):

Model #

Leg Frame Color

POLY SEAT AND BACK WITH ARMS	910P	24	22	32	17	17½	18½	27¼	15	10.1	\$ 402
------------------------------	------	----	----	----	----	-----	-----	-----	----	------	--------

**Description**

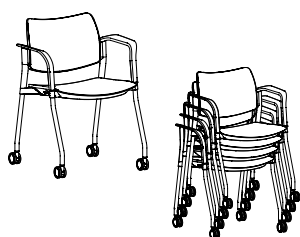
- Black Poly Seat and Back with Black Plastic Arms and Black Non-Leveling Plastic Glides
- Specify Frame Color; Black (BLK) or Aluminum (ALUM)
- Easily Gang Chairs Together; Ganging Bracket Sold Separately, See Unit Below
- Stacks Up to Seven (7) High; Stacking Height: 49"H and Stacking Depth: 34½"D
- Rated For Users Up To 275lbs

Must Specify (in this order):

Model #

Leg Frame Color

POLY SEAT AND BACK WITH ARMS AND CASTERS	918P	24	22	32	17	17½	18½	27¼	15	10.1	\$ 464
--	------	----	----	----	----	-----	-----	-----	----	------	--------

**Description**

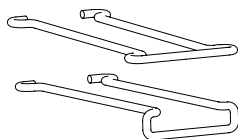
- Black Poly Seat and Back with Black Plastic Arms and 60mm Black Soft Wheel Casters
- Specify Frame Color; Black (BLK) or Aluminum (ALUM)
- Easily Gang Chairs Together; Ganging Bracket Sold Separately, See Unit Below
- Stacks Up to Four (4) High; Stacking Height: 40"H and Stacking Depth: 29¼"D
- Rated For Users Up To 275lbs

Must Specify (in this order):

Model #

Leg Frame Color

Item	Model No.	Width	Depth	Height	Ship Wt	Cubic Ft	List Price
GANGING BRACKET	910-000GB	7	3½	1	0.5	3	\$ 56

**Description**

- Black ¼" Steel Ganging Bracket
- When Armed Chairs are Ganged Together, Arms are ⅜" Apart and Frames are 3¼" Apart
- When Armless Chairs are Ganged Together, Frames are 1" Apart

For ordering options, [see overview at the beginning of this section.](#)

Clean lines, five back styles, and beautiful hardwood frames form a versatile collection of guest seating to outfit any environment. From contemporary to traditional, corporate to healthcare, Delphi adds style without sacrificing comfort. The ability to mix and match back styles gives you design freedom to create the perfect look, and provide lasting comfort, for a diverse range of users.

CONSTRUCTION

- Exposed wood components are manufactured using European Beech and are free of spirits, discoloration, pits, shakes, and wormholes
- All chair joints are double-doweled or mortised and tenoned, screwed, and glued for maximum strength and durability
- Frames are individually hand assembled and sanded prior to being finished
- Non-marring nylon glides included in each leg at floor level
- High Grade Polyurethane Foam, 1½" thick in the seat and back
- High quality resilient sheet webbing ensures a comfortable seating application
- Standard units support users up to 275lbs
- Ships fully assembled

HOW TO ORDER EXAMPLE

Model No.	Description	Example
266	Finish	WTA
	Primary Upholstery	Momentum Graph Alpine
	Accent Upholstery	Momentum Boom II Pewter
	Glides	STD

WOOD FINISHES

Indiana Furniture uses a multi-step, hand finishing process on all exposed wood frames.

Chairs feature a catalyzed varnish finish which offers durability, lasting beauty, and resistance to normal wear.


AW	Artisan Walnut	MW	Mahogany Walnut
AS	Asian Night	MAS	Mesa Sunset*
BW	Beigewood*	MTS	Metropolis Sky
BL	Black	MNR	Midnight Run
CO	Columbian Walnut	NTM	Natural Marrone*
DC	Dark Cherry	ORW	Oak Riftwood*
DFW	Dark Forest Walnut*	PNW	Pinnacle Walnut
WH	Designer White	PTK	Portico Teak*
EF	Espresso	RC	River Cherry*
FO	Fawn Oak*	SCH	Select Cherry
FLW	Florence Walnut*	SPW	Sepia Walnut*
GC	Golden Cherry	SKC	Shaker Cherry
HVM	Harvest Maple*	SBP	Smoky Brown Pear*
HW	Harvest Walnut	TK	Studio Teak
HNW	Henna Walnut	SM	Sugar Maple
KHE	Kirsche	WTA	Weathered Ash*
LW	Legacy Walnut	WNB	White Nebbia
		WC	Williamsburg Cherry

* Finish is Low Sheen

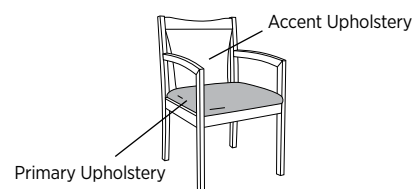
UPHOLSTERY OPTIONS

Available in single or contrasting upholsteries in a wide variety of graded-in or contract options, including fabric, vinyl, and leather.

Single Upholstery



Contrasting Upholstery




GLIDE OPTIONS

STD	Nylon Glides	STD
FELT	Felt Glides	\$ N/C

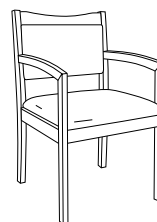
CERTIFICATIONS

- CAL 117-2013 Compliance
- Intertek Sustainability Certified
- BIFMA level® Certified
- BIFMA Compliant® Certified
- TSCA Title VI (CARB) Compliance
- Contributes to LEED®, Green Globes®, and WELL® Sustainable Programs


STATEMENT OF LINE



Full Back Guest:
266
([See Details](#))

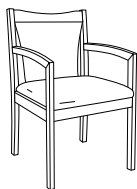


Clean Out Back
Guest: **267**
([See Details](#))



Tapered Slat Back
Guest: **286**
([See Details](#))

Item	Model No.	Chair Width	Chair Depth	Chair Height	Seat Width	Seat Depth	Seat Height	Arm Height	Ship Wt	Cubic Ft
FULL BACK GUEST	266	22	23	34¾	20	18½	18¼	26¾	30	16.9



Must Specify (in this order):

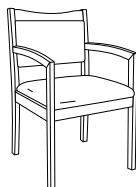
Model #
Finish
Primary Upholstery
Accent Upholstery
Glide

Description

- Available with Contrasting Upholstery ([See Details](#))
- Supports Users Up To 275lbs

List Price/Grade	Yards	COM/1	2	3	4	5	6	7	8	9	10	L1	L2
Single Upholstery	1.50	\$ 1176	1257	1328	1395	1497	1601	1748	1902	2082	2289	1695	1917
Contrasting Upholstery													
Primary	0.75	\$ 1176	1217	1252	1286	1337	1388	1462	1539	1629	1733	1436	1547
Accent	0.75	\$ 0	41	76	110	161	212	286	363	453	557	260	371

CLEAN OUT BACK GUEST	267	22	23	34¾	20	18½	18¼	26¾	30	16.9
----------------------	-----	----	----	-----	----	-----	-----	-----	----	------



Must Specify (in this order):


Model #
Finish
Primary Upholstery
Accent Upholstery
Glide

Description

- Available with Contrasting Upholstery ([See Details](#))
- Supports Users Up To 275lbs

List Price/Grade	Yards	COM/1	2	3	4	5	6	7	8	9	10	L1	L2
Single Upholstery	1.50	\$ 1176	1257	1328	1395	1497	1601	1748	1902	2082	2289	1695	1917
Contrasting Upholstery													
Primary	0.75	\$ 1188	1229	1264	1298	1349	1400	1474	1551	1641	1745	1448	1559
Accent	1.00	\$ 0	54	101	146	214	283	381	484	604	742	346	494

TAPERED SLATE BACK GUEST	286	22	23	34¾	20	18½	18¼	26¾	30	16.9
--------------------------	-----	----	----	-----	----	-----	-----	-----	----	------



Must Specify (in this order):

Model #
Finish
Upholstery
Glide

Description

- Available with Single Upholstery
- Supports Users Up To 275lbs

List Price/Grade	Yards	COM/1	2	3	4	5	6	7	8	9	10	L1	L2
Single Upholstery	0.75	\$ 1121	1162	1197	1231	1282	1333	1407	1484	1574	1678	1381	1492

For ordering options, [see overview at the beginning of this section.](#)

FIFTEEN LOUNGE
LOUNGE + TABLES BY PLEDGE (15 SERIES)

Fifteen Lounge, created by Pledge, is a mix of freestanding and modular components designed to create shared and private moments for a broad range of applications. With the ease and flexibility you desire, Fifteen fits today's needs.

CONSTRUCTION

- Lounge units are manufactured using Red Oak plywood for internal wood components and frame; individually hand assembled with joints mortised and tenoned, screwed, and glued for maximum strength and durability
- High Grade Polyurethane Foam, 2¼" thick in the seat and 1" thick in the back
- Lounge units connect using pre-installed metal ganging brackets (unless otherwise noted)
- View Tables feature square edge profile and are available in Veneer, HPL, and TFL
- Veneer table tops are 1¾" thick with a 3mm veneer edge banding and are made of select-grade sliced Walnut, Cherry, Maple, or composite veneers for maximum grain and color consistency
- HPL tops are 1¾" thick with a 3mm PVC edge bands and TFL tops are 1" thick with a 3mm PVC edge bands; Designer White, Sugar Maple, and Williamsburg Cherry feature ABS edge bands
- Each unit includes non-marring, nylon adjustable glides
- Upholstered units ship fully assembled, while tables require some assembly
- Seating rated for users up to 275lbs per seat

HOW TO ORDER EXAMPLES

LOUNGE

Model No.	QTY	Description	Example
15-11N	1	Primary Upholstery	Mayer Fedora Fawn
		Accent Upholstery	Mayer Fedora Espresso
		Center Panel Designator	NONE
		Power/Color/Location	ECSR

BOOTHES

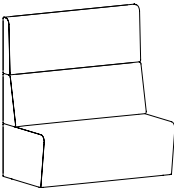
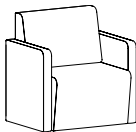
Model No.	QTY	Description	Example
15-11L	1	Primary Upholstery	Architex Hush Ivory
		Accent Upholstery	Architex Catwalk Ritts
		Center Panel Designator	RIGHT
		Power/Color/Location	NONE
15-11R	1	Primary Upholstery	Architex Hush Ivory
		Accent Upholstery	Architex Catwalk Ritts
		Center Panel Designator	LEFT
		Power/Color/Location	NONE
15-DHC85	1	Primary Upholstery	Architex Hush Baltic
		Table Bracket Designator	LR-TBLBKT
		TV Bracket Designator	R-TVBKT
15-E5TV30	2	Finish/Color	SBP
		Leg Color	BLK
		Grommet/Power Location	D950-E
01-DOCK950W	2	Dock 950 Wireless Charger	Dock950, White
01-0603TVBR	1	TV Bracket	

UPHOLSTERY OPTIONS + RECOMMENDATIONS

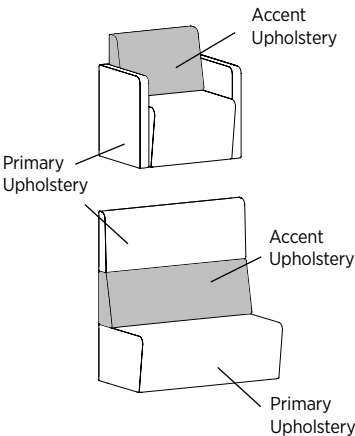
Available in single or contrasting upholsteries in a wide variety of graded-in or contract options, including fabric, vinyl, and leather.

When using contrasting upholstery, note that the Accent Upholstery will be shown on the front and back side of the unit.

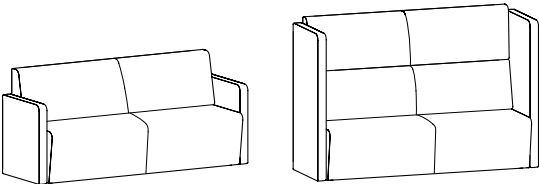
Single Upholstery



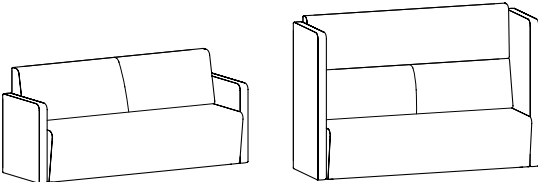
Contrasting Upholstery



Some upholsteries are considered directional, such as stripes, patterns and plaids. Customer may specify how fabric is cut (up the roll or across the roll). If not specified, upholsteries are reviewed by production for the best application. Certain upholsteries may require the pattern to be applied up the roll, which creates additional seams in the seat and backs of select units. When contrasting upholstery is specified and any fabric direction selection is requested or deemed best applied up the roll then all fabric direction selections will be applied up the roll. See the COL/COM Form for additional details.



Additional seams for the three seat models (15-31N, 15-31L/R, 15-31LR, 15-32N, 15-32L/R and 15-32LR) when upholstery is cut up the roll.



Shown with Accent Upholstery cut Up the Roll and applied with the seam. Primary Upholstery cut Across the Roll and applied with no seam. This will apply to 15-31N, 15-31L/R, 15-31LR, 15-32N, 15-32L/R and 15-32LR.

CREATING A BOOTH

At the time of specifying Lounge units, we ask that you also designate whether or not you'll be creating a booth. Please note that some lounge units are not available for use when creating a booth.

To insure all necessary hardware is factory installed when creating a booth:

- Order the correct number of Lounge units to support the Center Panel specified:
 - Single-sided Center Panels require two Lounge units of any combination model/width
 - Dual sided Center Panels require four lounge units in any combination of model/width
- Each Lounge unit specified must indicate which end will connect to the Center Panel. Left end and right end are determined as you are standing looking at the Lounge unit. For example a single-sided Center Panel requires one Lounge unit specified as a left connection and one Lounge unit specified as right connection.
- Tables and TV Brackets must be ordered separately, however, the Center Panel must be ordered with the corresponding options for connection. Please pay close attention to the dual-sided Center Panels and how the options are specified for one or both sides.
- Tables are not freestanding and must be supported by a Center Panel.
- Keep users connected by specifying and ordering power/data units for the Lounge units and Table!

CENTER PANEL DESIGNATORS

Lounge units will be modified to accept Center Panels as specified. We ask that all Lounge units designate if a Center Panel will be used and which side of the unit will need to be attached. Left or Right location is based on facing the Lounge Unit.

Note: Center Panel must be ordered separately.

NONE	No Center Panel
LEFT	Center Panel on Left
RIGHT	Center Panel on Right

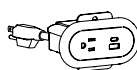
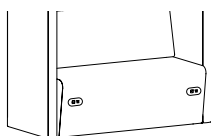
POWER/DATA OPTIONS

Note: Specified by Facing the Pod

Power ports are installed on the front of the unit 11¼" up from glide and 6½" in from the outside of the arm. Armless units have power ports are installed on the front of the unit 11¼" up from glide and 3¾" in from the outside of the unit.

Each Power Port comes with 1 Outlet and 1 USB A+C

KSTFL	Kia Power, Left Port, Storm (1 Unit)	\$ 1007
KSTFR	Kia Power, Right Port, Storm (1 Unit)	\$ 1007
KSTFLR	Kia Power, Left & Right Port, Storm (2 Units)	\$ 2014
KBFL	Kia Power, Left Port, Black (1 Unit)	\$ 1007
KBFR	Kia Power, Right Port, Black (1 Unit)	\$ 1007
KBFLR	Kia Power, Left & Right Port, Black (2 Units)	\$ 2014



Kia Power Unit

Power installed on front left and/or front right

CENTER PANEL TABLE OPTIONS

When ordering a Center Panel, we ask that you also designate whether or not you plan to use a View Table with it. This will ensure that the table attachment bracket and a grommet are factory installed for your convenience.

Note: Table must be ordered separately.

SINGLE-SIDED CENTER PANELS:

NO TBLBKT	No Table Bracket
TBLBKT	Table Bracket

DUAL-SIDED CENTER PANELS:

NO TBLBKT	No Table Bracket
L-TBLBKT	Table Bracket on Left Side
R-TBLBKT	Table Bracket on Right Side
LR-TBLBKT	Table Bracket on Left & Right Sides

CENTER PANEL TV ATTACHMENT OPTIONS

When ordering a High Center Panel, we ask that you also designate whether or not you plan to use a TV with it. This will ensure that the attachment hardware and a grommet are factory installed for your convenience. The Bracket and Grommet are always centered. TV Bracket not available on Low Center Panels.

Note: Actual TV Bracket must be ordered separately.

SINGLE-SIDED CENTER PANELS:

NO TVBKT	No TV Bracket
TVBKT	TV Bracket

DUAL-SIDED CENTER PANELS:

NO TBLBKT	No Table Bracket
L-TBLBKT	Table Bracket on Left Side
R-TBLBKT	Table Bracket on Right Side
LR-TBLBKT	Table Bracket on Left & Right Sides

Note: If you are using a TV Bracket, we do not recommend using a TV larger than 40"

VIEW BOOTH TABLE LEG EDGE PROFILE

Y Square



VENEER (W) TABLE TOP OPTIONS

Tops feature UV Advantage, an ultra-violet finish, on all exposed surfaces by utilizing roll-coat UV technology.

AW	Artisan Walnut	MW	Mahogany Walnut
AS	Asian Night	MAS	Mesa Sunset*
CO	Columbian Walnut	MTS	Metropolis Sky
DC	Dark Cherry	ORW	Oak Riftwood*
DFW	Dark Forest Walnut	PNW	Pinnacle Walnut
EW	Espresso	SCH	Select Cherry
FO	Fawn Oak*	SKC	Shaker Cherry
GC	Golden Cherry	SM	Sugar Maple
HW	Harvest Walnut	WTA	Weathered Ash*
HNW	Henna Walnut	WC	Williamsburg Cherry
LW	Legacy Walnut		

* Finish is Low Sheen

TFL (T) AND HPL (P) LAMINATE TABLE TOP OPTIONS

WOODGRAIN

AS	Asian Night	PTK	Portico Teak
BW	Beigewood	RC	River Cherry
CO	Columbian Walnut	SPW	Sepia Walnut
EF	Espresso	SKC	Shaker Cherry
FLW	Florence Walnut	SBP	Smoky Brown Pear
HVM	Harvest Maple	TK	Studio Teak
KHE	Kirsche	SM	Sugar Maple
MNR	Midnight Run	WTA	Weathered Ash
NTM	Natural Marrone	WNB	White Nebbia
ORW	Oak Riftwood	WC	Williamsburg Cherry
PNW	Pinnacle Walnut		

SOLID

BL	Black	FHG	Fashion Grey
WH	Designer White	SG	Slate Grey

VIEW BOOTH TABLE LEG FINISH OPTIONS

ALUM	Aluminum Leg
BLK	Black Leg
PLAT	Platinum Leg

VIEW BOOTH TABLE POWER/DATA OPTIONS

Grommets are available in View Tables for an upcharge or they may be ordered without grommets (specify NO GROMMET on order).

Power/Data units and Wireless Chargers must be ordered separately and specified with a surface mount location. **Tables 36" deep or less are available with End Location. Multiple locations may be selected (End & Center) on Tables 47" deep or larger.** Only one unit per location.

GROMMET LOCATIONS (Specify Black = BLK or Silver = SLV)

GE	Grommet, End - BLK or SLV	\$	54
GC	Grommet, Center - BLK or SLV	\$	54
GEC	Grommet, End & Center - BLK or SLV	\$	108

VIEW BOOTH TABLE POWER/DATA OPTIONS CONTINUED

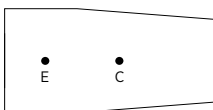
DUO/TRIO BEZEL LOCATIONS

PDC-E	Bezel, End
PDC-C	Bezel, Center
PDC-EC	Bezel, End & Center

DOCK LOCATIONS

D950-E	Dock 950, End
D950-C	Dock 950, Center
D950-EC	Dock 950, End & Center
D150-E	Dock 150, End
D150-C	Dock 150, Center
D150-EC	Dock 150, End & Center

Grommets, Power Units, Dock 950 Wireless Charger, and Dock 150 Wireless & USB Charger may be ordered in non-standard locations. Call Customer Service to assist with specification and/or please attach a drawing to the PO showing the location of the grommet. Note additional charges and lead times may apply.



Power locations for the View Table are End, Center, or End & Center

E = End C = Center EC = End & Center
E = 12" from monitor end
C = Centered

For Additional Power/Data and Wire Management Units [See Accessories](#)

EXAMPLES OF POWER/DATA UNITS (See Additional Units in the Accessories)

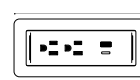
01-DUOBEZELW	Duo Bezel, White, Specify Location	\$	697
01-DUOBEZELB	Duo Bezel, Black, Specify Location	\$	697
01-DUOBEZELS	Duo Bezel, Silver, Specify Location	\$	697
01-TRIOBEZELW	Trio Bezel, White, Specify Location	\$	749
01-TRIOBEZELB	Trio Bezel, Black, Specify Location	\$	749
01-TRIOBEZELS	Trio Bezel, Silver, Specify Location	\$	749
01-DOCK950W	Dock 950 Wireless Charger, White, Specify Location	\$	274
01-DOCK950B	Dock 950 Wireless Charger, Black, Specify Location	\$	274
01-DOCK150W	Dock 150 Wireless & USB Charger, White, Specify Location	\$	418
01-DOCK150B	Dock 150 Wireless & USB Charger, Black, Specify Location	\$	418



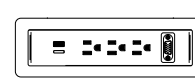
DOCK950



DOCK150



Duo Bezel



Trio Bezel

CERTIFICATIONS & COMPLIANCE

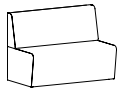
- CAL 117-2013 Compliance
- Intertek Sustainability Certified
- BIFMA level® Certified
- BIFMA Compliant® Certified
- TSCA Title VI (CARB) Compliance
- Contributes to LEED®, Green Globes®, and WELL® Sustainable Programs

FIFTEEN LOUNGE

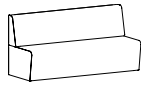
STATEMENT OF LINE



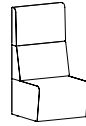
One Seat with Low Back and No Arms:
15-11N
[\(See Details\)](#)



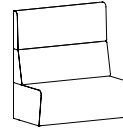
Two Seat with Low Back and No Arms:
15-21N
[\(See Details\)](#)



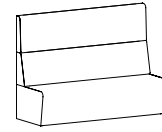
Three Seat with Low Back and No Arms:
15-31N
[\(See Details\)](#)



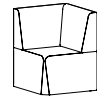
One Seat with High Back and No Arms:
15-12N
[\(See Details\)](#)



Two Seat with High Back and No Arms:
15-22N
[\(See Details\)](#)



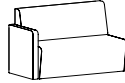
Three Seat with High Back and No Arms:
15-32N
[\(See Details\)](#)



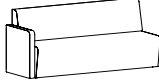
90° Corner with Low Back:
15-11CR
[\(See Details\)](#)



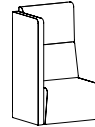
One Seat with Low Back and One Arm:
15-11R (Right)
15-11L (Left)
[\(See Details\)](#)



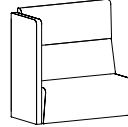
Two Seat with Low Back and One Arm:
15-21R (Right)
15-21L (Left)
[\(See Details\)](#)



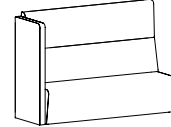
Three Seat with Low Back and One Arm:
15-31R (Right)
15-31L (Left)
[\(See Details\)](#)



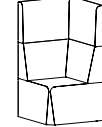
One Seat with High Back and One Arm:
15-12R (Right)
15-12L (Left)
[\(See Details\)](#)



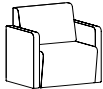
Two Seat with High Back and One Arm:
15-22R (Right)
15-22L (Left)
[\(See Details\)](#)



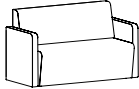
Three Seat with High Back and One Arm:
15-32R (Right)
15-32L (Left)
[\(See Details\)](#)



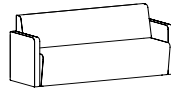
90° Corner with High Back:
15-12CR
[\(See Details\)](#)



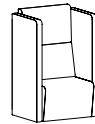
One Seat with Low Back and Arms:
15-11LR
[\(See Details\)](#)



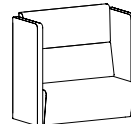
Two Seat with Low Back and Arms:
15-21LR
[\(See Details\)](#)



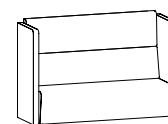
Three Seat with Low Back and Arms:
15-31LR
[\(See Details\)](#)



One Seat with High Back and Arms:
15-12LR
[\(See Details\)](#)



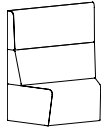
Two Seat with High Back and Arms:
15-22LR
[\(See Details\)](#)



Three Seat with High Back and Arms:
15-32LR
[\(See Details\)](#)



45° Internal Corner with Low Back:
15-11ICR
[\(See Details\)](#)



45° Internal Corner with High Back:
15-12ICR
[\(See Details\)](#)



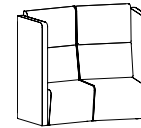
45° External Corner with Low Back:
15-11ECR
[\(See Details\)](#)



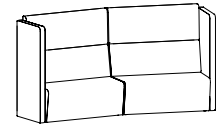
45° External Corner with High Back:
15-12ECR
[\(See Details\)](#)



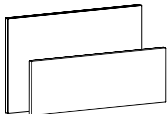
Octagon Top Cap Insert:
15-INSERT
[\(See Details\)](#)



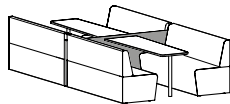
Two Seat Concave with High Back and Arms:
15-22CCLR
[\(See Details\)](#)



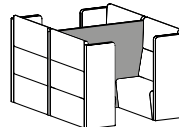
Four Seat Concave with High Back and Arms:
15-42CCLR
[\(See Details\)](#)



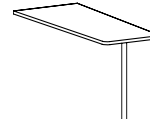
Single-Sided Center Panel:
15-LCP85 (Low Panel)
15-LCP79 (Low Panel)
15-HCP85 (High Panel)
15-HCP79 (High Panel)
[\(See Details\)](#)



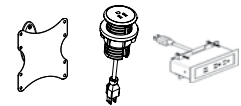
Dual-Sided Low Center Panel:
15-DLCP85
15-DLCP79
[\(See Details\)](#)




Dual-Sided High Center Panel:
15-DHCP85
15-DHCP79
[\(See Details\)](#)



View Table
30"D & 24"D Available in TFL, HPL and Veneer
[\(See Details\)](#)



Accessories Include: TV Brackets, Power, and Wireless Chargers
[\(See Power + Accessories\)](#)

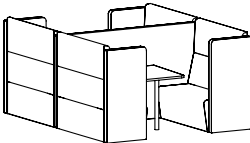



Enhance your space with Cush Pillows. [See Product Details.](#)



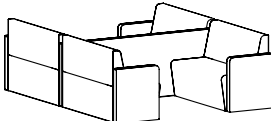
FIFTEEN LOUNGE

LOUNGE + TABLES BY PLEDGE (15 SERIES)

Item	Model No.	Width	Depth	Height	Ship Wt	Cubic Ft	List Price	
	15-1	105½	85½	52	308	138.1	\$ 19537	
	CONSISTS OF:		QTY					
	15-22L	2	Two Seat with High Back and Arm, Left					\$ 7728
	15-22R	2	Two Seat with High Back and Arm, Right					\$ 7728
	15-DHCP85	1	High Center Panel Dual Sided Table Bracket (LR-TBLBKT) - View Booth Table Being Used on Left & Right Sides					\$ 2645
	15-E3TV24	2	24"W TFL View Booth Table					\$ 1436
Products are available as left or right and with other features, where applicable View Booth Table is available in 24"W or 30"W and surface material options include TFL, HPL or Veneer Grade 1 pricing								



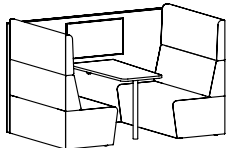
15-2	74¾	79	34¼	312	156.7	\$ 9588
CONSISTS OF:		QTY				
15-31N	1	Three Seat with Low Back, Left Center Panel Attachment				\$ 3466
15-31N	1	Three Seat with Low Back, Right Center Panel Attachment				\$ 3466
15-LCP79	1	Low Center Panel Single Sided Table Bracket (TBLBKT) - View Booth Table Being Used				\$ 1761
15-E5TV30	1	30" TFL View Booth Table				\$ 895
Products are available as left or right and with other features, where applicable View Booth Table is available in 24"W or 30"W and surface material options include TFL, HPL or Veneer Grade 1 pricing						

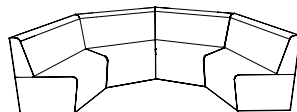


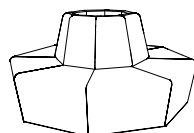
15-3	64½	79	34¼	254	103.8	\$	10722
CONSISTS OF:		QTY					
15-11L	2	One Seat with Low Back and Arm, Left					\$ 4270
15-11R	2	One Seat with Low Back and Arm, Right					\$ 4270
15-DLCP79	1	Low Center Panel Dual Sided					\$ 2182
Products are available as left or right and with other features, where applicable Grade 1 pricing							

For ordering options, [see overview at the beginning of this section.](#)

FIFTEEN LOUNGE
LOUNGE + TABLES BY PLEDGE (15 SERIES)

Item	Model No.	Width	Depth	Height	Ship Wt	Cubic Ft	List Price	
	15-4	54½	85½	52	283	152.5	\$ 9619	
	CONSISTS OF:		QTY					
	15-22N	2	Two Armless Seat with High Back					\$ 6676
	15-HCP85	1	High Center Panel Single Sided Table Bracket (TBLBKT) - View Booth Table Being Used					\$ 2225
	15-E3TV24	1	24" TFL View Booth Table					\$ 718
View Booth Table is available in 24"W or 30"W and surface material options include TFL, HPL or Veneer TV not included Grade 1 pricing								

	15-5	191	49	34¼	220	170.4	\$	8880	
	CONSISTS OF:		QTY						
	15-11ICR	4	45° Internal Corner with Low Back					\$	8880
Grade 1 pricing									

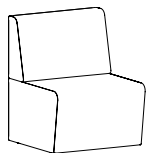
	15-6		114½	114½	34¼	352	192	\$ 12408
	CONSISTS OF:		QTY					
	15-11ECR		8	45° External Corner with Low Back				\$ 12408
	Grade 1 pricing							

For ordering options, [see overview at the beginning of this section.](#)

FIFTEEN LOUNGE

LOUNGE + TABLES BY PLEDGE (15 SERIES)

Item	Model No.	Chair Width	Chair Depth	Chair Height	Seat Width	Seat Depth	Seat Height	Arm Height	Ship Wt	Cubic Ft
ONE SEAT ARMLESS WITH LOW BACK	15-11N	27½	26½	34¼	27½	18½	17¼	-	44.1	24.0



Must Specify (in this order):

Model #
Primary Upholstery
Accent Upholstery
Center Panel Designator
Optional Power


Description

- Available with Contrasting Upholstery ([See Details](#))
- May Be Used in Booth Applications; Must Specify Center Panel Designator: (NONE) for No Center Panel or (LEFT or RIGHT) Based on the Side the Center Panel will be Attached; ([See Single or Dual Sided Center Panels and Order Separately](#))
- Includes Ganging Hardware
- Optional Power Ports, [See Options](#)

List Price/Grade	Yards	COM/1	2	3	4	5	6	7	8	9	10	L1	L2
Single Upholstery	3.75 \$	1656	1859	2035	2204	2459	2717	3085	3471	3921	4439	2954	3509
Contrasting Upholstery													
Primary	2.50 \$	1668	1803	1921	2033	2203	2376	2621	2878	3178	3523	2533	2903
Accent	1.50 \$	0	81	152	219	321	425	572	726	906	1113	519	741

TWO SEAT ARMLESS WITH LOW BACK

15-21N	48½	26½	34¼	48½	18½	17¼	-	77	42.6
--------	-----	-----	-----	-----	-----	-----	---	----	------



Must Specify (in this order):

Model #
Primary Upholstery
Accent Upholstery
Center Panel Designator
Optional Power

Description

- Available with Contrasting Upholstery ([See Details](#))
- May Be Used in Booth Applications; Must Specify Center Panel Designator: (NONE) for No Center Panel or (LEFT or RIGHT) Based on the Side the Center Panel will be Attached; ([See Single or Dual Sided Center Panels and Order Separately](#))
- Includes Ganging Hardware
- Optional Power Ports, [See Options](#)

List Price/Grade	Yards	COM/1	2	3	4	5	6	7	8	9	10	L1	L2
Single Upholstery	5.00 \$	2606	2876	3111	3336	3676	4021	4511	5026	5626	6316	4336	5076
Contrasting Upholstery													
Primary	3.00 \$	2606	2768	2909	3044	3248	3455	3749	4058	4418	4832	3644	4088
Accent	2.00 \$	0	108	202	292	428	566	762	968	1208	1484	692	988

THREE SEAT ARMLESS WITH LOW BACK

15-31N	71¼	26½	34¼	71¼	18½	17¼	-	99	48.4
--------	-----	-----	-----	-----	-----	-----	---	----	------



Must Specify (in this order):

Model #
Primary Upholstery
Accent Upholstery
Center Panel Designator
Optional Power

Description

- Available with Contrasting Upholstery ([See Details](#))
- May Be Used in Booth Applications; Must Specify Center Panel Designator: (NONE) for No Center Panel or (LEFT or RIGHT) Based on the Side the Center Panel will be Attached; ([See Single or Dual Sided Center Panels and Order Separately](#))
- Includes Ganging Hardware
- Optional Power Ports, [See Options](#)


List Price/Grade	Yards	COM/1	2	3	4	5	6	7	8	9	10	L1	L2
Single Upholstery	7.50 \$	3466	3871	4224	4561	5071	5589	6324	7096	7996	9031	6061	7171
Contrasting Upholstery													
Primary	5.00 \$	3478	3748	3983	4208	4548	4893	5383	5898	6498	7188	5208	5948
Accent	2.75 \$	0	149	278	402	589	778	1048	1331	1661	2041	952	1359

For ordering options, [see overview at the beginning of this section.](#)

FIFTEEN LOUNGE

LOUNGE + TABLES BY PLEDGE (15 SERIES)

Item	Model No.		Chair Width	Chair Depth	Chair Height	Seat Width	Seat Depth	Seat Height	Arm Height	Ship Wt	Cubic Ft
ONE SEAT WITH LOW BACK AND ARM	Left	Right									
	15-11L	15-11R	30¾	26½	34¼	27½	18½	17¼	26¼	52.9	24.0



Shown as Left

Must Specify (in this order):


Model #
 Primary Upholstery
 Accent Upholstery
 Center Panel Designator
 Optional Power

Description

- Available with Contrasting Upholstery ([See Details](#))
- May Be Used in Booth Applications; Must Specify Center Panel Designator: (NONE) for No Center Panel or (LEFT or RIGHT) Based on the Side the Center Panel will be Attached; ([See Single or Dual Sided Center Panels and Order Separately](#))
- Includes Ganging Hardware
- Optional Power Ports, [See Options](#)

List Price/Grade	Yards	COM/1	2	3	4	5	6	7	8	9	10	L1	L2
Single Upholstery	4.00 \$	2135	2351	2539	2719	2991	3267	3659	4071	4551	5103	3519	4111
Contrasting Upholstery													
Primary	3.25 \$	2171	2347	2499	2646	2867	3091	3409	3744	4134	4583	3296	3777
Accent	1.50 \$	0	81	152	219	321	425	572	726	906	1113	519	741

TWO SEAT WITH LOW BACK AND ARM



Shown as Left

Must Specify (in this order):

Model #
 Primary Upholstery
 Accent Upholstery
 Center Panel Designator
 Optional Power

Left	Right												
15-21L	15-21R	51½	26½	34¾	48½	18½	17¼	26¼	86	42.6			

Description

- Available with Contrasting Upholstery ([See Details](#))
- May Be Used in Booth Applications; Must Specify Center Panel Designator: (NONE) for No Center Panel or (LEFT or RIGHT) Based on the Side the Center Panel will be Attached; ([See Single or Dual Sided Center Panels and Order Separately](#))
- Includes Ganging Hardware
- Optional Power Ports, [See Options](#)

List Price/Grade	Yards	COM/1	2	3	4	5	6	7	8	9	10	L1	L2
Single Upholstery	5.50 \$	3020	3317	3576	3823	4197	4577	5116	5682	6342	7101	4923	5737
Contrasting Upholstery													
Primary	4.00 \$	3044	3260	3448	3628	3900	4176	4568	4980	5460	6012	4428	5020
Accent	2.00 \$	0	108	202	292	428	566	762	968	1208	1484	692	988

THREE SEAT WITH LOW BACK AND ARM



Shown as Left

Must Specify (in this order):

Model #
 Primary Upholstery
 Accent Upholstery
 Center Panel Designator
 Optional Power

Left	Right												
15-31L	15-31R	74¾	26½	34¾	71¾	18½	17¼	26¼	108	48.4			

Description

- Available with Contrasting Upholstery ([See Details](#))
- May Be Used in Booth Applications; Must Specify Center Panel Designator: (NONE) for No Center Panel or (LEFT or RIGHT) Based on the Side the Center Panel will be Attached; ([See Single or Dual Sided Center Panels and Order Separately](#))
- Includes Ganging Hardware
- Optional Power Ports, [See Options](#)


List Price/Grade	Yards	COM/1	2	3	4	5	6	7	8	9	10	L1	L2
Single Upholstery	8.00 \$	3839	4271	4647	5007	5551	6103	6887	7711	8671	9775	6607	7791
Contrasting Upholstery													
Primary	5.25 \$	3839	4123	4369	4606	4963	5325	5839	6380	7010	7735	5656	6433
Accent	2.75 \$	0	149	278	402	589	778	1048	1331	1661	2041	952	1359

For ordering options, [see overview at the beginning of this section.](#)

FIFTEEN LOUNGE

LOUNGE + TABLES BY PLEDGE (15 SERIES)

Item	Model No.	Chair Width	Chair Depth	Chair Height	Seat Width	Seat Depth	Seat Height	Arm Height	Ship Wt	Cubic Ft
ONE SEAT WITH LOW BACK AND ARMS	15-11LR	33¾	26½	34¾	27½	18½	17¼	26¼	62	24.0



Description


- Available with Contrasting Upholstery ([See Details](#))
- Not for Use in Booth or Ganging Applications
- Optional Power Ports, [See Options](#)

List Price/Grade	Yards	COM/1	2	3	4	5	6	7	8	9	10	L1	L2
Single Upholstery	5.00 \$	2767	2767	3272	3497	3837	4182	4672	5187	5787	6477	4497	5237
Contrasting Upholstery													
Primary	4.50 \$	2815	3058	3270	3472	3778	4089	4530	4993	5533	6154	4372	5038
Accent	1.50 \$	0	81	152	219	321	425	572	726	906	1113	519	741

Must Specify (in this order):

Model #
Primary Upholstery
Accent Upholstery
Optional Power

TWO SEAT WITH LOW BACK AND ARMS	15-21LR	54¾	26½	34¾	48½	18½	17¼	26¼	95	42.6
---------------------------------	---------	-----	-----	-----	-----	-----	-----	-----	----	------



Description

- Available with Contrasting Upholstery ([See Details](#))
- Not for Use in Booth or Ganging Applications
- Optional Power Ports, [See Options](#)

List Price/Grade	Yards	COM/1	2	3	4	5	6	7	8	9	10	L1	L2
Single Upholstery	6.50 \$	3552	3903	4209	4501	4943	5392	6029	6698	7478	8375	5801	6763
Contrasting Upholstery													
Primary	4.75 \$	3564	3821	4044	4258	4581	4908	5374	5863	6433	7089	5208	5911
Accent	2.00 \$	0	108	202	292	428	566	762	968	1208	1484	692	988

Must Specify (in this order):

Model #
Primary Upholstery
Accent Upholstery
Optional Power

THREE SEAT WITH LOW BACK AND ARMS	15-31LR	78	26½	34¾	71¾	18½	17¼	26¼	117	48.4
-----------------------------------	---------	----	-----	-----	-----	-----	-----	-----	-----	------



Description

- Available with Contrasting Upholstery ([See Details](#))
- Not for Use in Booth or Ganging Applications
- Optional Power Ports, [See Options](#)

List Price/Grade	Yards	COM/1	2	3	4	5	6	7	8	9	10	L1	L2
Single Upholstery	9.00 \$	4391	4877	5300	5705	6317	6938	7820	8747	9827	11069	7505	8837
Contrasting Upholstery													
Primary	7.00 \$	4427	4805	5134	5449	5925	6408	7094	7815	8655	9621	6849	7885
Accent	2.75 \$	0	149	278	402	589	778	1048	1331	1661	2041	952	1359

Must Specify (in this order):

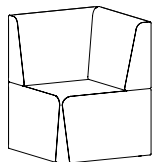
Model #
Primary Upholstery
Accent Upholstery
Optional Power

For ordering options, [see overview at the beginning of this section.](#)

FIFTEEN LOUNGE

LOUNGE + TABLES BY PLEDGE (15 SERIES)

Item	Model No.	Chair Width	Chair Depth	Chair Height	Seat Width	Seat Depth	Seat Height	Arm Height	Ship Wt	Cubic Ft
90° CORNER WITH LOW BACK	15-11CR	26½	26½	34¼	26½	18½	17¼	-	53	24.0



Description

- Available with Contrasting Upholstery ([See Details](#))
- Not for Use with Center Panel
- Includes Ganging Hardware
- Optional Power Ports, [See Options](#)

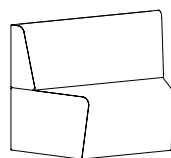
Must Specify (in this order):

Model #
Primary Upholstery
Accent Upholstery
Optional Power

List Price/Grade	Yards	COM/1	2	3	4	5	6	7	8	9	10	L1	L2
Single Upholstery	4.50 \$	2393	2636	2848	3050	3356	3667	4108	4571	5111	5732	3950	4616
Contrasting Upholstery													
Primary	3.25 \$	2441	2617	2769	2916	3137	3361	3679	4014	4404	4853	3566	4047
Accent	2.25 \$	0	122	227	329	482	637	857	1089	1359	1670	779	1112

45° INTERNAL CORNER WITH LOW BACK

15-11ICR	47¼	24½	34¼	28	18½	17¼	-	55	42.6
----------	-----	-----	-----	----	-----	-----	---	----	------



Description

- Available with Contrasting Upholstery ([See Details](#))
- Not for Use with Center Panel
- Includes Ganging Hardware
- Optional Power Ports, [See Options](#)

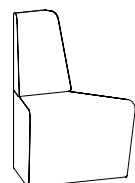
Must Specify (in this order):

Model #
Primary Upholstery
Accent Upholstery
Optional Power

List Price/Grade	Yards	COM/1	2	3	4	5	6	7	8	9	10	L1	L2
Single Upholstery	4.75 \$	2220	2477	2700	2914	3237	3564	4030	4519	5089	5745	3864	4567
Contrasting Upholstery													
Primary	3.25 \$	2244	2420	2572	2719	2940	3164	3482	3817	4207	4656	3369	3850
Accent	2.00 \$	0	108	202	292	428	566	762	968	1208	1484	692	988

45° EXTERNAL CORNER WITH LOW BACK

15-11ECR	28	24½	34¼	47¼	18½	17¼	-	44	24.0
----------	----	-----	-----	-----	-----	-----	---	----	------



Description

- Available with Contrasting Upholstery ([See Details](#))
- Not for Use with Center Panel
- When Wrapping Columns, Ganged Units Compatible with Columns Up To 20" Diameter
- Includes Ganging Hardware
- Optional Power Ports, [See Options](#)

Must Specify (in this order):

Model #
Primary Upholstery
Accent Upholstery
Optional Power

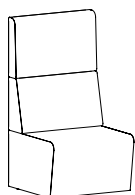
List Price/Grade	Yards	COM/1	2	3	4	5	6	7	8	9	10	L1	L2
Single Upholstery	2.50 \$	1551	1686	1804	1916	2086	2259	2504	2761	3061	3406	2416	2786
Contrasting Upholstery													
Primary	2.50 \$	1611	1746	1864	1976	2146	2319	2564	2821	3121	3466	2476	2846
Accent	1.25 \$	0	68	126	183	268	354	476	605	755	928	433	618

For ordering options, [see overview at the beginning of this section.](#)

FIFTEEN LOUNGE

LOUNGE + TABLES BY PLEDGE (15 SERIES)

Item	Model No.	Chair Width	Chair Depth	Chair Height	Seat Width	Seat Depth	Seat Height	Arm Height	Ship Wt	Cubic Ft
ONE ARMLESS SEAT WITH HIGH BACK	15-12N	27½	26½	52	27½	18½	17¼	-	53	34.4



Description

- Available with Contrasting Upholstery ([See Details](#))
- May Be Used in Booth Applications; Must Specify Center Panel Designator: (NONE) for No Center Panel or (LEFT or RIGHT) Based on the Side the Center Panel will be Attached; ([See Single or Dual Sided Center Panels and Order Separately](#))
- Includes Ganging Hardware
- Optional Power Ports, [See Options](#)

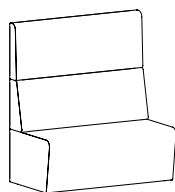
Must Specify (in this order):

Model #
Primary Upholstery
Accent Upholstery
Center Panel Designator
Optional Power

List Price/Grade	Yards	COM/1	2	3	4	5	6	7	8	9	10	L1	L2
Single Upholstery	5.00 \$	2100	2370	2605	2830	3170	3515	4005	4520	5120	5810	3830	4570
Contrasting Upholstery													
Primary	3.75 \$	2112	2315	2491	2660	2915	3173	3541	3927	4377	4895	3410	3965
Accent	1.50 \$	0	81	152	219	321	425	572	726	906	1113	519	741

TWO ARMLESS SEAT WITH HIGH BACK

15-22N	48½	26½	52	48½	18½	17¼	-	90	49.8
--------	-----	-----	----	-----	-----	-----	---	----	------



Description

- Available with Contrasting Upholstery ([See Details](#))
- May Be Used in Booth Applications; Must Specify Center Panel Designator: (NONE) for No Center Panel or (LEFT or RIGHT) Based on the Side the Center Panel will be Attached; ([See Single or Dual Sided Center Panels and Order Separately](#))
- Includes Ganging Hardware
- Optional Power Ports, [See Options](#)


Must Specify (in this order):

Model #
Primary Upholstery
Accent Upholstery
Center Panel Designator
Optional Power

List Price/Grade	Yards	COM/1	2	3	4	5	6	7	8	9	10	L1	L2
Single Upholstery	6.25 \$	3338	3676	3969	4251	4676	5107	5719	6363	7113	7976	5501	6426
Contrasting Upholstery													
Primary	4.50 \$	3350	3593	3805	4007	4313	4624	5065	5528	6068	6689	4907	5573
Accent	2.00 \$	0	108	202	292	428	566	762	968	1208	1484	692	988

THREE ARMLESS SEAT WITH HIGH BACK

15-32N	71¾	26½	52	71¾	18½	17¼	-	119	70.7
--------	-----	-----	----	-----	-----	-----	---	-----	------



Description

- Available with Contrasting Upholstery ([See Details](#))
- May Be Used in Booth Applications; Must Specify Center Panel Designator: (NONE) for No Center Panel or (LEFT or RIGHT) Based on the Side the Center Panel will be Attached; ([See Single or Dual Sided Center Panels and Order Separately](#))
- Includes Ganging Hardware
- Optional Power Ports, [See Options](#)

Must Specify (in this order):

Model #
Primary Upholstery
Accent Upholstery
Center Panel Designator
Optional Power

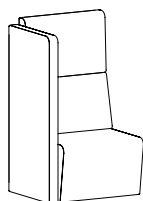
List Price/Grade	Yards	COM/1	2	3	4	5	6	7	8	9	10	L1	L2
Single Upholstery	10.00 \$	4473	5013	5483	5933	6613	7303	8283	9313	10513	11893	7933	9413
Contrasting Upholstery													
Primary	7.25 \$	4473	4865	5205	5532	6025	6525	7235	7982	8852	9853	6982	8055
Accent	2.75 \$	0	149	278	402	589	778	1048	1331	1661	2041	952	1359

For ordering options, [see overview at the beginning of this section.](#)

FIFTEEN LOUNGE

LOUNGE + TABLES BY PLEDGE (15 SERIES)

Item	Model No.		Chair Width	Chair Depth	Chair Height	Seat Width	Seat Depth	Seat Height	Arm Height	Ship Wt	Cubic Ft
ONE SEAT WITH HIGH BACK AND ARM	Left	Right									
	15-12L	15-12R	30¾	26½	52	27½	18½	17¼	49¾	52.9	24.0



Shown as Left


Must Specify (in this order):

Model #
Primary Upholstery
Accent Upholstery
Center Panel Designator
Optional Power

Description

- Available with Contrasting Upholstery ([See Details](#))
- May Be Used in Booth Applications; Must Specify Center Panel Designator: (NONE) for No Center Panel or (LEFT or RIGHT) Based on the Side the Center Panel will be Attached; ([See Single or Dual Sided Center Panels and Order Separately](#))
- Includes Ganging Hardware
- Optional Power Ports, [See Options](#)

List Price/Grade	Yards	COM/1	2	3	4	5	6	7	8	9	10	L1	L2
Single Upholstery	5.75 \$	2705	3016	3286	3286	3936	4332	4896	5488	6178	6972	4695	5546
Contrasting Upholstery													
Primary	4.75 \$	2729	2986	3209	3423	3746	4073	4539	5028	5598	6254	4373	5076
Accent	1.50 \$	0	81	152	219	321	425	572	726	906	1113	519	741

TWO SEAT WITH HIGH BACK AND ARM

Shown as Left

Must Specify (in this order):


Model #
Primary Upholstery
Accent Upholstery
Center Panel Designator
Optional Power

Left	Right												
15-22L	15-22R	51½	26½	52	48½	18½	17¼	49¾	86	42.6			

Description

- Available with Contrasting Upholstery ([See Details](#))
- May Be Used in Booth Applications; Must Specify Center Panel Designator: (NONE) for No Center Panel or (LEFT or RIGHT) Based on the Side the Center Panel will be Attached; ([See Single or Dual Sided Center Panels and Order Separately](#))
- Includes Ganging Hardware
- Optional Power Ports, [See Options](#)

List Price/Grade	Yards	COM/1	2	3	4	5	6	7	8	9	10	L1	L2
Single Upholstery	7.75 \$	3864	4283	4647	4996	5523	6057	6817	7615	8545	9615	6546	7693
Contrasting Upholstery													
Primary	6.50 \$	3900	4251	4557	4849	5291	5740	6377	7046	7826	8723	6149	7111
Accent	2.00 \$	0	108	202	292	428	566	762	968	1208	1484	692	988

THREE SEAT WITH HIGH BACK AND ARM

Shown as Left

Must Specify (in this order):

Model #
Primary Upholstery
Accent Upholstery
Center Panel Designator
Optional Power

Left	Right												
15-32L	15-32R	74¾	26½	52	71¾	18½	17¼	49¾	108	48.4			

Description

- Available with Contrasting Upholstery ([See Details](#))
- May Be Used in Booth Applications; Must Specify Center Panel Designator: (NONE) for No Center Panel or (LEFT or RIGHT) Based on the Side the Center Panel will be Attached; ([See Single or Dual Sided Center Panels and Order Separately](#))
- Includes Ganging Hardware
- Optional Power Ports, [See Options](#)

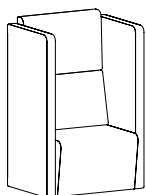
List Price/Grade	Yards	COM/1	2	3	4	5	6	7	8	9	10	L1	L2
Single Upholstery	11.25 \$	4927	5535	6063	6570	7335	8111	9213	10372	11722	13275	8820	10485
Contrasting Upholstery													
Primary	8.75 \$	4939	5412	5823	6217	6812	7415	8273	9174	10224	11432	7967	9262
Accent	2.75 \$	0	149	278	402	589	778	1048	1331	1661	2041	952	1359

For ordering options, [see overview at the beginning of this section.](#)

FIFTEEN LOUNGE

LOUNGE + TABLES BY PLEDGE (15 SERIES)

Item	Model No.	Chair Width	Chair Depth	Chair Height	Seat Width	Seat Depth	Seat Height	Arm Height	Ship Wt	Cubic Ft
ONE SEAT WITH HIGH BACK AND ARMS	15-12LR	33¾	26½	52	27½	18½	17¼	49¾	80	34.4



Must Specify (in this order):


Model #
Primary Upholstery
Accent Upholstery
Optional Power

Description

- Available with Contrasting Upholstery ([See Details](#))
- Not for Use in Booth or Ganging Applications
- Optional Power Ports, [See Options](#)

List Price/Grade	Yards	COM/1	2	3	4	5	6	7	8	9	10	L1	L2
Single Upholstery	7.25 \$	3345	3737	4077	4404	4897	5397	6107	6854	7724	8725	5854	6927
Contrasting Upholstery													
Primary	6.50 \$	3381	3732	4038	4330	4772	5221	5858	6527	7307	8204	5630	6592
Accent	1.50 \$	0	81	152	219	321	425	572	726	906	1113	519	741

TWO SEAT WITH HIGH BACK AND ARMS	15-22LR	54¾	26½	52	48½	18½	17¼	49¾	126	49.8
----------------------------------	---------	-----	-----	----	-----	-----	-----	-----	-----	------



Must Specify (in this order):

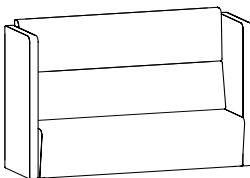
Model #
Primary Upholstery
Accent Upholstery
Optional Power

Description

- Available with Contrasting Upholstery ([See Details](#))
- Not for Use in Booth or Ganging Applications
- Optional Power Ports, [See Options](#)

List Price/Grade	Yards	COM/1	2	3	4	5	6	7	8	9	10	L1	L2
Single Upholstery	9.50 \$	4522	5035	5482	5909	6555	7211	8142	9120	10260	11571	7809	9215
Contrasting Upholstery													
Primary	8.00 \$	4546	4978	5354	5714	6258	6810	7594	8418	9378	10482	7314	8498
Accent	2.00 \$	0	108	202	292	428	566	762	968	1208	1484	692	988

THREE SEAT WITH HIGH BACK AND ARMS	15-32LR	78	26½	52	71¾	18½	17¼	49¾	154	70.7
------------------------------------	---------	----	-----	----	-----	-----	-----	-----	-----	------



Must Specify (in this order):

Model #
Primary Upholstery
Accent Upholstery
Optional Power

Description

- Available with Contrasting Upholstery ([See Details](#))
- Not for Use in Booth or Ganging Applications
- Optional Power Ports, [See Options](#)

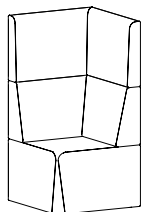
List Price/Grade	Yards	COM/1	2	3	4	5	6	7	8	9	10	L1	L2
Single Upholstery	12.75 \$	5569	6258	6857	7431	8298	9177	10427	11740	13270	15030	9981	11868
Contrasting Upholstery													
Primary	10.25 \$	5581	6135	6616	7078	7775	8482	9486	10542	11772	13187	9128	10645
Accent	2.75 \$	0	149	278	402	589	778	1048	1331	1661	2041	952	1359

For ordering options, [see overview at the beginning of this section.](#)

FIFTEEN LOUNGE

LOUNGE + TABLES BY PLEDGE (15 SERIES)

Item	Model No.	Chair Width	Chair Depth	Chair Height	Seat Width	Seat Depth	Seat Height	Arm Height	Ship Wt	Cubic Ft
90° CORNER WITH HIGH BACK	15-12CR	26½	26½	52	26½	18½	17¼	-	66	34.4



Must Specify (in this order):

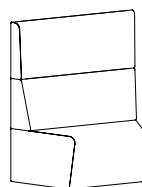
Model #
Primary Upholstery
Accent Upholstery
Optional Power

Description

- Available with Contrasting Upholstery ([See Details](#))
- Not for Use with Center Panel
- Includes Ganging Hardware
- Optional Power Ports, [See Options](#)

List Price/Grade	Yards	COM/1	2	3	4	5	6	7	8	9	10	L1	L2
Single Upholstery	7.00 \$	3191	3569	3898	3191	4689	5172	5858	6579	7419	8385	5613	6649
Contrasting Upholstery													
Primary	5.75 \$	3239	3550	3820	4079	4470	4866	5430	6022	6712	7506	5229	6080
Accent	2.25 \$	0	122	227	329	482	637	857	1089	1359	1670	779	1112

45° INTERNAL CORNER WITH HIGH BACK	15-12ICR	47¼	24½	52	28	18½	17¼	-	66	49.8
------------------------------------	----------	-----	-----	----	----	-----	-----	---	----	------



Must Specify (in this order):

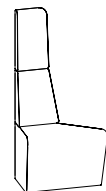
Model #
Primary Upholstery
Accent Upholstery
Optional Power

Description

- Available with Contrasting Upholstery ([See Details](#))
- Not for Use with Center Panel
- Includes Ganging Hardware
- Optional Power Ports, [See Options](#)

List Price/Grade	Yards	COM/1	2	3	4	5	6	7	8	9	10	L1	L2
Single Upholstery	6.00 \$	2926	3250	3532	3802	4210	4624	5212	5830	6550	7378	5002	5890
Contrasting Upholstery													
Primary	4.50 \$	2950	3193	3405	3607	3913	4224	4665	5128	5668	6289	4507	5173
Accent	2.00 \$	0	108	202	292	428	566	762	968	1208	1484	692	988

45° EXTERNAL CORNER WITH HIGH BACK	15-12ECR	28	24½	52	47¼	18½	17¼	-	66	34.4
------------------------------------	----------	----	-----	----	-----	-----	-----	---	----	------



Must Specify (in this order):

Model #
Primary Upholstery
Accent Upholstery
Optional Power

Description

- Available with Contrasting Upholstery ([See Details](#))
- Not for Use with Center Panel
- When Wrapping Columns, Ganged Units Compatible with Columns Up To 20" Diameter
- Includes Ganging Hardware
- Optional Power Ports, [See Options](#)

List Price/Grade	Yards	COM/1	2	3	4	5	6	7	8	9	10	L1	L2
Single Upholstery	3.25 \$	1969	2145	2297	2444	2665	2889	3207	3542	3932	4381	3094	3575
Contrasting Upholstery													
Primary	2.75 \$	2005	2154	2283	2407	2594	2783	3053	3336	3666	4046	2957	3364
Accent	1.25 \$	0	68	126	183	268	354	476	605	755	928	433	618

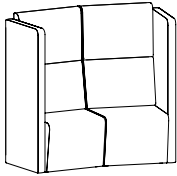
For ordering options, [see overview at the beginning of this section.](#)

PLEDGE

FIFTEEN LOUNGE

LOUNGE + TABLES BY PLEDGE (15 SERIES)

Item	Model No.	Chair Width	Chair Depth	Chair Height	Seat Width	Seat Depth	Seat Height	Arm Height	Ship Wt	Cubic Ft
TWO SEAT CONCAVE WITH HIGH BACK AND ARMS	15-22CCLR	60¾	29½	52	49	18½	17¼	49¾	141	68.8



Must Specify (in this order):

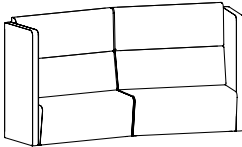
Model #
Primary Upholstery
Accent Upholstery
Optional Power

Description

- 15° Angled Seat to Stimulate Conversation
- Available with Contrasting Upholstery ([See Details](#))
- Not for Use in Booth or Ganging Applications
- Optional Power Ports, [See Options](#)

List Price/Grade	Yards	COM/1	2	3	4	5	6	7	8	9	10	L1	L2
Single Upholstery	11.25 \$	5239	5847	6375	6882	7647	8423	9525	10684	12034	13587	9132	10797
Contrasting Upholstery													
Primary	9.50 \$	5263	5776	6223	6650	7296	7952	8883	9861	11001	12312	8550	9956
Accent	2.25 \$	0	122	227	329	482	637	857	1089	1359	1670	779	1112

FOUR SEAT CONCAVE WITH HIGH BACK AND ARMS	15-42CCLR	104	32¼	52	91¼	18½	17¼	49¾	216	99.6
---	-----------	-----	-----	----	-----	-----	-----	-----	-----	------



Must Specify (in this order):

Model #
Primary Upholstery
Accent Upholstery
Optional Power

Description

- 15° Angled Seat to Stimulate Conversation
- Available with Contrasting Upholstery ([See Details](#))
- Not for Use in Booth or Ganging Applications
- Optional Power Ports, [See Options](#)

List Price/Grade	Yards	COM/1	2	3	4	5	6	7	8	9	10	L1	L2
Single Upholstery	14.50 \$	7516	8299	8981	9633	10619	11620	13041	14534	16274	18275	12533	14679
Contrasting Upholstery													
Primary	11.25 \$	7516	8124	8652	9159	9924	10700	11802	12961	14311	15864	11409	13074
Accent	3.25 \$	0	176	328	475	696	920	1238	1573	1963	2412	1125	1606

OCTAGON TOP CAP	15-INSERT	20½	20½	¾	9	2.4
-----------------	-----------	-----	-----	---	---	-----



Must Specify (in this order):

Model #
Primary Upholstery

Description

- For Use with an Octagon Grouping of 45° External Corner Units
- Creates a Top Cap for a Seamless Look

List Price/Grade	Yards	COM/1	2	3	4	5	6	7	8	9	10	L1	L2
Single Upholstery	1.00 \$	627	681	728	773	841	910	1008	1111	1231	1369	973	1121

For ordering options, [see overview at the beginning of this section.](#)

FIFTEEN LOUNGE

LOUNGE + TABLES BY PLEDGE (15 SERIES)

Item	Model No.	Width	Depth	Height	Ship Wt	Cubic Ft
LOW CENTER PANEL SINGLE SIDED	15-LCP85	85½	3	30¼	50	7.8
	15-LCP79	79½	3	30¼	43	7.8



Must Specify (in this order):

Model #
Primary Upholstery
Table Bracket Designator

Description

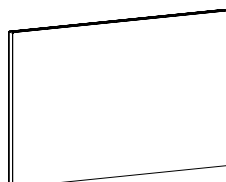
- Use to Create Booths in Single-Sided Applications
- Not Freestanding; Must Connect To Two Lounge Units
- Must Specify Table Bracket Designator Below: NO TBLBKT or TBLBKT; ([See View Booth Tables and Order Separately](#))
- TV Bracket Not Available On This Panel

List Price/Grade	Yards	COM/1	2	3	4	5	6	7	8	9	10	L1	L2
15-LCP85 Upholstery	5.25 \$	1850	2134	2380	2617	2974	3336	3850	4391	5021	5746	3667	4444
15-LCP79 Upholstery	4.75 \$	1761	2018	2241	2455	2778	3105	3571	4060	4630	5286	3405	4108

Must Specify: Table Bracket

NO TBLBKT	No View Booth Table Being Used
TBLBKT	View Booth Table Being Used

HIGH CENTER PANEL SINGLE SIDED	15-HCP85	85½	3	49½	70	12.6
	15-HCP79	79½	3	49½	65	12.6



Must Specify (in this order):

Model #
Primary Upholstery
Table Bracket Designator
TV Bracket Designator

Description

- Use to Create Booths in Single-Sided Applications
- Not Freestanding; Must Connect To Two Pod Units
- Must Specify Table Bracket Designator Below: NO TBLBKT or TBLBKT; ([See View Booth Tables and Order Separately](#))
- Must Specify TV Bracket Designator Below: NO TVBKT or TVBKT; ([See TV Bracket and Order Separately](#))
- TV Bracket Allows For Use of TVs up to 40" on Panel
- If a Table and/or TV Bracket is Designated, a Grommet or Grommets Will Automatically Be Added to the Panel for Wire Management

List Price/Grade	Yards	COM/1	2	3	4	5	6	7	8	9	10	L1	L2
15-HCP85 Upholstery	7.50 \$	2225	2630	2983	3320	3830	4348	5083	5855	6755	7790	4820	5930
15-HCP79 Upholstery	7.00 \$	2134	2512	2841	3156	3632	4115	4801	5522	6362	7328	4556	5592

Must Specify: Table Bracket

NO TBLBKT	No View Booth Table Being Used
TBLBKT	View Booth Table Being Used

Must Specify: TV Bracket

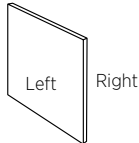
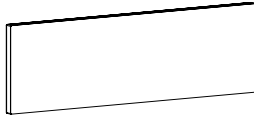
NO TVBKT	No TV Being Used
TVBKT	TV Bracket Being Used

For ordering options, [see overview at the beginning of this section.](#)

FIFTEEN LOUNGE

LOUNGE + TABLES BY PLEDGE (15 SERIES)

Item	Model No.	Width	Depth	Height	Ship Wt	Cubic Ft
LOW CENTER PANEL DUAL SIDED	15-DLCP85	85½	3	30¼	50	7.8
	15-DLCP79	79½	3	30¼	43	7.8



Must Specify (in this order):

Model #
Primary Upholstery
Table Bracket Designator

Description

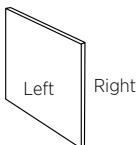
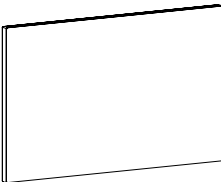
- Use to Create Booths in Dual-Sided Applications
- Not Freestanding; Must Connect To Four Lounge Units (Two Units On Each Side)
- Must Specify Table Bracket Designator Below: No TBLBKT, L-TBLBKT, R-TBLBKT, or LR-TBLBKT; ([See View Booth Tables and Order Separately](#))
- TV Bracket Not Available On This Panel

List Price/Grade	Yards	COM/1	2	3	4	5	6	7	8	9	10	L1	L2
15-DLCP85 Upholstery	5.25 \$	2270	2554	2800	3037	3394	3756	4270	4811	5441	6166	4087	4864
15-DLCP79 Upholstery	4.75 \$	2182	2439	2662	2876	3199	3526	3992	4481	5051	5707	3826	4529

Must Specify: Table Bracket

NO TBLBKT	No View Booth Table Being Used
L-TBLBKT	View Booth Table Being Used On Left Side
R-TBLBKT	View Booth Table Being Used on Right Side
LR-TBLBKT	View Booth Table Being Used

DUAL SIDED HIGH CENTER PANEL	15-DHCP85	85½	3	49½	70	12.6
	15-DHCP79	79½	3	49½	65	12.6



Must Specify (in this order):

Model #
Primary Upholstery
Table Bracket Designator
TV Bracket Designator

Description

- Use to Create Booths in Dual-Sided Applications
- Not Freestanding; Must Connect To Four Lounge Units (Two Units On Each Side)
- Must Specify Table Bracket Designator Below: No TBLBKT, L-TBLBKT, R-TBLBKT, or LR-TBLBKT; ([See View Booth Tables and Order Separately](#))
- Must Specify TV Bracket Designator Below: NO TVBKT, L-TV BKT, R-TV BKT, or LR-TV BKT; ([See TV Bracket and Order Separately](#))
- TV Bracket Allows For Use of TVs up to 40" on Panel
- If a Table and/or TV Bracket is Designated, a Grommet or Grommets Will Automatically Be Added to the Panel for Wire Management

List Price/Grade	Yards	COM/1	2	3	4	5	6	7	8	9	10	L1	L2
15-DHCP85 Upholstery	7.50 \$	2645	3050	3403	3740	4250	4768	5503	6275	7175	8210	5240	6350
15-DHCP79 Upholstery	7.00 \$	2555	2933	3262	3577	4053	4536	5222	5943	6783	7749	4977	6013

Must Specify: Table Bracket

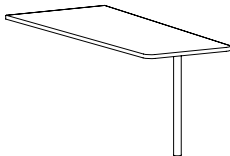
NO TBLBKT	No View Booth Table Being Used
L-TBLBKT	View Booth Table Being Used on Left Side
R-TBLBKT	View Booth Table Being Used on Right Side
LR-TBLBKT	View Booth Table Being Used on Left & Right Sides

Must Specify: TV Bracket

NO TVBKT	No TV Being Used
L-TV BKT	TV Bracket Being Used on Left Side
R-TV BKT	TV Bracket Being Used on Right Side
LR-TV BKT	TV Bracket Being Used on Left & Right Sides

For ordering options, [see overview at the beginning of this section.](#)

FIFTEEN LOUNGE
LOUNGE + TABLES BY PLEDGE (15 SERIES)

Item	Model No.		Width	Depth	Height	Ship Wt	Cubic Ft	List Price
<div>VIEW BOOTH TABLES</div> <div></div> <div>Must Specify (in this order): Model # Finish/Color Leg Color Grommet/Power/Data</div>	24"W							
	15-E1TV24	TFL	24	26	30	24	40.3	T\$ 634
	15-E1TV24H	HPL	24	26	30	24	40.3	P\$ 835
	15-E1TV24V	Veneer	24	26	30	24	40.3	W\$ 882
	15-E2TV24	TFL	24	36	30	29	40.3	T\$ 673
	15-E2TV24H	HPL	24	36	30	29	40.3	P\$ 872
	15-E2TV24V	Veneer	24	36	30	29	40.3	W\$ 988
	15-E3TV24	TFL	24	47	30	33	40.3	T\$ 718
	15-E3TV24H	HPL	24	47	30	33	40.3	P\$ 910
	15-E3TV24V	Veneer	24	47	30	33	40.3	W\$ 1138
	15-E4TV24	TFL	24	60	30	48	40.3	T\$ 767
	15-E4TV24H	HPL	24	60	30	48	40.3	P\$ 957
	15-E4TV24V	Veneer	24	60	30	48	40.3	W\$ 1257
	15-E5TV24	TFL	24	71	30	57	52.1	T\$ 833
	15-E5TV24H	HPL	24	71	30	57	52.1	P\$ 1022
	15-E5TV24V	Veneer	24	71	30	57	52.1	W\$ 1397
	30"W							
	15-E1TV30	TFL	30	26	30	30	40.3	T\$ 658
	15-E1TV30H	HPL	30	26	30	30	40.3	P\$ 894
	15-E1TV30V	Veneer	30	26	30	30	40.3	W\$ 954
	15-E2TV30	TFL	30	36	30	36	40.3	T\$ 707
	15-E2TV30H	HPL	30	36	30	36	40.3	P\$ 935
	15-E2TV30V	Veneer	30	36	30	36	40.3	W\$ 1119
	15-E3TV30	TFL	30	47	30	41	40.3	T\$ 758
	15-E3TV30H	HPL	30	47	30	41	40.3	P\$ 977
	15-E3TV30V	Veneer	30	47	30	41	40.3	W\$ 1248
	15-E4TV30	TFL	30	60	30	60	40.3	T\$ 817
	15-E4TV30H	HPL	30	60	30	60	40.3	P\$ 1023
	15-E4TV30V	Veneer	30	60	30	60	40.3	W\$ 1381
	15-E5TV30	TFL	30	71	30	71	52.1	T\$ 895
	15-E5TV30H	HPL	30	71	30	71	52.1	P\$ 1143
	15-E5TV30V	Veneer	30	71	30	71	52.1	W\$ 1551

Description

- Available With 1¾" Thick Veneer (W), 1¾" Thick HPL (P), or 1" Thick TFL Top; Must Specify Finish/Color; [See Color Options](#)
- Not Freestanding; Must Connect to High or Low Center Panel
- Must Specify Leg Finish: Aluminum (ALUM), Black (BLK), or Platinum (PLAT)
- Some Assembly Required
- Wire Management, Power/Data, and Grommet Options Available, Starting on Next Page; [See Locations](#)

T = TFL P = HPL W = Veneer

For ordering options, [see overview at the beginning of this section.](#)

Item	Model No.		Width	Depth	Height	Ship Wt	Cubic Ft	List Price
ROUND GROMMET COVER FIELD INSTALLED	01-GRMTBK	Black	-	-	-	-	-	\$ 11
	01-GRMTSL	Silver						

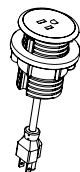


OPEN MARKET ONLY
(SILVER)

Description

- 60mm Round Grommet Cover
- Field Installed

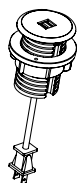
SINGLE POWER SAND DOLLAR	01-SAND60PS	Silver	3	3	4	1	0.2	\$ 101
	01-SAND60PW	White						\$ 101
	01-SAND60PB	Black						\$ 101



Description

- Unit is 2" Diameter; Mounts in 60mm Round Grommet
- 6' Cord
- Single Power Outlet

DOUBLE USB SAND DOLLAR	01-SAND60US	Silver	3	3	4	1	0.2	\$ 286
	01-SAND60UW	White						\$ 286
	01-SAND60UB	Black						\$ 286



Description

- Unit is 2" Diameter; Mounts in 60mm Round Grommet
- 6' Cord
- Double USB

DOCK 950 WIRELESS CHARGER	01-DOCK950B	Black	-	-	-	1	0.2	\$ 274
	01-DOCK950W	White						\$ 274

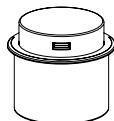


Open Market Only

Description

- For Use with Wireless Charging Enabled Devices (Qi)
- 5 Watts Maximum Output with a Direct Current of 5V 2A and 10 Watts Maximum with Quick Charge 2.0
- Mounts in 76mm Round Cut-Out
- LED will Confirm Pairing with Device and Begin Wireless Charging

DOCK 150 WIRELESS AND USB CHARGER	01-DOCK150B	Black	-	-	-	1	0.2	\$ 418
	01-DOCK150W	White						\$ 418

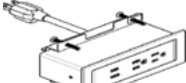


Open Market Only

Description


- For Use with Wireless Charging Enabled Devices (Qi) and USB Charging Devices
- 5 Watt Maximum Output with a Direct Current Input of 5V 6A (Wireless Fast Charge)
- Pop-Up Includes Three (3) USB Ports; One (1) 12 Watt Maximum with 2.4A (USB Fast Charge) and Two (2) 5 Watt with 1A (USB Standard Charge)
- Mounts in 76mm Round Cut-Out
- LED will Confirm Pairing with Device and Begin Wireless Charging
- UL & cUL Certified

For ordering options, [see overview at the beginning of this section.](#)

Item	Model No.		Width	Depth	Height	Ship Wt	Cubic Ft	List Price
	01-DUOBEZELS	Silver	9	2½	3	1	0.2 \$	697
	01-DUOBEZELW	White					\$	697
	01-DUOBEZELB	Black					\$	697

Description

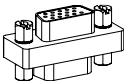
- Standard with: Two (2) Power Outlet, One (1) USB-A Charging Port and One (1) 60-Watt USB-C Power Delivery Port with GaN Technology with 10' Cord
- Worksurface Must Be Routed To Accept Unit, Which Sits Down Into Worksurface Supported By Attractive Slim Fit Bezel
- Independent USB Circuit Controllers Deliver up to 2.1 Amps to Each Post
- All Mounting Hardware Included
- FCC Part 15A and UL Approved for Horizontal and Vertical Applications

	01-TRIOBEZELS	Silver	6½	2½	3¼	1	0.2 \$	749
	01-TRIOBEZELW	White					\$	749
	01-TRIOBEZELB	Black					\$	749

Description

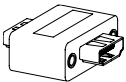
- Standard with: Three (3) Power Outlets, One (1) USB-A Charging Port, One (1) 60-Watt USB-C Power Delivery Port with GaN Technology, One (1) Open Data with 10' Cord
- Worksurface Must Be Routed To Accept Unit, Which Sits Down Into Worksurface Supported By Attractive Slim Fit Bezel
- Independent USB Circuit Controllers Deliver up to 2.1 Amps to Each Post
- HDMI, VGA, or RJ45 Accessories Sold Separately
- All Mounting Hardware Included
- FCC Part 15A and UL Approved for Horizontal and Vertical Applications

TRIO VGA DATA PORT ACCESSORY	01-LCOMVGA		-	-	-	-	- \$	125
---------------------------------	------------	--	---	---	---	---	------	-----

**Description**

- VGA Ports for Trio Units

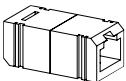
TRIO HDMI DATA PORT ACCESSORY	01-LCOMHDMI		-	-	-	-	- \$	171
----------------------------------	-------------	--	---	---	---	---	------	-----

**Description**

- HDMI Ports for Trio Units

Open Market Only

TRIO RJ45 DATA PORT ACCESSORY	01-LCOMRJ45		-	-	-	-	- \$	82
----------------------------------	-------------	--	---	---	---	---	------	----

**Description**

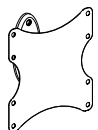
- RJ45 Ports for Trio Units

For ordering options, [see overview at the beginning of this section.](#)

FIFTEEN LOUNGE

LOUNGE + TABLES BY PLEDGE (15 SERIES)

Item	Model No.	Width	Depth	Height	Ship Wt	Cubic Ft	List Price
TV BRACKET	01-0603TVBR	12½	13½	19½	5	1.9	\$ 342

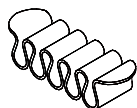


Open Market Only

Description

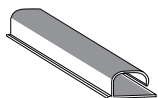
- TV Bracket with Swivel/Tilt

CABLE GRIP	01-WMGRCB	-	-	-	1	0.1	\$ 18
------------	-----------	---	---	---	---	-----	-------

**Description**

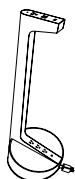
- Black Under Surface Wire Management
- Cable Grip Attaches with Four (4) Screws, Hardware Included

WIRE CHANNEL	01-32125	24	1½	1	.25	0.3	\$ 109
--------------	----------	----	----	---	-----	-----	--------

**Description**

- Available in Black
- Includes (2) Double-Sided Tape Ribbons for Easy Installation
- Open J Channel for Easy Wire Management

VESTA POWER CENTER	01-PDCTR	10¾	12	28¾	14	2.5	\$ 1835
--------------------	----------	-----	----	-----	----	-----	---------

**Description**

- Top Includes One (1) Power Outlet, Two (2) USB Ports and One (1) USBC Port; Base Includes Three (3) Outlet
- Available in White
- 120" Power Cord
- Built with Weight Distribution for Optimal Stability
- Base is 5" Tall

For ordering options, [see overview at the beginning of this section.](#)

FIFTEEN PODS

PODS + TABLES BY PLEDGE (15 SERIES)

Fifteen Pods, another line inspired by Pledge, provides users with a personal getaway space, private meeting, or collaboration location, and can be placed anywhere in a facility. Designed around the science of acoustics, Fifteen Pods helps to keep conversations contained within and external noises out.

CONSTRUCTION

- Pods are manufactured using Red Oak plywood for internal wood components and frame; individually hand assembled with joints mortised and tenoned, screwed, and glued for maximum strength and durability
- High Grade Polyurethane Foam, 2¼" thick in the seat and 1" thick in the back
- View Tables feature square edge profile and are available in Veneer, HPL, and TFL
- Veneer table tops are 1¾" thick with a 3mm veneer edge banding and are made of select-grade sliced Walnut, Cherry, Maple, or composite veneers for maximum grain and color consistency
- HPL tops are 1¾" thick with a 3mm PVC edge bands and TFL tops are 1" thick with a 3mm PVC edge bands; Designer White, Sugar Maple, and Williamsburg Cherry feature ABS edge bands
- Each unit includes non-marring, nylon adjustable glides
- Upholstered units ship fully assembled, while tables require some assembly
- Seating rated for users up to 275lbs per seat

HOW TO ORDER EXAMPLES

PODS

Model No.	QTY	Description	Example
15-P11	1	Primary Upholstery	Mayer Fedora Fawn
		Accent Upholstery	Mayer Fedora Espresso
		Surround Upholstery	Mayer Fedora Espresso
		Center Panel Designator	NONE
		Power/Color/Location	ECSL

BOOTHS

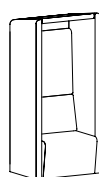
Model No.	QTY	Description	Example
15-P33	1	Primary Upholstery	Architex Hush Ivory
		Accent Upholstery	Architex Catwalk Ritts
		Surround Upholstery	Architex Platform
			Pistachio
		Center Panel Designator	LEFT
		Power/Color/Location	NONE
15-P33	1	Primary Upholstery	Architex Hush Ivory
		Accent Upholstery	Architex Catwalk Ritts
		Surround Upholstery	Architex Hush Baltic
		Center Panel Designator	RIGHT
		Power/Color/Location	NONE
15-PCPH49	1	Primary Upholstery	Architex Hush Baltic
		Table Bracket Designator	TBLBKT
		TV Bracket Designator	HI-TVBKT
15-E5TV30	1	Finish/Color	WTA
		Leg Color	ALUM
		Grommet/Power Location	D950-E
01-DOCK950W	1	Dock 950 Wireless Charger	Dock950, White
01-0603TVBR	1	TV Bracket	

UPHOLSTERY OPTIONS + RECOMMENDATIONS

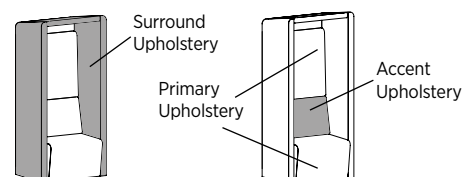
Available in single or contrasting upholstery in a wide variety of graded-in or contract options, including fabric, vinyl, and leather.

When using contrasting upholstery, note that the Accent Upholstery will be shown on the front and back side of the unit.

Single Upholstery

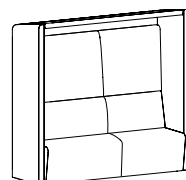


Contrasting Upholstery

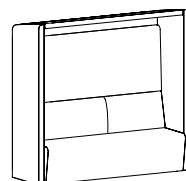


Some upholstery are considered directional, such as stripes, patterns and plaids. Customer may specify how fabric is cut (up the roll or across the roll). If not specified, upholstery are reviewed by production for the best application. Certain upholstery may require the pattern to be applied up the roll, which creates additional seams in the seat and backs of select units. When contrasting upholstery is specified and any fabric direction selection is requested or deemed best applied up the roll then all fabric direction selections will be applied up the roll.

[See the COL/COM Form for additional details.](#)



Additional seams for the 15-P33 when upholstery is cut up the roll.



Shown with Accent Upholstery cut Up the Roll and applied with the seam. Primary Upholstery cut Across the Roll and applied with no seam. This will only apply to 15-P33.

Indiana

FURNITURE

FIFTEEN PODS

PODS + TABLES BY PLEDGE (15 SERIES)

CREATING A BOOTH

At the time of specifying a Pod, we ask that you also designate whether or not you'll be creating a booth.

To insure all necessary hardware is factory installed when creating a booth:

- Order the correct number of Pods to support the Center Panel specified. Single-sided Center Panels require two Pods of any combination model/width
- Each Pod specified must indicate which end will connect to the Center Panel. Left end and right end are determined as you are standing looking at the Pod. For example a single-sided Center Panel requires one Pod specified as a left connection and one Pod specified as right connection.
- Tables and TV Brackets must be ordered separately, however, the Center Panel must be ordered with the corresponding options for connection.
- Tables are not freestanding and must be supported by a Center Panel.
- Keep users connected by specifying and ordering power/data units for the Pods and Table!

CENTER PANEL DESIGNATORS

Pods will be modified to accept Center Panels as specified. We ask that all Pods designate if a Center Panel will be used and which side of the Pod will need to be attached. Left or Right location is based on facing the Pod.

Note: Center Panel must be ordered separately.

NONE	No Center Panel
LEFT	Center Panel on Left
RIGHT	Center Panel on Right

CENTER PANEL TABLE OPTIONS

When ordering a Center Panel, we ask that you also designate whether or not you plan to use a View Table with it. This will ensure that the table attachment bracket and a grommet are factory installed for your convenience.

Note: Table must be ordered separately.

NO TBLBKT	No Table Bracket
TBLBKT	Table Bracket

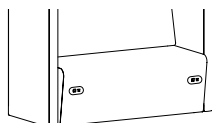
POD POWER/DATA OPTIONS

Note: Specified by Facing the Pod

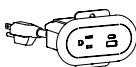
Power ports are installed on the front of the unit 11¼" up from glide and 6½" in from the outside of the arm.

Each Power Port comes with 1 Outlet and 1 USB A+C

KSTFL	Kia Power, Left Port, Storm (1 Unit)	\$ 1007
KSTFR	Kia Power, Right Port, Storm (1 Unit)	\$ 1007
KSTFLR	Kia Power, Left & Right Port, Storm (2 Units)	\$ 2014
KBFL	Kia Power, Left Port, Black (1 Unit)	\$ 1007
KBFR	Kia Power, Right Port, Black (1 Unit)	\$ 1007
KBFLR	Kia Power, Left & Right Port, Black (2 Units)	\$ 2014



Power installed on front left and/or front right



Kia Power Unit

CENTER PANEL TV ATTACHMENT OPTIONS

When ordering a Center Panel, we ask that you also designate whether or not you plan to use a TV with it. This will ensure that the attachment hardware and a grommet are factory installed for your convenience. The Bracket and Grommet are always centered.

High Center Panels feature optional High TV bracket which allows for use a larger TV.

Note: Recommend using TVs up to 40". Actual TV Bracket must be ordered separately.

NO TVBKT	No TV Bracket
TVBKT	TV Bracket (Placed at 42"H)
HI-TVBKT	High TV Bracket (Placed at 60½"H)

VIEW BOOTH TABLE LEG EDGE PROFILE

Y Square



VENEER (W) TABLE TOP OPTIONS

Tops feature UV Advantage, an ultra-violet finish, on all exposed surfaces by utilizing roll-coat UV technology.

AW	Artisan Walnut	MW	Mahogany Walnut
AS	Asian Night	MAS	Mesa Sunset*
CO	Columbian Walnut	MTS	Metropolis Sky
DC	Dark Cherry	ORW	Oak Riftwood*
DFW	Dark Forest Walnut	PNW	Pinnacle Walnut
EW	Espresso	SCH	Select Cherry
FO	Fawn Oak*	SKC	Shaker Cherry
GC	Golden Cherry	SM	Sugar Maple
HW	Harvest Walnut	WTA	Weathered Ash*
HNW	Henna Walnut	WC	Williamsburg Cherry
LW	Legacy Walnut		

* Finish is Low Sheen

TFL (T) AND HPL (P) LAMINATE TABLE TOP OPTIONS

WOODGRAIN

AS	Asian Night	PTK	Portico Teak
BW	Beigewood	RC	River Cherry
CO	Columbian Walnut	SPW	Sepia Walnut
EF	Espresso	SKC	Shaker Cherry
FLW	Florence Walnut	SBP	Smoky Brown Pear
HVM	Harvest Maple	TK	Studio Teak
KHE	Kirsche	SM	Sugar Maple
MNR	Midnight Run	WTA	Weathered Ash
NTM	Natural Marrone	WNB	White Nebbia
ORW	Oak Riftwood	WC	Williamsburg Cherry
PNW	Pinnacle Walnut		

SOLID

BL	Black	FHG	Fashion Grey
WH	Designer White	SG	Slate Grey

VIEW BOOTH TABLE LEG FINISH OPTIONS

ALUM	Aluminum Leg
BLK	Black Leg
PLAT	Platinum Leg

FIFTEEN PODS

PODS + TABLES BY PLEDGE (15 SERIES)

VIEW BOOTH TABLE POWER/DATA OPTIONS

Grommets are available in View Tables for an upcharge or they may be ordered without grommets (specify NO GROMMET on order).

Power/Data units and Wireless Chargers must be ordered separately and specified with a surface mount location. **Tables 36" deep or less are available with End Location. Multiple locations may be selected (End & Center) on Tables 47" deep or larger.** Only one unit per location.

GROMMET LOCATIONS (Specify Black = BLK or Silver = SLV)

GE	Grommet, End - BLK or SLV	\$	54
GC	Grommet, Center - BLK or SLV	\$	54
GEC	Grommet, End & Center - BLK or SLV	\$	108

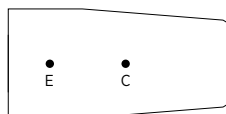
DUO/TRIO BEZEL LOCATIONS

PDC-E	Bezel, End
PDC-C	Bezel, Center
PDC-EC	Bezel, End & Center

WIRELESS CHARGER LOCATIONS

D950-E	Dock 950, End
D950-C	Dock 950, Center
D950-EC	Dock 950, End & Center
D150-E	Dock 150, End
D150-C	Dock 150, Center
D150-EC	Dock 150, End & Center

Grommets, Power Units, Dock 950 Wireless Charger, and Dock 150 Wireless & USB Charger may be ordered in non-standard locations. Call Customer Service to assist with specification and/or please attach a drawing to the PO showing the location of the grommet. Note additional charges and lead times may apply.



Power locations for the View Table are End, Center, or End & Center

E = End C = Center EC = End & Center

E = 12" from monitor end
C = Centered

EXAMPLES OF POWER/DATA UNITS (See Additional Units in the Accessories)

01-DUOBEZELW	Duo Bezel, White, Specify Location	\$	697
01-DUOBEZELB	Duo Bezel, Black, Specify Location	\$	697
01-DUOBEZELS	Duo Bezel, Silver, Specify Location	\$	697
01-TRIOBEZELW	Trio Bezel, White, Specify Location	\$	749
01-TRIOBEZELB	Trio Bezel, Black, Specify Location	\$	749
01-TRIOBEZELS	Trio Bezel, Silver, Specify Location	\$	749
01-DOCK950W	Dock 950 Wireless Charger, White, Specify Location	\$	274
01-DOCK950B	Dock 950 Wireless Charger, Black, Specify Location	\$	274
01-DOCK150W	Dock 150 Wireless & USB Charger, White, Specify Location	\$	418
01-DOCK150B	Dock 150 Wireless & USB Charger, Black, Specify Location	\$	418



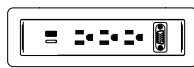
DOCK950



DOCK150



Duo Bezel



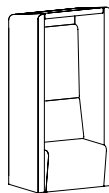
Trio Bezel

For Additional Power/Data and Wire Management Units [See Accessories](#)


CERTIFICATIONS & COMPLIANCE

- CAL 117-2013 Compliance
- Intertek Sustainability Certified
- BIFMA level® Certified
- BIFMA Compliant® Certified
- TSCA Title VI (CARB) Compliance
- Contributes to LEED®, Green Globes®, and WELL® Sustainable Programs


STATEMENT OF LINE



One Seat Pod:
15-P11
[\(See Details\)](#)



Two Seat Pod:
15-P22
[\(See Details\)](#)



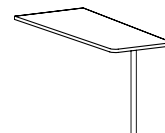
Three Seat Pod:
15-33
[\(See Details\)](#)



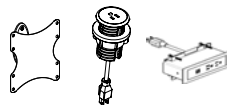
Low Center Panel:
15-PCP49
15-PCP43
[\(See Details\)](#)




High Center Panel:
15-PCPH49
15-PCPH43
[\(See Details\)](#)



View Table
30"D & 24"D Available in
TFL, HPL and Veneer
[\(See Details\)](#)




Accessories Include:
TV Brackets, Power, and
Wireless Chargers
[\(See Power + Accessories\)](#)



Enhance your space with
Cush Pillows. [See Product Details.](#)

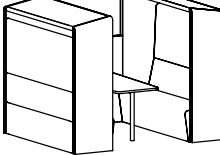
FIFTEEN PODS

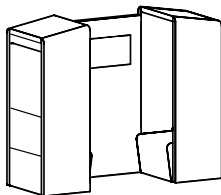
IDEA STARTERS



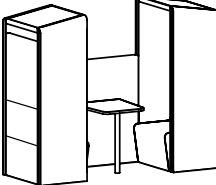
FIFTEEN PODS

LOUNGE & TABLES (15 SERIES) BY PLEDGE

Item	Model No.	Width	Depth	Height	Ship Wt	Cubic Ft	List Price
	15-P1	78 ³ / ₈	101 ³ / ₄	75	496	252.7	\$ 20316
	CONSISTS OF:		QTY				
	15-P33	2	Three Seat Pod				\$ 17766
	15-PCP49	1	Low Center Panel, Single Sided Table Bracket (TBLBKT) - View Booth Table Being Used				\$ 1655
	15-E5TV30	1	30"W TFL View Booth Table				\$ 895
	View Booth Table is available in 24"W or 30"W and surface material options include TFL, HPL or Veneer Grade 1 pricing						



15-P2	33 ³ / ₈	95 ³ / ₄	75	235	103.2	\$ 14482
CONSISTS OF:		QTY				
15-P11	2	One Seat Pod				\$ 12454
15-PCPH43	1	High Center Panel Single Sided TV Bracket (HI-TVBKT) - TV Bracket at Higher Height (60½" H)				\$ 2028
TV not included Grade 1 pricing						



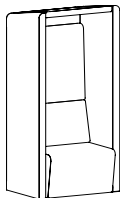
15-P3	33⅜	95¾	75	259	143.5	\$ 14659
CONSISTS OF:		QTY				
15-P11	2	One Seat Pod				\$ 12454
15-PCP43	1	Low Center Panel, Single Sided Table Bracket (TBLBKT) - View Booth Table Being Used				\$ 1571
15-E1TV24	1	24"W TFL View Booth Table				\$ 634
View Booth Table is available in 24"W or 30"W and surface material options include TFL, HPL or Veneer Grade 1 pricing						

For ordering options, [see overview at the beginning of this section.](#)

FIFTEEN PODS

PODS + TABLES BY PLEDGE (15 SERIES)

Item	Model No.	Chair Width	Chair Depth	Chair Height	Ship Wt	Cubic Ft
ONE SEAT POD	15-P11	33 $\frac{3}{8}$	26 $\frac{3}{8}$	75	97	47.4



Must Specify (in this order):

Model #
Primary Upholstery
Accent Upholstery
Surround Upholstery
Center Panel Designator
Optional Power


Description

- Available with Three Contrasting Upholstery ([See Details](#))
- May Be Used in Booth Applications; Must Specify Center Panel Designator: (NONE) for No Center Panel or (LEFT or RIGHT) Based on the Side the Center Panel will be Attached; ([See Single or Dual Sided Center Panels and Order Separately](#))
- Optional Power Ports, [See Options](#)

List Price/Grade	Yards	COM/1	2	3	4	5	6	7	8	9	10	L1	L2
Single Upholstery	12.50	\$ 6227	6902	7490	8052	8902	9765	10990	12277	13777	15502	10552	12402
Contrasting Upholstery													
Primary	3.50	\$ 6275	6464	6629	6786	7024	7266	7609	7969	8389	8872	7486	8004
Accent	1.50	\$ 0	81	152	219	321	425	572	726	906	1113	519	741
Surround	8.50	\$ 0	459	859	1241	1819	2406	3239	4114	5134	6307	2941	4199

TWO SEAT POD

15-P22	54 $\frac{3}{4}$	26 $\frac{3}{8}$	75	141	66.8
--------	------------------	------------------	----	-----	------



Must Specify (in this order):

Model #
Primary Upholstery
Accent Upholstery
Surround Upholstery
Center Panel Designator
Optional Power


Description

- Available with Three Contrasting Upholstery ([See Details](#))
- May Be Used in Booth Applications; Must Specify Center Panel Designator: (NONE) for No Center Panel or (LEFT or RIGHT) Based on the Side the Center Panel will be Attached; ([See Single or Dual Sided Center Panels and Order Separately](#))
- Optional Power Ports, [See Options](#)

List Price/Grade	Yards	COM/1	2	3	4	5	6	7	8	9	10	L1	L2
Single Upholstery	16.75	\$ 7675	8580	9367	10121	11260	12415	14057	15782	17792	20104	13471	15950
Contrasting Upholstery													
Primary	5.50	\$ 7711	8008	8267	8514	8888	9268	9807	10373	11033	11792	9614	10428
Accent	2.00	\$ 0	108	202	292	428	566	762	968	1208	1484	692	988
Surround	10.00	\$ 0	540	1010	1460	2140	2830	3810	4840	6040	7420	3460	4940

THREE SEAT POD

15-P33	78 $\frac{3}{8}$	26 $\frac{3}{8}$	75	190	96.1
--------	------------------	------------------	----	-----	------



Must Specify (in this order):

Model #
Primary Upholstery
Accent Upholstery
Surround Upholstery
Center Panel Designator
Optional Power


Description

- Available with Three Contrasting Upholstery ([See Details](#))
- May Be Used in Booth Applications; Must Specify Center Panel Designator: (NONE) for No Center Panel or (LEFT or RIGHT) Based on the Side the Center Panel will be Attached; ([See Single or Dual Sided Center Panels and Order Separately](#))
- Optional Power Ports, [See Options](#)

List Price/Grade	Yards	COM/1	2	3	4	5	6	7	8	9	10	L1	L2
Single Upholstery	21.25	\$ 8883	10031	11029	11986	13431	14897	16979	19168	21718	24651	16236	19381
Contrasting Upholstery													
Primary	8.75	\$ 8955	9428	9839	10233	10828	11431	12289	13190	14240	15448	11983	13278
Accent	2.75	\$ 0	149	278	402	589	778	1048	1331	1661	2041	952	1359
Surround	11.25	\$ 0	608	1136	1643	2408	3184	4286	5445	6795	8348	3893	5558

For ordering options, [see overview at the beginning of this section.](#)

Item	Model No.	Width	Depth	Height	Ship Wt	Cubic Ft
LOW CENTER PANEL SINGLE SIDED	15-PCP49	49	3	49½	45	8.4
	15-PCP43	43	3	49½	41	8.4



Must Specify (in this order):

Model #
Primary Upholstery
Table Bracket Designator
TV Bracket Designator

Description

- Use to Create Booths in Single-Sided Applications
- Not Freestanding; Must Connect To Two Pod Units
- Must Specify Table Bracket Designator Below: NO TBLBKT or TBLBKT; ([See View Booth Tables and Order Separately](#))
- Must Specify TV Bracket Designator Below: NO TVBKT or TVBKT; ([See TV Bracket and Order Separately](#))
- TV Bracket Allows For Use of TVs up to 40" on Panel
- If a Table and/or TV Bracket is Designated, a Grommet or Grommets Will Automatically Be Added to the Panel for Wire Management

List Price/Grade	Yards	COM/1	2	3	4	5	6	7	8	9	10	L1	L2
15-PCP49 Upholstery 4.50 \$	1655	1898	2110	2312	2618	2929	3370	3833	4373	4994	3212	3878	
15-PCP43 Upholstery 4.00 \$	1571	1787	1975	2155	2427	2703	3095	3507	3987	4539	2955	3547	


Must Specify: Table Bracket

NO TBLBKT No View Booth Table Being Used
TBLBKT View Booth Table Being Used

Must Specify: TV Bracket

NO TVBKT No TV Being Used
TVBKT TV Bracket at Standard Height (42"H)

HIGH CENTER PANEL SINGLE SIDED	15-PCPH49	49	3	69¾	69	9.0
	15-PCPH43	43	3	69¾	65	9.0



Must Specify (in this order):

Model #
Primary Upholstery
Table Bracket Designator
TV Bracket Designator

Description

- Use to Create Booths in Single-Sided Applications
- Not Freestanding; Must Connect To Two Pod Units
- Must Specify Table Bracket Designator Below: NO TBLBKT or TBLBKT; ([See View Booth Tables and Order Separately](#))
- Must Specify TV Bracket Designator Below: NO TVBKT, TVBKT, or HI-TVBKT; ([See TV Bracket and Order Separately](#))
- TV Bracket Allows For Use of TVs up to 40" on Panel
- If a Table and/or TV Bracket is Designated, a Grommet or Grommets Will Automatically Be Added to the Panel for Wire Management

List Price/Grade	Yards	COM/1	2	3	4	5	6	7	8	9	10	L1	L2
15-PCPH49 Upholstery 6.00 \$	2159	2483	2765	3035	3443	3857	4445	5063	5783	6611	4235	5123	
15-PCPH43 Upholsterv 5.25 \$	2028	2312	2558	2795	3152	3514	4028	4569	5199	5924	3845	4622	

Must Specify: Table Bracket

NO TBLBKT No View Booth Table Being Used
TBLBKT View Booth Table Being Used

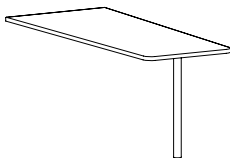
Must Specify: TV Bracket

NO TVBKT No TV Being Used
TVBKT TV Bracket at Standard Height (42"H)
HI-TVBKT TV Bracket at Higher Height (60½"H)

For ordering options, [see overview at the beginning of this section.](#)

FIFTEEN PODS

PODS + TABLES BY PLEDGE (15 SERIES)

Item	Model No.		Width	Depth	Height	Ship Wt	Cubic Ft	List Price	
VIEW BOOTH TABLES	24"W								
	15-E1TV24	TFL	24	26	30	24	40.3	T\$	634
	15-E1TV24H	HPL	24	26	30	24	40.3	P\$	835
	15-E1TV24V	Veneer	24	26	30	24	40.3	W\$	882
	15-E2TV24	TFL	24	36	30	29	40.3	T\$	673
	15-E2TV24H	HPL	24	36	30	29	40.3	P\$	872
	15-E2TV24V	Veneer	24	36	30	29	40.3	W\$	988
	15-E3TV24	TFL	24	47	30	33	40.3	T\$	718
	15-E3TV24H	HPL	24	47	30	33	40.3	P\$	910
	15-E3TV24V	Veneer	24	47	30	33	40.3	W\$	1138
	15-E4TV24	TFL	24	60	30	48	40.3	T\$	767
	15-E4TV24H	HPL	24	60	30	48	40.3	P\$	957
	15-E4TV24V	Veneer	24	60	30	48	40.3	W\$	1257
	15-E5TV24	TFL	24	71	30	57	52.1	T\$	833
	15-E5TV24H	HPL	24	71	30	57	52.1	P\$	1022
	15-E5TV24V	Veneer	24	71	30	57	52.1	W\$	1397
30"W									
<div>Must Specify (in this order): Model # Finish/Color Leg Color Grommet/Power/Data</div>	15-E1TV30	TFL	30	26	30	30	40.3	T\$	658
	15-E1TV30H	HPL	30	26	30	30	40.3	P\$	894
	15-E1TV30V	Veneer	30	26	30	30	40.3	W\$	954
	15-E2TV30	TFL	30	36	30	36	40.3	T\$	707
	15-E2TV30H	HPL	30	36	30	36	40.3	P\$	935
	15-E2TV30V	Veneer	30	36	30	36	40.3	W\$	1119
	15-E3TV30	TFL	30	47	30	41	40.3	T\$	758
	15-E3TV30H	HPL	30	47	30	41	40.3	P\$	977
	15-E3TV30V	Veneer	30	47	30	41	40.3	W\$	1248
	15-E4TV30	TFL	30	60	30	60	40.3	T\$	817
	15-E4TV30H	HPL	30	60	30	60	40.3	P\$	1023
	15-E4TV30V	Veneer	30	60	30	60	40.3	W\$	1381
	15-E5TV30	TFL	30	71	30	71	52.1	T\$	895
	15-E5TV30H	HPL	30	71	30	71	52.1	P\$	1143
	15-E5TV30V	Veneer	30	71	30	71	52.1	W\$	1551

Must Specify (in this order):

Model #
Finish/Color
Leg Color
Grommet/Power/Data

Description

- Available With 1 $\frac{3}{16}$ " Thick Veneer (W), 1 $\frac{3}{16}$ " Thick HPL (P), or 1" Thick TFL Top; Must Specify Finish/Color; [See Color Options](#)
- Not Freestanding; Must Connect to High or Low Center Panel
- Must Specify Leg Finish: Aluminum (ALUM), Black (BLK), or Platinum (PLAT)
- Some Assembly Required
- Wire Management, Power/Data, and Grommet Options Available, Starting on Next Page; [See Locations](#)

T = TFL P = HPL W = Veneer

For ordering options, [see overview at the beginning of this section.](#)

Item	Model No.		Width	Depth	Height	Ship Wt	Cubic Ft	List Price
ROUND GROMMET COVER FIELD INSTALLED	01-GRMTBK	Black	-	-	-	-	-	\$ 11
	01-GRMTSL	Silver						

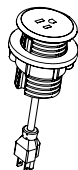


OPEN MARKET ONLY
(SILVER)

Description

- 60mm Round Grommet Cover
- Field Installed

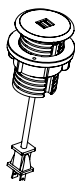
SINGLE POWER SAND DOLLAR	01-SAND60PS	Silver	3	3	4	1	0.2	\$ 101
	01-SAND60PW	White						\$ 101
	01-SAND60PB	Black						\$ 101



Description

- Unit is 2" Diameter; Mounts in 60mm Round Grommet
- 6' Cord
- Single Power Outlet

DOUBLE USB SAND DOLLAR	01-SAND60US	Silver	3	3	4	1	0.2	\$ 286
	01-SAND60UW	White						\$ 286
	01-SAND60UB	Black						\$ 286



Description

- Unit is 2" Diameter; Mounts in 60mm Round Grommet
- 6' Cord
- Double USB

DOCK 950 WIRELESS CHARGER	01-DOCK950B	Black	-	-	-	1	0.2	\$ 274
	01-DOCK950W	White						\$ 274



Open Market Only

Description

- For Use with Wireless Charging Enabled Devices (Qi)
- 5 Watts Maximum Output with a Direct Current of 5V 2A and 10 Watts Maximum with Quick Charge 2.0
- Mounts in 76mm Round Cut-Out
- LED will Confirm Pairing with Device and Begin Wireless Charging

DOCK 150 WIRELESS AND USB CHARGER	01-DOCK150B	Black	-	-	-	1	0.2	\$ 418
	01-DOCK150W	White						\$ 418



Open Market Only

Description

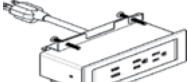
- For Use with Wireless Charging Enabled Devices (Qi) and USB Charging Devices
- 5 Watt Maximum Output with a Direct Current Input of 5V 6A (Wireless Fast Charge)
- Pop-Up Includes Three (3) USB Ports; One (1) 12 Watt Maximum with 2.4A (USB Fast Charge) and Two (2) 5 Watt with 1A (USB Standard Charge)
- Mounts in 76mm Round Cut-Out
- LED will Confirm Pairing with Device and Begin Wireless Charging
- UL & cUL Certified

For ordering options, [see overview at the beginning of this section.](#)

PLEDGE

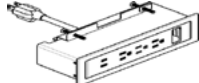
FIFTEEN PODS

PODS + TABLES BY PLEDGE (15 SERIES)

Item	Model No.		Width	Depth	Height	Ship Wt	Cubic Ft	List Price
 DUO BEZEL NEMA PLUG	01-DUOBEZELS	Silver	9	2½	3	1	0.2	\$ 697
	01-DUOBEZELW	White						\$ 697
	01-DUOBEZELB	Black						\$ 697

Description

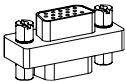
- Standard with: Two (2) Power Outlet, One (1) USB Charging Port and One (1) 60-Watt USB-C Power Delivery Port with GaN Technology with 10' Cord
- Worksurface Must Be Routed To Accept Unit, Which Sits Down Into Worksurface Supported By Attractive Slim Fit Bezel
- Independent USB Circuit Controllers Deliver up to 2.1 Amps to Each Post
- All Mounting Hardware Included
- FCC Part 15A and UL Approved for Horizontal and Vertical Applications

 TRIO BEZEL NEMA PLUG	01-TRIOBEZELS	Silver	6½	2½	3¼	1	0.2	\$ 749
	01-TRIOBEZELW	White						\$ 749
	01-TRIOBEZELB	Black						\$ 749

Description

- Standard with: Three (3) Power Outlets, One (1) USB Charging Port, One (1) 60-Watt USB-C Power Delivery Port with GaN Technology, One (1) Open Data with 10' Cord
- Worksurface Must Be Routed To Accept Unit, Which Sits Down Into Worksurface Supported By Attractive Slim Fit Bezel
- Independent USB Circuit Controllers Deliver up to 2.1 Amps to Each Post
- HDMI, VGA, or RJ45 Accessories Sold Separately
- All Mounting Hardware Included
- FCC Part 15A and UL Approved for Horizontal and Vertical Applications

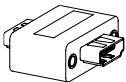
TRIO VGA DATA PORT ACCESSORY	01-LCOMVGA		-	-	-	-	-	\$ 125
---------------------------------	------------	--	---	---	---	---	---	--------



Description

- VGA Ports for Trio Units

TRIO HDMI DATA PORT ACCESSORY	01-LCOMHDMI		-	-	-	-	-	\$ 171
----------------------------------	-------------	--	---	---	---	---	---	--------

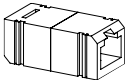


Description

- HDMI Ports for Trio Units

Open Market Only

TRIO RJ45 DATA PORT ACCESSORY	01-LCOMRJ45		-	-	-	-	-	\$ 82
----------------------------------	-------------	--	---	---	---	---	---	-------



Description

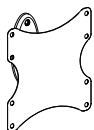
- RJ45 Ports for Trio Units

For ordering options, [see overview at the beginning of this section.](#)

FIFTEEN PODS

PODS + TABLES BY PLEDGE (15 SERIES)

Item	Model No.	Width	Depth	Height	Ship Wt	Cubic Ft	List Price
TV BRACKET	01-0603TVBR	12½	13½	19½	5	1.9	\$ 342

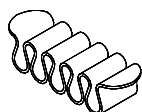


Open Market Only

Description

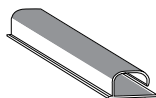
- TV Bracket with Swivel/Tilt

CABLE GRIP	01-WMGRCB	-	-	-	1	0.1	\$ 18
------------	-----------	---	---	---	---	-----	-------

**Description**

- Black Under Surface Wire Management
- Cable Grip Attaches with Four (4) Screws, Hardware Included

WIRE CHANNEL	01-32125	24	1½	1	.25	0.3	\$ 109
--------------	----------	----	----	---	-----	-----	--------

**Description**

- Available in Black
- Includes (2) Double-Sided Tape Ribbons for Easy Installation
- Open J Channel for Easy Wire Management

VESTA POWER CENTER	01-PDCTR	10¾	12	28¼	14	2.5	\$ 1835
--------------------	----------	-----	----	-----	----	-----	---------

**Description**

- Top Includes One (1) Power Outlet, Two (2) USB Ports and One (1) USBC Port; Base Includes Three (3) Outlet
- Available in White
- 120" Power Cord
- Built with Weight Distribution for Optimal Stability
- Base is 5" Tall

For ordering options, [see overview at the beginning of this section.](#)

PLEDGE

Experience the staying power of classic design paired with keen, modern interiors. Available in three arm styles, fully-upholstered or with clean out backs, and in standard and high occupancy sizes, Gleem's proven steam bending technique and handcrafted construction create a long lasting, superior chair. Create the perfect look, and provide lasting comfort for a diverse range of users. High Occupancy models support users up to 400lbs. And the entire collection features a wall saver design, preventing the chair back from hitting and marring walls.

CONSTRUCTION

- Exposed wood components are manufactured using European Beech and are free of spirits, discoloration, pits, shakes, and wormholes
- All chair joints are double-doweled or mortised and tenoned, screwed, and glued for maximum strength and durability
- High Grade Polyurethane Foam, 1½" thick in the seat and 1" thick in the back; high quality resilient sheet webbing ensures a comfortable seating application
- Standard units support users up to 275lbs and High Occupancy units support users up to 400lbs
- Veneer and HPL tops have a 3-ply balanced construction, 1⅝" thick, and TFL tops have a 3-ply balanced construction are 1" thick
- Veneer table tops feature UVAdvantage, an ultra-violet finish, on all exposed surfaces by utilizing roll-coat UV technology
- Apron rails and legs feature a catalyzed varnish finish which offers durability, lasting beauty, and resistance to normal wear
- Apron rails are 3-ply Maple Veneer construction and steam bent to create a clean aesthetic
- Table legs are solid maple
- Ships fully assembled

HOW TO ORDER EXAMPLE

Model No.	Description	Example
395	Finish	HNW
	Primary Upholstery	Momentum Beeline EPU Autumn
	Accent Upholstery	Momentum Beeline EPU Canvas
	Glides	STD

WALL SAVER DESIGN

All of the Gleem chairs feature a wall saver design. With Gleem's contoured frame, any unit can be placed against a wall without concern of scratching or scuffing.



WOOD FINISHES

Indiana Furniture uses a multi-step, hand finishing process on all exposed wood frames.

Chairs feature a catalyzed varnish finish which offers durability, lasting beauty, and resistance to normal wear.


AW	Artisan Walnut	MAS	Mesa Sunset*
AS	Asian Night	MTS	Metropolis Sky
BW	Beigewood*	MNR	Midnight Run
BL	Black	NTM	Natural Marrone*
CO	Columbian Walnut	ORW	Oak Riftwood*
DC	Dark Cherry	PNW	Pinnacle Walnut
DFW	Dark Forest Walnut*	PTK	Portico Teak*
WH	Designer White	RC	River Cherry*
EF	Espresso	SCH	Select Cherry
FO	Fawn Oak*	SPW	Sepia Walnut*
FLW	Florence Walnut*	SKC	Shaker Cherry
GC	Golden Cherry	SBP	Smoky Brown Pear*
HVM	Harvest Maple*	TK	Studio Teak
HW	Harvest Walnut	SM	Sugar Maple
HNW	Henna Walnut	WTA	Weathered Ash*
KHE	Kirsche	WNB	White Nebbia
LW	Legacy Walnut	WC	Williamsburg Cherry
MW	Mahogany Walnut		

* Finish is Low Sheen

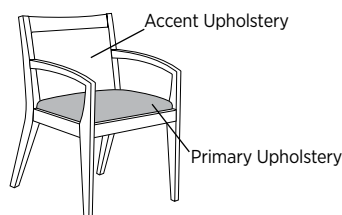
UPHOLSTERY OPTIONS

Available in single or contrasting upholsteries in a wide variety of graded-in or contract options, including fabric, vinyl, and leather.

Single Upholstery



Contrasting Upholstery

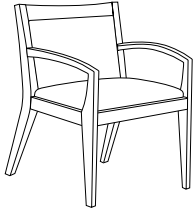


GLIDE OPTIONS

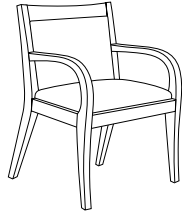
STD	Nylon Glides	STD
FELT	Felt Glides	\$ N/C

CERTIFICATIONS & COMPLIANCE


- CAL 117-2013 Compliance
- Intertek Sustainability Certified
- BIFMA level® Certified
- BIFMA Compliant® Certified
- TSCA Title VI (CARB) Compliance
- Contributes to LEED®, Green Globes®, and WELL® Sustainable Programs



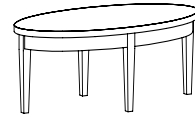
Arch Arm:
395
([See Details](#))




Curved Arm:
396
([See Details](#))



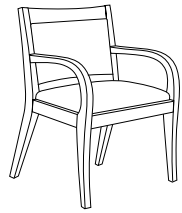
Swoop Arm:
398
([See Details](#))




Elliptical Table
395-4222EMT
([See Details](#))



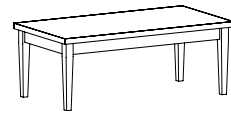
Arch Arm,
Clean Out Back:
395C
([See Details](#))




Curved Arm, Clean
Out Back:
396C
([See Details](#))



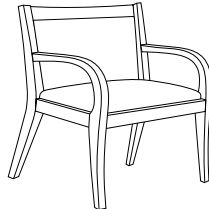
Swoop Arm, Clean
Out Back:
398C
([See Details](#))



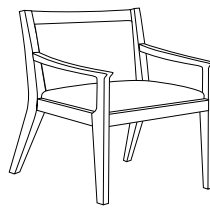
Magazine Table
395-4222MT
([See Details](#))



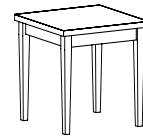
Arch Arm,
High Occupancy:
395B
([See Details](#))




Curved Arm,
High Occupancy:
396B
([See Details](#))




Swoop Arm,
High Occupancy:
398B
([See Details](#))




Lamp Table
395-2222LT
([See Details](#))



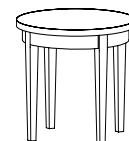
Arch Arm,
High Occupancy,
Clean Out:
395BC
([See Details](#))



Curved Arm,
High Occupancy,
Clean Out:
396BC
([See Details](#))

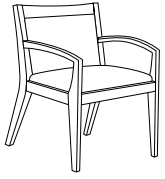


Swoop Arm,
High Occupancy,
Clean Out:
398BC
([See Details](#))



Round End Table
395-2222RET
([See Details](#))

Item	Model No.	Chair Width	Chair Depth	Chair Height	Seat Width	Seat Depth	Seat Height	Arm Height	Ship Wt	Cubic Ft
ARCH ARM GUEST	395	23¾	24	31¾	20¾	18¾	17¼	24	25	16.9



WS

Must Specify (in this order):

Model #
Finish
Primary Upholstery
Accent Upholstery
Glide

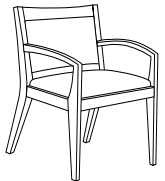
Description

- Available with Contrasting Upholstery ([See Details](#))
- Wall Saver Design
- Supports Users Up To 275lbs

List Price/Grade	Yards	COM/1	2	3	4	5	6	7	8	9	10	L1	L2
Single Upholstery	1.50	\$ 1310	1391	1462	1529	1631	1735	1882	2036	2216	2423	1829	2051
Contrasting Upholstery													
Primary	1.00	\$ 1322	1376	1423	1468	1536	1605	1703	1806	1926	2064	1668	1816
Accent	0.75	\$ 0	41	76	110	161	212	286	363	453	557	260	371

ARCH ARM, CLEAN OUT BACK GUEST

395C	23¾	24	31¾	20¾	18¾	17¼	24	25	16.9
------	-----	----	-----	-----	-----	-----	----	----	------



WS

Must Specify (in this order):

Model #
Finish
Primary Upholstery
Accent Upholstery
Glide


Description

- Available with Contrasting Upholstery ([See Details](#))
- Wall Saver Design
- Supports Users Up To 275lbs

List Price/Grade	Yards	COM/1	2	3	4	5	6	7	8	9	10	L1	L2
Single Upholstery	1.50	\$ 1310	1391	1462	1529	1631	1735	1882	2036	2216	2423	1829	2051
Contrasting Upholstery													
Primary	1.00	\$ 1322	1376	1423	1468	1536	1605	1703	1806	1926	2064	1668	1816
Accent	0.75	\$ 0	41	76	110	161	212	286	363	453	557	260	371

HIGH OCCUPANCY, ARCH ARM GUEST

395B	33¾	24	31¾	30¾	18¾	17¼	24	28	25.7
------	-----	----	-----	-----	-----	-----	----	----	------



WS

Must Specify (in this order):

Model #
Finish
Primary Upholstery
Accent Upholstery
Glide


Description

- Available with Contrasting Upholstery ([See Details](#))
- Wall Saver Design
- Supports Users Up To 400lbs

List Price/Grade	Yards	COM/1	2	3	4	5	6	7	8	9	10	L1	L2
Single Upholstery	2.00	\$ 1643	1751	1845	1935	2071	2209	2405	2611	2851	3127	2335	2631
Contrasting Upholstery													
Primary	1.25	\$ 1667	1735	1793	1850	1935	2021	2143	2272	2422	2595	2100	2285
Accent	1.25	\$ 0	68	126	183	268	354	476	605	755	928	433	618

HIGH OCCUPANCY, ARCH ARM, CLEAN OUT BACK GUEST

395BC	33¾	24	31¾	30¾	18¾	17¼	24	28	25.69
-------	-----	----	-----	-----	-----	-----	----	----	-------



WS

Must Specify (in this order):

Model #
Finish
Primary Upholstery
Accent Upholstery
Glide

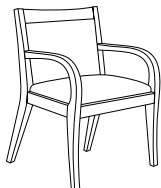
Description

- Available with Contrasting Upholstery ([See Details](#))
- Wall Saver Design
- Supports Users Up To 400lbs

List Price/Grade	Yards	COM/1	2	3	4	5	6	7	8	9	10	L1	L2
Single Upholstery	2.00	\$ 1643	1751	1845	1935	2071	2209	2405	2611	2851	3127	2335	2631
Contrasting Upholstery													
Primary	1.25	\$ 1667	1735	1793	1850	1935	2021	2143	2272	2422	2595	2100	2285
Accent	1.25	\$ 0	68	126	183	268	354	476	605	755	928	433	618

For ordering options, [see overview at the beginning of this section.](#)

Item	Model No.	Chair Width	Chair Depth	Chair Height	Seat Width	Seat Depth	Seat Height	Arm Height	Ship Wt	Cubic Ft
CURVED ARM GUEST	396	23¾	24	31¾	20¾	18¾	17¼	25½	25	16.9



WS

Must Specify (in this order):

Model #
Finish
Primary Upholstery
Accent Upholstery
Glide


Description

- Available with Contrasting Upholstery ([See Details](#))
- Wall Saver Design
- Supports Users Up To 275lbs

List Price/Grade	Yards	COM/1	2	3	4	5	6	7	8	9	10	L1	L2
Single Upholstery	1.50	\$ 1310	1391	1462	1529	1631	1735	1882	2036	2216	2423	1829	2051
Contrasting Upholstery													
Primary	1.00	\$ 1322	1376	1423	1468	1536	1605	1703	1806	1926	2064	1668	1816
Accent	0.75	\$ 0	41	76	110	161	212	286	363	453	557	260	371

CURVED ARM, CLEAN OUT BACK GUEST

396C	23¾	24	31¾	20¾	18¾	17¼	25½	25	16.9
------	-----	----	-----	-----	-----	-----	-----	----	------



WS

Must Specify (in this order):

Model #
Finish
Primary Upholstery
Accent Upholstery
Glide

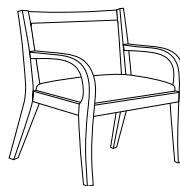
Description

- Available with Contrasting Upholstery ([See Details](#))
- Wall Saver Design
- Supports Users Up To 275lbs

List Price/Grade	Yards	COM/1	2	3	4	5	6	7	8	9	10	L1	L2
Single Upholstery	1.50	\$ 1310	1391	1462	1529	1631	1735	1882	2036	2216	2423	1829	2051
Contrasting Upholstery													
Primary	1.00	\$ 1322	1376	1423	1468	1536	1605	1703	1806	1926	2064	1668	1816
Accent	0.75	\$ 0	41	76	110	161	212	286	363	453	557	260	371

HIGH OCCUPANCY, CURVED ARM GUEST

396B	33¾	24	31¾	30¾	18¾	17¼	25½	28	25.7
------	-----	----	-----	-----	-----	-----	-----	----	------



WS

Must Specify (in this order):

Model #
Finish
Primary Upholstery
Accent Upholstery
Glide

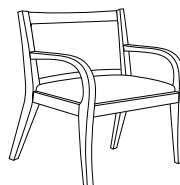
Description

- Available with Contrasting Upholstery ([See Details](#))
- Wall Saver Design
- Supports Users Up To 400lbs

List Price/Grade	Yards	COM/1	2	3	4	5	6	7	8	9	10	L1	L2
Single Upholstery	2.00	\$ 1643	1751	1845	1935	2071	2209	2405	2611	2851	3127	2335	2631
Contrasting Upholstery													
Primary	1.25	\$ 1667	1735	1793	1850	1935	2021	2143	2272	2422	2595	2100	2285
Accent	1.25	\$ 0	68	126	183	268	354	476	605	755	928	433	618

HIGH OCCUPANCY, CURVED ARM, CLEAN OUT BACK GUEST

396BC	33¾	24	31¾	30¾	18¾	17¼	25½	28	25.7
-------	-----	----	-----	-----	-----	-----	-----	----	------



WS

Must Specify (in this order):

Model #
Finish
Primary Upholstery
Accent Upholstery
Glide

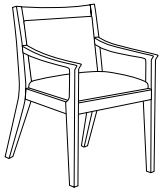
Description

- Available with Contrasting Upholstery ([See Details](#))
- Wall Saver Design
- Supports Users Up To 400lbs

List Price/Grade	Yards	COM/1	2	3	4	5	6	7	8	9	10	L1	L2
Single Upholstery	2.00	\$ 1643	1751	1845	1935	2071	2209	2405	2611	2851	3127	2335	2631
Contrasting Upholstery													
Primary	1.25	\$ 1667	1735	1793	1850	1935	2021	2143	2272	2422	2595	2100	2285
Accent	1.25	\$ 0	68	126	183	268	354	476	605	755	928	433	618

For ordering options, [see overview at the beginning of this section.](#)

Item	Model No.	Chair Width	Chair Depth	Chair Height	Seat Width	Seat Depth	Seat Height	Arm Height	Ship Wt	Cubic Ft
SWOOP ARM GUEST	398	23¾	24	31¾	20¾	18¾	17¼	23	25	16.9



WS

Must Specify (in this order):

Model #
Finish
Primary Upholstery
Accent Upholstery
Glide


Description

- Available with Contrasting Upholsteries
- Wall Saver Design
- Supports Users Up To 275lbs

List Price/Grade	Yards	COM/1	2	3	4	5	6	7	8	9	10	L1	L2
Single Upholstery	1.50	\$ 1310	1391	1462	1529	1631	1735	1882	2036	2216	2423	1829	2051
Contrasting Upholstery													
Primary	1.00	\$ 1322	1376	1423	1468	1536	1605	1703	1806	1926	2064	1668	1816
Accent	0.75	\$ 0	41	76	110	161	212	286	363	453	557	260	371

SWOOP ARM, CLEAN OUT BACK GUEST

398C	23¾	24	31¾	20¾	18¾	17¼	23	25	16.9
------	-----	----	-----	-----	-----	-----	----	----	------



WS

Must Specify (in this order):

Model #
Finish
Primary Upholstery
Accent Upholstery
Glide


Description

- Available with Contrasting Upholstery ([See Details](#))
- Wall Saver Design
- Supports Users Up To 275lbs

List Price/Grade	Yards	COM/1	2	3	4	5	6	7	8	9	10	L1	L2
Single Upholstery	1.50	\$ 1310	1391	1462	1529	1631	1735	1882	2036	2216	2423	1829	2051
Contrasting Upholstery													
Primary	1.00	\$ 1322	1376	1423	1468	1536	1605	1703	1806	1926	2064	1668	1816
Accent	0.75	\$ 0	41	76	110	161	212	286	363	453	557	260	371

HIGH OCCUPANCY, SWOOP ARM GUEST

398B	33¾	24	31¾	30¾	18¾	17¼	28	28	25.7
------	-----	----	-----	-----	-----	-----	----	----	------



WS

Must Specify (in this order):

Model #
Finish
Primary Upholstery
Accent Upholstery
Glide


Description

- Available with Contrasting Upholstery ([See Details](#))
- Wall Saver Design
- Supports Users Up To 400lbs

List Price/Grade	Yards	COM/1	2	3	4	5	6	7	8	9	10	L1	L2
Single Upholstery	2.00	\$ 1643	1751	1845	1935	2071	2209	2405	2611	2851	3127	2335	2631
Contrasting Upholstery													
Primary	1.25	\$ 1667	1735	1793	1850	1935	2021	2143	2272	2422	2595	2100	2285
Accent	1.25	\$ 0	68	126	183	268	354	476	605	755	928	433	618

HIGH OCCUPANCY, SWOOP ARM, CLEAN OUT BACK GUEST

398BC	33¾	24	31¾	30¾	18¾	17¼	28	28	25.7
-------	-----	----	-----	-----	-----	-----	----	----	------



WS

Must Specify (in this order):

Model #
Finish
Primary Upholstery
Accent Upholstery
Glide

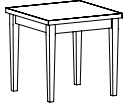
Description

- Available with Contrasting Upholstery ([See Details](#))
- Wall Saver Design
- Supports Users Up To 400lbs

List Price/Grade	Yards	COM/1	2	3	4	5	6	7	8	9	10	L1	L2
Single Upholstery	2.00	\$ 1643	1751	1845	1935	2071	2209	2405	2611	2851	3127	2335	2631
Contrasting Upholstery													
Primary	1.25	\$ 1667	1735	1793	1850	1935	2021	2143	2272	2422	2595	2100	2285
Accent	1.25	\$ 0	68	126	183	268	354	476	605	755	928	433	618

For ordering options, [see overview at the beginning of this section.](#)

Item	Model No.	Width	Depth	Height	Ship Wt	Cubic Ft	List Price
LAMP TABLE	395-2222LT	22	22	22	18	11.6	T\$ 1278 W/P\$ 1405



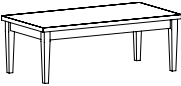
Must Specify (in this order):

Model #
Surface Material
Finish/Color

Description

- Standard with: Top Features Square Edge Profile, Wood Legs, and Adjustable Glides
- Choose From 1½" Thick Veneer (W), 1½" Thick HPL (P) Top, or 1" Thick TFL (T) Top
- Ships Fully Assembled

MAGAZINE TABLE	395-4222MT	42	22	16	33	14.4	T\$ 1493 W/P\$ 1628
----------------	------------	----	----	----	----	------	------------------------



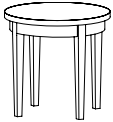
Must Specify (in this order):

Model #
Surface Material
Finish/Color

Description

- Standard with: Top Features Square Edge Profile, Wood Legs, and Adjustable Glides
- Choose From 1½" Thick Veneer (W), 1½" Thick HPL (P) Top, or 1" Thick TFL (T) Top
- Ships Fully Assembled

ROUND END TABLE	395-2222RET	22	22	22	18	11.6	T\$ 1338 W/P\$ 1497
-----------------	-------------	----	----	----	----	------	------------------------



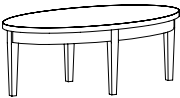
Must Specify (in this order):

Model #
Surface Material
Finish/Color

Description

- Standard with: Top Features Square Edge Profile, Wood Legs, and Adjustable Glides
- Choose From 1½" Thick Veneer (W), 1½" Thick HPL (P) Top, or 1" Thick TFL (T) Top
- Ships Fully Assembled

ELLIPTICAL TABLE	395-4222EMT	42	22	16	33	14.4	T\$ 1278 W/P\$ 1405
------------------	-------------	----	----	----	----	------	------------------------



Must Specify (in this order):

Model #
Surface Material
Finish/Color

Description

- Standard with: Top Features Square Edge Profile, Wood Legs, and Adjustable Glides
- Choose From 1½" Thick Veneer (W), 1½" Thick HPL (P) Top, or 1" Thick TFL (T) Top
- Ships Fully Assembled

For ordering options, [see overview at the beginning of this section.](#)

Gleem+ is a collection inspired by the staying power and classic design of the Gleem series. With high traffic areas, healthcare and education in mind, the freestanding, tandem seating and table solutions are available with or without a clean out back, optional arm cap, and single or contrasting upholstery. Gleem+ models support users 400-600lbs and feature models specifically for patient care with increased seat heights and support. The entire collection features a wall saver design, preventing the chair backs from marring walls.

CONSTRUCTION

- Exposed chair components are manufactured using European Beech and are free of discoloration, pits, shakes, and wormholes
- All chair joints are mortise and tenon construction with screws and glue for maximum strength and durability
- High Grade Polyurethane Foam, 1½" thick in the seat and 1" thick in the back; high quality resilient sheet webbing ensures a comfortable seating application
- Optional black polyurethane arm cap, increases arm height ½"
- Veneer and HPL tops have a 3-ply balanced construction, 1½" thick, and TFL tops have a 3-ply balanced construction are 1" thick
- Veneer table tops feature UVAdvantage, an ultra-violet finish, on all exposed surfaces by utilizing roll-coat UV technology
- Apron rails and legs feature a catalyzed varnish finish which offers durability, lasting beauty, and resistance to normal wear
- Apron rails are 3-ply Maple Veneer construction and steam bent to create a clean aesthetic
- Table legs are solid maple
- 397HP and 399HH ship with non-marring nylon glides. All other units ship with non-marring adjustable glides.

HOW TO ORDER EXAMPLE

SEATING

Model No.	Description	Example
395HC	Finish	HNW
	Primary Upholstery	Momentum Beeline EPU Autumn
	Accent Upholstery	Momentum Beeline EPU Canvas
	Arm Cap	BLPU

TABLES

Model No.	Description	Example
395GT	Surface Material	T
	Finish/Color	BL

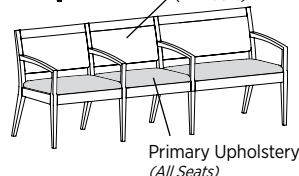
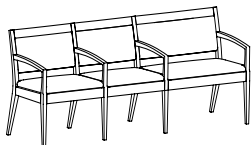
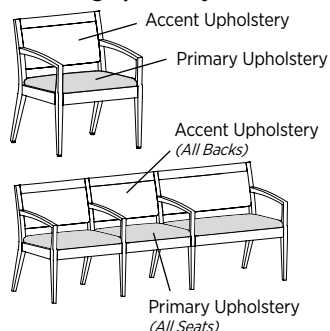
UPHOLSTERY OPTIONS

Available in single or contrasting upholstery in a wide variety of graded-in or contract options, including fabric, vinyl, and leather.

Single Upholstery



Contrasting Upholstery



WALL SAVER DESIGN

All of the Gleem+ chairs feature a wall saver design. With Gleem+'s contoured frame, any unit can be placed against a wall without concern of scratching or scuffing.



SEATING FINISH OPTIONS

Indiana Furniture uses a multi-step, hand finishing process on all exposed wood frames. Chairs feature a catalyzed varnish finish which offers durability, lasting beauty, and resistance to normal wear.

AW	Artisan Walnut	MW	Mahogany Walnut
AS	Asian Night	MAS	Mesa Sunset*
BW	Beigewood*	MTS	Metropolis Sky
BL	Black	MNR	Midnight Run
CO	Columbian Walnut	NTM	Natural Marrone*
DC	Dark Cherry	ORW	Oak Riftwood*
DFW	Dark Forest Walnut*	PNW	Pinnacle Walnut
WH	Designer White	PTK	Portico Teak*
EF	Espresso	RC	River Cherry*
FO	Fawn Oak*	SCH	Select Cherry
FLW	Florence Walnut*	SPW	Sepia Walnut*
GC	Golden Cherry	SKC	Shaker Cherry
HVM	Harvest Maple*	SBP	Smoky Brown Pear*
HW	Harvest Walnut	TK	Studio Teak
HNW	Henna Walnut	SM	Sugar Maple
KHE	Kirsche	WTA	Weathered Ash*
LW	Legacy Walnut	WNB	White Nebbia
		WC	Williamsburg Cherry

* Finish is Low Sheen

VENEER (W) FINISH OPTIONS

Veneer table tops feature UVAdvantage, an ultra-violet finish, on all exposed surfaces by utilizing roll-coat UV technology. Apron rails and legs feature a catalyzed varnish finish which offers durability, lasting beauty, and resistance to normal wear.

Must specify Top Material and Finish Color.

AW	Artisan Walnut	MW	Mahogany Walnut
AS	Asian Night	MAS	Mesa Sunset*
CO	Columbian Walnut	MTS	Metropolis Sky
DC	Dark Cherry	PNW	Pinnacle Walnut
DFW	Dark Forest Walnut	ORW	Oak Riftwood*
EW	Espresso	SCH	Select Cherry
FO	Fawn Oak*	SKC	Shaker Cherry
GC	Golden Cherry	SM	Sugar Maple
HW	Harvest Walnut	WTA	Weathered Ash*
HNW	Henna Walnut	WC	Williamsburg Cherry
LW	Legacy Walnut		

* Finish is Low Sheen

See next page for HPL and TFL color options.

TFL (T) OR HPL (P) COLOR OPTIONS

Tables available with TFL (T) or HPL (P) Top. Must specify Top Material and Color. Table legs use a multi-step, hand finished process with a catalyzed finish.

WOODGRAIN

AS	Asian Night	PTK	Portico Teak
BW	Beigewood	RC	River Cherry
CO	Columbian Walnut	SCH	Select Cherry
EF	Espresso	SPW	Sepia Walnut
FLW	Florence Walnut	SKC	Shaker Cherry
GC	Golden Cherry	SBP	Smoky Brown Pear
KHE	Kirsche	TK	Studio Teak
MW	Mahogany Walnut	SM	Sugar Maple
MNR	Midnight Run	WTA	Weathered Ash
NTM	Natural Marrone	WNB	White Nebbia
ORW	Oak Riftwood	WC	Williamsburg Cherry
PNW	Pinnacle Walnut		

SOLID (For Ganging Tables Only)

BL	Black	WH	Designer White
----	-------	----	----------------

ARM CAP OPTIONS

Protect the wood finish and increase the lifespan of the chair with optional black polyurethane arm caps. Arm caps are ½" thick, available on all Gleem+ models, and can be replaced on-site if needed.

STD	No Arm Cap		STD
BLKCAP	Four (4) Black Polyurethane Arm Caps	\$	348
	Three (3) Black Polyurethane Arm Caps	\$	261
	Two (2) Black Polyurethane Arm Caps	\$	174

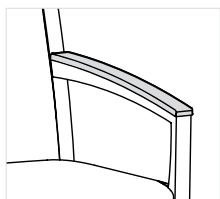




TABLE EDGE PROFILE



Vertical Square
H


CERTIFICATIONS & COMPLIANCE

- CAL 117-2013 Compliance
- Intertek Sustainability Certified
- BIFMA level® Certified
- BIFMA Complaint® Certified
- TSCA Title VI (CARB) Compliance
- Contributes to LEED®, Green Globes®, and WELL® Sustainable Programs







Single Seat Chair
395H
(Shown with Arm Caps)
([See Details](#))



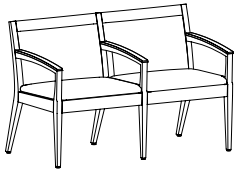
Bariatric Chair
395HB
([See Details](#))



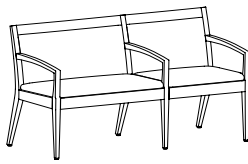
Single Seat Chair
with Clean Out
395HC
([See Details](#))



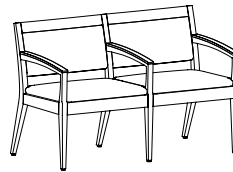
Bariatric Chair
with Clean Out
395HBC
(Shown with Arm Caps)
([See Details](#))



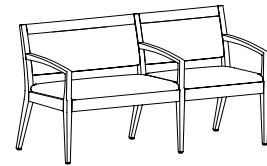
Single/Single Tandem
395H2
(Shown with Arm Caps)
([See Details](#))



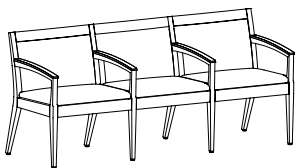
Single/Bariatric Tandem
395H2L
Single Seat on Left
395H2R
Single Seat on Right
(Shown)
([See Details](#))



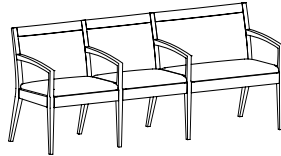
Single/Single Tandem
with Clean Out
395H2C
(Shown with Arm Caps)
([See Details](#))



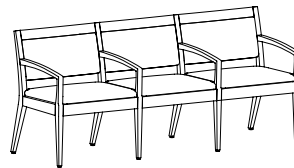
Single/Bariatric Tandem
with Clean Out
395H2CL
Single Seat on Left
395H2CR
Single Seat on Right (Shown)
([See Details](#))



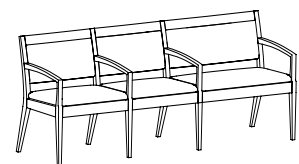
Single/Single/Single Tandem
395H3
(Shown with Arm Caps)
([See Details](#))




Single/Single/Bariatric Tandem
395H3L
Single Seats on Left (Shown)
395H3R
Single Seats on Right
([See Details](#))




Single/Single/Single
Tandem with Clean Out
395H3C
([See Details](#))



Single/Single/Bariatric
Tandem with Clean Out
395H3CL
Single Seats on Left (Shown)
395H3CR
Single Seats on Right
([See Details](#))



Patient Chair with
Clean Out
397HP
([See Details](#))



Hip/Easy Access
Chair with Clean Out
399HH
(Shown with Arm Caps)
([See Details](#))



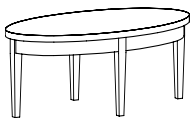
Ganging Bracket
395-000GB
([See Details](#))



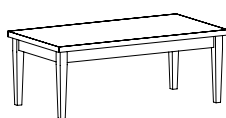
Ganging Inline Table
395GT
([See Details](#))



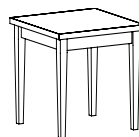
Ganging Corner
Table
395CGT
([See Details](#))



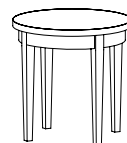
Elliptical Table
395-4222EMT
([See Details](#))



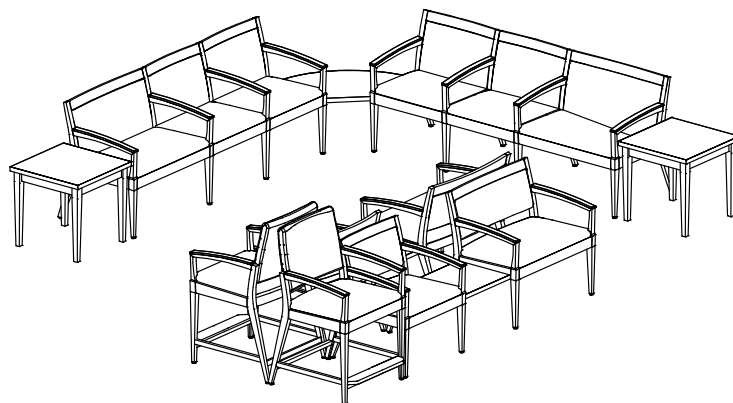
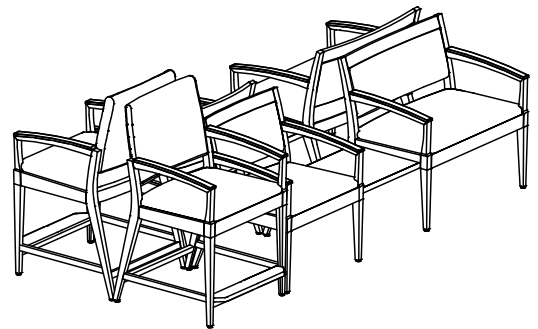

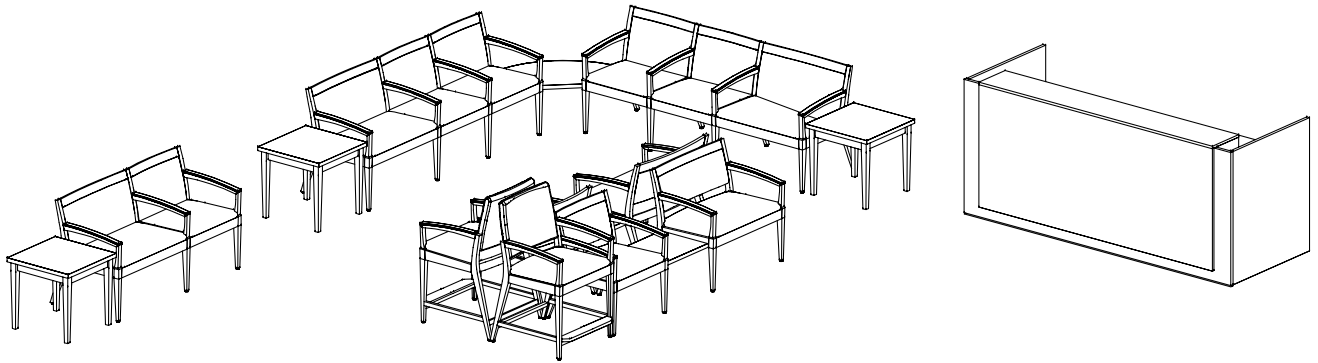
Magazine Table
395-4222MT
([See Details](#))




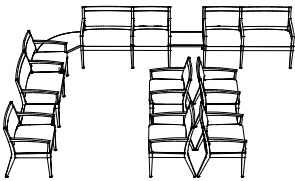
Lamp Table
395-2222LT
([See Details](#))



Round End Table
395-2222RET
([See Details](#))



Item	Model No.	Width	Depth	Height	Ship Wt	Cubic Ft	List Price
	L GROUP	395-1					T\$ 9099 W/P\$ 9447
	CONSISTS OF:		QTY				
	395H3	1	Single/Single/Single Tandem, Gr 1			\$	3772
	395-2222RET	1	Round End Table, TFL			T\$ W/P\$	1338 1497
	395H2	1	Single/Single Tandem, Gr 1			\$	2554
	395-4222EMT	1	Elliptical Table			T\$ W/P\$	1435 1624
	Grade 1 Pricing						

	395-2		T\$ 18293	
			W/P\$ 19001	
	CONSISTS OF:		QTY	
	395HC	5	Single Seat Chair, Gr 1	\$ 7470
	395GT	4	Ganging Inline Table	T\$ 1908
				W/P\$ 2436
	395CGT	1	Ganging Corner Table	T\$ 581
				W/P\$ 761
	395H2CL	1	Single/Bariatric Tandem, Gr 1, Left	\$ 2778
	395H2CR	2	Single/Bariatric Tandem, Gr 1, Right	\$ 5556
Products are available as left or right and with other features, where applicable				
Grade 1 Pricing				

	395-3		T\$ 22193	
			W/P\$ 22891	
	CONSISTS OF:		QTY	
	395H3R	1	Single/Single/Bariatric Tandem, Right, Gr 1	\$ 4049
	395CGT	1	Ganging Corner Table	T\$ 581
				W/P\$ 761
	395H3L	1	Single/Single/Bariatric Tandem, Left, Gr 1	\$ 4049
	395-2222LT	2	Lamp Table	T\$ 2556
				W/P\$ 2810
	399HH	2	Hip/Easy Access Chair with Clean Out, Gr 1	\$ 3366
395HC	2	Single Seat Chair with Clean Out, Gr 1	\$ 2988	
395GT	2	Ganging Inline Table	T\$ 954	
			W/P\$ 1218	
395HBC	2	Bariatric Chair with Clean Out, Gr 1	\$ 3650	
Products are available as left or right and with other features, where applicable				
Grade 1 Pricing				

T = TFL P = HPL W = Veneer

For ordering options, see overview at the beginning of this section.

Item	Model No.	Chair Width	Chair Depth	Chair Height	Seat Width	Seat Depth	Seat Height	Arm Height	Ship Wt	Cubic Ft
SINGLE SEAT CHAIR	395H	24¾	25¼	32	22	18	18½	23½-25½	28	16.9



WS

Shown with Arm Caps

Must Specify (in this order):

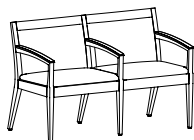
Model #
Finish
Primary Upholstery
Accent Upholstery
Arm Cap

Description

- Standard with: Adjustable Glides
- Available with Contrasting Upholstery ([See Details](#))
- Wall Saver Design
- Supports User up to 400lbs
- Ships Fully Assembled
- Attach Two or More Units with Ganging Brackets, Ganging Tables Also Available ([See Tables and Bracket](#))
- Optional Arm Caps; Arm Height will Increase ½" ([See Details](#))

List Price/Grade	Yards	COM/1	2	3	4	5	6	7	8	9	10	L1	L2
Single Upholstery	1.75	\$ 1511	1606	1688	1767	1886	2006	2178	2358	2568	2810	2117	2376
Contrasting Upholstery													
Primary	1.00	\$ 1523	1577	1624	1669	1737	1806	1904	2007	2127	2265	1869	2017
Accent	1.00	\$ 0	54	101	146	214	283	381	484	604	742	346	494

SINGLE/SINGLE TANDEM	395H2	48¾	25¼	32	22	18	18½	23½-25½	56	28.9
----------------------	-------	-----	-----	----	----	----	-----	---------	----	------



WS

Shown with Arm Caps

Must Specify (in this order):

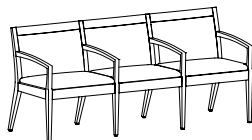
Model #
Finish
Primary Upholstery
Accent Upholstery
Arm Cap

Description

- Standard with: Two (2) Single Seats and Adjustable Glides
- Available with Contrasting Upholstery ([See Details](#))
- Wall Saver Design
- Each Seat Supports User up to 400lbs
- Ships Fully Assembled
- Attach Two or More Units with Ganging Brackets, Ganging Tables Also Available ([See Tables and Bracket](#))
- Optional Arm Caps; Arm Height will Increase ½" ([See Details](#))

List Price/Grade	Yards	COM/1	2	3	4	5	6	7	8	9	10	L1	L2
Single Upholstery	2.75	2554	2703	2832	2956	3143	3332	3602	3885	4215	4595	3506	3913
Contrasting Upholstery													
Primary	1.75	2590	2685	2767	2846	2965	3085	3257	3437	3647	3889	3196	3455
Accent	1.75	0	95	177	256	375	495	667	847	1057	1299	606	865

SINGLE/SINGLE/SINGLE TANDEM	395H3	71½	25¼	32	22	18	18½	23½-25½	84	46.3
-----------------------------	-------	-----	-----	----	----	----	-----	---------	----	------



WS

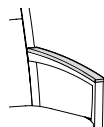
Must Specify (in this order):

Model #
Finish
Primary Upholstery
Accent Upholstery
Arm Cap

Description

- Standard with: Three (3) Single Seats and Adjustable Glides
- Available with Contrasting Upholstery ([See Details](#))
- Wall Saver Design
- Each Seat Supports User up to 400lbs
- Ships Fully Assembled
- Attach Two or More Units with Ganging Brackets, Ganging Tables Also Available ([See Tables and Bracket](#))
- Optional Arm Caps; Arm Height will Increase ½" ([See Details](#))


List Price/Grade	Yards	COM/1	2	3	4	5	6	7	8	9	10	L1	L2
Single Upholstery	4.00	3772	3988	4176	4356	4628	4904	5296	5708	6188	6740	5156	5748
Contrasting Upholstery													
Primary	2.50	3808	3943	4061	4173	4343	4516	4761	5018	5318	5663	4673	5043
Accent	2.25	0	122	227	329	482	637	857	1089	1359	1670	779	1112



BLPU Optional Black
Polyurethane Arm Cap

For ordering options, see overview at the beginning of this section.

Item	Model No.	Chair Width	Chair Depth	Chair Height	Seat Width	Seat Depth	Seat Height	Arm Height	Ship Wt	Cubic Ft
BARIATRIC CHAIR	395HB	32¾	25¼	32	30	18	18½	23½-25½	34	25.7



WS

Must Specify (in this order):

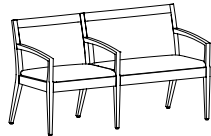
Model #
Finish
Primary Upholstery
Accent Upholstery
Arm Cap

Description

- Standard with: Adjustable Glides
- Available with Contrasting Upholstery ([See Details](#))
- Wall Saver Design
- Supports User up to 600lbs
- Ships Fully Assembled
- Attach Two or More Units with Ganging Brackets, Ganging Tables Also Available ([See Tables and Bracket](#))
- Optional Arm Caps; Arm Height will Increase ½" ([See Details](#))

List Price/Grade	Yards	COM/1	2	3	4	5	6	7	8	9	10	L1	L2
Single Upholstery	2.25	\$ 1849	1971	2076	2178	2331	2486	2706	2938	3208	3519	2628	2961
Contrasting Upholstery													
Primary	1.25	\$ 1861	1929	1987	2044	2129	2215	2337	2466	2616	2789	2294	2479
Accent	1.25	\$ 0	68	126	183	268	354	476	605	755	928	433	618

SINGLE/BARIATRIC TANDEM



Shown as Left

WS

Must Specify (in this order):

Model #
Finish
Primary Upholstery
Accent Upholstery
Arm Cap

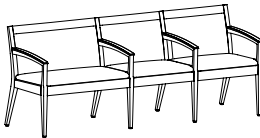
Left	Right												
395H2L	395H2R	56¼	25¼	32	22/30	18	18½	23½-25½	62	28.9			

Description

- Standard with: One (1) Single Seat, One (1) Bariatric Seat and Adjustable Glides
- Single Seat Location Determines Left or Right While Facing the Unit
- Available with Contrasting Upholstery ([See Details](#))
- Wall Saver Design
- Single Seat Supports User up to 400lbs, Bariatric Seat Supports User up to 600lbs
- Ships Fully Assembled
- Attach Two or More Units with Ganging Brackets, Ganging Tables Also Available ([See Tables and Bracket](#))
- Optional Arm Caps; Arm Height will Increase ½" ([See Details](#))

List Price/Grade	Yards	COM/1	2	3	4	5	6	7	8	9	10	L1	L2
Single Upholstery	3.75	2856	3059	3235	3404	3659	3917	4285	4671	5121	5639	4154	4709
Contrasting Upholstery													
Primary	2.25	2868	2990	3095	3197	3350	3505	3725	3957	4227	4538	3647	3980
Accent	1.75	0	95	177	256	375	495	667	847	1057	1299	606	865

SINGLE/SINGLE/ BARIATRIC TANDEM



Shown as Right
with Arm Caps

WS

Must Specify (in this order):

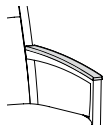
Model #
Finish
Primary Upholstery
Accent Upholstery
Arm Cap

Left	Right												
395H3L	395H3R	79½	25¼	32	22/22/30	18	18½	23½-25½	90	46.3			

Description

- Standard with: Two (2) Single Seats, One (1) Bariatric Seat and Adjustable Glides
- Single Seat Location Determines Left or Right While Facing the Unit
- Available with Contrasting Upholstery ([See Details](#))
- Wall Saver Design
- Single Seat Supports User up to 400lbs, Bariatric Seat Supports User up to 600lbs
- Ships Fully Assembled
- Attach Two or More Units with Ganging Brackets, Ganging Tables Also Available ([See Tables and Bracket](#))
- Optional Arm Caps; Arm Height will Increase ½" ([See Details](#))

List Price/Grade	Yards	COM/1	2	3	4	5	6	7	8	9	10	L1	L2
Single Upholstery	4.50	4049	4292	4504	4706	5012	5323	5764	6227	6767	7388	5606	6272
Contrasting Upholstery													
Primary	2.50	4073	4208	4326	4438	4608	4781	5026	5283	5583	5928	4938	5308
Accent	2.50	0	135	253	365	535	708	953	1210	1510	1855	865	1235



BLPU Optional Black
Polyurethane Arm Cap

For ordering options, see overview at the beginning of this section.

Item	Model No.	Chair Width	Chair Depth	Chair Height	Seat Width	Seat Depth	Seat Height	Arm Height	Ship Wt	Cubic Ft
SINGLE SEAT CHAIR WITH CLEAN OUT	395HC	24¾	25¼	32	22	18	18½	23½-25⅝	28	16.9



WS

Shown with Arm Caps

Must Specify (in this order):

Model #
Finish
Primary Upholstery
Accent Upholstery
Arm Cap

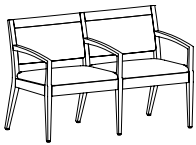
Description

- Standard with: Adjustable Glides
- Available with Contrasting Upholstery ([See Details](#))
- Wall Saver Design
- Supports User up to 400lbs
- Ships Fully Assembled
- Attach Two or More Units with Ganging Brackets, Ganging Tables Also Available ([See Tables and Bracket](#))
- Optional Arm Caps; Arm Height will Increase ½" ([See Details](#))

List Price/Grade	Yards	COM/1	2	3	4	5	6	7	8	9	10	L1	L2
Single Upholstery	1.75	\$ 1494	1589	1671	1750	1869	1989	2161	2341	2551	2793	2100	2359
Contrasting Upholstery													
Primary	1.00	\$ 1506	1560	1607	1652	1720	1789	1887	1990	2110	2248	1852	2000
Accent	1.00	\$ 0	54	101	146	214	283	381	484	604	742	346	494

SINGLE/SINGLE TANDEM WITH CLEAN OUT

395H2C	48¾	25¼	32	22	18	18½	23½-25⅝	56	28.9
--------	-----	-----	----	----	----	-----	---------	----	------



WS

Must Specify (in this order):

Model #
Finish
Primary Upholstery
Accent Upholstery
Arm Cap

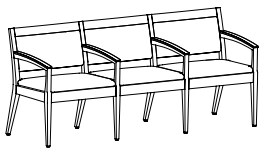
Description

- Standard with: Two (2) Single Seats and Adjustable Glides
- Available with Contrasting Upholstery ([See Details](#))
- Wall Saver Design
- Each Seat Supports User up to 400lbs
- Ships Fully Assembled
- Attach Two or More Units with Ganging Brackets, Ganging Tables Also Available ([See Tables and Bracket](#))
- Optional Arm Caps; Arm Height will Increase ½" ([See Details](#))

List Price/Grade	Yards	COM/1	2	3	4	5	6	7	8	9	10	L1	L2
Single Upholstery	2.50	2510	2645	2763	2875	3045	3218	3463	3720	4020	4365	3375	3745
Contrasting Upholstery													
Primary	1.75	2558	2653	2735	2814	2933	3053	3225	3405	3615	3857	3164	3423
Accent	1.75	0	95	177	256	375	495	667	847	1057	1299	606	865

SINGLE/SINGLE/SINGLE TANDEM WITH CLEAN OUT

395H3C	71½	25¼	32	22	18	18½	23½-25⅝	84	46.3
--------	-----	-----	----	----	----	-----	---------	----	------



Shown with Arm Caps

WS

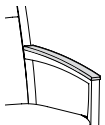
Must Specify (in this order):

Model #
Finish
Primary Upholstery
Accent Upholstery
Arm Cap

Description

- Standard with: Three (3) Single Seats and Adjustable Glides
- Available with Contrasting Upholstery ([See Details](#))
- Wall Saver Design
- Each Seat Supports User up to 400lbs
- Ships Fully Assembled
- Attach Two or More Units with Ganging Brackets, Ganging Tables Also Available ([See Tables and Bracket](#))
- Optional Arm Caps; Arm Height will Increase ½" ([See Details](#))


List Price/Grade	Yards	COM/1	2	3	4	5	6	7	8	9	10	L1	L2
Single Upholstery	3.75	3714	3917	4093	4262	4517	4775	5143	5529	5979	6497	5012	5567
Contrasting Upholstery													
Primary	2.50	3738	3873	3991	4103	4273	4446	4691	4948	5248	5593	4603	4973
Accent	1.75	0	95	177	256	375	495	667	847	1057	1299	606	865



BLPU Optional Black Polyurethane Arm Cap

For ordering options, see overview at the beginning of this section.

Item	Model No.	Chair Width	Chair Depth	Chair Height	Seat Width	Seat Depth	Seat Height	Arm Height	Ship Wt	Cubic Ft
BARIATRIC CHAIR WITH CLEAN OUT	395HBC	32¾	25¼	32	30	18	18½	23½-25½	34	25.7



WS

Shown with Arm Caps

Must Specify (in this order):

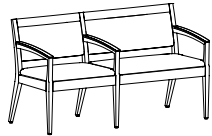
Model #
Finish
Primary Upholstery
Accent Upholstery
Arm Cap

Description

- Standard with: Adjustable Glides
- Available with Contrasting Upholstery ([See Details](#))
- Wall Saver Design
- Supports User up to 600lbs
- Ships Fully Assembled
- Attach Two or More Units with Ganging Brackets, Ganging Tables Also Available ([See Tables and Bracket](#))
- Optional Arm Caps; Arm Height will Increase ½" ([See Details](#))

List Price/Grade	Yards	COM/1	2	3	4	5	6	7	8	9	10	L1	L2
Single Upholstery	2.25	\$ 1825	1947	2052	2154	2307	2462	2682	2914	3184	3495	2604	2937
Contrasting Upholstery													
Primary	1.25	\$ 1825	1893	1951	2008	2093	2179	2301	2430	2580	2753	2258	2443
Accent	1.00	\$ 0	54	101	146	214	283	381	484	604	742	346	494

SINGLE/BARIATRIC TANDEM WITH CLEAN OUT



WS

Shown as Left with Arm Caps

Must Specify (in this order):

Model #
Finish
Primary Upholstery
Accent Upholstery
Arm Cap

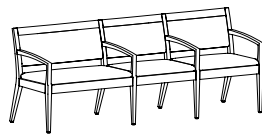
Left	Right												
395H2CL	395H2CR	56¼	25¼	32	22/30	18	18½	23½-25½	62	28.9			

Description

- Standard with: One (1) Single Seat, One (1) Bariatric Seat and Adjustable Glides
- Single Seat Location Determines Left or Right While Facing the Unit
- Available with Contrasting Upholstery ([See Details](#))
- Wall Saver Design
- Single Seat Supports User up to 400lbs, Bariatric Seat Supports User up to 600lbs
- Ships Fully Assembled
- Attach Two or More Units with Ganging Brackets, Ganging Tables Also Available ([See Tables and Bracket](#))
- Optional Arm Caps; Arm Height will Increase ½" ([See Details](#))

List Price/Grade	Yards	COM/1	2	3	4	5	6	7	8	9	10	L1	L2
Single Upholstery	3.00	2778	2940	3081	3216	3420	3627	3921	4230	4590	5004	3816	4260
Contrasting Upholstery													
Primary	2.25	2826	2948	3053	3155	3308	3463	3683	3915	4185	4496	3605	3938
Accent	1.75	0	95	177	256	375	495	667	847	1057	1299	606	865

SINGLE/SINGLE/BARIATRIC TANDEM WITH CLEAN OUT



WS

Shown as Right

Must Specify (in this order):

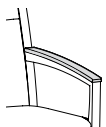
Model #
Finish
Primary Upholstery
Accent Upholstery
Arm Cap

Left	Right												
395H3CL	395H3CR	79½	25¼	32	22/22/30	18	18½	23½-25½	90	46.3			

Description

- Standard with: Two (2) Single Seats, One (1) Bariatric Seat and Adjustable Glides
- Single Seat Location Determines Left or Right While Facing the Unit
- Available with Contrasting Upholstery ([See Details](#))
- Wall Saver Design
- Single Seat Supports User up to 400lbs, Bariatric Seat Supports User up to 600lbs
- Ships Fully Assembled
- Attach Two or More Units with Ganging Brackets, Ganging Tables Also Available ([See Tables and Bracket](#))
- Optional Arm Caps; Arm Height will Increase ½" ([See Details](#))

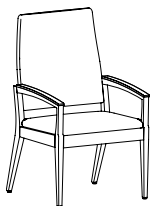
List Price/Grade	Yards	COM/1	2	3	4	5	6	7	8	9	10	L1	L2
Single Upholstery	4.25	3976	4206	4405	4597	4886	5179	5595	6033	6543	7130	5447	6076
Contrasting Upholstery													
Primary	2.50	3976	4111	4229	4341	4511	4684	4929	5186	5486	5831	4841	5211
Accent	1.75	0	95	177	256	375	495	667	847	1057	1299	606	865



BLPU Optional Black Polyurethane Arm Cap

For ordering options, see overview at the beginning of this section.

Item	Model No.	Chair Width	Chair Depth	Chair Height	Seat Width	Seat Depth	Seat Height	Arm Height	Ship Wt	Cubic Ft
PATIENT CHAIR WITH CLEAN OUT	397HP	24¾	25¼	42½	22	18	19½	24½-25½	28	23.2



WS

Shown with Arm Caps

Must Specify (in this order):

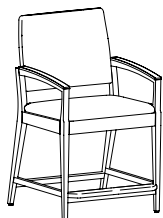
Model #
Finish
Primary Upholstery
Accent Upholstery
Arm Cap

Description

- Standard with: Nylon Glides
- Available with Contrasting Upholstery ([See Details](#))
- Wall Saver Design Supports User up to 400lbs
- Ships Fully Assembled
- Attach Two or More 397HP Units with Ganging Brackets and Ganging Tables; See Next Page
- Optional Arm Caps; Arm Height will Increase ½" ([See Details](#))

List Price/Grade	Yards	COM/1	2	3	4	5	6	7	8	9	10	L1	L2
Single Upholstery	2.50	\$ 1588	1723	1841	1953	2123	2296	2541	2798	3098	3443	2453	2823
Contrasting Upholstery													
Primary	1.00	\$ 1600	1654	1701	1746	1814	1883	1981	2084	2204	2342	1946	2094
Accent	1.75	\$ 0	95	177	256	375	495	667	847	1057	1299	606	865

HIP/EASY ACCESS CHAIR WITH CLEAN OUT	399HH	24¾	25¼	41¾	22	18	24½	29¾-31¼	32	23.2
---	-------	-----	-----	-----	----	----	-----	---------	----	------



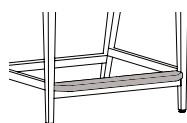
WS

Shown with Arm Caps

Description

- Standard with: Nylon Glides
- Available with Contrasting Upholstery ([See Details](#))
- Wall Saver Design Supports User up to 400lbs
- Foot Rails are ¾" Thick and Platform 3¾"D x ¾"H
- Ships Fully Assembled
- Attach Two or More 399HH Units with Ganging Brackets and Ganging Tables; See Next Page
- Optional Arm Caps; Arm Height will Increase ½" ([See Details](#))

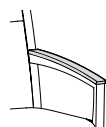
List Price/Grade	Yards	COM/1	2	3	4	5	6	7	8	9	10	L1	L2
Single Upholstery	2.00	\$ 1683	1791	1885	1975	2111	2249	2445	2651	2891	3167	2375	2671
Contrasting Upholstery													
Primary	1.00	\$ 1695	1749	1796	1841	1909	1978	2076	2179	2299	2437	2041	2189
Accent	1.25	\$ 0	68	126	183	268	354	476	605	755	928	433	618



Platform for Added User
Stability and Comfort
3¾"D x ¾"H

Must Specify (in this order):

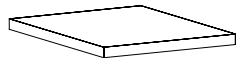
Model #
Finish
Primary Upholstery
Accent Upholstery
Arm Cap



BLPU Optional Black
Polyurethane Arm Cap

For ordering options, see overview at the beginning of this section.

Item	Model No.	Width	Depth	Height	Ship Wt	Cubic Ft	List Price
GANGING INLINE TABLE	395GT	21	16¾	1	10	2.7	T\$ 477 W/P\$ 609

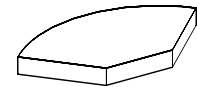


Description

- Standard with: Top Features Square Edge Profile with Connecting Hardware and Ganging Brackets
- Choose From 1½" Thick Veneer (W), 1½" Thick HPL (P) Top, or 1" Thick TFL (T) Top
- Installed Inline with Bottom of Chair Rail and 14½" Up from the Floor
- Some Assembly Required

Must Specify (in this order):
Model #
Surface Material
Finish/Color

GANGING CORNER TABLE	395CGT	37⅞-14	26¾	1	10	2.0	T\$ 581 W/P\$ 761
----------------------	--------	--------	-----	---	----	-----	----------------------

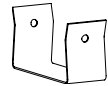


Description

- Standard with: Top Features Square Edge Profile with Connecting Hardware and Ganging Brackets
- Choose From 1½" Thick Veneer (W), 1½" Thick HPL (P) Top, or 1" Thick TFL (T) Top
- Outside Arc Measures 37⅞"; Inside Flat Edge Measures 14"
- Installed Inline with Bottom of Chair Rail and 14½" Up from the Floor
- Some Assembly Required

Must Specify (in this order):
Model #
Surface Material
Finish/Color

GANGING BRACKET	395-000GB	3	1½	1½			\$ 62
-----------------	-----------	---	----	----	--	--	-------



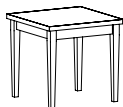
Description

- Black Metal
- When Ganging Two or More Units Together, Seat Heights Must be Equal

Must Specify (in this order):
Model #
Quantity

For ordering options, see overview at the beginning of this section.

Item	Model No.	Width	Depth	Height	Ship Wt	Cubic Ft	List Price
LAMP TABLE	395-2222LT	22	22	16	18	11.6	T\$ 1278 W/P\$ 1405



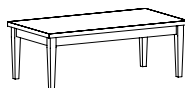
Must Specify (in this order):

Model #
Surface Material
Finish/Color

Description

- Standard with: Top Features Square Edge Profile, Wood Legs, and Adjustable Glides
- Choose From 1½" Thick Veneer (W), 1½" Thick HPL (P) Top, or 1" Thick TFL (T) Top
- Some Assembly Required

MAGAZINE TABLE	395-4222MT	42	22	16	33	14.4	T\$ 1493 W/P\$ 1628
----------------	------------	----	----	----	----	------	------------------------



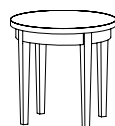
Must Specify (in this order):

Model #
Surface Material
Finish/Color

Description

- Standard with: Top Features Square Edge Profile, Wood Legs, and Adjustable Glides
- Choose From 1½" Thick Veneer (W), 1½" Thick HPL (P) Top, or 1" Thick TFL (T) Top
- Some Assembly Required

ROUND END TABLE	395-2222RET	22	22	22	18	11.6	T\$ 1338 W/P\$ 1497
-----------------	-------------	----	----	----	----	------	------------------------



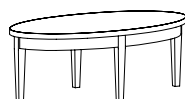
Must Specify (in this order):

Model #
Surface Material
Finish/Color

Description

- Standard with: Top Features Square Edge Profile, Wood Legs, and Adjustable Glides
- Choose From 1½" Thick Veneer (W), 1½" Thick HPL (P) Top, or 1" Thick TFL (T) Top
- Ships Fully Assembled

ELLIPTICAL TABLE	395-4222EMT	42	42	16	33	14.4	T\$ 1435 W/P\$ 1624
------------------	-------------	----	----	----	----	------	------------------------



Must Specify (in this order):

Model #
Surface Material
Finish/Color

Description

- Standard with: Top Features Square Edge Profile, Wood Legs, and Adjustable Glides
- Choose From 1½" Thick Veneer (W), 1½" Thick HPL (P) Top, or 1" Thick TFL (T) Top
- Ships Fully Assembled

For ordering options, see overview at the beginning of this section.

Carved arm accents and optional button tailoring make Halsted a handsome and versatile addition to office, lounge, or conference environments. Select caster models for easy mobility.

CONSTRUCTION

- Exposed wood components and chair frame are manufactured using European Beech and are free of spirits, discoloration, pits, shakes, and wormholes
- All chair joints are double-doweled or mortised and tenoned, screwed, and glued for maximum strength and durability
- All seats feature corner blocking
- Frames are individually hand assembled and sanded prior to being finished
- Non-marring nylon glides included in each leg at floor level
- High Grade Polyurethane Foam, 2" thick in the seat and 1½" thick in the back
- Textiles are sewn with double stitch seams
- High quality resilient sheet webbing ensures a comfortable seating application
- Chairs rated for users up to 275lbs
- Ships fully assembled

HOW TO ORDER EXAMPLE

Model No.	Description	Example
166TB	Finish	WC
	Upholstery	UF Brisa Original Truffle
	Casters	-
	Glides	STD

WOOD FINISHES

Indiana Furniture uses a multi-step, hand finishing process on all exposed wood frames.

Chairs feature a catalyzed varnish finish which offers durability, lasting beauty, and resistance to normal wear.

AW	Artisan Walnut	MW	Mahogany Walnut
AS	Asian Night	MAS	Mesa Sunset*
BW	Beigewood*	MTS	Metropolis Sky
BL	Black	MNR	Midnight Run
CO	Columbian Walnut	NTM	Natural Marrone*
DC	Dark Cherry	ORW	Oak Riftwood*
DFW	Dark Forest Walnut*	PNW	Pinnacle Walnut
WH	Designer White	PTK	Portico Teak*
EF	Espresso	RC	River Cherry*
FO	Fawn Oak*	SCH	Select Cherry
FLW	Florence Walnut*	SPW	Sepia Walnut*
GC	Golden Cherry	SKC	Shaker Cherry
HVM	Harvest Maple*	SBP	Smoky Brown Pear*
HW	Harvest Walnut	TK	Studio Teak
HNW	Henna Walnut	SM	Sugar Maple
KHE	Kirsche	WTA	Weathered Ash*
LW	Legacy Walnut	WNB	White Nebbia
		WC	Williamsburg Cherry

* Finish is Low Sheen

UPHOLSTERY OPTIONS

Available in single upholstery in a wide variety of graded-in or contract options, including fabric, vinyl, and leather.

CASTER OPTIONS (IF APPLICABLE)

BRCS	Brass Hooded Casters	STD
BLCS	Black Hooded Casters	\$ N/C
SLCS	Silver Hooded Casters	\$ N/C

GLIDE OPTIONS (IF APPLICABLE)

STD	Nylon Glides	STD
FELT	Felt Glides	\$ N/C

CERTIFICATIONS & COMPLIANCE

- CAL 117-2013 Compliance
- Intertek Sustainability Certified
- BIFMA level® Certified
- BIFMA Compliant® Certified
- TSCA Title VI (CARB) Compliance
- Contributes to LEED®, Green Globes®, and WELL® Sustainable Programs

STATEMENT OF LINE



Tufted Back Guest:
166TB
[\(See Details\)](#)



Tufted Back on Casters:
168TB
[\(See Details\)](#)




Guest:
166
[\(See Details\)](#)



Guest on Casters:
168
[\(See Details\)](#)

Item	Model No.	Chair Width	Chair Depth	Chair Height	Seat Width	Seat Depth	Seat Height	Arm Height	Ship Wt	Cubic Ft
GUEST WITH TUFTED BACK	166TB	23½	23	32	19	16½	17	26	32	16.9



Must Specify (in this order):

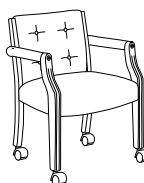
Model #
Finish
Upholstery
Glide

Description

- Standard with Nylon Glides
- Optional Felt Glides Available Must Specify (FELT)

List Price/Grade	Yards	COM/1	2	3	4	5	6	7	8	9	10	L1	L2
Single Upholstery	1.50	\$ 1886	1967	2038	2105	2207	2311	2458	2612	2792	2999	2405	2627

GUEST WITH TUFTED BACK ON CASTERS	168TB	23½	23	32	19	16½	17	26	32	16.9
-----------------------------------	-------	-----	----	----	----	-----	----	----	----	------



Must Specify (in this order):

Model #
Finish
Upholstery
Caster

Description

- Standard with: Brass Hooded Dual Wheel Casters
- Additional Caster Options ([See Caster Options](#))

List Price/Grade	Yards	COM/1	2	3	4	5	6	7	8	9	10	L1	L2
Single Upholstery	1.50	\$ 1944	2025	2096	2163	2265	2369	2516	2670	2850	3057	2463	2685

GUEST CHAIR	166	23½	23	32	19	16½	17	26	32	16.9
-------------	-----	-----	----	----	----	-----	----	----	----	------



Must Specify (in this order):

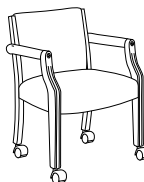
Model #
Finish
Upholstery
Glide

Description

- Standard with Nylon Glides
- Optional Felt Glides Available Must Specify (FELT)

List Price/Grade	Yards	COM/1	2	3	4	5	6	7	8	9	10	L1	L2
Single Upholstery	1.50	\$ 1830	1911	1982	2049	2151	2255	2402	2556	2736	2943	2349	2571

GUEST CHAIR WITH CASTERS	168	23½	23	32	19	16½	17	26	32	16.9
--------------------------	-----	-----	----	----	----	-----	----	----	----	------



Must Specify (in this order):

Model #
Finish
Upholstery
Caster

Description

- Standard with: Brass Hooded Dual Wheel Casters
- Additional Caster Options ([See Caster Options](#))

List Price/Grade	Yards	COM/1	2	3	4	5	6	7	8	9	10	L1	L2
Single Upholstery	1.50	\$ 1885	1966	2037	2104	2206	2310	2457	2611	2791	2998	2404	2626

For ordering options, [see overview at the beginning of this section.](#)

Open spaces really come together with the modular, ganging components from the Isla Lounge Collection. Create conversation settings or private areas by mixing components to fit the space and needs of the environment. Optional arm caps make Isla Lounge the solution for high traffic seating. Power and data options keep everyone working on-the-go.

CONSTRUCTION

- Exposed wood parts are kiln-dried hardwoods and structurally engineered hardwood plywood; selected from the highest grades of hardwoods and are free of spirits, discoloration, pits, shakes, and wormholes; European Beech on legs and arm caps
- Joints are double-doweled or mortised and tenoned, screwed, and glued for maximum strength and durability
- High Grade Polyurethane Foam, 3¼" thick in the seat and 2" in the back; Stretch webbing ensures a comfortable sit
- Ganging and Freestanding Table Surfaces are ¾" thick with a square edge profile; Available in TFL (T), Veneer (W) and Solid Surface (S) and non-marring, adjustable nylon guides included in each leg
- Tablet Arm Surfaces are ¾" thick with a square edge profile; Available in Black Melamine, Veneer (W) and Solid Surface (S)
- Bistro/Stadium Table feature a 42½"H surface with a square edge profile and are available with 1" thick HPL (P) and TFL (T) surfaces and 1¾" Veneer (W) surfaces
- Bistro/Stadium Tables are partially installed with exposed nickel plated hardware, black hardware also included; some assembly required
- Bistro/Stadium Tables feature horizontal/left-to-right grain direction on backpanel and worksurface; TFL backpanel available with TFL or HPL worksurface and Veneer backpanel available with Veneer or HPL worksurface; Backpanel and worksurface may be specified in contrasting colors
- Seating rated for users up to 275lbs per seat
- Units ship fully assembled

HOW TO ORDER EXAMPLES

UPHOLSTERED MODELS

Model No.	Description	Example
3792	Finish (Wood Leg)	WTA
	Primary Upholstery	CF Stinson Trio Tonic
	Accent Upholstery	CF Stinson Ace Toast
	Tablet, Color	WL, WTA
	Arm	STD
	Optional Bistro/Stadium Table	Yes
	Bistro/Stadium Table Backpanel Material	TFL
	Bistro/Stadium Table Backpanel Color	PPD
	Bistro/Stadium Table Worksurface Material	HPL
	Bistro/Stadium Table Worksurface Color	WTA
	Bistro/Stadium Table Leg Color	ALUM
	Leg	PLEG, ALUM
	Power	ECSL

TABLES

378-1626ET	Surface Material	T
	Finish	AS
	Upholstery	CF Stinson Ace Toast
	Leg, Color	WLEG, AS
	Power	PWRUSBA

WOOD LEG AND ARM CAP WOOD FINISHES

Indiana Furniture uses a multi-step, hand finishing process on all exposed wood frames. Chairs feature a catalyzed varnish finish which offers durability, lasting beauty, and resistance to normal wear.

AW	Artisan Walnut	MW	Mahogany Walnut
AS	Asian Night	MAS	Mesa Sunset*
BW	Beigewood*	MTS	Metropolis Sky
BL	Black	MNR	Midnight Run
CO	Columbian Walnut	NTM	Natural Marrone*
DC	Dark Cherry	ORW	Oak Riftwood*
DFW	Dark Forest Walnut*	PNW	Pinnacle Walnut
WH	Designer White	PTK	Portico Teak*
EF	Espresso	RC	River Cherry*
FO	Fawn Oak*	SCH	Select Cherry
FLW	Florence Walnut*	SPW	Sepia Walnut*
GC	Golden Cherry	SKC	Shaker Cherry
HVM	Harvest Maple*	SBP	Smoky Brown Pear*
HW	Harvest Walnut	TK	Studio Teak
HNW	Henna Walnut	SM	Sugar Maple
KHE	Kirsche	WTA	Weathered Ash*
LW	Legacy Walnut	WNB	White Nebbia
		WC	Williamsburg Cherry

* Finish is Low Sheen

TFL (T) AND HPL (P) TABLE OPTIONS

End and Ganging Tables are available in TFL surface. Must specify material and color.

Bistro/Stadium Tables available in TFL or HPL worksurface with TFL backpanel. Worksurface and backpanel available in contrasting colors. Must specify material and color for both worksurface and backpanel.

WOODGRAIN

AS	Asian Night	PNW	Pinnacle Walnut
BW	Beigewood	PTK	Portico Teak
CO	Columbian Walnut	RC	River Cherry
EF	Espresso	SCH	Select Cherry
FLW	Florence Walnut	SPW	Sepia Walnut
GC	Golden Cherry	SKC	Shaker Cherry
HVM	Harvest Maple	SBP	Smoky Brown Pear
KHE	Kirsche	TK	Studio Teak
MW	Mahogany Walnut	SM	Sugar Maple
MNR	Midnight Run	WTA	Weathered Ash
NTM	Natural Marrone	WC	Williamsburg Cherry
ORW	Oak Riftwood	WNB	White Nebbia

SOLID

BL	Black	FHG	Fashion Grey
WH	Designer White	SG	Slate Grey

See next page for veneer colors and additional options.

veneer (w) table options

Veneer tablet arms and tables, including Bistro/Stadium Tables, feature UV Advantage, an ultra-violet finish, on all exposed surfaces by utilizing roll-coat UV technology.



AW	Artisan Walnut	MW	Mahogany Walnut
AS	Asian Night	MAS	Mesa Sunset*
CO	Columbian Walnut	MTS	Metropolis Sky
DC	Dark Cherry	ORW	Oak Riftwood*
DFW	Dark Forest Walnut	PNW	Pinnacle Walnut
EW	Espresso	SCH	Select Cherry
FO	Fawn Oak*	SKC	Shaker Cherry
GC	Golden Cherry	SM	Sugar Maple
HW	Harvest Walnut	WTA	Weathered Ash*
HNW	Henna Walnut	WC	Williamsburg Cherry
LW	Legacy Walnut		

*Finish is Low Sheen

solid surface (s) arm cap, tablet, and table options

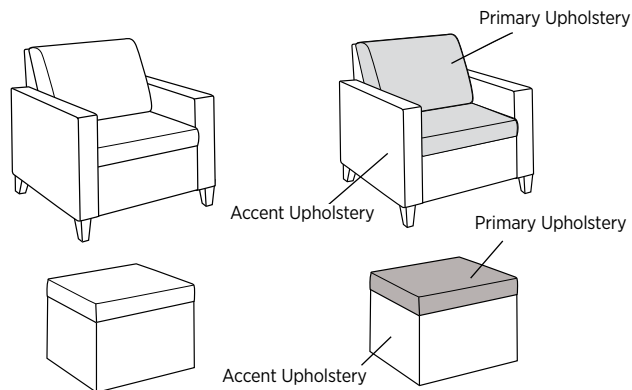
AR	Arroyo	SNW	Snow White
PE	Pebble Beach	SN	Starry Night
SE	Sedona	TN	Tundra

table edge profile

H	Square (TFL, HPL, and Veneer)	S1	Straight (Solid Surface)
			

upholstery options

Available in single or contrasting upholsteries in a wide variety of graded-in or contract options, including fabric, vinyl, and leather.




arm options

STD	Upholstered Arm	STD
WCAP	Wood Cap, Specify Finish	
	One (1) Arm Cap	\$ 81
	Two (2) Arm Caps	\$ 162
SCAP	Solid Surface Cap, Specify Color	
	One (1) Arm Cap	\$ 368
	Two (2) Arm Caps	\$ 736


tablet options for arm units

Note: One tablet arm per unit and specified as if you are standing, looking at the chair.

PL	Left Black Melamine Writing Tablet	\$ 407
SL	Left Solid Surface Writing Tablet, Specify Color	\$ 1252
WL	Left Veneer Writing Tablet, Specify Finish	\$ 590
PR	Right Black Melamine Writing Tablet	\$ 407
SR	Right Solid Surface Writing Tablet, Specify Color	\$ 1252
WR	Right Veneer Writing Tablet, Specify Finish	\$ 590



Two Arm Club Chair
Shown with Left
Tablet Arm and
Power

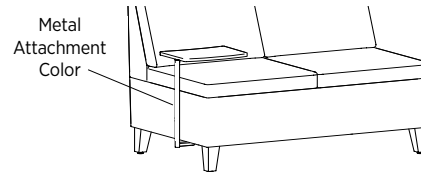


One Arm Club
Chair Shown with
Left Tablet Arm

tablet arm attachment color (for armless or one arm units)

Available with Aluminum or Platinum metal attachment for armless applications.

ALUM	Aluminum Attachment	STD
PLAT	Platinum Attachment	\$ N/C




tablet options for armless or one arm units

Note: One tablet arm per unit and specified as if you are standing, looking at the chair.

MPL	Left Black Melamine Writing Tablet	\$ 522
MSL	Left Solid Surface Writing Tablet, Specify Color	\$ 1368
MWL	Left Veneer Writing Tablet, Specify Finish	\$ 705
MPR	Right Black Melamine Writing Tablet	\$ 522
MSR	Right Solid Surface Writing Tablet, Specify Color	\$ 1368
MWR	Right Veneer Writing Tablet, Specify Finish	\$ 705



Right Tablet Arm




Left Tablet Arm

SEATING & OCCASIONAL TABLE LEG OPTIONS

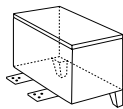
WLEG	Wood Leg, Specify Finish	STD
CLEG	Chrome Leg	\$ N/C
PLEG	Powder Coat Leg, Specify Color	
	Four (4) Powder Coat Legs on Seating and Freestanding Tables	\$ 228
	Two (2) Powder Coat Legs on Ganging End Table	\$ 114
	Single (1) Powder Coat Leg Ganging Corner Table	\$ 57

Powder Coat Color Options:

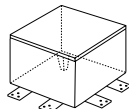
ALUM	Aluminum	OYST	Oyster
BLK	Black	SUGC	Sugar Cookie
MIST	Mist		



Four (4) Legs



Two (2) Legs



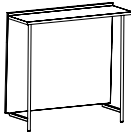
Single (1) Leg

BAR HEIGHT BISTRO/STADIUM TABLE OPTIONS

Bistro/Stadium Table surface and backpanel available with horizontal/left-to-right grain direction in contrasting colors. Bistro/Stadium Tables are 42½"H and partially installed with exposed nickle plated hardware, black hardware also included; some assembly required.

Must specify option, surface material, surface and backpanel color, edge profile and leg color.

NO TABLE	No Bistro/Stadium Table (Standard)
YES TABLE	Bistro/Stadium Table



44"W Bistro/Stadium Table For Use with Settee


Must specify surface material, surface and backpanel color

TFL Backpanel with TFL Surface	\$ 1112
TFL Backpanel with HPL Surface	\$ 1349
Veneer Backpanel with Veneer Surface	\$ 1551
Veneer Backpanel with HPL Surface	\$ 1551

66"W Bistro/Stadium Table For Use with Sofas

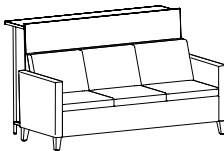
Must specify surface material, surface and backpanel color

TFL Backpanel with TFL Surface	\$ 1308
TFL Backpanel with HPL Surface	\$ 1563
Veneer Backpanel with Veneer Surface	\$ 1900
Veneer Backpanel with HPL Surface	\$ 1900



44"W Bistro/
Stadium Table
View with Settee

Front View with
66"W Bistro/
Stadium Table
and Sofa

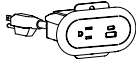


BISTRO/STADIUM TABLE LEG OPTIONS

ALUM	Aluminum Leg	STD
PLAT	Platinum Leg	\$ N/C

SEATING POWER OPTIONS

Note: Specified as if you are standing, looking at the chair.



1 Electrical Power and 2 USB Outlets

Side Power Locations:

KSTSL	Kia Power - Side Left Port, Storm	\$ 1007
KSTSR	Kia Power - Side Right Port, Storm	\$ 1007
KSTSLR	Kia Power - Side Left & Right Port, Storm	\$ 2014
KBSL	Kia Power - Side Left Port, Black	\$ 1007
KBSR	Kia Power - Side Right Port, Black	\$ 1007
KBSLR	Kia Power - Side Left & Right Port, Black	\$ 2014

Front Power Locations:

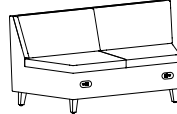
KSTFL	Kia Power - Front Left Port, Storm	\$ 1007
KSTFR	Kia Power - Front Right Port, Storm (3792-45C Only)	\$ 1007
KSTFLR	Kia Power - Front Left & Right Port, Storm (3792-45C Only)	\$ 2014
KBFL	Kia Power - Front Left Port, Black	\$ 1007
KBFR	Kia Power - Front Right Port, Black (3792-45C Only)	\$ 1007
KBFLR	Kia Power - Front Left & Right Port, Black (3792-45C Only)	\$ 2014



Shown with Front Left Port
(KBFL/Black or KSTFL/
Storm)



Shown with Left Port
(KBSL/Black or KSTSL/
Storm)



Shown with Front Left and
Right Port (KBFLR/Black or
KSTFLR/Storm)



See next page for table power locations.

TABLE POWER LOCATIONS

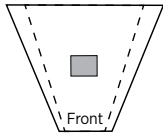
Note: Does Not Include Bistro/Stadium Tables

PWRUSBA One Power and One USBA+C
Ports, Aluminum



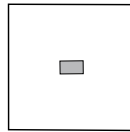
\$ 913

Power Locations:

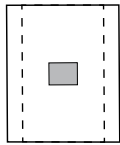


378-2226CGT
12½" from front edge

378-4526CGT
12" from front edge

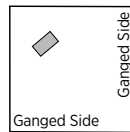


378-2626MT
13" from all sides



378-1626EGT
378-1626GT
378-1626ET
13" from short edge and
8" from long edge

378-2226EGT
378-2226GT
378-2226ET
13" from short edge and
11" from long edge



378-9026CGT
19½" from
ganged sides


CERTIFICATIONS & COMPLIANCE

- CAL 117-2013 Compliance
- Intertek Sustainability Certified
- BIFMA level® Certified
- BIFMA Compliant® Certified
- TSCA Title VI (CARB) Compliance
- Contributes to LEED®, Green Globes®, and WELL® Sustainable Programs

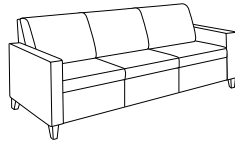





Club Chair,
2 Arms: **379**
([See Details](#))




Settee,
2 Arms: **3792**
([See Details](#))



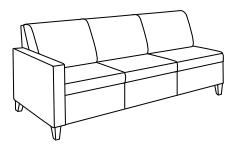
Sofa,
2 Arms: **3793**
([See Details](#))



Club Chair, 1 Arm:
379R (Right)
379L (Left)
([See Details](#))



Settee, 1 Arm:
3792R (Right)
3792L (Left)
([See Details](#))



Sofa, 1 Arm:
3793R (Right)
3793L (Left)
([See Details](#))



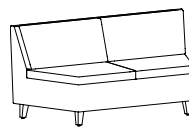
Club Chair,
Armless: **379N**
([See Details](#))



Swivel Club Chair,
Armless: **379NS**
([See Details](#))




Settee,
Armless: **3792N**
([See Details](#))



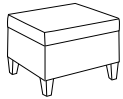
45° Angled Settee,
Armless: **3792-45C**
([See Details](#))



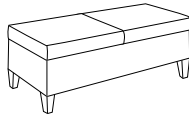
Sofa, Armless:
3793N
([See Details](#))



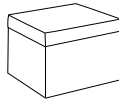
Corner Unit:
379-90C
([See Details](#))



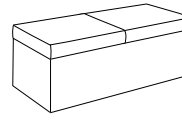
Single Bench:
378SB
([See Details](#))



Double Bench:
3782DB
([See Details](#))

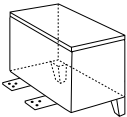


Single Ottoman:
379SO
([See Details](#))

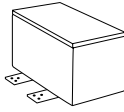


Double Ottoman:
3792DO
([See Details](#))

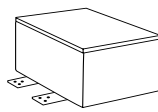
Ganging Tables (Upholstered Chassis with TFL, Veneer, or Solid Surface Top)



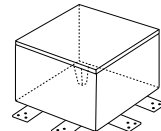
Ganging End Table
with Two Legs:
378-1626EGT
378-2226EGT
([See Details](#))



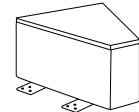
Ganging End Table:
378-1626GT
([See Details](#))



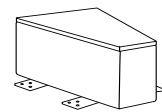
Ganging Lamp Table:
378-2226GT
([See Details](#))



Ganging 90° Corner
Table with One Leg:
378-9026CGT
([See Details](#))

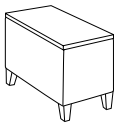


Ganging 45°
Corner Table:
378-4526CGT
([See Details](#))

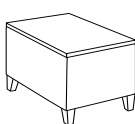


Ganging 22.5°
Corner Table:
378-2226CGT
([See Details](#))

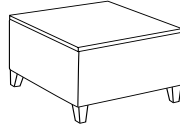
Freestanding Tables (Upholstered Chassis with TFL, Veneer, or Solid Surface Top)



End Table:
378-1626ET
([See Details](#))



Lamp Table:
378-2226ET
([See Details](#))



Magazine Table:
378-2626MT
([See Details](#))

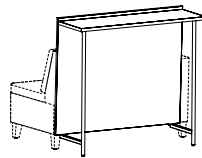
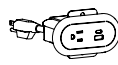
Options and Accessories:



[Tablet Arms](#)
for Arm or Armless Units




[Power Options](#)



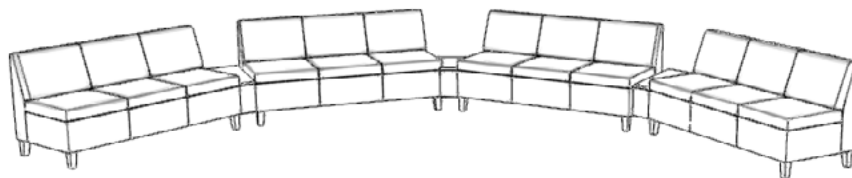
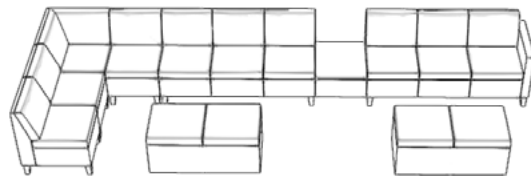
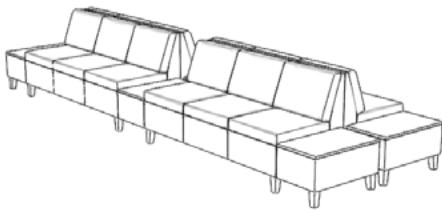
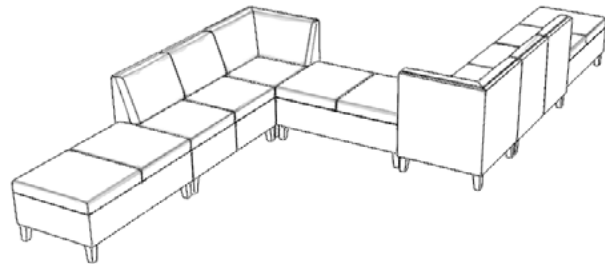
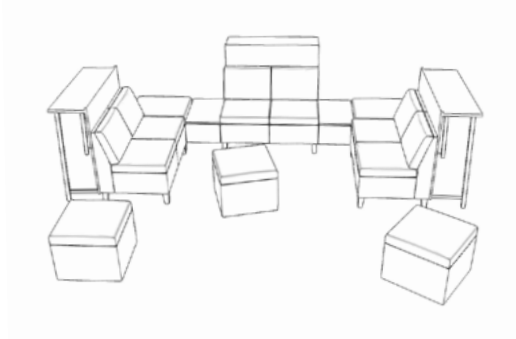


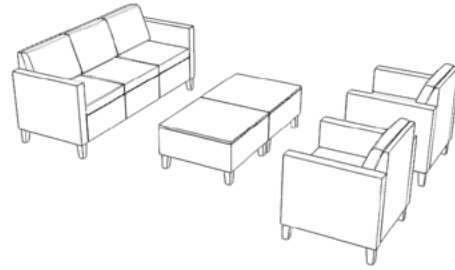

[Bistro/Stadium Table](#)
(For Use with Settees and Sofas;
Available in HPL, TFL, or Veneer)



[Purse Hook](#) for
Bistro/Stadium
Tables



Enhance your space with
Cush Pillows. [See Product
Details.](#)



Item	Model No.	Width	Depth	Height	Ship Wt	Cubic Ft	List Price
ZIG ZAG UNIT	370-1	161	136 ¼	32 ½	593	212	\$ 22370



CONSISTS OF:	QTY		
3782DB	3	Double Bench (Gr 1)	\$ 9090
3792N	2	Settee, Armless (Gr 1)	\$ 7042
379-90C	2	Corner Unit	\$ 6238

Products are available as left or right and with other features, where applicable
Grade 1 with standard metal leg pricing

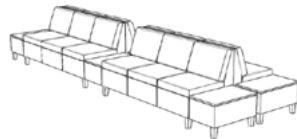
HALF CIRCLE	370-2	96	72	29 ½	354	147.9	T\$ 23976 W\$ 24452 S\$ 27984
-------------	-------	----	----	------	-----	-------	-------------------------------------



CONSISTS OF:	QTY		
3793N	4	Sofa, Armless (Gr 1)	\$ 20240
378-2226CGT	3	Ganging 22.5° Corner Table	T\$ 3736 W\$ 4212 S\$ 7744

Products are available as left or right and with other features, where applicable
Grade 1 with standard metal leg pricing


CAFE GROUPING	370-3	181	108 ½	32 ½	498	144.0	T\$ 25698 W\$ 26336 S\$ 30716
---------------	-------	-----	-------	------	-----	-------	-------------------------------------



CONSISTS OF:	QTY		
3793N_370-3	4	Sofa, Armless (Gr 1)	\$ 20240
378-1626GT	2	Ganging End Table (Gr 1)	T\$ 1574 W\$ 1784 S\$ 3248
378-1626EGT	4	Ganging End Table with Legs (Gr 1)	T\$ 3884 W\$ 4312 S\$ 7228

Products are available as left or right and with other features, where applicable
Grade 1 with standard metal leg pricing

Item	Model No.	Chair Width	Chair Depth	Chair Height	Seat Width	Seat Depth	Seat Height	Arm Height	Ship Wt	Cubic Ft
CLUB CHAIR	379	29	27¾	32½	22	19	18¾	26½	110	25.0



Shown with Power Option;
Left Port

Description

- Standard with: Left and Right Arm, Wood Legs, and Ganging Hardware
- Available with Contrasting Upholstery ([See Details](#))
- Available with Contrasting Legs, Tablet Arm and Arm Cap
- Additional Options: Chrome or Powder Coated Leg ([Color Options](#)), Arm Caps ([See Options](#)), Tablet Arms ([See Options](#)), and Power ([See Locations](#))

List Price/Grade	Yards	COM/1	2	3	4	5	6	7	8	9	10	L1	L2
Single Upholstery	5.25	\$ 3507	3791	4037	4274	4631	4993	5507	6048	6678	7403	5324	6101

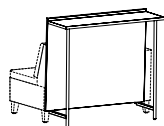

Contrasting Upholstery

Primary	1.50	3507	3588	3659	3726	3828	3932	4079	4233	4413	4620	4026	4248
Accent	3.75	0	203	378	548	803	1061	1428	1815	2265	2783	1298	1853

Must Specify (in this order):

Model #
Primary Upholstery
Accent Upholstery
Tablet Arm/Color
Arm Cap/Color
Leg/Color
Power

SETTEE	3792	51	27¾	32½	44	19	18¾	26½	143	46.0
--------	------	----	-----	-----	----	----	-----	-----	-----	------



44"W Bistro/Stadium
Table View with Settee

Description

- Standard with: Left and Right Arm, Wood Legs and Ganging Hardware
- Available with Contrasting Upholstery ([See Details](#))
- Available with Contrasting Legs, Tablet Arm and Arm Cap
- Optional 44"W Bistro/Stadium Table Available; Specify (YES TABLE) or (NO TABLE), Select TFL Backpanel with TFL (T) or HPL (P) Surface or Veneer Backpanel with Veneer (W) or HPL (P) Surface and Leg Color ([See More Bistro/Stadium Table Details](#))
- Bistro/Stadium Backpanel and Table Surface May be Specified in Contrasting Colors; Must Specify Backpanel and Surface Color
- Optional Purse Hook Available when Bistro/Stadium Table is ordered; [See Details](#)
- Additional Options: Chrome or Powder Coated Leg ([Color Options](#)), Arm Caps ([See Options](#)), Tablet Arms ([See Options](#)), Bistro/Stadium Table ([See Options](#)), and Power ([See Locations](#))

List Price/Grade	Yards	COM/1	2	3	4	5	6	7	8	9	10	L1	L2
Single Upholstery	6.75	\$ 4546	4911	5228	5532	5991	6456	4546	7813	8623	9555	6882	7881

Contrasting Upholstery


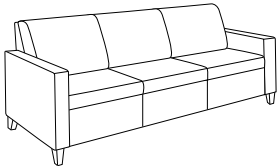
Primary	2.25	4546	4668	4773	4875	5028	5183	5403	5635	5905	6216	5325	5658
Accent	4.50	0	243	455	657	963	1273	1715	2178	2718	3339	1557	2223

Must Specify (in this order):

Model #
Primary Upholstery
Accent Upholstery
Tablet Arm/Color
Arm Cap/Color
Bistro/Stadium Table
Bistro/Stadium Table Backpanel Material/Color
Bistro/Stadium Table Worksurface Material/ Color
Bistro/Stadium Table Leg Color
Leg/Color
Power

For ordering options, [see overview at the beginning of this section.](#)

Item	Model No.	Chair Width	Chair Depth	Chair Height	Seat Width	Seat Depth	Seat Height	Arm Height	Ship Wt	Cubic Ft
SOFA	3793	73	27¾	32½	66	19	18¾	26½	168	61.0



Front View with 66"W Bistro/
Stadium Table and Sofa

Description


- Standard with: Left and Right Arm, Wood Legs and Ganging Hardware
- Available with Contrasting Upholstery ([See Details](#))
- Available with Contrasting Legs, Tablet Arm and Arm Cap
- Optional 66"W Bistro/Stadium Table Available; Specify (YES TABLE) or (NO TABLE), Select TFL Backpanel with TFL (T) or HPL (P) Surface or Veneer Backpanel with Veneer (W) or HPL (P) Surface and Leg Color ([See More Bistro/Stadium Table Details](#))
- Bistro/Stadium Backpanel and Table Surface May be Specified in Contrasting Colors; Must Specify Backpanel and Surface Color
- Optional Purse Hook Available when Bistro/Stadium Table is ordered; [See Details](#)
- Additional Options: Chrome or Powder Coated Leg ([Color Options](#)), Arm Caps ([See Options](#)), Tablet Arms ([See Options](#)), Bistro/Stadium Table ([See Options](#)), and Power ([See Locations](#))

Must Specify (in this order):

Model #
Primary Upholstery
Accent Upholstery
Tablet Arm/Color
Arm Cap/Color
Bistro/Stadium Table
Bistro/Stadium Table Backpanel Material/Color
Bistro/Stadium Table Worksurface Material/ Color
Bistro/Stadium Table Leg Color
Leg/Color
Power

List Price/Grade	Yards	COM/1	2	3	4	5	6	7	8	9	10	L1	L2
Single Upholstery	8.50	\$ 5908	6367	6767	7149	7727	8314	9147	10022	11042	12215	8849	10107
Contrasting Upholstery													
Primary	3.25	5908	6084	6236	6383	6604	6828	7146	7481	7871	8320	7033	7514
Accent	5.25	0	283	531	766	1123	1486	2001	2541	3171	3895	1816	2593

CLUB CHAIR, 1 ARM



Shown as Left

Must Specify (in this order):

Model #
Primary Upholstery
Accent Upholstery
Tablet Arm/Color
Arm Cap/Color
Leg/Color
Power


Left	Right												
379L	379R		25½	27¾	32½	22	19	18¾	26½	77			35.0

Description

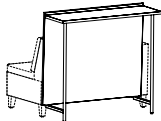
- Standard with: Left Or Right Arm, Wood Legs and Ganging Hardware
- Available with Contrasting Upholstery ([See Details](#))
- Available with Contrasting Legs, Tablet Arm and Arm Cap
- Available with Optional Tablet Arm for Arm or Armless Side
- Additional Options: Chrome or Powder Coated Leg ([Color Options](#)), Arm Caps ([See Options](#)), Tablet Arms ([See Options](#)), and Power ([See Locations](#))

List Price/Grade	Yards	COM/1	2	3	4	5	6	7	8	9	10	L1	L2
Single Upholstery	4.00	\$ 3100	3316	3504	3684	3956	4232	4624	5036	5516	6068	4484	5076
Contrasting Upholstery													
Primary	1.50	3100	3181	3252	3319	3421	3525	3672	3826	4006	4213	3619	3841
Accent	2.50	0	135	252	365	535	707	952	1210	1510	1855	865	1235

Item	Model No.		Chair Width	Chair Depth	Chair Height	Seat Width	Seat Depth	Seat Height	Arm Height	Ship Wt	Cubic Ft
SETTEE, 1 ARM	Left	Right									
	3792L	3792R	47½	27¾	32½	44	19	18¾	26½	110	46.0



Shown as Left



44"W Bistro/Stadium Table View with Settee

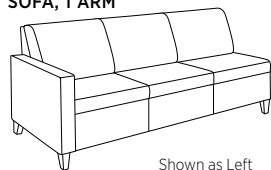
Description

- Standard with: Left Or Right Arm, Wood Legs and Ganging Hardware
- Available with Contrasting Upholstery ([See Details](#))
- Available with Contrasting Legs, Tablet Arm and Arm Cap
- Available with Optional Tablet Arm for Arm or Armless Side
- Optional 44"W Bistro/Stadium Table Available; Specify (YES TABLE) or (NO TABLE), Select TFL Backpanel with TFL (T) or HPL (P) Surface or Veneer Backpanel with Veneer (W) or HPL (P) Surface and Leg Color ([See More Bistro/Stadium Table Details](#))
- Bistro/Stadium Backpanel and Table Surface May be Specified in Contrasting Colors; Must Specify Backpanel and Surface Color
- Optional Purse Hook Available when Bistro/Stadium Table is ordered; [See Details](#)
- Additional Options: Chrome or Powder Coated Leg ([Color Options](#)), Arm Caps ([See Options](#)), Tablet Arms ([See Options](#)), Bistro/Stadium Table ([See Options](#)), and Power ([See Locations](#))


Must Specify (in this order):

Model #
 Primary Upholstery
 Accent Upholstery
 Tablet Arm/Color
 Arm Cap/Color
 Bistro/Stadium Table
 Bistro/Stadium Table Backpanel Material/Color
 Bistro/Stadium Table Worksurface Material/ Color
 Bistro/Stadium Table Leg Color
 Leg/Color
 Power

List Price/Grade	Yards	COM/1	2	3	4	5	6	7	8	9	10	L1	L2
Single Upholstery	5.75	\$ 4144	4455	4725	4984	5375	5771	6335	6927	7617	8411	6134	6985
Contrasting Upholstery													
Primary	2.25	4144	4266	4371	4473	4626	4781	5001	5233	5503	5814	4923	5256
Accent	3.50	0	189	354	511	749	990	1334	1694	2114	2597	1211	1729

SOFA, 1 ARM

Shown as Left



Front View with 66"W Bistro/Stadium Table and Sofa

	Left	Right											
	3793L	3793R	69½	27¾	32½	66	19	18¾	26½	135	61.0		

Description

- Standard with: Left Or Right Arm, Wood Legs and Ganging Hardware
- Available with Contrasting Upholstery ([See Details](#))
- Available with Contrasting Legs, Tablet Arm and Arm Cap
- Available with Optional Tablet Arm for Arm or Armless Side
- Optional 66"W Bistro/Stadium Table Available; Specify (YES TABLE) or (NO TABLE), Select TFL Backpanel with TFL (T) or HPL (P) Surface or Veneer Backpanel with Veneer (W) or HPL (P) Surface and Leg Color ([See More Bistro/Stadium Table Details](#))
- Bistro/Stadium Backpanel and Table Surface May be Specified in Contrasting Colors; Must Specify Backpanel and Surface Color
- Optional Purse Hook Available when Bistro/Stadium Table is ordered; [See Details](#)
- Additional Options: Chrome or Powder Coated Leg ([Color Options](#)), Arm Caps ([See Options](#)), Tablet Arms ([See Options](#)), Bistro/Stadium Table ([See Options](#)), and Power ([See Locations](#))


Must Specify (in this order):

Model #
 Primary Upholstery
 Accent Upholstery
 Tablet Arm/Color
 Arm Cap/Color
 Bistro/Stadium Table
 Bistro/Stadium Table Backpanel Material/Color
 Bistro/Stadium Table Worksurface Material/ Color
 Bistro/Stadium Table Leg Color
 Leg/Color
 Power

List Price/Grade	Yards	COM/1	2	3	4	5	6	7	8	9	10	L1	L2
Single Upholstery	7.25	\$ 5506	5898	6238	6565	7058	7558	8268	9015	9885	10886	8015	9088
Contrasting Upholstery													
Primary	3.25	5506	5682	5834	5981	6202	6426	6744	7079	7469	7918	6631	7112
Accent	4.00	0	216	404	584	856	1132	1524	1936	2416	2968	1384	1976

For ordering options, [see overview at the beginning of this section.](#)

Item	Model No.	Chair Width	Chair Depth	Chair Height	Seat Width	Seat Depth	Seat Height	Arm Height	Ship Wt	Cubic Ft
CLUB CHAIR, ARMLESS	379N	22½	27¾	32½	22	19	18¾	N/A	57	25.0



Must Specify (in this order):

Model #
Primary Upholstery
Accent Upholstery
Tablet Arm/Metal Attachment Color
Tablet Arm Surface Material/Color
Leg/Color
Power

Description

- Standard with: Wood Legs and Ganging Hardware
- Available with Contrasting Upholstery ([See Details](#))
- Additional Options: Chrome or Powder Coated Leg ([Color Options](#)), Tablet Arms ([See Options](#)), and Power ([See Locations](#))

List Price/Grade	Yards	COM/1	2	3	4	5	6	7	8	9	10	L1	L2
Single Upholstery	3.25	\$ 2685	2861	3013	3160	3381	3605	3923	4258	4648	5097	3810	4291
Contrasting Upholstery													
Primary	1.50	2685	2766	2837	2904	3006	3110	3257	3411	3591	3798	3204	3426
Accent	1.75	0	95	176	256	375	495	666	847	1057	1299	606	865

CLUB CHAIR ARMLESS SWIVEL	379NS	22½	27¾	32½	22	19	18¾	N/A	63	23.0
---------------------------	-------	-----	-----	-----	----	----	-----	-----	----	------



Must Specify (in this order):


Model #
Primary Upholstery
Accent Upholstery
Tablet Arm/Metal Attachment Color
Tablet Arm Surface Material/Color

Description

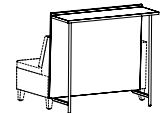
- Standard with: Auto Return and a Polished Aluminum Base
- Available with Contrasting Upholstery ([See Details](#))
- Additional Options: Tablet Arm ([See Options](#))

List Price/Grade	Yards	COM/1	2	3	4	5	6	7	8	9	10	L1	L2
Single Upholstery	3.25	\$ 2823	2999	3151	3298	3519	3743	4061	4396	4786	5235	3948	4429
Contrasting Upholstery													
Primary	1.50	2823	2904	2975	3042	3144	3248	3395	3549	3729	3936	3342	3564
Accent	1.75	0	95	176	256	375	495	666	847	1057	1299	606	865

SETTEE, ARMLESS	3792N	44½	27¾	32½	44	19	18¾	N/A	93	45.0
-----------------	-------	-----	-----	-----	----	----	-----	-----	----	------



Shown with Power Option, Left Port



44\"/>

Description

- Standard with: Wood Legs and Ganging Hardware
- Available with Contrasting Upholstery ([See Details](#))
- Optional 44\"/>
- Bistro/Stadium Backpanel and Table Surface May be Specified in Contrasting Colors; Must Specify Backpanel and Surface Color
- Optional Purse Hook Available when Bistro/Stadium Table is ordered; [See Details](#)
- Additional Options: Chrome or Powder Coated Leg ([Color Options](#)), Tablet Arms ([See Options](#)), Bistro/Stadium Table ([See Options](#)), and Power ([See Locations](#))

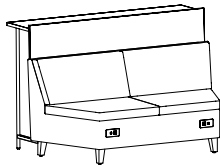
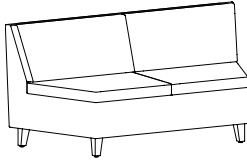
List Price/Grade	Yards	COM/1	2	3	4	5	6	7	8	9	10	L1	L2
Single Upholstery	4.75	\$ 3521	3778	4001	4215	4538	4865	5331	5820	6390	7046	5165	5868
Contrasting Upholstery													
Primary	2.25	3521	3643	3748	3850	4003	4158	4378	4610	4880	5191	4300	4633
Accent	2.50	0	135	253	365	535	707	953	1210	1510	1855	865	1235

Must Specify (in this order):

Model #
Primary Upholstery
Accent Upholstery
Tablet Arm/Metal Attachment Color
Tablet Arm Surface Material/Color
Bistro/Stadium Table
Bistro/Stadium Table Backpanel Material/Color
Bistro/Stadium Table Worksurface Material/ Color
Bistro/Stadium Table Leg Color
Leg/Color
Power

For ordering options, [see overview at the beginning of this section.](#)

Item	Model No.	Chair Width	Chair Depth	Chair Height	Seat Width	Seat Depth	Seat Height	Arm Height	Ship Wt	Cubic Ft
45° ANGLED SETTEE	3792-45C	45-68	27½	31¼	45-61	31	18¾	N/A	200	75.0



Shown with Power Options; Front Left and Right Port and Front View with 66"W Bistro/Stadium Table

Description

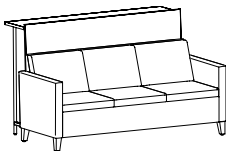

- Standard with: Wood Legs and Ganging Hardware
- Overall Dimension Range is 45"W in Front and 68"W in Back; Seat Dimension Range is 45"W in the Front and 61"W on Back of the Seat
- May be Ganged with Additional 3792-45C Units
- Available with Contrasting Upholstery ([See Details](#))
- Optional 66"W Bistro/Stadium Table Available; Specify (YES TABLE) or (NO TABLE), Select TFL Backpanel with TFL (T) or HPL (P) Surface or Veneer Backpanel with Veneer (W) or HPL (P) Surface and Leg Color ([See More Bistro/Stadium Table Details](#))
- Bistro/Stadium Backpanel and Table Surface May be Specified in Contrasting Colors; Must Specify Backpanel and Surface Color
- Optional Purse Hook Available when Bistro/Stadium Table is ordered; [See Details](#)
- Additional Options: Chrome or Powder Coated Leg ([Color Options](#)), Tablet Arms ([See Options](#)), Bistro/Stadium Table ([See Options](#)), and Power ([See Locations](#))

Must Specify (in this order):

Model #
Primary Upholstery
Accent Upholstery
Tablet Arm/Metal Attachment Color
Tablet Arm Surface Material/Color
Bistro/Stadium Table
Bistro/Stadium Table Backpanel Material/Color
Bistro/Stadium Table Worksurface Material/ Color
Bistro/Stadium Table Leg Color
Leg/Color
Power

List Price/Grade	Yards	COM/1	2	3	4	5	6	7	8	9	10	L1	L2
Single Upholstery	7.00	\$ 4536	4914	5243	5558	6034	6517	7203	7924	8764	9730	6958	7994
Contrasting Upholstery													
Primary	3.25	4536	4712	4864	5011	5232	5456	5774	6109	6499	6948	5661	6142
Accent	3.75	0	202	379	547	802	1061	1429	1815	2265	2782	1297	1852

SOFA, ARMLESS	3793N	66½	27¾	32½	66	19	18¾	N/A	123	45.0
---------------	-------	-----	-----	-----	----	----	-----	-----	-----	------



Front View with 66"W Bistro/Stadium Table and Sofa

Description

- Standard with: Wood Legs and Ganging Hardware
- Available with Contrasting Upholstery ([See Details](#))
- Optional 66"W Bistro/Stadium Table Available; Specify (YES TABLE) or (NO TABLE), Select TFL Backpanel with TFL (T) or HPL (P) Surface or Veneer Backpanel with Veneer (W) or HPL (P) Surface and Leg Color ([See More Bistro/Stadium Table Details](#))
- Bistro/Stadium Backpanel and Table Surface May be Specified in Contrasting Colors; Must Specify Backpanel and Surface Color
- Optional Purse Hook Available when Bistro/Stadium Table is ordered; [See Details](#)
- Additional Options: Chrome or Powder Coated Leg ([Color Options](#)), Tablet Arms ([See Options](#)), Bistro/Stadium Table ([See Options](#)), and Power ([See Locations](#))


Must Specify (in this order):

Model #
Primary Upholstery
Accent Upholstery
Tablet Arm/Metal Attachment Color
Tablet Arm Surface Material/Color
Bistro/Stadium Table
Bistro/Stadium Table Backpanel Material/Color
Bistro/Stadium Table Worksurface Material/ Color
Bistro/Stadium Table Leg Color
Leg/Color
Power

List Price/Grade	Yards	COM/1	2	3	4	5	6	7	8	9	10	L1	L2
Single Upholstery	6.25	\$ 5060	5398	5691	5973	6398	6829	7441	8085	8835	9698	7223	8148
Contrasting Upholstery													
Primary	3.25	5060	5236	5388	5535	5756	5980	6298	6633	7023	7472	6185	6666
Accent	3.00	0	162	303	438	642	849	1143	1452	1812	2226	1038	1482

For ordering options, [see overview at the beginning of this section.](#)

Item	Model No.	Chair Width	Chair Depth	Chair Height	Seat Width	Seat Depth	Seat Height	Arm Height	Ship Wt	Cubic Ft
CORNER UNIT	379-90C	27¾	27¾	32½	19	19	18¾	N/A	79	25.0



Must Specify (in this order):

Model #
Primary Upholstery
Accent Upholstery
Leg/Color

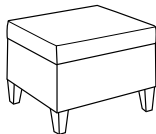
Description

- Standard with: Wood Legs and Ganging Hardware
- Available with Contrasting Upholstery ([See Details](#))
- Optional Chrome or Powder Coated Leg ([Color Options](#))

List Price/Grade	Yards	COM/1	2	3	4	5	6	7	8	9	10	L1	L2
Single Upholstery	4.75	\$ 3119	3376	3599	3813	4136	4463	4929	5418	5988	6644	4763	5466
Contrasting Upholstery													
Primary	2.25	3119	3241	3346	3448	3601	3756	3976	4208	4478	4789	3898	4231
Accent	2.50	0	135	253	365	535	707	953	1210	1510	1855	865	1235

SINGLE BENCH

378SB	22¼	26½	18¾	22¼	22¼	18¾	N/A	41	12.0
-------	-----	-----	-----	-----	-----	-----	-----	----	------



Must Specify (in this order):

Model #
Primary Upholstery
Accent Upholstery
Leg/Color

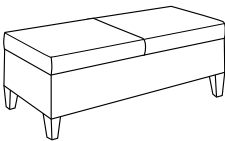
Description

- Standard with: Wood Legs and Ganging Hardware
- Available with Contrasting Upholstery ([See Details](#))
- Options: Chrome or Powder Coated Leg ([Color Options](#))

List Price/Grade	Yards	COM/1	2	3	4	5	6	7	8	9	10	L1	L2
Single Upholstery	2.00	\$ 2101	2209	2303	2393	2529	2667	2863	3069	3309	3585	2793	3089
Contrasting Upholstery													
Primary	1.25	2101	2169	2227	2284	2369	2455	2577	2706	2856	3029	2534	2719
Accent	0.75	0	40	76	109	160	212	286	363	453	556	259	370

DOUBLE BENCH

3782DB	44¼	26½	18¾	44½	22¼	18¾	N/A	82	24.0
--------	-----	-----	-----	-----	-----	-----	-----	----	------



Must Specify (in this order):

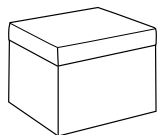
Model #
Primary Upholstery
Accent Upholstery
Leg/Color

Description

- Standard with: Wood Legs and Ganging Hardware
- Available with Contrasting Upholstery ([See Details](#))
- Options: Chrome or Powder Coated Leg ([Color Options](#))

List Price/Grade	Yards	COM/1	2	3	4	5	6	7	8	9	10	L1	L2
Single Upholstery	2.75	\$ 3030	3179	3308	3432	3619	3808	4078	4361	4691	5071	3982	4389
Contrasting Upholstery													
Primary	1.50	3030	3111	3182	3249	3351	3455	3602	3756	3936	4143	3549	3771
Accent	1.25	0	68	126	183	268	353	476	605	755	928	433	618

Item	Model No.	Chair Width	Chair Depth	Chair Height	Seat Width	Seat Depth	Seat Height	Arm Height	Ship Wt	Cubic Ft
SINGLE OTTOMAN	379SO	22¼	22¼	18¾	22¼	22¼	18¾	N/A	50	12.0



Must Specify (in this order):

Model #
Primary Upholstery
Accent Upholstery
Casters

Description

- Standard with: Poly Glides
- Available with Contrasting Upholstery ([See Details](#))
- Optional Black Carpet Casters

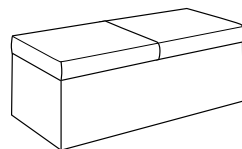
List Price/Grade	Yards	COM/1	2	3	4	5	6	7	8	9	10	L1	L2
Single Upholstery	2.50	\$ 1318	1453	1571	1683	1853	2026	2271	2528	2828	3173	2183	2553
Contrasting Upholstery													
Primary	1.00	1318	1372	1419	1464	1532	1601	1699	1802	1922	2060	1664	1812
Accent	1.50	0	81	152	219	321	425	572	726	906	1113	519	741

Optional Casters: Specify & Add



BCC	Black Carpet Casters	\$	N/C
-----	----------------------	----	-----

DOUBLE OTTOMAN	3792DO	44¼	26½	18¾	44¼	22¼	18¾	N/A	127	35.0
----------------	--------	-----	-----	-----	-----	-----	-----	-----	-----	------



Must Specify (in this order):

Model #
Primary Upholstery
Accent Upholstery
Overlay Table/Color
Casters

Description

- Standard with: Poly Glides
- Optional Overlay Table in TFL or Veneer
- Available with Contrasting Upholstery ([See Details](#))
- Optional Black Carpet Casters

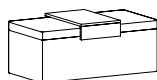
List Price/Grade	Yards	COM/1	2	3	4	5	6	7	8	9	10	L1	L2
Single Upholstery	3.50	\$ 2223	2412	2577	2734	2972	3214	3557	3917	4337	4820	3434	3952
Dual Upholstery													
Primary	1.50	2223	2304	2375	2442	2544	2648	2795	2949	3129	3336	2742	2964
Accent	2.00	0	108	202	292	428	566	762	968	1208	1484	692	988

Optional Casters: Specify & Add



BCC	Black Carpet Casters	\$	N/C
-----	----------------------	----	-----

Optional Overlay Table: Specify Code, Finish & Add



OTBL	Overlay Table	TFL	T\$	590
		Veneer	W\$	636

Item	Model No.	W	D	H	List Price
PURSE HOOK FOR BISTRO/STADIUM TABLE	01-HOOK	2	1¾	2⅝	\$ 82

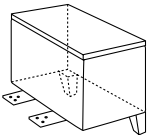


Description

- Black Hook Includes Mounting Hardware
- For Use with Bistro/Stadium Table Option
- Field Installed

For ordering options, [see overview at the beginning of this section.](#)

Item	Model No.	W	D	H	Ship Wt	Cubic Ft	List Price
GANGING END TABLE WITH LEGS	378-1626EGT	16	26½	15½	42	9.0	T\$ 971 W\$ 1078 S\$ 1807
	378-2226EGT	22	26½	15½	48	10.0	T\$ 999 W\$ 1216 S\$ 2125



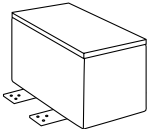
Must Specify (in this order):
Model #
Surface Material
Finish/Color
Upholstery
Leg/Color
Power

Description

- Standard with: Upholstered Chassis, Two Wood Legs, and Ganging Hardware
- Top Features Square Edge Profile with TFL and Veneer Top; Straight Edge Profile with Solid Surface Top
- Choose TFL (T), Veneer (W), or Solid Surface (S) Top
- Available with Contrasting Top and Legs
- Add Upholstery Grade Pricing to Top Material Price
- Optional Chrome or Powder Coated Leg ([Color Options](#)) and Power ([See Locations](#))

Add List Price/Grade	Yards	COM/1	2	3	4	5	6	7	8	9	10	L1	L2
Single Upholstery	1.00	\$ 0	54	101	146	214	283	381	484	604	742	346	494

GANGING END TABLE	378-1626GT	16	26½	10½	42	9.0	T\$ 787 W\$ 892 S\$ 1624
-------------------	------------	----	-----	-----	----	-----	--------------------------------



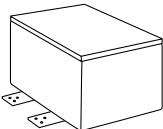
Must Specify (in this order):
Model #
Surface Material
Finish/Color
Upholstery
Power

Description

- Standard with: Upholstered Chassis and Ganging Hardware
- Top Features Square Edge Profile with TFL and Veneer Top; Straight Edge Profile with Solid Surface Top
- Choose TFL (T), Veneer (W), or Solid Surface (S) Top
- Add Upholstery Grade Pricing to Top Material Price
- Optional Power ([See Locations](#))

Add List Price/Grade	Yards	COM/1	2	3	4	5	6	7	8	9	10	L1	L2
Single Upholstery	1.00	\$ 0	54	101	146	214	283	381	484	604	742	346	494

GANGING LAMP TABLE	378-2226GT	22	26½	10½	48	10.0	T\$ 832 W\$ 985 S\$ 1957
--------------------	------------	----	-----	-----	----	------	--------------------------------



Must Specify (in this order):
Model #
Surface Material
Finish/Color
Upholstery
Power

Description

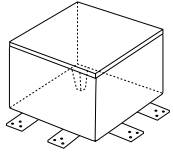
- Standard with: Upholstered Chassis and Ganging Hardware
- Top Features Square Edge Profile with TFL and Veneer Top; Straight Edge Profile with Solid Surface Top
- Choose TFL (T), Veneer (W), or Solid Surface (S) Top
- Add Upholstery Grade Pricing to Top Material Price
- Optional Power ([See Locations](#))

Add List Price/Grade	Yards	COM/1	2	3	4	5	6	7	8	9	10	L1	L2
Single Upholstery	1.00	\$ 0	54	101	146	214	283	381	484	604	742	346	494

T = TFL W = Veneer S = Solid Surface

For ordering options, [see overview at the beginning of this section.](#)

Item	Model No.	W	D	H	Ship Wt	Cubic Ft	List Price
GANGING 90° CORNER TABLE WITH ONE LEG	378-9026CGT	26½	26½	15½	57	11.0	T\$ 1097 W\$ 1261 S\$ 2344



Must Specify (in this order):

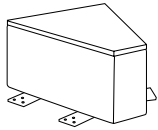
Model #
Surface Material
Finish/Color
Upholstery
Leg/Color
Power

Description

- Standard with: Upholstered Chassis, One Wood Leg, and Ganging Hardware
- Top Features Square Edge Profile with TFL and Veneer Top; Straight Edge Profile with Solid Surface Top
- Choose TFL (T), Veneer (W), or Solid Surface (S) Top
- Available with Contrasting Top and Legs
- Add Upholstery Grade Pricing to Top Material Price
- Optional Chrome or Powder Coated Leg ([Color Options](#)) and Power ([See Locations](#))

Add List Price/Grade	Yards	COM/1	2	3	4	5	6	7	8	9	10	L1	L2
Single Upholstery	1.00	\$ 0	54	101	146	214	283	381	484	604	742	346	494

GANGING 45° CORNER TABLE	378-4526CGT	10-24 ¹³ / ₁₆	27 ⁷ / ₈	10½	46	11.0	T\$ 1011 W\$ 1221 S\$ 2319
---------------------------------	-------------	-------------------------------------	--------------------------------	-----	----	------	----------------------------------



Must Specify (in this order):

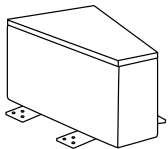
Model #
Surface Material
Finish/Color
Upholstery
Power

Description

- Standard with: Upholstered Chassis and Ganging Hardware
- Top Features Square Edge Profile with TFL and Veneer Top; Straight Edge Profile with Solid Surface Top
- Choose TFL (T), Veneer (W), or Solid Surface (S) Top
- Add Upholstery Grade Pricing to Top Material Price
- Optional Power ([See Locations](#))

Add List Price/Grade	Yards	COM/1	2	3	4	5	6	7	8	9	10	L1	L2
Single Upholstery	1.00	\$ 0	54	101	146	214	283	381	484	604	742	346	494

GANGING 22.5° CORNER TABLE	378-2226CGT	10-20 ³ / ₃₂	25 ³ / ₈	10½	48	10.0	T\$ 934 W\$ 1053 S\$ 1936
-----------------------------------	-------------	------------------------------------	--------------------------------	-----	----	------	---------------------------------



Must Specify (in this order):

Model #
Surface Material
Finish/Color
Upholstery
Power

Description

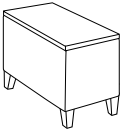
- Standard with: Upholstered Chassis and Ganging Hardware
- Top Features Square Edge Profile with TFL and Veneer Top; Straight Edge Profile with Solid Surface Top
- Choose TFL (T), Veneer (W), or Solid Surface (S) Top
- Add Upholstery Grade Pricing to Top Material Price
- Optional Power ([See Locations](#))

Add List Price/Grade	Yards	COM/1	2	3	4	5	6	7	8	9	10	L1	L2
Single Upholstery	1.00	\$ 0	54	101	146	214	283	381	484	604	742	346	494

T = TFL W = Veneer S = Solid Surface

For ordering options, [see overview at the beginning of this section.](#)

Item	Model No.	W	D	H	Ship Wt	Cubic Ft	List Price
END TABLE	378-1626ET	16	26½	15½	42	11.0	T\$ 1004 W\$ 1118 S\$ 1839



Must Specify (in this order):

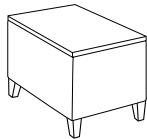
Model #
Surface Material
Finish/Color
Upholstery
Leg/Color
Power

Description

- Standard with: Upholstered Chassis and Wood Legs
- Top Features Square Edge Profile with TFL and Veneer Top; Straight Edge Profile with Solid Surface Top
- Choose TFL (T), Veneer (W), or Solid Surface (S) Top
- Available with Contrasting Top and Legs
- Add Upholstery Grade Pricing to Top Material Price
- Optional Chrome or Powder Coated Leg ([Color Options](#)) and Power ([See Locations](#))

Add List Price/Grade	Yards	COM/1	2	3	4	5	6	7	8	9	10	L1	L2
Single Upholstery	1.00	\$ 0	54	101	146	214	283	381	484	604	742	346	494

LAMP TABLE	378-2226ET	22	26½	15½	48.0	12.0	T\$ 1053 W\$ 1294 S\$ 2179
------------	------------	----	-----	-----	------	------	----------------------------------



Must Specify (in this order):

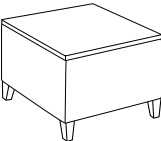
Model #
Surface Material
Finish/Color
Upholstery
Leg/Color
Power

Description

- Standard with: Upholstered Chassis and Wood Legs
- Top Features Square Edge Profile with TFL and Veneer Top; Straight Edge Profile with Solid Surface Top
- Choose TFL (T), Veneer (W), or Solid Surface (S) Top
- Available with Contrasting Top and Legs
- Add Upholstery Grade Pricing to Top Material Price
- Optional Chrome or Powder Coated Leg ([Color Options](#)) and Power ([See Locations](#))

Add List Price/Grade	Yards	COM/1	2	3	4	5	6	7	8	9	10	L1	L2
Single Upholstery	1.00	\$ 0	54	101	146	214	283	381	484	604	742	346	494

MAGAZINE TABLE	378-2626MT	26½	26½	15½	57	13.0	T\$ 1115 W\$ 1371 S\$ 2477
----------------	------------	-----	-----	-----	----	------	----------------------------------



Must Specify (in this order):

Model #
Surface Material
Finish/Color
Upholstery
Leg/Color
Power

Description

- Standard with: Upholstered Chassis and Ganging Hardware
- Top Features Square Edge Profile with TFL and Veneer Top; Straight Edge Profile with Solid Surface Top
- Choose TFL (T), Veneer (W), or Solid Surface (S) Top
- Available with Contrasting Top and Legs
- Add Upholstery Grade Pricing to Top Material Price
- Optional Chrome or Powder Coated Leg ([Color Options](#)) and Power ([See Locations](#))

Add List Price/Grade	Yards	COM/1	2	3	4	5	6	7	8	9	10	L1	L2
Single Upholstery	1.00	\$ 0	54	101	146	214	283	381	484	604	742	346	494

T = TFL W = Veneer S = Solid Surface

For ordering options, [see overview at the beginning of this section.](#)

The Joy family of seating is both stylish and highly adjustable. Choose from task chairs or stools, mesh or upholstered backs, six arm or armless styles. Find the perfect fit with a back height adjustment, lumbar support, seat slider, and standard or synchro-tilt controls. Joy is rated for up to 400lbs, making this series the go-to for a diverse range of users, as well as a broad range of applications and styles.

CONSTRUCTION

- Backs are formed with a steel tubular frame with black or white mesh or plywood fully upholstered
- Seats are manufactured of plywood with molded foam, 3" thick in the seat and 1" thick in upholstered backs
- Contoured seat with waterfall edge for ergonomic comfort
- Adjustable backs feature 5-position ratchet adjustment for personalization
- Lumbar adjustment features 4 positions
- Pneumatic lift for simple and easy seat height adjustment
- Synchro tilt control features back tilt, multi-angle and locking recline, tension control
- Seat slider is standard on upholstered back models and optional on mesh back models
- Black polyurethane arms with chrome accent, where applicable
- Black nylon or polished aluminum five star base
- Ships fully assembled
- Rated for up to 400lbs

HOW TO ORDER EXAMPLES

MESH BACK TASK CHAIR

Model No.	Description	Example
853	Mesh Back Color	MBBL
	Primary Upholstery	CF Stinson Nova Spotlight
	Arm	FBC1
	Control	SY
	Base	ALM BASE
	Caster	BHC

UPHOLSTERED BACK TASK CHAIR

Model No.	Description	Example
853U	Primary Upholstery	CF Stinson Nova Spotlight
	Accent Upholstery	UF Brisa Original Sand
	Arm	FBC1
	Base	ALM BASE
	Caster	BHC
	Stitch Detail	STD (No)
	Height Adj. Back	HGT ADJ YES

MESH BACK UPHOLSTERY OPTIONS

Our "Open Market" Joy Seating is available with a pre-selected black fabric.

The seats on all other Mesh Back Task Chairs and Stools are available in a wide variety of graded-in or contract options, including fabric, vinyl, and leather.

MESH BACK COLOR OPTIONS

MBBL	Black Mesh Back	\$	N/C
MBWH	White Mesh Back	\$	N/C

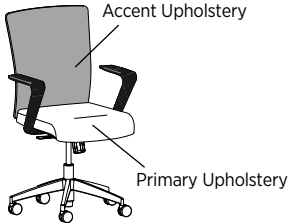
UPHOLSTERED BACK UPHOLSTERY OPTIONS

Available in single or contrasting upholsteries in a wide variety of graded-in or contract options, including fabric, vinyl, and leather.

Single Upholstery



Contrasting Upholstery



UPHOLSTERED BACK STITCH DETAIL

STD	No Stitch Detailing	STD
STITCH YES	Stitch Detailing	\$ N/C

UPHOLSTERED BACK HEIGHT ADJUSTMENT

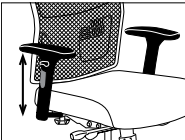
STD	No Height Adjustable Back	STD
HGT ADJ YES	5-Position Adjustable Back	\$ 114

ARM OPTIONS

ACT2	Black Height Adjustable T with Sliding Pivot Pads	\$	STD
ACTF2	Black/Chrome Height Adjustable T with Fixed Arm Pads	\$	N/C
ACTF2W	Black/Chrome Height and Width Adjustable T with Fixed Arm Pads	\$	62
ACT2W	Black/Chrome Height and Width Adjustable T with Sliding Pivot Pads	\$	62
FBC1	Black Fixed Cantilever	\$	N/C



ACT2



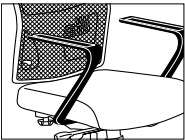
ACTF2



ACTF2W



ACT2W



FBC1

MESH BACK TASK CHAIR CONTROL OPTIONS

SY	Swivel Synchro Tilt Control	STD
SS	Synchro Tilt Control with Seat Slider	\$ 35

BASE OPTIONS

BLK BASE	Black Fiberglass Reinforced Nylon Base	STD
ALM BASE	Polished Aluminum Base	\$ 121

CASTER OPTIONS

BCC	Black Dual Wheel Carpet Caster	STD
BHC	Black Soft Caster for Hard Surfaces	N/C
BG	Black Glides for All Surfaces	N/C
CHRC	Chrome-Rimmed Hard Surface Caster with Roll Control	\$ 417

CERTIFICATIONS & COMPLIANCE

- CAL 117-2013 Compliance
- Intertek Sustainability Certified
- BIFMA level®
- ANSI/BIFMA® Certified
- TSCA Title VI (CARB) Compliance
- Contributes to LEED®, Green Globes®, and WELL® Sustainable Programs





Mesh Back Armless: **850**
([See Details](#))



Mesh Back Armless: **851**
(Open Market)
([See Details](#))



Upholstered Back
Armless: **850U**
([See Details](#))



Mesh Back
with Arm: **852**
(Open Market)
([See Details](#))



Mesh Back
with Arm: **853**
([See Details](#))



Upholstered
Back with Arm: **853U**
([See Details](#))



Mesh Back
Armless Stool: **854**
(Open Market)
([See Details](#))



Mesh Back
Armless Stool: **855**
([See Details](#))



Upholstered Back
Armless Stool: **855U**
([See Details](#))



Mesh Back
with Arm Stool: **856**
(Open Market)
([See Details](#))



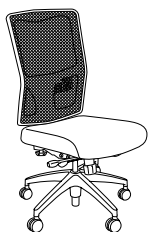
Mesh Back
with Arm Stool: **857**
([See Details](#))



Upholstered
Back with Arm Stool: **857U**
([See Details](#))

TASK + SWIVEL SEATING (850 SERIES)

Item	Model No.	Chair Width	Chair Depth	Chair Height	Seat Width	Seat Depth	Seat Height	Arm Height	Ship Wt	Cubic Ft
ARMLESS TASK CHAIR WITH PRE-CONFIGURED UPHOLSTERY	851	20½	23	38-43	20½	20	17-22	-	46	26.4



Open Market Only

Must Specify (in this order):

Model #
Mesh Back Color
Fabric
Control Option
Base
Casters

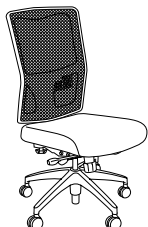
Description

- Standard with: Synchro Tilt Control, Adjustable Back Height with Lumbar Support, Black Nylon Base, and Black Carpet Casters
- Must Specify (SBFI) Black Fabric for Seat; See Below
- Rated For Users Up To 400lbs
- Specify Your Choice of [Mesh Back Color](#), [See Control Options](#), [Two Base Options](#), and [Four Caster Options](#)

Open Market Seat Options:

SBFI	Black Fabric	\$	1032
------	--------------	----	------

ARMLESS TASK CHAIR	850	20½	23	38-43	20½	20	17-22	-	46	20
--------------------	-----	-----	----	-------	-----	----	-------	---	----	----



Must Specify (in this order):

Model #
Mesh Back Color
Upholstery
Control Option
Base
Casters

Description

- Standard with: Synchro Tilt Control, Adjustable Back Height with Lumbar Support, Black Nylon Base, and Black Carpet Casters
- Rated For Users Up To 400lbs
- Specify Your Choice of Seat Upholstery, [Mesh Back Color](#), [See Control Options](#), [Two Base Options](#), and [Four Caster Options](#)

List Price/Grade	COM	1	2	3	4	5	6	7	8	9	10	L1	L2
Single Upholstery	1.00	\$ 1381	1435	1482	1527	1595	1664	1762	1865	1985	2123	1727	1875

For ordering options, [see overview at the beginning of this section](#).

Item	Model No.	Chair Width	Chair Depth	Chair Height	Seat Width	Seat Depth	Seat Height	Arm Height	Ship Wt	Cubic Ft
ARMLESS TASK CHAIR WITH UPHOLSTERED BACK	850U	20½	23	38-43	20½	20	17-22	-	44	20



Shown with Optional Back Stitch Detail

Must Specify (in this order):
Model #
Primary Upholstery
Accent Upholstery
Base
Casters
Stitch Detail
Adjustable Height Back

Description

- Standard with: Synchro Tilt Control with Seat Slider, Black Nylon Base, and Black Carpet Casters
- Available with Contrasting Upholsteries
- Optional 4" Stitch Detailing on Back; 7" Down From Top of Back
- Rated For Users Up To 400lbs
- Specify Your Choice of Upholstery, [Two Base Options](#), [Four Caster Options](#), [See Stitch Detailing](#), and [Adjustable Height Back Options](#)

List Price/Grade	COM	1	2	3	4	5	6	7	8	9	10	L1	L2
Single Upholstery	2.25	\$ 1463	1585	1690	1792	1945	2100	2320	2552	2822	3133	2242	2575
Contrasting Upholstery													
Primary	1.00	\$ 1463	1517	1564	1609	1677	1746	1844	1947	2067	2205	1809	1957
Accent	1.25	\$ 0	68	126	183	268	354	476	605	755	928	433	618

TASK CHAIR WITH ARM WITH PRE-CONFIGURED UPHOLSTERY



Open Market Only
Must Specify (in this order):
Model #
Mesh Back Color
Fabric
Arm
Control Option
Base
Casters

852													
Swivel Synchro Tilt Control (SY)	25½	23	39-43¾	20½	20	17¾-19¾	-	46	20				
with FBC1 Arm									25½-27¾				
with ACT Arms									24¾-29				
Synchro Tilt with Seat Slider Control (SS)	25½	23-25	39-43¾	20½	20-22	18¼-20¼	-	46	20				
with FBC1 Arm									26½-28½				
with ACT Arms									25½-29¾				

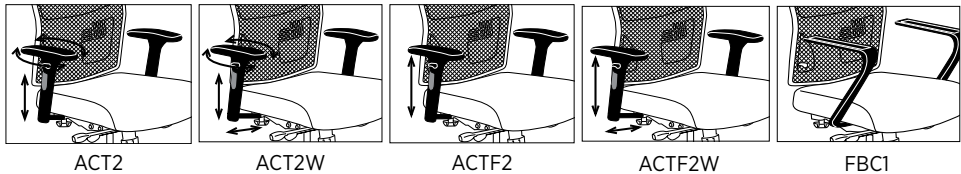
Description

- Standard with: Synchro Tilt Control, Adjustable Back Height with Lumbar Support, Black Height Adjustable T Arms with Sliding Pivot Pads, Black Nylon Base, and Black Carpet Casters
- Rated For Users Up To 400lbs
- Must Specify (SBFI) Black Fabric for Seat; See Below
- Specify Your Choice of [Mesh Back Color](#), [See Arm Options](#), [See Control Options](#), [Two Base Options](#), and [Four Caster Options](#)

Open Market Seat Options:

SBFI	Black Fabric	\$	1219
------	--------------	----	------

Joy Arm Options (See Details and Pricing)



For ordering options, [see overview at the beginning of this section](#).

Item	Model No.	Chair Width	Chair Depth	Chair Height	Seat Width	Seat Depth	Seat Height	Arm Height	Ship Wt	Cubic Ft
TASK CHAIR WITH ARM	853									
	Swivel Synchro Tilt Control (SY)	25½	23	39-43¾	20½	20	17¾-19¾	-	46	20
	with FBC1 Arm							25½-27½		
	with ACT Arms							24½-29		
	Synchro Tilt with Seat Slider Control (SS)	25½	23-25	39-43¾	20½	20-22	18¼-20¼	-	46	20
	with FBC1 Arm							26½-28½		
	with ACT Arms							25½-29½		



Must Specify (in this order):

Model #
Mesh Back Color
Upholstery
Arm
Control Option
Base
Casters

Description

- Standard with: Synchro Tilt Control, Adjustable Back Height with Lumbar Support, Black Height Adjustable T Arms with Sliding Pivot Pads, Black Nylon Base, and Black Carpet Casters
- Rated For Users Up To 400lbs
- Specify Your Choice of Seat Upholstery, [Mesh Back Color](#), [See Arm Options](#), [See Control Options](#), [Two Base Options](#), and [Four Caster Options](#)

List Price/Grade	COM	1	2	3	4	5	6	7	8	9	10	L1	L2
Single Upholstery	1.00 \$	1572	1626	1673	1718	1786	1855	1953	2056	2176	2314	1918	2066

TASK CHAIR WITH ARM AND UPHOLSTERED BACK

853U	25½	24⅞-26⅞	38⅞	20½	20-22	18¼-20¼	-	46	20
with FBC1 Arm							26½-28½		
with ACT Arms							25½-29⅞		



Shown with
FBC1 Arm Option

Must Specify (in this order):

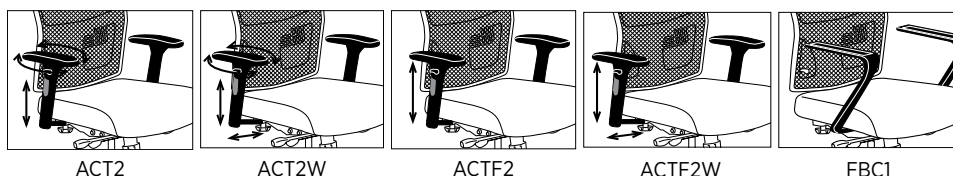
Model #
Primary Upholstery
Accent Upholstery
Arm
Base
Casters
Stitch Detail
Adjustable Height Back

Description

- Standard with: Synchro Tilt Control with Seat Slider, Black Height Adjustable T Arms with Sliding Pivot Pads, Black Nylon Base, and Black Carpet Casters
- Available in Contrasting Upholsteries
- Optional 4" Stitch Detailing on Back; 7" Down From Top of Back
- Optional 5-Position Adjustable Back Provides Back Height Range: 37¾-41½ ; [See Adjustable Height Back Options](#)
- Rated For Users Up To 400lbs
- Specify Your Choice of Upholstery, [See Arm Options](#), [Two Base Options](#), [See Stitch Detailing](#), [Adjustable Height Back Options](#) and [Four Caster Options](#)

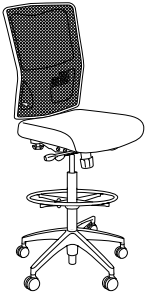
List Price/Grade	COM	1	2	3	4	5	6	7	8	9	10	L1	L2
Single Upholstery	2.25 \$	1700	1822	1927	2029	2182	2337	2557	2789	3059	3370	2479	2812
Contrasting Upholstery													
Primary	1.00 \$	1700	1754	1801	1846	1914	1983	2081	2184	2304	2442	2046	2194
Accent	1.25 \$	0	68	126	183	268	354	476	605	755	928	433	618

Joy Arm Options (See Details and Pricing)



For ordering options, [see overview at the beginning of this section.](#)

Item	Model No.	Chair Width	Chair Depth	Chair Height	Seat Width	Seat Depth	Seat Height	Arm Height	Ship Wt	Cubic Ft
ARMLESS STOOL WITH PRE-CONFIGURED UPHOLSTERY	854	20½	21	47-57¾	20½	18	24¼-35	-	51	26.5



Open Market Only

Must Specify (in this order):

- Model #
- Mesh Back Color
- Fabric
- Base
- Casters

Description

- Standard with: Adjustable Back Height with Lumbar Support, Black Nylon Base, Black Carpet Casters, and 20" Adjustable Chrome Foot Ring
- Foot Ring Has 8" Adjustment Range
- Must Specify (SBFI) Black Fabric for Seat; See Below
- Seat Slider Not Available on Stools
- Rated For Users Up To 400lbs
- Specify Your Choice of [Mesh Back Color](#), [Two Base Options](#), and [Four Caster Options](#)

Open Market Seat Options:

SBFI	Black Fabric	\$	1097
------	--------------	----	------

ARMLESS STOOL	855	20½	21	47-57¾	20½	18	24¼-35	-	51	26.5
---------------	-----	-----	----	--------	-----	----	--------	---	----	------



Must Specify (in this order):

- Model #
- Mesh Back Color
- Upholstery
- Base
- Casters

Description

- Standard with: Adjustable Back Height with Lumbar Support, Black Nylon Base, Black Carpet Casters, and 20" Adjustable Chrome Foot Ring
- Foot Ring Has 8" Adjustment Range
- Seat Slider Not Available on Stools
- Rated For Users Up To 400lbs
- Specify Your Choice of Seat Upholstery, [Mesh Back Color](#), [Two Base Options](#), and [Four Caster Options](#)

List Price/Grade	COM	1	2	3	4	5	6	7	8	9	10	L1	L2
Single Upholstery	0.75	\$ 1449	1490	1525	1559	1610	1661	1735	1812	1902	2006	1709	1820

Item	Model No.	Chair Width	Chair Depth	Chair Height	Seat Width	Seat Depth	Seat Height	Arm Height	Ship Wt	Cubic Ft
ARMLESS STOOL WITH UPHOLSTERED BACK	855U	20½	21	47-57¾	20½	18	24¼-35	-	49	26.5



Shown with Optional
Back Stitch Detail

Must Specify (in this order):

Model #
Primary Upholstery
Accent Upholstery
Base
Casters
Stitch Detail
Adjustable Height Back

Description

- Standard with: Black Nylon Base, Black Carpet Casters, and 20" Adjustable Chrome Foot Ring
- Available in Contrasting Upholstries
- Optional 4" Stitch Detailing on Back; 7" Down From Top of Back
- Foot Ring Has 8" Adjustment Range
- Seat Slider Not Available on Stools
- Rated For Users Up To 400lbs
- Specify Your Choice of Upholstery, [Two Base Options](#), [Four Caster Options](#), [See Back Stitch Detail](#), and [Adjustable Height Back Options](#)

List Price/Grade	COM	1	2	3	4	5	6	7	8	9	10	L1	L2
Single Upholstery	2.00	\$ 1577	1685	1779	1869	2005	2143	2339	2545	2785	3061	2269	2565
Contrasting Upholstery													
Primary	0.75	\$ 1577	1618	1653	1687	1738	1789	1863	1940	2030	2134	1837	1948
Accent	1.25	\$ 0	67	126	182	267	354	476	605	755	927	432	617

STOOL WITH ARM, PRE-CONFIGURED UPHOLSTERY

856	25½	22	45½-60⅞	20½	18	24-35⅞	51	26.5
with FBC1 Arm							32¼-44¾	
with ACT Arms							31⅞-45¾	



Open Market Only

Must Specify (in this order):

Model #
Mesh Back Color
Fabric
Arm
Base
Casters

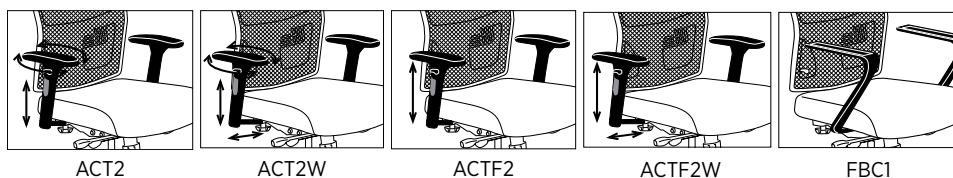
Description

- Standard with: Adjustable Back Height with Lumbar Support, Black Nylon Base, Black Carpet Casters, and 20" Adjustable Chrome Foot Ring
- Foot Ring Has 8" Adjustment Range
- Must Specify (SBFI) Black Fabric for Seat; See Below
- Seat Slider Not Available on Stools
- Rated For Users Up To 400lbs
- Specify Your Choice of [Mesh Back Color](#), [See Arm Options](#), [Two Base Options](#), and [Four Caster Options](#)

Open Market Seat Options:

SBFI	Black Fabric	\$	1287
------	--------------	----	------

Joy Arm Options (See Details and Pricing)



ACT2

ACT2W

ACTF2

ACTF2W

FBC1

For ordering options, [see overview at the beginning of this section.](#)

Item	Model No.	Chair Width	Chair Depth	Chair Height	Seat Width	Seat Depth	Seat Height	Arm Height	Ship Wt	Cubic Ft
STOOL WITH ARM	857	25½	22	45½-60⅞	20½	18	24-35⅞		51	26.5
	with FBC1 Arm							32¼-44⅜		
	with ACT Arms							31⅞-45⅜		



Must Specify (in this order):

Model #
Mesh Back Color
Upholstery
Arm
Base
Casters

Description

- Standard with: Adjustable Back Height with Lumbar Support, Black Nylon Base, Black Carpet Casters, and 20" Adjustable Chrome Foot Ring
- Foot Ring Has 8" Adjustment Range
- Seat Slider Not Available on Stools
- Rated For Users Up To 400lbs
- Specify Your Choice of Seat Upholstery, [Mesh Back Color](#), [See Arm Options](#), [Two Base Options](#), [See Back Stitch Detail](#), and [Four Caster Options](#)

List Price/Grade	COM	1	2	3	4	5	6	7	8	9	10	L1	L2
Single Upholstery	0.75	\$ 1638	1679	1714	1748	1799	1850	1924	2001	2091	2195	1898	2009

STOOL WITH ARM AND
UPHOLSTERED BACK

857U	25½	22⅜	44-55⅞	20½	18	24-35⅞	51	26.5
with FBC1 Arm							32¼-44⅜	
with ACT Arms							31⅞-45⅜	



Shown with
FBC1 Arm Option

Description

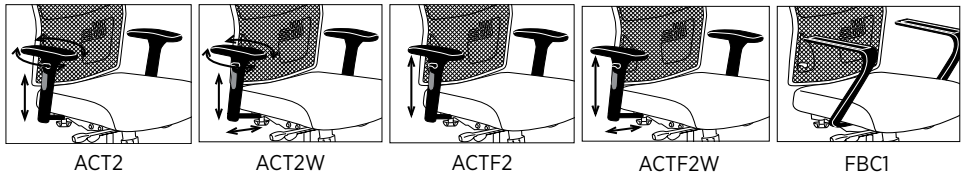
- Standard with: Black Nylon Base, Black Carpet Casters, and 20" Adjustable Chrome Foot Ring
- Available in Contrasting Upholsteries
- Optional 4" Stitch Detailing on Back; 7" Down From Top of Back
- Optional 5-Position Adjustable Back Provides Back Height Range: 45-58⅞"; [See Adjustable Height Back Options](#)
- Foot Ring Has 8" Adjustment Range
- Seat Slider Not Available on Stools
- Rated For Users Up To 400lbs
- Specify Your Choice of Upholstery, [Two Base Options](#), [Four Caster Options](#), [See Back Stitch Detail](#), and [Adjustable Height Back Options](#)

List Price/Grade	COM	1	2	3	4	5	6	7	8	9	10	L1	L2
Single Upholstery	2.00	\$ 1814	1922	2016	2106	2242	2380	2576	2782	3022	3298	2506	2802
Contrasting Upholstery													
Primary (Seat)	0.75	\$ 1814	1855	1890	1924	1975	2026	2100	2177	2267	2371	2074	2185
Accent (Back)	1.25	\$ 0	67	126	182	267	354	476	605	755	927	432	617

Must Specify (in this order):

Model #
Primary Upholstery
Accent Upholstery
Arm
Base
Casters
Stitch Detail
Adjustable Height Back

Joy Arm Options ([See Details and Pricing](#))



For ordering options, [see overview at the beginning of this section](#).

Handsome styling with elegant detailing makes Kennerly a mainstay for today's traditional environments. Precisely placed trim nails and button-tufted or plain back models complete the line. Swivels feature swivel-tilt control with pneumatic height adjustment.

CONSTRUCTION

- Exposed wood components and chair frame are manufactured using European Beech and are free of spirits, discoloration, pits, shakes, and wormholes; base caps are manufactured using select maple
- All chair joints are double-doweled or mortised and tenoned, screwed, and glued for maximum strength and durability
- All seats feature corner blocking
- Frames are individually hand assembled and sanded prior to being finished
- Non-marring nylon glides included in each leg at floor level
- If applicable, caster options include hooded casters available in black, brass and silver or choose black soft casters for hard surfaces
- High Grade Polyurethane Foam, 1½" thick in the seat and back
- Textiles are sewn with double stitch seams
- High quality sinuous springs with weight distribution rods ensure a comfortable seating application
- Seating rated for users up to 275lbs
- Ships fully assembled

HOW TO ORDER EXAMPLE

Model No.	Description	Example
132TB	Finish	DC
	Upholstery	Cortina Davenport Bark
	Nail Trim	NABRS
	Control	KT
	Casters	BLCS

WOOD FINISHES

Indiana Furniture uses a multi-step, hand finishing process on all exposed wood frames.

Chairs feature a catalyzed varnish finish which offers durability, lasting beauty, and resistance to normal wear.

AW	Artisan Walnut	MW	Mahogany Walnut
AS	Asian Night	MAS	Mesa Sunset*
BW	Beigewood*	MTS	Metropolis Sky
BL	Black	MNR	Midnight Run
CO	Columbian Walnut	NTM	Natural Marrone*
DC	Dark Cherry	ORW	Oak Riftwood*
DFW	Dark Forest Walnut*	PNW	Pinnacle Walnut
WH	Designer White	PTK	Portico Teak*
EF	Espresso	RC	River Cherry*
FO	Fawn Oak*	SCH	Select Cherry
FLW	Florence Walnut*	SPW	Sepia Walnut*
GC	Golden Cherry	SKC	Shaker Cherry
HVM	Harvest Maple*	SBP	Smoky Brown Pear*
HW	Harvest Walnut	TK	Studio Teak
HNW	Henna Walnut	SM	Sugar Maple
KHE	Kirsche	WTA	Weathered Ash*
LW	Legacy Walnut	WNB	White Nebbia
		WC	Williamsburg Cherry

* Finish is Low Sheen

UPHOLSTERY OPTIONS

Available in single upholstery in a wide variety of graded-in or contract options, including fabric, vinyl, and leather.

NAIL TRIM OPTIONS

NABRS	Brass Nail Trim	STD
NSLVR	Silver Nail Trim	\$ N/C
NONT	No Nail Trim	\$ N/C

CONTROL OPTIONS (IF APPLICABLE)

STD	Swivel-Tilt with Adjustable Tension Spring	STD
KT	Knee-Tilt Control	\$ 313

CASTER OPTIONS (IF APPLICABLE)

BRCS	Brass Hooded Casters	STD
BLCS	Black Hooded Casters	\$ N/C
SLCS	Silver Hooded Casters	\$ N/C
BHC	Black Soft Caster for Hard Surfaces	\$ N/C


(Available on 132TB and 132 only)

GLIDE OPTIONS (FOR MODELS WITHOUT CASTERS)


STD	Nylon Glides	STD
FELT	Felt Glides	\$ N/C

CERTIFICATIONS & COMPLIANCE

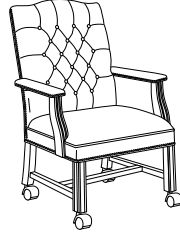
- CAL 117-2013 Compliance
- Intertek Sustainability Certified
- BIFMA level® Certified
- BIFMA Compliant® Certified
- TSCA Title VI (CARB) Compliance
- Contributes to LEED®, Green Globes®, and WELL® Sustainable Programs




Tufted High Back
Swivel:
132TB
[\(See Details\)](#)



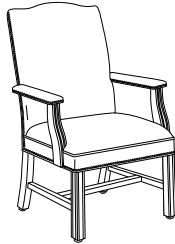
Tufted High Back
Guest:
136TB
[\(See Details\)](#)



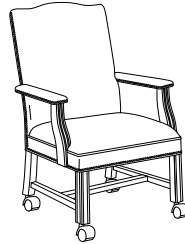
Tufted High Back on
Casters:
138TB
[\(See Details\)](#)



High Back
Swivel:
132
[\(See Details\)](#)




High Back
Guest:
136
[\(See Details\)](#)



High Back on
Casters:
138
[\(See Details\)](#)



Item	Model No.	Chair Width	Chair Depth	Chair Height	Seat Width	Seat Depth	Seat Height	Arm Height	Ship Wt	Cubic Ft
TUFTED HIGH BACK SWIVEL	132TB	27	26	40-43	21	18	16-20	27-30	72	20



Description

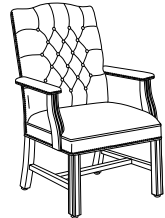
- Standard with: Swivel Tilt Control with Adjustable Tension, Pneumatic Height Adjustment, Tufted Back, Brass Nail Trim, 5-Star Base with Decorative Hardwood Caps, and Brass Hooded Dual Wheel Casters
- Additional Options: [See Nail Trim Options](#), [Knee-Tilt Control Option](#), and [Four Casters Options](#)

List Price/Grade	Yards	COM/1	2	3	4	5	6	7	8	9	10	L1	L2
Single Upholstery	3.00	\$ 2697	2859	3000	3135	3339	3546	3840	4149	4509	4923	3735	4179

Must Specify (in this order):

Model #
Finish
Upholstery
Nail Trim
Control
Caster

TUFTED HIGH BACK GUEST	136TB	26½	27½	41½	21¼-19½	17½	18	28	44	23.4
------------------------	-------	-----	-----	-----	---------	-----	----	----	----	------



Description

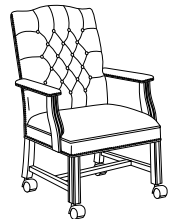
- Standard with: Tufted Back, Brass Nail Trim, and Nylon Glides
- Seat is Slightly Wider in Front
- [See Nail Trim Options](#)

List Price/Grade	Yards	COM/1	2	3	4	5	6	7	8	9	10	L1	L2
Single Upholstery	3.00	\$ 2334	2496	2637	2772	2976	3183	3477	3786	4146	4560	3372	3816

Must Specify (in this order):

Model #
Finish
Upholstery
Nail Trim
Glide

TUFTED HIGH BACK GUEST ON CASTERS	138TB	26½	27½	41½	21¼-19½	17½	18	28	44	23.4
-----------------------------------	-------	-----	-----	-----	---------	-----	----	----	----	------



Description

- Standard with: Tufted Back, Brass Nail Trim, and Brass Hooded Dual Wheel Casters
- Seat is Slightly Wider in Front
- Additional Options: [See Nail Trim Options](#) and [Four Casters Options](#)

List Price/Grade	Yards	COM/1	2	3	4	5	6	7	8	9	10	L1	L2
Single Upholstery	3.00	\$ 2410	2572	2713	2848	3052	3259	3553	3862	4222	4636	3448	3892

Must Specify (in this order):

Model #
Finish
Upholstery
Nail Trim
Caster

Item	Model No.	Chair Width	Chair Depth	Chair Height	Seat Width	Seat Depth	Seat Height	Arm Height	Ship Wt	Cubic Ft
HIGH BACK SWIVEL	132	27	26	40-43	21	18	16-20	27-30	72	20



Must Specify (in this order):

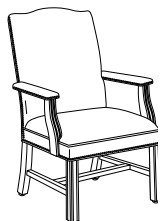
Model #
Finish
Upholstery
Nail Trim
Control
Caster

Description

- Standard with: Swivel Tilt Control with Adjustable Tension, Pneumatic Height Adjustment, Brass Nail Trim, 5-Star Base with Decorative Hardwood Caps, and Brass Hooded Dual Wheel Casters
- Additional Options: [See Nail Trim Options](#), [Knee-Tilt Control Option](#), and [Four Casters Options](#)

List Price/Grade	Yards	COM/1	2	3	4	5	6	7	8	9	10	L1	L2
Single Upholstery	2.50	\$ 2503	2638	2756	2868	3038	3211	3456	3713	4013	4358	3368	3738

HIGH BACK GUEST	136	26½	27½	41½	21¼-19⅞	17⅞	18	28	44	23.4
-----------------	-----	-----	-----	-----	---------	-----	----	----	----	------



Must Specify (in this order):

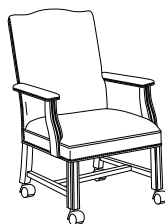
Model #
Finish
Upholstery
Nail Trim

Description

- Standard with: Brass Nail Trim and Nylon Glides
- Seat is Slightly Wider in Front
- [See Nail Trim Options](#)

List Price/Grade	Yards	COM/1	2	3	4	5	6	7	8	9	10	L1	L2
Single Upholstery	2.50	\$ 2134	2269	2387	2499	2669	2842	3087	3344	3644	3989	2999	3369

HIGH BACK GUEST ON CASTERS	138	26½	27½	41½	21¼-19⅞	17⅞	18	28	44	23.4
----------------------------	-----	-----	-----	-----	---------	-----	----	----	----	------



Must Specify (in this order):

Model #
Finish
Upholstery
Nail Trim
Caster

Description

- Standard with: Brass Nail Trim and Brass Hooded Dual Wheel Casters
- Seat is Slightly Wider in Front
- Additional Options: [See Nail Trim Options](#) and [Four Casters Options](#)

List Price/Grade	Yards	COM/1	2	3	4	5	6	7	8	9	10	L1	L2
Single Upholstery	2.50	\$ 2209	2344	2462	2574	2744	2917	3162	3419	3719	4064	3074	3444

For ordering options, [see overview at the beginning of this section](#).

A modern collection designed to address a wide range of applications for today's social workplaces and community spaces. KickStart's flexible lounge and table offerings combine with collaborative elements to create inviting spaces for people to gather, work, re-energize, and learn.

The collection's classic forms and refined scale are enhanced through precise details, tailored upholstery and a horizontal stitch detail. Two back styles, with or without a pillow, combine with upholstery options to create a versatile aesthetic ranging from sophisticated to casual.

CONSTRUCTION

- Internal wood components and frame are manufactured using Red Oak and European Beech
- Frames are individually hand assembled, and all chair joints are mortised and tenoned, screwed and glued for maximum strength and durability
- Metal legs are 9"H and are available in Aluminum or Platinum
- Non-marring Nylon Glides included in each leg at floor level
- High Grade Polyurethane Foam, 3½" thick in the seat and 2" thick in the back
- Optional Accent Pillow Backs, measuring 22½" x 3¼" x 13½" are attached with a nylon hook and loop material
- Modular units and tables connect using pre-installed metal ganging brackets
- Upholstered units ship fully assembled, while tables may require some assembly
- Tablet Arm surface measures 10" x 14" x 1"
- Tablet Arm surface and Tables feature Square edge profile
- Club chairs are rated for users up to 275lbs, and when weight is evenly distributed Settees are rated for users up to 550lbs, and Sofas are rated for users up to 825lbs.

HOW TO ORDER EXAMPLE

UPHOLSTERED MODELS

Model No.	Description	Example
550H	Primary Upholstery	Mayer Fedora Fawn
	High Surround Upholstery	CF Stinson Outlander Acorn
	Accent Pillow Upholstery (if applicable)	Mayer Fedora Light Grey
	Leg Color	KSPLAT
	Tablet Arm Material/Location (if applicable)	TL
	Tablet Arm Color (if applicable)	WTA
	Power/Color/Location (if applicable)	ECSL

TABLES

Model No.	Description	Example
550-2426GT	Table Color/Finish	WTA
	Leg Color	KSPLAT
	Power/Color/Location	EPWRUSBA

UPHOLSTERY RECOMMENDATIONS

Available in single or contrasting upholstery in a wide variety of graded-in or contract options, including fabric, vinyl, and leather.

The use of upholstery patterns and stripes is highly discouraged as they may result in alignment issues.

HIGH SURROUND UPHOLSTERY OPTIONS

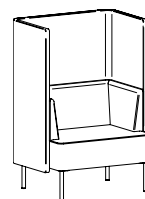
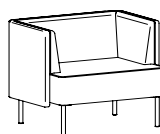
To ensure a proper fit and finish on the High Surround feature of the KickStart models, we require upholsteries to fit within a specific range of stretch. Typically, fabrics with little stretch and a thick backer material work best for this. We have pre-approved upholsteries for this feature. These are included on the [Stinson Revive Card](#) and [Momentum Kickstart Card](#) and can be found at www.IndianaFurniture.com. They include:

Ace (GR3)	Drift (GR5)	Outlander (GR4)
Artisan (GR2)	Ego (GR1)	Ritz (GR4)
Baxter (GR4)	Harrison (GR5)	Sarto (GR4)
Blip (GR3)	Lorelai (GR5)	Scatter (GR1)
Crespo (GR1)	Moby (GR3)	Shift (GR3)
Cush (GR3)	Nestle (GR1)	Sprint (GR3)

All other upholsteries need approval prior to application. See the [Approval Form](#) for more information or contact our Sales Support Team for recommendations or evaluations of a material.

SINGLE AND CONTRASTING UPHOLSTERY OPTIONS

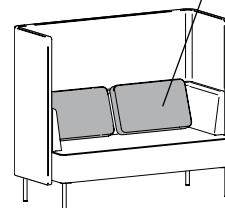
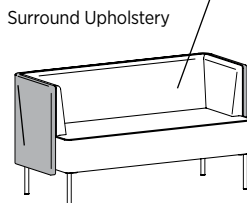
Single Upholstery



Contrasting Upholstery

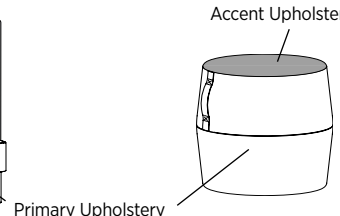
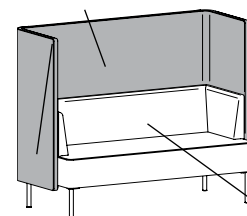
Primary Upholstery

Accent Pillow Upholstery



High Surround Upholstery

Accent Upholstery



Indiana

FURNITURE

KICKSTART™

STATEMENT OF LINE

LEG OPTIONS

Must specify leg color.

ALUM	Aluminum Legs
KSPLAT	Platinum Legs

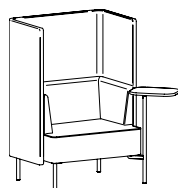
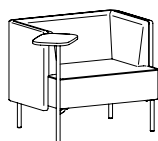
For Bistro Tables

ALUM	Aluminum Legs	STD
KSPLAT	Platinum Legs	\$ 113

TABLET ARM OPTIONS

Note: Specified by Facing the Chair

TR	TFL Tablet, Right	\$ 671
PR	HPL Tablet, Right	\$ 803
WR	Veneer Tablet, Right	\$ 803
TL	TFL Tablet, Left	\$ 671
PL	HPL Tablet, Left	\$ 803
WL	Veneer Tablet, Left	\$ 803



TFL (T) AND HPL (P) LAMINATE OPTIONS

WOODGRAIN

AS	Asian Night	PNW	Pinnacle Walnut
BW	Beigewood	PTK	Portico Teak
CO	Columbian Walnut	RC	River Cherry
EF	Espresso	SCH	Select Cherry
FLW	Florence Walnut	SPW	Sepia Walnut
GC	Golden Cherry	SKC	Shaker Cherry
HVM	Harvest Maple	SBP	Smoky Brown Pear
KHE	Kirsche	TK	Studio Teak
MW	Mahogany Walnut	SM	Sugar Maple
MNR	Midnight Run	WTA	Weathered Ash
NTM	Natural Marrone	WNB	White Nebbia
ORW	Oak Riftwood	WC	Williamsburg Cherry

SOLID

BL	Black	FHG	Fashion Grey
WH	Designer White	SG	Slate Grey

VENEER (W) OPTIONS

Veneer tops feature UVAdvantage, an ultra-violet finish, on all exposed surfaces by utilizing roll-coat UV technology.

AW	Artisan Walnut	MW	Mahogany Walnut
AS	Asian Night	MAS	Mesa Sunset*
CO	Columbian Walnut	MTS	Metropolis Sky
DC	Dark Cherry	PNW	Pinnacle Walnut
DFW	Dark Forest Walnut	ORW	Oak Riftwood*
EW	Espresso	SCH	Select Cherry
FO	Fawn Oak*	SKC	Shaker Cherry
GC	Golden Cherry	SM	Sugar Maple
HW	Harvest Walnut	WTA	Weathered Ash*
HNW	Henna Walnut	WC	Williamsburg Cherry
LW	Legacy Walnut		

* Finish is Low Sheen

POWER OPTIONS

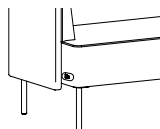
Note: Specified by Facing the Chair

Power locations for lounge units are located 11¼" up from the glide and 3½" in from the outside of the arm. For modular units, the power is located 11¼" up from the glide and 4" in from the outside of the unit.

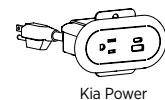
Up to two (2) Kia power ports may be used in each upholstered unit. Kia Power port comes with one (1) outlet and one (1) USB A+C

KSTFL	Kia Power, Left Port, Storm (1 Unit)	\$ 1007
KSTFR	Kia Power, Right Port, Storm (1 Unit)	\$ 1007
KSTFLR	Kia Power, Left & Right Port, Storm (2 Units)	\$ 2014
KBFL	Kia Power, Left Port, Black (1 Unit)	\$ 1007
KBFR	Kia Power, Right Port, Black (1 Unit)	\$ 1007
KBFLR	Kia Power, Left & Right Port, Black (2 Units)	\$ 2014

Standard Upholstered Units offer power ports on left and/or right side of unit

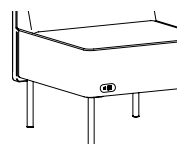


Power installed on left and/or right side

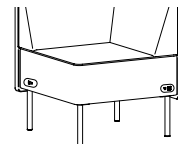


Kia Power

Modular Upholstered Units offer power ports on front left and/or front right of unit



Power installed on front left (shown) and/or front right

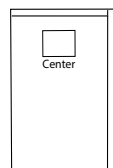


Power for Corner Units is installed on front left and/or front right

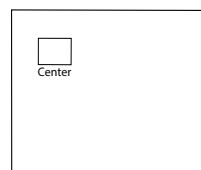
Modular Ganging Tables:

Note: Does Not Include Bistro Tables

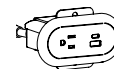
KIAS	Kia Power, Storm	\$ 913
KIAB	Kia Power, Black	\$ 913
01-DOCK950W	Dock 950 Wireless Charger, White, Specify Location	\$ 274
01-DOCK950B	Dock 950 Wireless Charger, Black, Specify Location	\$ 274
01-DOCK150W	Dock 150 Wireless & USB Charger, White, Specify Location	\$ 418
01-DOCK150B	Dock 150 Wireless & USB Charger, Black, Specify Location	\$ 418



Power installation in In-Line/End Tables



Power Installation in Corner Tables



Kia Power



Dock 950

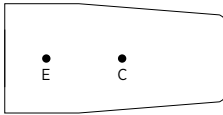


Dock 150

POWER OPTIONS - CONTINUED

Media Table:

01-DUOBEZELW	Duo Bezel, White, Specify Location	\$ 697
01-DUOBEZELB	Duo Bezel, Black, Specify Location	\$ 697
01-DUOBEZELS	Duo Bezel, Silver, Specify Location	\$ 697
01-TRIOBEZELW	Trio Bezel, White, Specify Location	\$ 749
01-TRIOBEZELB	Trio Bezel, Black, Specify Location	\$ 749
01-TRIOBEZELS	Trio Bezel, Silver, Specify Location	\$ 749
01-DOCK950W	Dock 950 Wireless Charger, White, Specify Location	\$ 274
01-DOCK950B	Dock 950 Wireless Charger, Black, Specify Location	\$ 274
01-DOCK150W	Dock 150 Wireless & USB Charger, White, Specify Location	\$ 418
01-DOCK150B	Dock 150 Wireless & USB Charger, Black, Specify Location	\$ 418



Power locations for Media Table are
End, Center, or End and Center

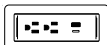
E = End C = Center EC = End and Center
E = 12" from monitor end
C = Centered



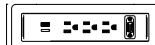
DOCK950



DOCK150



Duo Bezel



Trio Bezel

CERTIFICATIONS & COMPLIANCE

- CAL 117-2013 Compliance
- Intertek Sustainability Certified
- BIFMA level® Certified
- BIFMA Compliant® Certified
- TSCA Title VI (CARB) Compliance
- Contributes to LEED®, Green Globes®, and WELL® Sustainable Programs



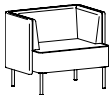
Indiana

FURNITURE

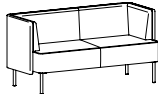
KICKSTART™

STATEMENT OF LINE

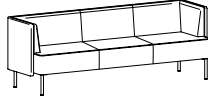
Standard Components



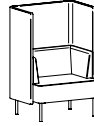
Club Chair:
550
([See Details](#))



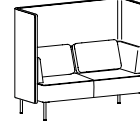
Settee:
5502
([See Details](#))



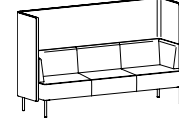
Sofa:
5503
([See Details](#))



Club Chair with High Surround:
550H
([See Details](#))



Settee with High Surround: **5502H**
(Shown with optional pillows)
([See Details](#))



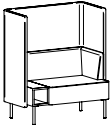
Sofa with High Surround: **5503H**
([See Details](#))



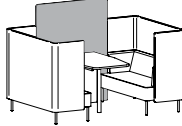
Pouffe:
550-1617PF
([See Details](#))

Booth Settee with High Surround:
5502HR (Right)
5502HL (Left)
([See Details](#))


Booth Sofa with High Surround:
5503HR (Right)
5503HL (Left)
([See Details](#))



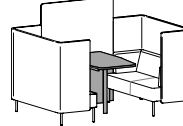
Club Nook with High Surround:
550HNR (Right)
550HNL (Left)
([See Details](#))



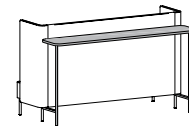
High Surround Center Panel:
5560HP (TFL)
5560HPV (Veneer)
5560HPU (Upholstered)
([See Details](#))



Low Surround Center Panel:
5540HP (TFL)
5540HPV (Veneer)
5540HPU (Upholstered)
([See Details](#))



Media Peninsula:
550-3072MPS (TFL)
550-3072MPSH (HPL)
550-3072MPSV (Veneer)
550-3048MPS (TFL)
550-3048MPSH (HPL)
550-3048MPSV (Veneer)
([See Details](#))



Bistro Table:
550-1681BT (TFL)
550-1681BTH (HPL)
550-1681BTV (Veneer)
550-1657BT (TFL)
550-1657BTH (HPL)
550-1657BTV (Veneer)
([See Details](#))



Purse Hook:
01-HOOK
([See Details](#))

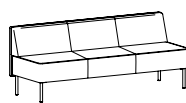
Modular Components



Modular Club Chair: **550N**
([See Details](#))



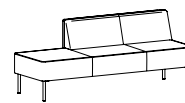
Modular Settee:
5502N
(Shown with optional pillows)
([See Details](#))



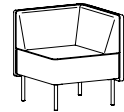
Modular Sofa: **5503N**
([See Details](#))



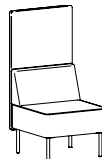
Modular Chaise Settee:
5502CR (Right)
5502CL (Left)
([See Details](#))




Modular Chaise Sofa:
5503CR (Right)
5503CL (Left)
([See Details](#))




Modular Corner Unit:
550-90C
([See Details](#))




Modular Club Chair with High Surround: **550NH**
([See Details](#))




Modular Settee with High Surround: **5502NH**
([See Details](#))



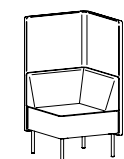
Modular Sofa with High Surround: **5503NH**
([See Details](#))




Modular Chaise Settee with High Surround:
5502CHR (Right)
5502CHL (Left)
([See Details](#))



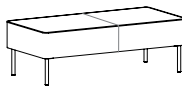
Modular Chaise Sofa with High Surround:
5503CHR (Right)
5503CHL (Left)
([See Details](#))



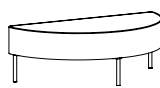
Modular Corner Unit with High Surround: **550-90CH**
([See Details](#))



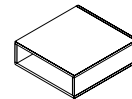
Ottoman:
550-2424OT
([See Details](#))



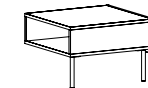
Bench:
550-5024RT
([See Details](#))



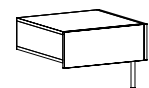
Half Round Bench: **550-5024HR**
([See Details](#))



In-Line Table:
550-2426GT (TFL)
550-2426GTH (HPL)
550-2426GTV (Veneer)
550-1826GT (TFL)
550-1826GTH (HPL)
550-1826GTV (Veneer)
([See Details](#))

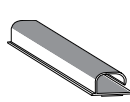
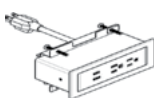


End Table:
550-2426ET (TFL)
550-2426ETH (HPL)
550-2426ETV (Veneer)
550-1826ET (TFL)
550-1826ETH (HPL)
550-1826ETV (Veneer)
([See Details](#))



Corner Table:
550-9026CGT (TFL)
550-9026CGTH (HPL)
550-9026CGTV (Veneer)
([See Details](#))

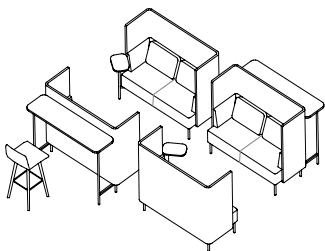
Power + Accessories





Enhance your space
with Cush Pillows.
[See Product Details.](#)

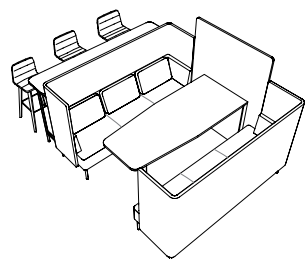
Item	Model No.	Width	Depth	Height	Ship Wt	Cubic Ft	List Price
HIGH SURROUNDS AND BISTRO TABLES	550-1	126	152	49	665	277.6	31104



CONSISTS OF:	QTY		
5502H	2	Settee with High Surround (Gr 1) Shown with Optional Pillows	\$ 13598
5502H	1	Settee with High Surround (Gr 1) Shown with Optional Pillows and HPL Tablet Arm, Left	\$ 6799
5502H	1	Settee with High Surround (Gr 1) Shown with Optional Pillows and HPL Tablet Arm, Right	\$ 6799
550-1657BTH	2	Bistro Table, HPL with Aluminum Leg	\$ 2408
NAS-1C	1	Natta Stool (Gr 1)	\$ 1500

Products are available as left or right and with other features, where applicable
 Width includes 12" between settees and Depth includes 48" between facing settees
 Grade 1 single upholstery and standard aluminum table leg pricing
 List prices do not include optional pillows or tablet arm

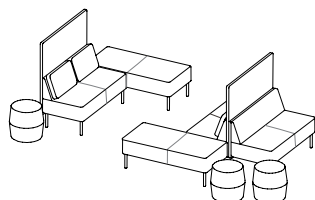
HIGH SURROUND BOOTH AND BISTRO TABLE	550-2	116 ½	81	60	623	252.8	21551
--------------------------------------	-------	-------	----	----	-----	-------	-------



CONSISTS OF:	QTY		
5503HL	1	Booth Sofa with High Surround, Left (Gr 1) Shown with Optional Pillows	\$ 8741
5503HR	1	Booth Sofa with High Surround, Right (Gr 1) Shown with Optional Pillows	\$ 8741
5560HPU	1	Upholstered High Surround Center Panel for Media Table (Gr 1)	\$ 1130
550-3072MPS	1	Media Peninsula, TFL	\$ 1861
550-1681BT	1	Bistro Table, TFL with Aluminum Leg	\$ 1078

Products are available as left or right and with other features, where applicable
 Grade 1 with standard metal leg pricing
 List prices do not include optional pillows

SETTEE + BENCHES + POUFFES	550-4	156	96	49	264	178.4	17615
----------------------------	-------	-----	----	----	-----	-------	-------

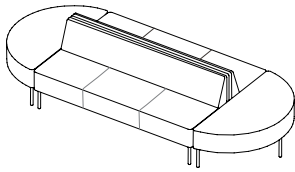


CONSISTS OF:	QTY		
5502N	1	Modular Settee (Gr 1)	\$ 3531
550-1617PF	3	Pouffe (Gr 1)	\$ 2406
5502NH	2	Modular Settee with High Surround Shown with Optional Pillows	\$ 8022
550-5024RT	2	Modular Bench (Gr 1)	\$ 3656

Products are available as left or right and with other features, where applicable
 Grade 1 with standard metal leg pricing
 List prices do not include optional pillows

For ordering options, [see overview at the beginning of this section.](#)

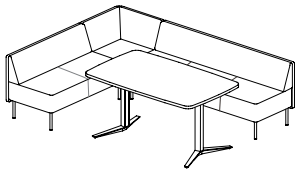
Item	Model No.	Width	Depth	Height	Ship Wt	Cubic Ft	List Price
OVAL SHAPED UNIT	550-5	120	50	29 1/8	242	224.6	\$ 11698



CONSISTS OF:	QTY		
5503N	2	Modular Sofa (Gr 1)	\$ 8660
550-5024HR	2	Modular Half Round Bench (Gr 1)	\$ 3038

Products are available as left or right and with other features, where applicable
Grade 1 with standard metal leg pricing

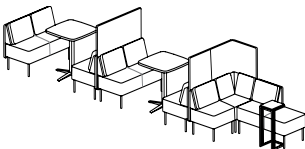
L GROUP WITH TABLE	550-10	96	72	29 1/8	354	147.9	\$ 13596
--------------------	--------	----	----	--------	-----	-------	----------



CONSISTS OF:	QTY		
5503N	1	Modular Sofa (Gr 1)	\$ 4330
550-90C	1	Modular Corner Unit (Gr 1)	\$ 3127
5502N	1	Modular Settee (Gr 1)	\$ 3531
86-3660SMT	1	Tri-One Soft Rectangle Meeting Table, TFL, Square Edge	\$ 839
08-2828YLG72	1	Tri-One Y Base	\$ 1769

Products are available as left or right and with other features, where applicable
Grade 1 with standard metal leg pricing

CAFE GROUPING	550-13	168	48	49	730	404.6	\$ 29862
---------------	--------	-----	----	----	-----	-------	----------

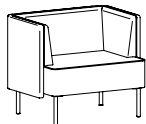


CONSISTS OF:	QTY		
5502NH	2	Modular Settee with High Surround (Gr 1) Shown with Optional Pillows	\$ 8022
5502N	2	Modular Settee (Gr 1) Shown with Optional Pillows	\$ 7062
86-3030SSQ	2	Tri-One Soft Square Meeting Top, TFL	\$ 1058
08-2030SXB	2	X Base, Aluminum	\$ 2404
550NH	1	Modular Club Chair (Gr 1) Shown with Optional Pillows	\$ 3041
550-90CH	1	Modular Corner Unit with High Surround (Gr 1) Shown with Optional Pillows	\$ 3695
5502CL	1	Modular Chaise Settee, Left (Gr 1) Shown with Optional Pillows	\$ 3219
410-1412AT	1	Jot Auxiliary Table, TFL	\$ 1361

Products are available as left or right and with other features, where applicable
Grade 1 with standard metal leg pricing
List prices do not include optional pillows

For ordering options, [see overview at the beginning of this section.](#)

Item	Model No.	Chair Width	Chair Depth	Chair Height	Seat Width	Seat Depth	Seat Height	Arm Height	Ship Wt	Cubic Ft
CLUB CHAIR	550	33	26¼	29⅞	24	18¾	17½	29⅞	80	24

**Description**

- Available with Contrasting Upholstery ([See Details](#))
- Select Aluminum (ALUM) or Platinum (KSPLAT) Legs; Must Specify Leg Color
- For Optional Pillow Back; Add Pillow Pricing Below and [See Pillow Upholstery Options](#)
- Additional Options: [Tablet Arm Options](#), and [Power Locations](#)

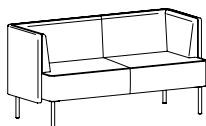
Must Specify (in this order):

Model #
Primary Upholstery
Surround Upholstery
Pillow Upholstery
Leg Color
Tablet Arm
Tablet Color
Power

List Price/Grade	Yards	COM/1	2	3	4	5	6	7	8	9	10	L1	L2
Single Upholstery	5.25	\$ 3576	3860	4106	4343	4700	5062	5576	6117	6747	7472	5393	6170
Contrasting Upholstery													
Primary	3.00	\$ 3576	3738	3879	4014	4218	4425	4719	5028	5388	5802	4614	5058
Surround	2.25	\$ 0	122	227	329	482	637	857	1089	1359	1670	779	1112
Optional Pillow (1)	1.25	\$ 312	380	438	495	580	666	788	917	1067	1240	745	930

SETTEE

5502	57	26¼	29⅞	48	18¾	17½	29⅞	103	43.2
------	----	-----	-----	----	-----	-----	-----	-----	------

**Description**

- Available with Contrasting Upholstery ([See Details](#))
- Select Aluminum (ALUM) or Platinum (KSPLAT) Legs; Must Specify Leg Color
- For Optional Pillow Back; Add Pillow Pricing Below and [See Pillow Upholstery Options](#)
- Additional Options: [Tablet Arm Options](#), and [Power Locations](#)

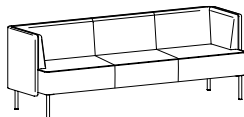
Must Specify (in this order):

Model #
Primary Upholstery
Surround Upholstery
Pillow Upholstery
Leg Color
Tablet Arm
Tablet Color
Power

List Price/Grade	Yards	COM/1	2	3	4	5	6	7	8	9	10	L1	L2
Single Upholstery	7.25	\$ 5187	5579	5919	6246	6739	7239	7949	8696	9566	10567	7696	8769
Contrasting Upholstery													
Primary	4.50	\$ 5187	5430	5642	5844	6150	6461	6902	7365	7905	8526	6744	7410
Surround	2.75	\$ 0	149	277	402	589	778	1047	1331	1661	2041	952	1359
Optional Pillows (2)	1.50	\$ 569	650	721	788	890	994	1141	1295	1475	1682	1088	1310

SOFA

5503	81	26¼	29⅞	72	18¾	17½	29⅞	130	69.1
------	----	-----	-----	----	-----	-----	-----	-----	------

**Description**

- Available with Contrasting Upholstery ([See Details](#))
- Select Aluminum (ALUM) or Platinum (KSPLAT) Legs; Must Specify Leg Color
- For Optional Pillow Back; Add Pillow Pricing Below and [See Pillow Upholstery Options](#)
- Additional Options: [Tablet Arm Options](#), and [Power Locations](#)


Must Specify (in this order):

Model #
Primary Upholstery
Surround Upholstery
Pillow Upholstery
Leg Color
Tablet Arm
Tablet Color
Power

List Price/Grade	Yards	COM/1	2	3	4	5	6	7	8	9	10	L1	L2
Single Upholstery	8.75	\$ 7118	7591	8002	8396	8991	9594	10452	11353	12403	13611	10146	11441
Contrasting Upholstery													
Primary	5.25	\$ 7118	7402	7648	7885	8242	8604	9118	9659	10289	11014	8935	9712
Surround	3.50	\$ 0	189	354	511	749	990	1334	1694	2114	2597	1211	1729
Optional Pillows (3)	2.00	\$ 840	948	1042	1132	1268	1406	1602	1808	2048	2324	1532	1828

For ordering options, [see overview at the beginning of this section.](#)

Item	Model No.	Chair Width	Chair Depth	Chair Height	Seat Width	Seat Depth	Seat Height	Arm Height	Ship Wt	Cubic Ft
CLUB CHAIR WITH HIGH SURROUND	550H	33	26¼	49	24	18¾	17½	29⅞	109	34.4



Must Specify (in this order):

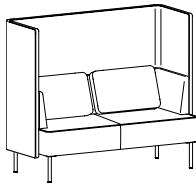
Model #
Primary Upholstery
High Surround Upholstery
Pillow Upholstery
Leg Color
Tablet Arm
Tablet Color
Power

Description

- Available with Contrasting Upholstery ([See Details](#))
- Select Aluminum (ALUM) or Platinum (KSPLAT) Legs; Must Specify Leg Color
- For Optional Pillow Back; Add Pillow Pricing Below and [See Pillow Upholstery Options](#)
- Additional Options: [Tablet Arm Options](#), and [Power Locations](#)
- For High Surround, Select from Pre-Approved Upholsteries or Submit Approval Form; [See Approval Form](#)

List Price/Grade	Yards	COM/1	2	3	4	5	6	7	8	9	10
Single Upholstery	7.50	\$ 5144	5549	5902	6239	6749	7267	8002	8774	9674	10709
Contrasting Upholstery											
Primary	3.00	\$ 5144	5306	5447	5582	5786	5993	6287	6596	6956	7370
High Surround	4.50	\$ 0	243	455	657	963	1274	1715	2178	2718	3339
Optional Pillow (1)	1.25	\$ 312	380	438	495	580	666	788	917	1067	1240

SETTEE WITH HIGH SURROUND	5502H	57	26¼	49	48	18¾	17½	29⅞	144	61.9
---------------------------	-------	----	-----	----	----	-----	-----	-----	-----	------



Shown with Optional Pillows

Must Specify (in this order):

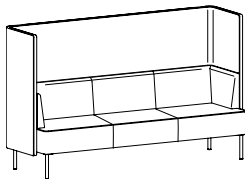
Model #
Primary Upholstery
High Surround Upholstery
Pillow Upholstery
Leg Color
Tablet Arm
Tablet Color
Power

Description

- Available with Contrasting Upholstery ([See Details](#))
- Select Aluminum (ALUM) or Platinum (KSPLAT) Legs; Must Specify Leg Color
- For Optional Pillow Back; Add Pillow Pricing Below and [See Pillow Upholstery Options](#)
- Additional Options: [Tablet Arm Options](#), and [Power Locations](#)
- For High Surround, Select from Pre-Approved Upholsteries or Submit Approval Form; [See Approval Form](#)

List Price/Grade	Yards	COM/1	2	3	4	5	6	7	8	9	10
Single Upholstery	9.75	\$ 6799	7326	7784	8223	8886	9558	10514	11518	12688	14034
Contrasting Upholstery											
Primary	4.50	\$ 6799	7042	7254	7456	7762	8073	8514	8977	9517	10138
High Surround	5.25	\$ 0	284	530	767	1124	1485	2000	2541	3171	3896
Optional Pillows (2)	1.50	\$ 569	650	721	788	890	994	1141	1295	1475	1682

SOFA WITH HIGH SURROUND	5503H	81	26¼	49	72	18¾	17½	29⅞	180	98.9
-------------------------	-------	----	-----	----	----	-----	-----	-----	-----	------



Must Specify (in this order):

Model #
Primary Upholstery
High Surround Upholstery
Pillow Upholstery
Leg Color
Tablet Arm
Tablet Color
Power

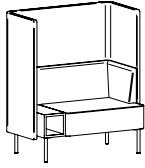
Description

- Available with Contrasting Upholstery ([See Details](#))
- Select Aluminum (ALUM) or Platinum (KSPLAT) Legs; Must Specify Leg Color
- For Optional Pillow Back; Add Pillow Pricing Below and [See Pillow Upholstery Options](#)
- Additional Options: [Tablet Arm Options](#), and [Power Locations](#)
- For High Surround, Select from Pre-Approved Upholsteries or Submit Approval Form; [See Approval Form](#)

List Price/Grade	Yards	COM/1	2	3	4	5	6	7	8	9	10
Single Upholstery	12.00	\$ 8741	9389	9953	10493	11309	12137	13313	14549	15989	17645
Contrasting Upholstery											
Primary	5.25	\$ 8741	9025	9271	9508	9865	10227	10741	11282	11912	12637
Surround	6.75	\$ 0	364	682	985	1444	1910	2572	3267	4077	5008
Optional Pillows (3)	2.00	\$ 840	948	1042	1132	1268	1406	1602	1808	2048	2324

For ordering options, [see overview at the beginning of this section.](#)

Item	Model No.		Chair Width	Chair Depth	Chair Height	Seat Width	Seat Depth	Seat Height	Arm Height	Ship Wt	Cubic Ft
CLUB NOOK WITH HIGH SURROUND	Seat on Left	Seat on Right									
	550HNL	550HNR	44½	26¼	49	27¼	18¾	17½	29⅞	121	52.9



Shown as Right

Must Specify (in this order):

Model #
 Primary Upholstery
 High Surround Upholstery
 Pillow Upholstery
 Nook Material
 Nook Color
 Leg Color
 Tablet Arm
 Tablet Color
 Power

Description

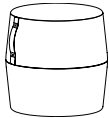
- Available with Contrasting Upholstery ([See Details](#))
- Nook Measures 8 ¼" x 14" x 8 ¼"; TFL Standard, Optional Veneer (W) or HPL (H). See Below for Upcharge
- Select Aluminum (ALUM) or Platinum (KSPLAT) Legs; Must Specify Leg Color
- For Optional Pillow Back; Add Pillow Pricing Below and [See Pillow Upholstery Options](#)
- Additional Options: [Tablet Arm Options](#), and [Power Locations](#)
- For High Surround, Select from Pre-Approved Upholsteries or Submit Approval Form; [See Approval Form](#)

List Price/Grade	Yards	COM/1	2	3	4	5	6	7	8	9	10
Single Upholstery	8.25	\$ 6219	6665	7052	7424	7985	8554	9362	10212	11202	12341
Contrasting Upholstery											
Primary	3.00	\$ 6219	6381	6522	6657	6861	7068	7362	7671	8031	8445
High Surround	5.25	\$ 0	284	530	767	1124	1486	2000	2541	3171	3896
Optional Pillow (1)	1.25	\$ 312	380	438	495	580	666	788	917	1067	1240

Nook Material: Specify & Add

H	HPL - Must Specify Color	\$ 188
W	Veneer - Must Specify Color	\$ 457

POUFFE	550-1617PF	16	16	17½	-	-	-	-	10	5.7
--------	------------	----	----	-----	---	---	---	---	----	-----

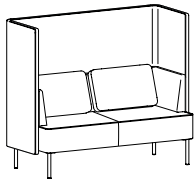
Must Specify (in this order):

Model #
 Primary Upholstery
 Accent Upholstery

Description

- Standard with: Brown Leather Handle and Black Vinyl Bottom
- Upholstery Patterns or Stripes as the Primary Upholstery is Highly Discouraged Due to Alignment Issues
- Available with Contrasting Upholsteries

List Price/Grade	Yards	COM/1	2	3	4	5	6	7	8	9	10
Single Upholstery	2.50	\$ 802	937	1055	1167	1337	1510	1755	2012	2312	2657
Contrasting Upholstery											
Primary	1.75	\$ 802	897	979	1058	1177	1297	1469	1649	1859	2101
Accent	0.75	\$ 0	40	76	109	160	213	286	363	453	556

BOOTH SETTEE WITH HIGH SURROUND

Shown with Optional Pillows

Left	Right									
5502HL	5502HR	57	26¼	49	48	18¾	17½	29⅞	144	61.9

Description

- To Be Used With a High Surround Center Panel Model; Compatible With Media Table
- Center Panel Attaches to Lounge Unit With Hidden Clips; Reconfiguration Not Recommended
- Available with Contrasting Upholstery ([See Details](#))
- Select Aluminum (ALUM) or Platinum (KSPLAT) Legs; Must Specify Leg Color
- For Optional Pillow Back; Add Pillow Pricing Below and [See Pillow Upholstery Options](#)
- Additional Options: [Tablet Arm Options](#), and [Power Locations](#)
- For High Surround, Select from Pre-Approved Upholsteries or Submit Approval Form; [See Approval Form](#)

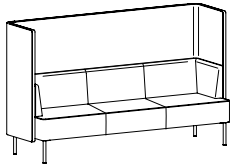
List Price/Grade	Yards	COM/1	2	3	4	5	6	7	8	9	10
Single Upholstery	9.75	\$ 6799	7326	7784	8223	8886	9558	10514	11518	12688	14034
Contrasting Upholstery											
Primary	4.50	\$ 6799	7042	7254	7456	7762	8073	8514	8977	9517	10138
High Surround	5.25	\$ 0	284	530	767	1124	1485	2000	2541	3171	3896
Optional Pillows (2)	1.50	\$ 569	650	721	788	890	994	1141	1295	1475	1682

Must Specify (in this order):

Model #
 Primary Upholstery
 High Surround Upholstery
 Pillow Upholstery
 Leg Color
 Tablet Arm
 Tablet Color
 Power

For ordering options, [see overview at the beginning of this section.](#)

Item	Model No.		Chair Width	Chair Depth	Chair Height	Seat Width	Seat Depth	Seat Height	Arm Height	Ship Wt	Cubic Ft
BOOTH SOFA WITH HIGH SURROUND	Left	Right									
	5503HL	5503HR	81	26¼	49	72	18¾	17½	29⅝	180	98.9



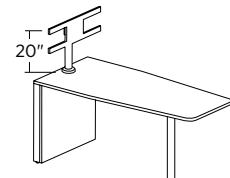
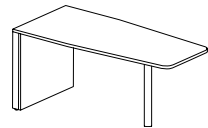
Must Specify (in this order):
Model #
Primary Upholstery
High Surround Upholstery
Pillow Upholstery
Leg Color
Tablet Arm
Tablet Color
Power

Description

- To Be Used With a High Surround Center Panel Model; Compatible With Media Table
- Center Panel Attaches to Lounge Unit With Hidden Clips; Reconfiguration Not Recommended
- Available with Contrasting Upholstery ([See Details](#))
- Select Aluminum (ALUM) or Platinum (KSPLAT) Legs; Must Specify Leg Color
- For Optional Pillow Back; Add Pillow Pricing Below and [See Pillow Upholstery Options](#)
- Additional Options: [Tablet Arm Options](#), and [Power Locations](#)
- For High Surround, Select from Pre-Approved Upholsteries or Submit Approval Form; [See Approval Form](#)

List Price/Grade	Yards	COM/1	2	3	4	5	6	7	8	9	10
Single Upholstery	12.00	\$ 8741	9389	9953	10493	11309	12137	13313	14549	15989	17645
Contrasting Upholstery											
Primary	5.25	\$ 8741	9025	9271	9508	9865	10227	10741	11282	11912	12637
High Surround	6.75	\$ 0	364	682	985	1444	1910	2572	3267	4077	5008
Optional Pillows (3)	2.00	\$ 840	948	1042	1132	1268	1406	1602	1808	2048	2324

Item	Model No.		Width	Depth	Height	Ship Wt	Cubic Ft	List Price	
MEDIA PENINSULA	72"W								
	550-3072MPS	TFL	72	30	30	153	43.9	T\$	1861
	550-3072MPSH	HPL	72	30	30	153	43.9	P\$	2079
	550-3072MPSV	Veneer	72	30	30	153	43.9	W\$	2897
	48"W								
	550-3048MPS	TFL	48	30	30	112	28.4	T\$	1610
	550-3048MPSH	HPL	48	30	30	112	28.4	P\$	1768
	550-3048MPSV	Veneer	48	30	30	112	28.4	W\$	2604



Shown with MTSD Option

Must Specify (in this order):
Model #
Finish/Color
Leg Color
Power
Monitor Stand

Description

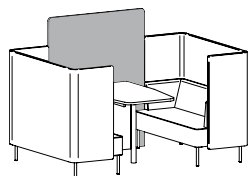
- Use with 60" High Surround Center Panels
- Not Recommended for Freestanding Application Due To Open Back
- Standard with: Square Edge and 2" Metal Tube Leg (Installed 15" from Front)
- 72" Units Feature a 51" Kneespace; 48" Units Feature 27" Kneespace
- Select from Aluminum or Platinum Legs; [See Leg Options](#) and Specify Leg Color
- End Panel Support Allows for Easy Routing and Concealing of Cables Through Wide, In-Column Channel
- Optional Monitor Stand and Power; Monitor Stand Fits Most 32" - 52" Screens (Mounting Pattern Range: VESA® 100x100mm - 600x400mm); Must Specify and Add (See Below)
- Wire Management Trough Included; 4¼" W x 46⅝" L x 31½" H
- Some Assembly Required

Optional Monitor Stand: Specify & Add

MTSD	Monitor Stand	\$	707
------	---------------	----	-----

For ordering options, [see overview at the beginning of this section.](#)

Item	Model No.		Width	Depth	Height	Ship Wt	Cubic Ft	List Price
HIGH SURROUND CENTER PANEL FOR MEDIA TABLE	5560HP	TFL	48	1	60	73.5	7.2	T\$ 745
	5560HPV	Veneer	48	1	60	73.5	7.2	W\$ 1115
	5560HPU	Upholstered	48	1	60	73.5	7.2	See Below



Description

- For Use with The Media Table; Requires Two Booth Settee or Booth Sofa Models (Specify Separately)
- Upholstery which is Railroad Cut (Across the Roll) Will Have a Seam Approximately 8" from Bottom
- Center Panel Sets on Floor; No Gap at Floor
- Attaches to Lounge Units with Hidden Fasteners; Reconfiguration Not Recommended
- For Upholstery, Select from Pre-Approved Upholsteries or Submit Approval Form; [See Approval Form](#)

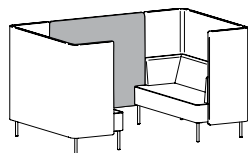
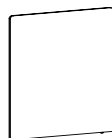
List Price/Grade	Yards	COM/1	2	3	4	5	6	7	8	9	10
Single Upholstery	4.50	\$ 1130	1373	1585	1787	2093	2404	2845	3308	3848	4469

Must Specify (in this order):

Model #

Finish/Color/Upholstery

LOW SURROUND CENTER PANEL	5540HP	TFL	48	1	40	49	4.9	T\$ 601
	5540HPV	Veneer	48	1	40	49	4.9	W\$ 895
	5540HPU	Upholstered	48	1	40	49	4.9	See Below



Description

- Requires Two Booth Settee or Booth Sofa Models (Specify Separately)
- Not Recommended for Use with Media Table
- Center Panel Aligns with Bottom of High Surround; 9" Gap at Floor
- Attaches to Lounge Units with Hidden Fasteners; Reconfiguration Not Recommended
- For Upholstery, Select from Pre-Approved Upholsteries or Submit Approval Form; [See Approval Form](#)

List Price/Grade	Yards	COM/1	2	3	4	5	6	7	8	9	10
Single Upholstery	3.25	\$ 910	1086	1238	1385	1606	1830	2148	2483	2873	3322


Must Specify (in this order):

Model #

Finish/Color/Upholstery

For ordering options, [see overview at the beginning of this section.](#)

Item	Model No.	Chair Width	Chair Depth	Chair Height	Seat Width	Seat Depth	Seat Height	Arm Height	Ship Wt	Cubic Ft
MODULAR CLUB CHAIR	550N	24	24	29½	24	18¼	17½	-	40	24



Must Specify (in this order):

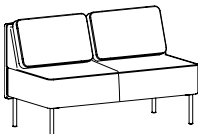
Model #
Primary Upholstery
Surround Upholstery
Pillow Upholstery
Leg Color
Tablet Arm
Tablet Color
Power

Description

- Available with Contrasting Upholstery ([See Details](#))
- Includes Ganging Hardware
- Select Aluminum (ALUM) or Platinum (KSPLAT) Legs; Must Specify Leg Color
- For Optional Pillow Back; Add Pillow Pricing Below and [See Pillow Upholstery Options](#)
- Additional Options: [Tablet Arm Options](#), and [Power Locations](#)

List Price/Grade	Yards	COM/1	2	3	4	5	6	7	8	9	10	L1	L2
Single Upholstery	3.25	\$ 2661	2837	2989	3136	3357	3581	3899	4234	4624	5073	3786	4267
Contrasting Upholstery													
Primary	2.25	\$ 2661	2783	2888	2990	3143	3298	3518	3750	4020	4331	3440	3773
Surround	1.00	\$ 0	54	101	146	214	283	381	484	604	742	346	494
Optional Pillow (1)	1.25	\$ 312	380	438	495	580	666	788	917	1067	1240	745	930

MODULAR SETTEE	5502N	48	24	29½	48	18¼	17½	-	68	43.2
----------------	-------	----	----	-----	----	-----	-----	---	----	------



Shown with Optional Pillows

Must Specify (in this order):

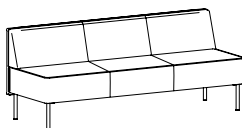
Model #
Primary Upholstery
Surround Upholstery
Pillow Upholstery
Leg Color
Tablet Arm
Tablet Color
Power

Description

- Available with Contrasting Upholstery ([See Details](#))
- Includes Ganging Hardware
- Select Aluminum (ALUM) or Platinum (KSPLAT) Legs; Must Specify Leg Color
- For Optional Pillow Back; Add Pillow Pricing Below and [See Pillow Upholstery Options](#)
- Additional Options: [Tablet Arm Options](#), and [Power Locations](#)

List Price/Grade	Yards	COM/1	2	3	4	5	6	7	8	9	10	L1	L2
Single Upholstery	4.50	\$ 3531	3774	3986	4188	4494	4805	5246	5709	6249	6870	5088	5754
Contrasting Upholstery													
Primary	3.00	\$ 3531	3693	3834	3969	4173	4380	4674	4983	5343	5757	4569	5013
Surround	1.50	\$ 0	81	152	219	321	425	572	726	906	1113	519	741
Optional Pillows (2)	1.50	\$ 569	650	721	788	890	994	1141	1295	1475	1682	1088	1310

SOFA	5503N	72	24	29½	72	18¼	17½	-	88	69.1
------	-------	----	----	-----	----	-----	-----	---	----	------



Must Specify (in this order):

Model #
Primary Upholstery
Surround Upholstery
Pillow Upholstery
Leg Color
Tablet Arm
Tablet Color
Power


Description

- Available with Contrasting Upholstery ([See Details](#))
- Includes Ganging Hardware
- Select Aluminum (ALUM) or Platinum (KSPLAT) Legs; Must Specify Leg Color
- For Optional Pillow Back; Add Pillow Pricing Below and [See Pillow Upholstery Options](#)
- Additional Options: [Tablet Arm Options](#), and [Power Locations](#)

List Price/Grade	Yards	COM/1	2	3	4	5	6	7	8	9	10	L1	L2
Single Upholstery	6.25	\$ 4330	4668	4961	5243	5668	6099	6711	7355	8105	8968	6493	7418
Contrasting Upholstery													
Primary	4.25	4330	4560	4759	4951	5240	5533	5949	6387	6897	7484	5801	6430
Surround	2.00	0	108	202	292	428	566	762	968	1208	1484	692	988
Optional Pillows (3)	2.00	840	948	1042	1132	1268	1406	1602	1808	2048	2324	1532	1828

For ordering options, [see overview at the beginning of this section.](#)

Item	Model No.	Chair Width	Chair Depth	Chair Height	Seat Width	Seat Depth	Seat Height	Arm Height	Ship Wt	Cubic Ft
MODULAR CLUB CHAIR WITH HIGH SURROUND	550NH	24	24	49	24	18¼	17½	-	50	43.2



Must Specify (in this order):

Model #
Primary Upholstery
High Surround Upholstery
Pillow Upholstery
Leg Color
Tablet Arm
Tablet Color
Power


Description

- Available with Contrasting Upholstery ([See Details](#))
- Includes Ganging Hardware
- Select Aluminum (ALUM) or Platinum (KSPLAT) Legs; Must Specify Leg Color
- For Optional Pillow Back; Add Pillow Pricing Below and [See Pillow Upholstery Options](#)
- Additional Options: [Tablet Arm Options](#), and [Power Locations](#)
- For High Surround, Select from Pre-Approved Upholsteries or Submit Approval Form; [See Approval Form](#)

List Price/Grade	Yards	COM/1	2	3	4	5	6	7	8	9	10
Single Upholstery	5.00	\$ 3041	3311	3546	3771	4111	4456	4946	5461	6061	6751
Contrasting Upholstery											
Primary	2.25	\$ 3041	3163	3268	3370	3523	3678	3898	4130	4400	4711
High Surround	2.75	\$ 0	148	278	401	588	778	1048	1331	1661	2040
Optional Pillow (1)	1.25	\$ 312	380	438	495	580	666	788	917	1067	1240

MODULAR SETTEE WITH HIGH SURROUND

5502NH	48	24	49	48	18¼	17½	-	88	61.9
--------	----	----	----	----	-----	-----	---	----	------



Must Specify (in this order):

Model #
Primary Upholstery
High Surround Upholstery
Pillow Upholstery
Leg Color
Tablet Arm
Tablet Color
Power


Description

- Available with Contrasting Upholstery ([See Details](#))
- Includes Ganging Hardware
- Select Aluminum (ALUM) or Platinum (KSPLAT) Legs; Must Specify Leg Color
- For Optional Pillow Back; Add Pillow Pricing Below and [See Pillow Upholstery Options](#)
- Additional Options: [Tablet Arm Options](#), and [Power Locations](#)
- For High Surround, Select from Pre-Approved Upholsteries or Submit Approval Form; [See Approval Form](#)

List Price/Grade	Yards	COM/1	2	3	4	5	6	7	8	9	10
Single Upholstery	6.25	\$ 4011	4349	4642	4924	5349	5780	6392	7036	7786	8649
Contrasting Upholstery											
Primary	3.00	\$ 4011	4173	4314	4449	4653	4860	5154	5463	5823	6237
High Surround	3.25	\$ 0	176	328	475	696	920	1238	1573	1963	2412
Optional Pillows (2)	1.50	\$ 569	650	721	788	890	994	1141	1295	1475	1682

MODULAR SOFA WITH HIGH SURROUND

5503NH	72	24	49	72	18¼	17½	-	118	99.0
--------	----	----	----	----	-----	-----	---	-----	------



Must Specify (in this order):

Model #
Primary Upholstery
High Surround Upholstery
Pillow Upholstery
Leg Color
Tablet Arm
Tablet Color
Power

Description

- Available with Contrasting Upholstery ([See Details](#))
- Select Aluminum (ALUM) or Platinum (KSPLAT) Legs; Must Specify Leg Color
- Includes Ganging Hardware
- For Optional Pillow Back; Add Pillow Pricing Below and [See Pillow Upholstery Options](#)
- Additional Options: [Tablet Arm Options](#), and [Power Locations](#)
- For High Surround, Select from Pre-Approved Upholsteries or Submit Approval Form; [See Approval Form](#)

List Price/Grade	Yards	COM/1	2	3	4	5	6	7	8	9	10
Single Upholstery	8.75	\$ 5095	5568	5979	6373	6968	7571	8429	9330	10380	11588
Contrasting Upholstery											
Primary	4.25	\$ 5095	5325	5524	5716	6005	6298	6714	7152	7662	8249
High Surround	4.50	\$ 0	243	455	657	963	1273	1715	2178	2718	3339
Optional Pillows (3)	2.00	\$ 840	948	1042	1132	1268	1406	1602	1808	2048	2324

For ordering options, [see overview at the beginning of this section.](#)

Item	Model No.		Chair Width	Chair Depth	Chair Height	Seat Width	Seat Depth	Seat Height	Arm Height	Ship Wt	Cubic Ft
MODULAR CHAISE SETTEE	Back on Left Back on Right										
	5502CL	5502CR	48	24	29½	48	18¼	17½	-	50	43.2



Shown as Right

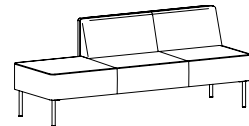
Must Specify (in this order):
Model #
Primary Upholstery
Surround Upholstery
Pillow Upholstery
Leg Color
Tablet Arm
Tablet Color
Power

Description

- Available with Contrasting Upholstery ([See Details](#))
- Includes Ganging Hardware
- Select Aluminum (ALUM) or Platinum (KSPLAT) Legs; Must Specify Leg Color
- For Optional Pillow Back; Add Pillow Pricing Below and [See Pillow Upholstery Options](#)
- Additional Options: [Tablet Arm Options](#), and [Power Locations](#)

List Price/Grade	Yards	COM/1	2	3	4	5	6	7	8	9	10	L1	L2
Single Upholstery	4.00	\$ 3219	3435	3623	3803	4075	4351	4743	5155	5635	6187	4603	5195
Contrasting Upholstery													
Primary	3.00	\$ 3219	3381	3522	3657	3861	4068	4362	4671	5031	5445	4257	4701
Surround	1.00	\$ 0	54	101	146	214	283	381	484	604	742	346	494
Optional Pillow (1)	1.25	\$ 312	380	438	495	580	666	788	917	1067	1240	745	930

MODULAR CHAISE SOFA



Shown as Right

Must Specify (in this order):
Model #
Primary Upholstery
Surround Upholstery
Pillow Upholstery
Leg Color
Tablet Arm
Tablet Color
Power

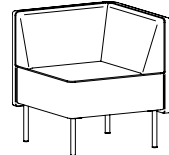
	Back on Left	Back on Right											
5503CL	5503CR	72	24	29½	72	18¼	17½	-	78	69.1			

Description

- Available with Contrasting Upholstery ([See Details](#))
- Includes Ganging Hardware
- Select Aluminum (ALUM) or Platinum (KSPLAT) Legs; Must Specify Leg Color
- For Optional Pillow Back; Add Pillow Pricing Below and [See Pillow Upholstery Options](#)
- Additional Options: [Tablet Arm Options](#), and [Power Locations](#)

List Price/Grade	Yards	COM/1	2	3	4	5	6	7	8	9	10	L1	L2
Single Upholstery	5.75	\$ 4256	4567	4837	5096	5487	5883	6447	7039	7729	8523	6246	7097
Contrasting Upholstery													
Primary	4.25	\$ 4256	4486	4685	4877	5166	5459	5875	6313	6823	7410	5727	6356
Surround	1.50	\$ 0	81	152	219	321	424	572	726	906	1113	519	741
Optional Pillows (2)	1.50	\$ 569	650	721	788	890	994	1141	1295	1475	1682	1088	1310

MODULAR CORNER UNIT



Must Specify (in this order):
Model #
Primary Upholstery
Surround Upholstery
Pillow Upholstery
Leg Color
Power


550-90C	24	24	29½	18¼	18¼	17½	29½	85	24
---------	----	----	-----	-----	-----	-----	-----	----	----

Description

- Available with Contrasting Upholstery ([See Details](#))
- Tablet Arm Not Available
- Includes Ganging Hardware
- Select Aluminum (ALUM) or Platinum (KSPLAT) Legs; Must Specify Leg Color
- For Optional Pillow Back; Add Pillow Pricing Below and [See Pillow Upholstery Options](#)
- Additional Options: [Tablet Arm Options](#), and [Power Locations](#)

List Price/Grade	Yards	COM/1	2	3	4	5	6	7	8	9	10	L1	L2
Single Upholstery	4.00	\$ 3127	3343	3531	3711	3983	4259	4651	5063	5543	6095	4511	5103
Contrasting Upholstery													
Primary	2.50	\$ 3127	3262	3380	3492	3662	3835	4080	4337	4637	4982	3992	4362
Surround	1.50	\$ 0	81	151	219	321	424	571	726	906	1113	519	741
Optional Pillows (2)	1.50	\$ 569	650	721	788	890	994	1141	1295	1475	1682	1088	1310

Item	Model No.		Chair Width	Chair Depth	Chair Height	Seat Width	Seat Depth	Seat Height	Arm Height	Ship Wt	Cubic Ft
MODULAR CHAISE SETTEE WITH HIGH SURROUND	Back on Left	Back on Right									
	5502CHL	5502CHR	48	24	49	48	18¼	17½	-	60	61.9



Shown as Right

Must Specify (in this order):

Model #
 Primary Upholstery
 High Surround Upholstery
 Pillow Upholstery
 Leg Color
 Tablet Arm
 Tablet Color
 Power


Description

- Available with Contrasting Upholstery ([See Details](#))
- Includes Ganging Hardware
- Select Aluminum (ALUM) or Platinum (KSPLAT) Legs; Must Specify Leg Color
- For Optional Pillow Back; Add Pillow Pricing Below and [See Pillow Upholstery Options](#)
- Additional Options: [Tablet Arm Options](#), and [Power Locations](#)
- For High Surround, Select from Pre-Approved Upholsteries or Submit Approval Form; [See Approval Form](#)

List Price/Grade	Yards	COM/1	2	3	4	5	6	7	8	9	10
Single Upholstery	5.75	\$ 3596	3907	4177	4436	4827	5223	5787	6379	7069	7863
Contrasting Upholstery											
Primary	3.00	\$ 3596	3758	3899	4034	4238	4445	4739	5048	5408	5822
High Surround	2.75	\$ 0	149	278	402	589	778	1048	1331	1661	2041
Optional Pillow (1)	1.25	\$ 312	380	438	495	580	666	788	917	1067	1240

MODULAR CHAISE SOFA WITH HIGH SURROUND

Back on Left	Back on Right									
5503CHL	5503CHR	72	24	49	72	18¼	17½	-	98	98.2



Shown as Right

Must Specify (in this order):

Model #
 Primary Upholstery
 High Surround Upholstery
 Pillow Upholstery
 Leg Color
 Tablet Arm
 Tablet Color
 Power


Description

- Available with Contrasting Upholstery ([See Details](#))
- Includes Ganging Hardware
- Select Aluminum (ALUM) or Platinum (KSPLAT) Legs; Must Specify Leg Color
- For Optional Pillow Back; Add Pillow Pricing Below and [See Pillow Upholstery Options](#)
- Additional Options: [Tablet Arm Options](#), and [Power Locations](#)
- For High Surround, Select from Pre-Approved Upholsteries or Submit Approval Form; [See Approval Form](#)

List Price/Grade	Yards	COM/1	2	3	4	5	6	7	8	9	10
Single Upholstery	7.50	\$ 4776	5181	5534	5871	6381	6899	7634	8406	9306	10341
Contrasting Upholstery											
Primary	4.25	\$ 4776	5006	5205	5397	5686	5979	6395	6833	7343	7930
High Surround	3.25	\$ 0	175	329	474	695	920	1239	1573	1963	2411
Optional Pillows (2)	1.50	\$ 569	650	721	788	890	994	1141	1295	1475	1682

MODULAR CORNER UNIT WITH HIGH SURROUND

550-90CH	24	24	49	18¼	18¼	17½	29½	104	34.4
----------	----	----	----	-----	-----	-----	-----	-----	------

**Description**

- Available with Contrasting Upholstery ([See Details](#))
- Tablet Arm Not Available
- Includes Ganging Hardware
- Select Aluminum (ALUM) or Platinum (KSPLAT) Legs; Must Specify Leg Color
- For Optional Pillow Back; Add Pillow Pricing Below and [See Pillow Upholstery Options](#)
- Additional Options: [Tablet Arm Options](#), and [Power Locations](#)
- For High Surround, Select from Pre-Approved Upholsteries or Submit Approval Form; [See Approval Form](#)

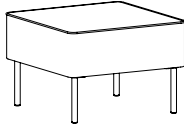
List Price/Grade	Yards	COM/1	2	3	4	5	6	7	8	9	10
Single Upholstery	5.25	\$ 3695	3979	4225	4462	4819	5181	5695	6236	6866	7591
Contrasting Upholstery											
Primary	2.50	\$ 3695	3830	3948	4060	4230	4403	4648	4905	5205	5550
High Surround	2.75	\$ 0	149	277	402	589	778	1047	1331	1661	2041
Optional Pillows (2)	1.50	\$ 569	650	721	788	890	994	1141	1295	1475	1682

Must Specify (in this order):

Model #
 Primary Upholstery
 High Surround Upholstery
 Pillow Upholstery
 Leg Color
 Power

For ordering options, [see overview at the beginning of this section.](#)

Item	Model No.	Chair Width	Chair Depth	Chair Height	Seat Width	Seat Depth	Seat Height	Arm Height	Ship Wt	Cubic Ft
MODULAR OTTOMAN	550-2424OT	-	-	-	24	24	17½	-	23	18.3



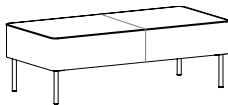
Must Specify (in this order):
Model #
Upholstery
Leg Color
Tablet Arm
Tablet Color
Power

Description

- Includes Ganging Hardware
- Select Aluminum (ALUM) or Platinum (KSPLAT) Legs; Must Specify Leg Color
- Additional Options: [Tablet Arm Options](#) and [Power Locations](#)

List Price/Grade	Yards	COM/1	2	3	4	5	6	7	8	9	10	L1	L2
Single Upholstery	1.50	\$ 1237	1318	1389	1456	1558	1662	1809	1963	2143	2350	1756	1978

MODULAR BENCH	550-5024RT	-	-	-	50	24	17½	-	32	43.2
---------------	------------	---	---	---	----	----	-----	---	----	------



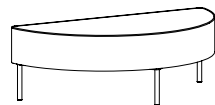
Must Specify (in this order):
Model #
Upholstery
Leg Color
Tablet Arm
Tablet Color
Power

Description

- For Freestanding Use or May Used to “Cap” Two Units Placed Back to Back (For Example, [See 550-4](#))
- Includes Ganging Hardware
- Select Aluminum (ALUM) or Platinum (KSPLAT) Legs; Must Specify Leg Color
- Additional Options: [Tablet Arm Options](#) and [Power Locations](#)

List Price/Grade	Yards	COM/1	2	3	4	5	6	7	8	9	10	L1	L2
Single Upholstery	2.25	\$ 1828	1950	2055	2157	2310	2465	2685	2917	3187	3498	2607	2940

MODULAR HALF ROUND BENCH	550-5024HR				50	24	17½		33	43.2
--------------------------	------------	--	--	--	----	----	-----	--	----	------



Must Specify (in this order):
Model #
Upholstery
Leg Color
Tablet Arm
Tablet Color
Power

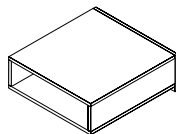
Description

- For Freestanding Use or May Used to “Cap” Two Units Placed Back to Back (For Example, [See 550-5](#))
- Select Aluminum (ALUM) or Platinum (KSPLAT) Legs; Must Specify Leg Color
- Tablet Arm Not Available
- Includes Ganging Hardware

List Price/Grade	Yards	COM/1	2	3	4	5	6	7	8	9	10	L1	L2
Single Upholstery	2.50	\$ 1519	1654	1772	1884	2054	2227	2472	2729	3029	3374	2384	2754

Item	Model No.	Width	Depth	Height	Ship Wt	Cubic Ft	List Price
------	-----------	-------	-------	--------	---------	----------	------------

MODULAR GANGING TABLE	24"W						
	550-2426GT	TFL	24	24	9¼	46	T\$ 832
	550-2426GTH	HPL	24	24	9¼	46	P\$ 974
	550-2426GTV	Veneer	24	24	9¼	46	W\$ 1529
	18"W						
	550-1826GT	TFL	18	24	9¼	36	T\$ 787
	550-1826GTH	HPL	18	24	9¼	36	P\$ 936
	550-1826GTV	Veneer	18	24	9¼	36	W\$ 1431



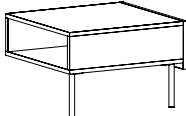
Must Specify (in this order):
Model #
Finish/Color
Power

Description

- Includes Ganging Hardware
- Optional Power; [See Location Options](#)

T = TFL P = HPL W = Veneer

For ordering options, [see overview at the beginning of this section.](#)


Item	Model No.		Width	Depth	Height	Ship Wt	Cubic Ft	List Price
 <p>MODULAR GANGING END TABLE</p>	550-2426ET	TFL	24	24	17	46	4.7	T\$ 977
	550-2426ETH	HPL	24	24	17	46	4.7	P\$ 1121
	550-2426ETV	Veneer	24	24	17	46	4.7	W\$ 1706
	550-1826ET	TFL	18	24	17	36	3.9	T\$ 929
	550-1826ETH	HPL	18	24	17	36	3.9	P\$ 1076
	550-1826ETV	Veneer	18	24	17	36	3.9	W\$ 1559

Must Specify (in this order):

Model #
Finish/Color
Leg Color
Power

Description

- Front to Back Grain Direction
- Select Aluminum (ALUM) or Platinum (KSPLAT) Legs; Must Specify Leg Color
- Includes Ganging Hardware
- Optional Power; [See Location Options](#)
- Some Assembly Required; Legs Installed on Left or Right in Field

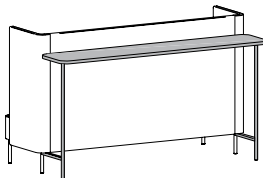
 <p>MODULAR GANGING CORNER TABLE</p>	550-9026CGT	TFL	24	24	17½	49	8.3	T\$ 918
	550-9026CGTH	HPL	24	24	17½	49	8.3	P\$ 1046
	550-9026CGTV	Veneer	24	24	17½	49	8.3	W\$ 1590

Must Specify (in this order):

Model #
Finish/Color
Leg Color
Power

Description

- Select Aluminum (ALUM) or Platinum (KSPLAT) Legs; Must Specify Leg Color
- Includes Ganging Hardware
- Optional Power; [See Location Options](#)
- Some Assembly Required

 <p>BISTRO TABLE</p>	For Use with Sofas							
	550-1681BT	TFL	81	16	42	36	3.9	T\$ 1078
	550-1681BTH	HPL	81	16	42	36	3.9	P\$ 1291
	550-1681BTV	Veneer	81	16	42	36	3.9	W\$ 1490
	For Use with Settees							
	550-1657BT	TFL	57	16	42	36	2.6	T\$ 1009
	550-1657BTH	HPL	57	16	42	36	2.6	P\$ 1204
	550-1657BTV	Veneer	57	16	42	36	2.6	W\$ 1399

Must Specify (in this order):

Model #
Finish/Color
Leg Color
Hook

Description

- Must be Used with High Surround Booth Application
- Select Aluminum (ALUM) or Platinum (KSPLAT) Legs; Must Specify Leg Color
- Includes Installation Hardware
- Some Assembly Required

Leg Options: Specify & Add

ALUM	Aluminum	STD
KSPLAT	Platinum	\$ 113

Optional Purse Hook: Specify & Add

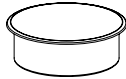
01-HOOK	Black Purse Hook	\$ 82
2" x 2½"; Includes Mounting Hardware		



T = TFL P = HPL W = Veneer

For ordering options, [see overview at the beginning of this section.](#)

Item	Model No.		Width	Depth	Height	Ship Wt	Cubic Ft	List Price
WIRELESS CHARGER	01-DOCK950W	White	3 $\frac{3}{16}$ "	3 $\frac{3}{16}$ "	-	1	0.2	\$ 274
	01-DOCK950B	Black						



Open Market Only

Description

- For Use with Wireless Charging Enabled Devices
- 5 Watts Maximum Output with a Direct Current of 5V 2A and 10 Watts Maximum with Quick Charge 2.0
- Mounts in 76mm Round Cut-Out
- LED will Confirm Pairing with Device and Begin Wireless Charging

WIRELESS AND USB CHARGER	01-DOCK150W	White		3	3	$\frac{3}{4}$ "	1	0.2	\$ 418
	01-DOCK150B	Black							

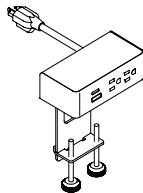


Open Market Only

Description

- For Use with Wireless Charging Enabled Devices and USB Charging Devices
- 5 Watt Maximum Output with a Direct Current Input of 5V 6A (Wireless Fast Charge)
- Pop-Up is $\frac{3}{4}$ "H and Includes Three (3) USB Ports; One (1) 12 Watt Maximum with 2.4A (USB Fast Charge) and Two (2) 5 Watt with 1A (USB Standard Charge)
- Mounts in 76mm Round Cut-Out
- LED Light will Confirm Pairing with Device and Begin Wireless Charging
- UL and cUL Certified

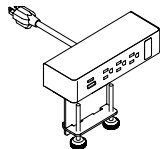
DUO CLAMP NEMA PLUG	01-DUOCLAMPS	Silver	5 $\frac{1}{2}$ "	3	7		1	0.2	\$ 591
	01-DUOCLAMPW	White							
	01-DUOCLAMPB	Black							



Description

- Clamps to Top and Includes: Two (2) Power Outlet, One (1) USB-A Charging Port and One (1) 60-Watt USB-C Power Delivery Port with GaN Technology with 10' Cord
- Silver Metal Trim
- Independent USB Circuit Controllers Deliver up to 2.1 Amps to Each Post
- All Mounting Hardware Included
- FCC Part 15A and UL Approved for Horizontal and Vertical Applications
- 10' Cord

TRIO CLAMP NEMA PLUG	01-TRIOCLAMPS	Silver	8	3	7		1	0.2	\$ 693
	01-TRIOCLAMPW	White							
	01-TRIOCLAMPB	Black							

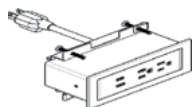


Description

- Clamps to Top and Includes: Three (3) Power Outlets, One (1) USB-A Charging Port, One (1) 60-Watt USB-C Power Delivery Port with GaN Technology, One (1) Open Data with 10' Cord
- Silver Metal Trim
- Independent USB Circuit Controllers Deliver up to 2.1 Amps to Each Post
- HDMI, VGA, or RJ45 Accessories Sold Separately; See Below
- All Mounting Hardware Included
- FCC Part 15A and UL Approved for Horizontal and Vertical Applications

For ordering options, [see overview at the beginning of this section.](#)

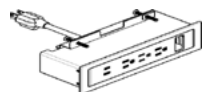
Item	Model No.		Width	Depth	Height	Ship Wt	Cubic Ft	List Price
DUO BEZEL NEMA PLUG	01-DUOBEZELS	Silver	9	2½	3	1	0.2	\$ 697
	01-DUOBEZELW	White						
	01-DUOBEZELB	Black						



Description

- Standard with: Two (2) Power Outlet, One (1) USB-A Charging Port and One (1) 60-Watt USB-C Power Delivery Port with GaN Technology with 10' Cord
- Worksurface Must Be Routed To Accept Unit, Which Sits Down Into Worksurface Supported By Attractive Slim Fit Bezel
- Independent USB Circuit Controllers Deliver up to 2.1 Amps to Each Post
- All Mounting Hardware Included
- FCC Part 15A and UL Approved for Horizontal and Vertical Applications

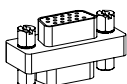
TRIO BEZEL NEMA PLUG	01-TRIOBEZELS	Silver	6½	2½	3½	1	0.2	\$ 749
	01-TRIOBEZELW	White						
	01-TRIOBEZELB	Black						



Description

- Standard with: Three (3) Power Outlets, One (1) USB-A Charging Port, One (1) 60-Watt USB-C Power Delivery Port with GaN Technology, One (1) Open Data with 10' Cord
- Worksurface Must Be Routed To Accept Unit, Which Sits Down Into Worksurface Supported By Attractive Slim Fit Bezel
- Independent USB Circuit Controllers Deliver up to 2.1 Amps to Each Post
- HDMI, VGA, or RJ45 Accessories Sold Separately
- All Mounting Hardware Included
- FCC Part 15A and UL Approved for Horizontal and Vertical Applications

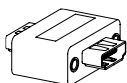
TRIO VGA DATA PORT ACCESSORY	01-LCOMVGA			-	-	-	-	\$ 125
---------------------------------	------------	--	--	---	---	---	---	--------



Description

- VGA Ports for Trio Units

TRIO HDMI DATA PORT ACCESSORY	01-LCOMHDMI			-	-	-	-	\$ 171
----------------------------------	-------------	--	--	---	---	---	---	--------

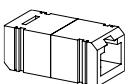


Open Market Only

Description

- HDMI Ports for Trio Units

TRIO RJ45 DATA PORT ACCESSORY	01-LCOMRJ45			-	-	-	-	\$ 82
----------------------------------	-------------	--	--	---	---	---	---	-------

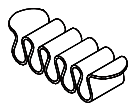


Description

- RJ45 Ports for Trio Units

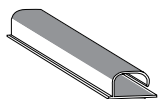
For ordering options, [see overview at the beginning of this section.](#)

Item	Model No.	Width	Depth	Height	Ship Wt	Cubic Ft	List Price
CABLE GRIP	01-WMGRCB	-	-	-	1	0.1	\$ 18

**Description**

- Black Under Surface Wire Management
- Cable Grip Attaches with Four (4) Screws, Hardware Included

WIRE CHANNEL	01-32125	24	1½	1	.25	0.3	\$ 109
--------------	----------	----	----	---	-----	-----	--------

**Description**

- Available in Black
- Includes (2) Double-Sided Tape Ribbons for Easy Installation
- Open J Channel for Easy Wire Management

VESTA POWER CENTER	01-PDCTR	10¾	12	28¾	14	2.5	\$ 1835
--------------------	----------	-----	----	-----	----	-----	---------

**Description**

- Top Includes One (1) Power Outlet, Two (2) USB Ports and One (1) USBC Port; Base Includes Three (3) Outlet
- Available in White
- 120" Power Cord
- Built with Weight Distribution for Optimal Stability
- Base is 5" Tall

This form is also available online at www.IndianaFurniture.com on the KickStart product page.

Not all standard upholsteries are suitable for all of our products. This is due to the range of stretch across textiles and the application and sewing techniques required to effectively upholster the various forms and features.

To ensure a proper fit and finish on the High Surround feature of our KickStart lounge models, we will require upholsteries to fit within a specific range of stretch. Further, upholstery patterns and stripes are highly discouraged on the High Surround as they will result in alignment issues on the feature itself and with other sections of the overall model.

To make specification easier for you, we have pre-approved upholsteries for use on the High Surround feature. These are included on the [Stinson Revive Card](#) and [Momentum Kickstart Card](#) and can be found under [our Textile Program](#). They include:

Ace (GR3)	Drift (GR5)	Outlander (GR4)
Artisan (GR2)	Ego (GR1)	Ritz (GR4)
Baxter (GR4)	Harrison (GR5)	Sarto (GR4)
Blip (GR3)	Lorelai (GR5)	Scatter (GR1)
Crespo (GR1)	Moby (GR3)	Shift (GR3)
Cush (GR3)	Nestle (GR1)	Sprint (GR3)

We recognize that special needs may arise and we are pleased to accommodate customer selections, as long as they are approved through the below process.

Note: if upholstery is customer's own, a COM/COL Form will also need to be completed.

KICKSTART HIGH SURROUND APPROVAL INSTRUCTIONS:

Fill out the form below and attach a 6"x6" sample. Failure to complete this form and supply samples will delay the scheduling of the purchase order. Orders will not be scheduled and upholstery should not be ordered until Indiana Furniture has verified usage and provided approval.

Dealer Name _____ Phone _____ Email _____
 Contact Person _____ City _____ State _____ Zip _____
 Mill/Supplier _____ Pattern _____ Color _____

Attach 6"x6" swatch to this form. Send completed form and upholstery swatch to:

Indiana Furniture
 Attn: Customer Service
 1919 Hospitality Dr., Ste. A
 Jasper, IN 47546

FOR OFFICE USE ONLY:

☐ Approved ☐ Not Approved Signed: _____ Date _____

Indiana Furniture Production/Quality

Advise Dealer of Decision: _____ Signed: _____

CSR

Notes: _____

Marquee guest seating combines the sleek look and feel of metal with unlimited flexibility. The ergonomic contoured back provides lumbar support and promotes circulation. Offered in five powder coat options and with upholstered or wood arm caps. Marquee can blend into any workplace setting – from office and conference rooms to waiting rooms and reception areas.

CONSTRUCTION

- Back is formed with bent plywood, while the seats are made of manufactured plywood
- High Grade Polyurethane Foam, 3" thick in the seat and 1¾" thick in a back
- ¾" diameter bolts fasten seat to the back
- Non-marring nylon glides included in each leg at floor level
- Textiles are sewn with double stitch seams
- Seating rated for users up to 275lbs
- Ships fully assembled

HOW TO ORDER EXAMPLE

Model No.	Description	Example
427	Frame Color	DC
	Primary Upholstery	Momentum Canter EPU Sand
	Accent Upholstery	Momentum Canter EPU Sand
	Metal Color	A
	Arm Cap, Finish	AW, TK

WALL SAVER DESIGN

The Marquee chair features a wall saver design. The contoured frame can be placed against a wall without concern of scratching or scuffing.



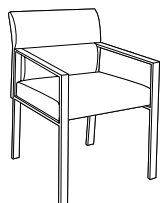
METAL FRAME POWDER COAT OPTIONS

ALUM	Aluminum	OYST	Oyster
BLK	Black	SUGC	Sugar Cookie
MIST	Mist		

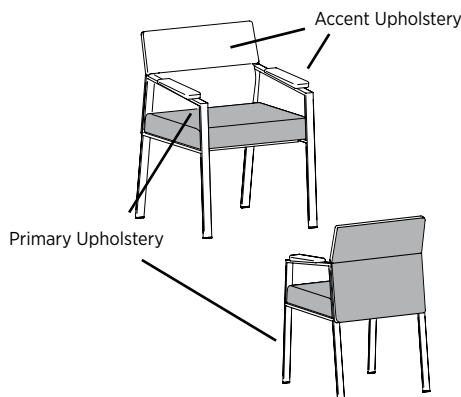
UPHOLSTERY OPTIONS

Available in single or contrasting upholsteries in a wide variety of graded-in or contract options, including fabric, vinyl, and leather.

Single Upholstery



Contrasting Upholstery



ARM CAP OPTIONS

STD	No Arm Cap	\$	STD
AW	Wood Arm Cap, Specify Finish	\$	175
AU	Upholstered Arm Cap, Specify Upholstery	\$	95

WOOD FINISHES

Indiana Furniture uses a multi-step, hand finishing process on all exposed wood frames.

Chairs feature a catalyzed varnish finish which offers durability, lasting beauty, and resistance to normal wear.

AW	Artisan Walnut	MW	Mahogany Walnut
AS	Asian Night	MAS	Mesa Sunset*
BW	Beigewood*	MTS	Metropolis Sky
BL	Black	MNR	Midnight Run
CO	Columbian Walnut	NTM	Natural Marrone*
DC	Dark Cherry	ORW	Oak Riftwood*
DFW	Dark Forest Walnut*	PNW	Pinnacle Walnut
WH	Designer White	PTK	Portico Teak*
EF	Espresso	RC	River Cherry*
FO	Fawn Oak*	SCH	Select Cherry
FLW	Florence Walnut*	SPW	Sepia Walnut*
GC	Golden Cherry	SKC	Shaker Cherry
HVM	Harvest Maple*	SBP	Smoky Brown Pear*
HW	Harvest Walnut	TK	Studio Teak
HNW	Henna Walnut	SM	Sugar Maple
KHE	Kirsche	WTA	Weathered Ash*
LW	Legacy Walnut	WNB	White Nebbia
		WC	Williamsburg Cherry

* Finish is Low Sheen

CERTIFICATIONS & COMPLIANCE

- CAL 117-2013 Compliance
- Intertek Sustainability Certified
- BIFMA level® Certified
- BIFMA Compliant® Certified
- TSCA Title VI (CARB) Compliance
- Contributes to LEED®, Green Globes®, and WELL® Sustainable Programs

STATEMENT OF LINE



Guest Chair
427
(See Details)

Item	Model No.	Chair Width	Chair Depth	Chair Height	Seat Width	Seat Depth	Seat Height	Arm Height	Ship Wt	Cubic Ft
GUEST CHAIR	427	24½	23½	33½	19⅞	18	18¾	25¼	32	23.7



Description

- Wall Saver Design
- Specify Frame Color ([See Frame Colors](#))
- Available with Contrasting Upholstery ([See Details](#))
- Optional Arm Caps ([See Details](#))

Must Specify (in this order):

Model #
 Primary Upholstery
 Accent Upholstery
 Metal Color
 Arm Cap
 Arm Cap Finish

List Price/Grade	Yards	COM/1	2	3	4	5	6	7	8	9	10	L1	L2
Single Upholstery	2.25	\$ 2080	2202	2307	2409	2562	2717	2937	3169	3439	3750	2859	3192
Contrasting Upholstery													
Primary	1.50	\$ 2080	2161	2232	2299	2401	2505	2652	2806	2986	3193	2599	2821
Accent	0.75	\$ 0	41	75	110	161	212	285	363	453	557	260	371

For ordering options, [see overview at the beginning of this section.](#)

In partnership with Pledge, a UK-based company, we welcome Natta.

Natta offers an agile solution for a variety of community spaces and meeting applications. With its simplicity of form, it can achieve a subtle effect and still provide an excellent solution for any meeting and breakout environment. Available in matching benches, stools and tables.

CONSTRUCTION

- Internal wood components are manufactured using Red Oak and exposed parts are European Beech
- All chair joints are double-doweled or mortised and tenoned, screwed, and glued for maximum strength and durability
- Frames are individually hand assembled and sanded prior to being finished; Bench Legs are 14"H and Stool Legs are 29¼"H and are sanded prior to finishing
- High Grade Polyurethane Foam, 1" thick on the Stool seat and back; ¾" thick on Bench seat
- Non-marring nylon glides included in each leg at floor level
- Tables have 1½" thick HPL surface with 1mm PVC edge band and Square edge profile; Designer White, Sugar Maple, and Williamsburg Cherry feature ABS edge bands
- Stools and benches rated for users up to 275lbs
- Ships fully assembled

HOW TO ORDER EXAMPLE
BENCHES

Model No.	Description	Example
NA-1	Leg Finish	WTA
	Upholstery	CF Stinson Artisan Moody

TABLES

Model No.	Description	Example
NAT-1	Leg Finish	SBP
	Top Color	SBP

WOOD FINISHES AVAILABLE ON LEGS

AW	Artisan Walnut	MW	Mahogany Walnut
AS	Asian Night	MAS	Mesa Sunset*
BW	Beigewood*	MTS	Metropolis Sky
BL	Black	MNR	Midnight Run
CO	Columbian Walnut	NTM	Natural Marrone*
DC	Dark Cherry	ORW	Oak Riftwood*
DFW	Dark Forest Walnut*	PNW	Pinnacle Walnut
WH	Designer White	PTK	Portico Teak*
EF	Espresso	RC	River Cherry*
FO	Fawn Oak*	SCH	Select Cherry
FLW	Florence Walnut*	SPW	Sepia Walnut*
GC	Golden Cherry	SKC	Shaker Cherry
HVM	Harvest Maple*	SBP	Smoky Brown Pear*
HW	Harvest Walnut	TK	Studio Teak
HNW	Henna Walnut	SM	Sugar Maple
KHE	Kirsche	WTA	Weathered Ash*
LW	Legacy Walnut	WNB	White Nebbia
		WC	Williamsburg Cherry

* Finish is Low Sheen

UPHOLSTERY OPTIONS + TIPS

Available in single or contrasting upholsteries in a wide variety of graded-in or contract options, including fabric, vinyl, and leather.

Upholstery Tips: Thin & flexible materials generally work best for this series. Silicone and polyurethane-based materials usually perform better than PVC based materials, while woven fabrics materials with thin backers typically work better.

Contact our Sales Support Team for recommendations or evaluation of a material.

Single Upholstery

Contrasting Upholstery

Accent Upholstery


Accent includes extreme back which extends below the seat.

HPL (P) LAMINATE OPTIONS ON TABLE TOPS
WOODGRAIN

AS	Asian Night	PNW	Pinnacle Walnut
BW	Beigewood	PTK	Portico Teak
CO	Columbian Walnut	RC	River Cherry
EF	Espresso	SCH	Select Cherry
FLW	Florence Walnut	SPW	Sepia Walnut
GC	Golden Cherry	SKC	Shaker Cherry
HVM	Harvest Maple	SBP	Smoky Brown Pear
KHE	Kirsche	TK	Studio Teak
MW	Mahogany Walnut	SM	Sugar Maple
MNR	Midnight Run	WTA	Weathered Ash
NTM	Natural Marrone	WNB	White Nebbia
ORW	Oak Riftwood	WC	Williamsburg Cherry

SOLID

BL	Black	FHG	Fashion Grey
WH	Designer White	SG	Slate Grey

STOOL FOOT RING OPTIONS

BLK	Black
CHM	Chrome

CERTIFICATIONS & COMPLIANCE


- CAL 117-2013 Compliance
- Intertek Sustainability Certified
- BIFMA level® Certified
- BIFMA Compliant® Certified
- TSCA Title VI (CARB) Compliance
- Contributes to LEED®, Green Globes®, and WELL® Sustainable Programs



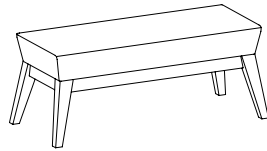
Stool: **NAS-1C**
([See Details](#))



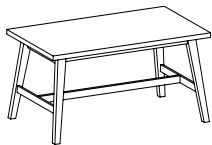
Swivel Stool: **NAS-1CS**
([See Details](#))



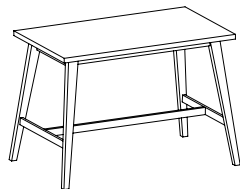
Small Bench: **NA-11**
([See Details](#))




Large Bench: **NA-1**
([See Details](#))



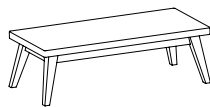
30"H Table: **NAT-1**
([See Details](#))



42"H Table: **NAT-2**
([See Details](#))



Square Occasional
Table: **NAT-3**
([See Details](#))



Rectangle Occasional
Table: **NAT-4**
([See Details](#))

Item	Model No.	Chair Width	Chair Depth	Chair Height	Seat Width	Seat Depth	Seat Height	Arm Height	Ship Wt	Cubic Ft
STOOL	NAS-IC	19½	19½	40½	17	15½	30½	-	16	10.7



Must Specify (in this order):

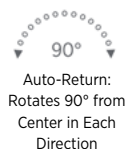
Model #
Leg Finish
Primary Upholstery
Accent Upholstery
Foot Ring Color

Description

- Back is 10" tall
- Stool Foot Ring Available in Black (BLK) or Chrome (CHRM); Must Specify
- Available with Contrasting Upholstery, [See Details](#)

List Price/Grade	Yards	COM/1	2	3	4	5	6	7	8	9	10	L1	L2
Single Upholstery	1.75	\$ 1500	1595	1677	1756	1875	1995	2167	2347	2557	2799	2106	2365
Contrasting Upholstery													
Primary	1.00	\$ 1500	1554	1601	1646	1714	1783	1881	1984	2104	2242	1846	1994
Accent	0.75	\$ 0	41	76	110	161	212	286	363	453	557	260	371

SWIVEL STOOL	NAS-ICS	19½	19½	41¼	17	15½	31¼	-	18	10.7
--------------	---------	-----	-----	-----	----	-----	-----	---	----	------



Must Specify (in this order):


Model #
Leg Finish
Primary Upholstery
Accent Upholstery
Foot Ring Color

Description

- Back is 10" tall
- Swivel Features Auto-Return and Rotates 90° from Center in Each Direction
- Stool Foot Ring Available in Black (BLK) or Chrome (CHRM); Must Specify
- Available with Contrasting Upholstery, [See Details](#)

List Price/Grade	Yards	COM/1	2	3	4	5	6	7	8	9	10	L1	L2
Single Upholstery	1.75	\$ 1601	1696	1778	1857	1976	2096	2268	2448	2658	2900	2207	2466
Contrasting Upholstery													
Primary	1.00	\$ 1601	1655	1702	1747	1815	1884	1982	2085	2205	2343	1947	2095
Accent	0.75	\$ 0	41	76	110	161	212	286	363	453	557	260	371

SMALL BENCH	NA-11	21½	21½	19½	21½	20	19½	-	31	24.0
-------------	-------	-----	-----	-----	-----	----	-----	---	----	------

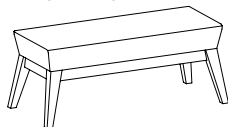


Must Specify (in this order):

Model #
Leg Finish
Upholstery

List Price/Grade	Yards	COM/1	2	3	4	5	6	7	8	9	10	L1	L2
Single Upholstery	1.25	\$ 1331	1399	1457	1514	1599	1685	1807	1936	2086	2259	1764	1949

LARGE BENCH	NA-1	50½	21½	19½	50½	20	19½	-	46	42.8
-------------	------	-----	-----	-----	-----	----	-----	---	----	------



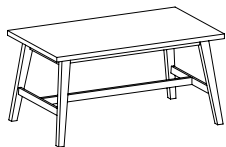
Must Specify (in this order):

Model #
Leg Finish
Upholstery

List Price/Grade	Yards	COM/1	2	3	4	5	6	7	8	9	10	L1	L2
Single Upholstery	1.50	\$ 1880	1961	2032	2099	2201	2305	2452	2606	2786	2993	2399	2621

For ordering options, [see overview at the beginning of this section.](#)

Item	Model No.	W	D	H	Ship Wt	Cubic Ft	List Price
30"H MEETING TABLE	NAT-1	61½	35½	30½	106	43.7	\$ 2562



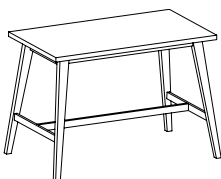
Must Specify (in this order):

Model #
Leg Finish
Top Color

Description

- Features 1½" HPL Top with Square Edge Profile and Wood Base
- Available with Contrasting [Top Color](#) and [Leg Finish](#)

42"H MEETING TABLE	NAT-2	63	39	42	115	64.0	\$ 3168
--------------------	-------	----	----	----	-----	------	---------




Must Specify (in this order):

Model #
Leg Finish
Top Color

Description

- Features 1½" HPL Top with Square Edge Profile and Wood Base
- Available with Contrasting [Top Color](#) and [Leg Finish](#)

SQUARE TABLE	NAT-3	22	22	16	31	10.8	\$ 1062
--------------	-------	----	----	----	----	------	---------



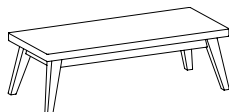
Must Specify (in this order):

Model #
Leg Finish
Top Color

Description

- Features Square Edge Profile
- Available with Contrasting Top and Leg Color; [See Colors and Specify](#)

RECTANGLE TABLE	NAT-4	51	22	16	66	25.9	\$ 1447
-----------------	-------	----	----	----	----	------	---------



Must Specify (in this order):

Model #
Leg Finish
Top Color

Description

- Features Square Edge Profile
- Available in Contrasting Surface and Leg Color; [See Colors and Specify](#)

For ordering options, [see overview at the beginning of this section.](#)

Otty Ottomans and Tables are designed for flexible environments where people can collaborate, brainstorm, or simply have a quick chat. Perfect for impromptu meetings, breakrooms, and all types of “we” spaces, Otty makes it easy to bring comfort to the workplace. And with a variety of options, like round and soft square styling, different heights, handles, glides and casters, contrasting fabrics, and table tops, you can easily configure and personalize your workspaces.

CONSTRUCTION

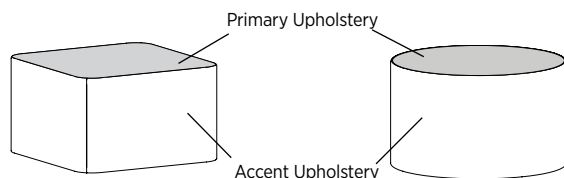
- Internal wood components and frame are manufactured using plywood; frames are individually hand assembled, and all joints are mortised and tenoned and glued for maximum strength and durability
- High density polyurethane foam construction 3” thick on seat
- Table surfaces are ¾” thick and available with Square (H) profile in Veneer (W), Thermally-Fused (TFL) or High-Pressure (HPL) Laminate using 1mm PVC edge bands; Designer White, Sugar Maple, and Williamsburg Cherry feature ABS edge bands
- Veneer tops feature UVAdvantage, an ultra-violet finish on all exposed surfaces by utilizing roll-coat UV technology
- Tables also available with Solid Surface tops, ¾” thick and available in six (6) colors with Straight (S1) edge profile
- Optional brown leather handle is 8” long and available on 18”D and 24”D ottomans
- 18”D Ottomans and Tables available with four (4) 50mm non-locking casters; 24”D and 36”D Ottomans and Tables available with six (6)
- Ships fully assembled

HOW TO ORDER EXAMPLE

Model No.	Description	Example
OTTOMAN		
840-1815RO	Primary Upholstery	Mayer Arcade Latte
	Accent Upholstery	Mayer Caspian Almond
	Glide/Caster Option	CASTO
	Handle Option	OHNDL
TABLE		
840-1815SOT	Surface Material	Solid Surface
	Top Color	PE
	Primary Upholstery	Mayer Arcade Latte
	Glide/Caster Option	CASTO

UPHOLSTERY OPTIONS

Available in single and contrasting upholstery. Select from a wide variety of graded-in or contract options, including fabric, vinyl, and leather.



UPHOLSTERY TIPS

Due to constant compression of the upholstery material, it is recommended to pick a material that does not easily fray. In most cases vinyl and vinyl-like materials will perform well. When evaluating a woven fabric material, check how easy it is to separate the woven strands. Typically, fabric materials with a thick backer or a non-linear weave pattern work best.

Contact our Sales Support Team for recommendations or evaluation of a material.

TFL (T) AND HPL (P) LAMINATE TABLE TOP OPTIONS

WOODGRAIN

AS	Asian Night	PNW	Pinnacle Walnut
BW	Beigewood	PTK	Portico Teak
CO	Columbian Walnut	RC	River Cherry
EF	Espresso	SCH	Select Cherry
FLW	Florence Walnut	SPW	Sepia Walnut
GC	Golden Cherry	SKC	Shaker Cherry
HVM	Harvest Maple	SBP	Smoky Brown Pear
KHE	Kirsche	TK	Studio Teak
MW	Mahogany Walnut	SM	Sugar Maple
MNR	Midnight Run	WTA	Weathered Ash
NTM	Natural Marrone	WNB	White Nebbia
ORW	Oak Riftwood	WC	Williamsburg Cherry

SOLID

BL	Black	FHG	Fashion Grey
WH	Designer White	SG	Slate Grey

VENEER (W) TABLE TOP OPTIONS

Veneer table tops feature UVAdvantage, an ultra-violet finish, on all exposed surfaces by utilizing roll-coat UV technology.

AW	Artisan Walnut	MW	Mahogany Walnut
AS	Asian Night	MAS	Mesa Sunset*
CO	Columbian Walnut	MTS	Metropolis Sky
DC	Dark Cherry	ORW	Oak Riftwood*
DFW	Dark Forest Walnut	PNW	Pinnacle Walnut
EW	Espresso	SCH	Select Cherry
FO	Fawn Oak*	SKC	Shaker Cherry
GC	Golden Cherry	SM	Sugar Maple
HW	Harvest Walnut	WTA	Weathered Ash*
HNW	Henna Walnut	WC	Williamsburg Cherry
LW	Legacy Walnut		


*Finish is Low Sheen

SOLID SURFACE (S) TABLE TOP OPTIONS

AR	Arroyo	SNW	Snow White
PE	Pebble Beach	SN	Starry Night
SE	Sedona	TN	Tundra

TABLE EDGE PROFILE

H	Square Edge (<i>Veneer, TFL, and HPL</i>)
S1	Straight (<i>Solid Surface</i>)



Square (H)
Veneer, TFL
and HPL




Straight (S1)
Solid Surface

HANDLE OPTION

Optional handle makes it easy to grab a seat and take it anywhere. Move Otty with ease by choosing the 8" long brown leather handle. Leather handle is available on 18"D and 24"D Ottomans and is centered top to bottom on round units. Soft square units have handle attached centered on a corner. Not available on Otty Tables.

Must specify and add upcharge.

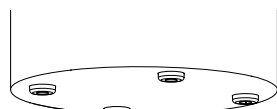
NONE	No Handle, Standard	STD
OHNDL	Brown Leather Handle	\$ 61




CASTER OPTION

Otty Ottomans and Tables come standard with glides. Optional hidden casters are available to enhance and support users mobility. 18"D Ottomans and Tables available with four (4) glides or non-locking casters; 24"D and 36"D Ottomans and Tables available with six (6) glides or non-locking casters.

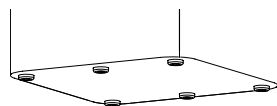
GLIDE	Plastic High Glides, Standard	STD
CASTO	Black Casters	\$ 61



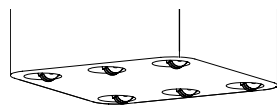
Standard Glides for 18"D



Caster Option for 18"D



Standard Glides for 24"D + 36"D



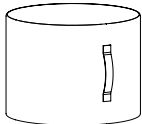
Caster Option for 24"D + 36"D

CERTIFICATIONS & COMPLIANCE

- CAL 117-2013 Compliance
- Intertek Sustainability Certified
- BIFMA Compliant® Certified
- TSCA Title VI (CARB) Compliance
- Contributes to LEED®, Green Globes®, and WELL® Sustainable Programs



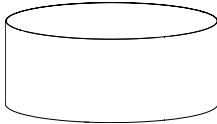
Round Ottomans




18"Dx15"H
840-1815RO
with optional handle
[\(See Details\)](#)



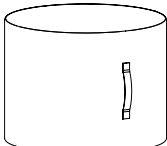
24"Dx15"H
840-2415RO
[\(See Details\)](#)



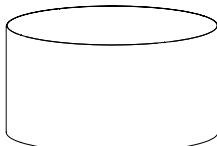
36"Dx15"H
840-3615RO
[\(See Details\)](#)



18"Dx18"H
840-1818RO
[\(See Details\)](#)




24"Dx18"H
840-2418RO
with optional handle
[\(See Details\)](#)




36"Dx18"H
840-3618RO
[\(See Details\)](#)


Round Tables



18"Dx18"H
840-1818ROT
[\(See Details\)](#)

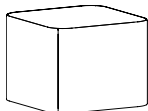


24"Dx18"H
840-2418ROT
[\(See Details\)](#)

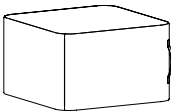


36"Dx18"H
840-3618ROT
[\(See Details\)](#)

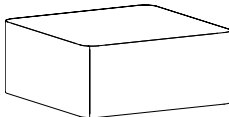
Soft Square Ottomans



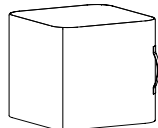
18"Dx15"H
840-1815SO
[\(See Details\)](#)



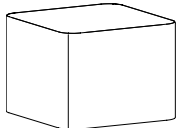
24"Dx15"H
840-2415SO
with optional handle
[\(See Details\)](#)



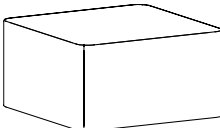
36"Dx15"H
840-3615SO
[\(See Details\)](#)



18"Dx18"H
840-1818SO
with optional handle
[\(See Details\)](#)

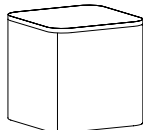


24"Dx18"H
840-2418SO
[\(See Details\)](#)

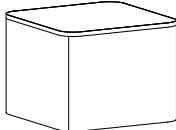


36"Dx18"H
840-3618SO
[\(See Details\)](#)

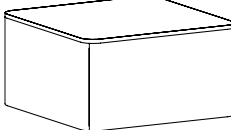
Soft Square Tables



18"Dx18"H
840-1818SOT
[\(See Details\)](#)

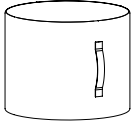


24"Dx18"H
840-2418SOT
[\(See Details\)](#)



36"Dx18"H
840-3618SOT
[\(See Details\)](#)

Item	Model No.	Chair Width	Chair Depth	Chair Height	Ship Wt	Cubic Ft
ROUND OTTOMAN 18"Dx15"H	840-1815RO	18	18	15	15.0	3.7



Shown with
Optional Handle

Description

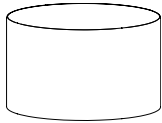
- Standard with: Four (4) Black Glides
- Available with Contrasting Upholstery ([See Details](#))
- Optional Four (4) Black Casters; Must Specify (CASTO), ([See Details](#))
- Optional Brown Leather Handle; Must Specify (OHNDL), ([See Details](#))

Must Specify (in this order):

Model #
Primary Upholstery
Accent Upholstery
Caster Option
Handle Option

List Price/Grade	Yards	COM/1	2	3	4	5	6	7	8	9	10	L1	L2
Single Upholstery	1.00 \$	594	648	695	740	808	877	975	1078	1198	1336	940	1088
Contrasting Upholstery													
Primary	1.00 \$	642	696	743	788	856	925	1023	1126	1246	1384	988	1136
Accent	1.00 \$	0	54	101	146	214	283	381	484	604	742	346	494

ROUND OTTOMAN 24"Dx15"H	840-2415RO	24	24	15	24.0	6.4
----------------------------	------------	----	----	----	------	-----



Must Specify (in this order):

Model #
Primary Upholstery
Accent Upholstery
Caster Option
Handle Option

Description

- Standard with: Six (6) Black Glides
- Available with Contrasting Upholstery ([See Details](#))
- Optional Six (6) Black Casters; Must Specify (CASTO), ([See Details](#))
- Optional Brown Leather Handle; Must Specify (OHNDL), ([See Details](#))

List Price/Grade	Yards	COM/1	2	3	4	5	6	7	8	9	10	L1	L2
Single Upholstery	2.00 \$	860	968	1062	1152	1288	1426	1622	1828	2068	2344	1552	1848
Contrasting Upholstery													
Primary	1.00 \$	872	926	973	1018	1086	1155	1253	1356	1476	1614	1218	1366
Accent	1.25 \$	0	68	126	183	268	354	476	605	755	928	433	618

ROUND OTTOMAN 36"Dx15"H	840-3615RO	36	36	15	40.0	13.9
----------------------------	------------	----	----	----	------	------



Must Specify (in this order):

Model #
Primary Upholstery
Accent Upholstery
Caster Option

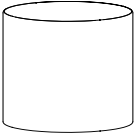
Description

- Standard with: Six (6) Black Glides
- Available with Contrasting Upholstery ([See Details](#))
- Optional Six (6) Black Casters; Must Specify (CASTO), ([See Details](#))

List Price/Grade	Yards	COM/1	2	3	4	5	6	7	8	9	10	L1	L2
Single Upholstery	3.00 \$	1280	1442	1583	1718	1922	2129	2423	2732	3092	3506	2318	2762
Contrasting Upholstery													
Primary	1.25 \$	1292	1360	1418	1475	1560	1646	1768	1897	2047	2220	1725	1910
Accent	2.00 \$	0	108	202	292	428	566	762	968	1208	1484	692	988

For ordering options, [see overview at the beginning of this section.](#)

Item	Model No.	Chair Width	Chair Depth	Chair Height	Ship Wt	Cubic Ft
ROUND OTTOMAN 18"Dx18"H	840-1818RO	18	18	18	15.0	3.7



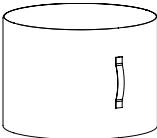
Must Specify (in this order):
Model #
Primary Upholstery
Accent Upholstery
Caster Option
Handle Option

Description

- Standard with: Four (4) Black Glides
- Available with Contrasting Upholstery ([See Details](#))
- Optional Four (4) Black Casters; Must Specify (CASTO), ([See Details](#))
- Optional Brown Leather Handle; Must Specify (OHNDL), ([See Details](#))

List Price/Grade	Yards	COM/1	2	3	4	5	6	7	8	9	10	L1	L2
Single Upholstery	1.50	\$ 664	745	816	883	985	1089	1236	1390	1570	1777	1183	1405
Contrasting Upholstery													
Primary	1.00	\$ 700	754	801	846	914	983	1081	1184	1304	1442	1046	1194
Accent	1.25	\$ 0	68	126	183	268	354	476	605	755	928	433	618

ROUND OTTOMAN 24"Dx18"H	840-2418RO	24	24	18	24.0	6.4
----------------------------	------------	----	----	----	------	-----



Shown with
Optional Handle

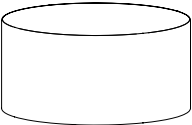
Must Specify (in this order):
Model #
Primary Upholstery
Accent Upholstery
Caster Option
Handle Option

Description

- Standard with: Six (6) Black Glides
- Available with Contrasting Upholstery ([See Details](#))
- Optional Six (6) Black Casters; Must Specify (CASTO), ([See Details](#))
- Optional Brown Leather Handle; Must Specify (OHNDL), ([See Details](#))

List Price/Grade	Yards	COM/1	2	3	4	5	6	7	8	9	10	L1	L2
Single Upholstery	2.00	\$ 887	995	1089	1179	1315	1453	1649	1855	2095	2371	1579	1875
Contrasting Upholstery													
Primary	1.00	\$ 899	953	1000	1045	1113	1182	1280	1383	1503	1641	1245	1393
Accent	1.25	\$ 0	68	126	183	268	354	476	605	755	928	433	618

ROUND OTTOMAN 36"Dx18"H	840-3618RO	36	36	18	40.0	13.9
----------------------------	------------	----	----	----	------	------




Must Specify (in this order):
Model #
Primary Upholstery
Accent Upholstery
Caster Option

Description

- Standard with: Six (6) Black Glides
- Available with Contrasting Upholstery ([See Details](#))
- Optional Six (6) Black Casters; Must Specify (CASTO), ([See Details](#))

List Price/Grade	Yards	COM/1	2	3	4	5	6	7	8	9	10	L1	L2
Single Upholstery	3.50	\$ 1367	1556	1721	1878	2116	2358	2701	3061	3481	3964	2578	3096
Contrasting Upholstery													
Primary	1.25	\$ 1379	1447	1505	1562	1647	1733	1855	1984	2134	2307	1812	1997
Accent	2.50	\$ 0	135	253	365	535	708	953	1210	1510	1855	865	1235

Item	Model No.	Chair Width	Chair Depth	Chair Height	Ship Wt	Cubic Ft	List Price
ROUND TABLE 18"Dx18"H	840-1818ROT	18	18	18	22.0	3.7	T\$ 673
							P\$ 823
							W\$ 907
							S\$ 2123



Must Specify (in this order):

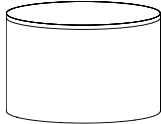
Model #
Surface Material
Top Color
Upholstery
Caster Option

Description

- Standard with: ¾" Thick Top Surface and Four (4) Black Glides
- Top Surface Available in TFL (T), HPL (P), Veneer (W), or Solid Surface (S); [See Top Surface Details](#)
- Optional Four (4) Black Casters; Must Specify (CASTO), ([See Details](#))
- Add Upholstery Grade Pricing to Top Material Price

Add List Price/Grade	Yards	COM/1	2	3	4	5	6	7	8	9	10	L1	L2
Single Upholstery	1.25	\$ 0	68	126	183	268	354	476	605	755	928	433	618

ROUND TABLE 24"Dx18"H	840-2418ROT	24	24	18	36.0	6.4	T\$ 896
							P\$ 1040
							W\$ 1113
							S\$ 2825



Must Specify (in this order):

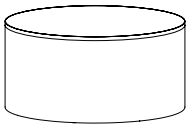
Model #
Surface Material
Top Color
Upholstery
Caster Option

Description

- Standard with: ¾" Thick Top Surface and Six (6) Black Glides
- Top Surface Available in TFL (T), HPL (P), Veneer (W), or Solid Surface (S); [See Top Surface Details](#)
- Optional Six (6) Black Casters; Must Specify (CASTO), ([See Details](#))
- Add Upholstery Grade Pricing to Top Material Price

Add List Price/Grade	Yards	COM/1	2	3	4	5	6	7	8	9	10	L1	L2
Single Upholstery	1.25	\$ 0	68	126	183	268	354	476	605	755	928	433	618

ROUND TABLE 36"Dx18"H	840-3618ROT	36	36	18	60.0	13.9	T\$ 1335
							P\$ 1530
							W\$ 1549
							S\$ 5724



Must Specify (in this order):

Model #
Surface Material
Top Color
Upholstery
Caster Option

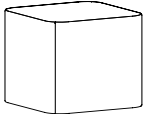
Description

- Standard with: ¾" Thick Top Surface and Six (6) Black Glides
- Top Surface Available in TFL (T), HPL (P), Veneer (W), or Solid Surface (S); [See Top Surface Details](#)
- Optional Six (6) Black Casters; Must Specify (CASTO), ([See Details](#))
- Add Upholstery Grade Pricing to Top Material Price

Add List Price/Grade	Yards	COM/1	2	3	4	5	6	7	8	9	10	L1	L2
Single Upholstery	2.50	\$ 0	135	253	365	535	708	953	1210	1510	1855	865	1235

For ordering options, [see overview at the beginning of this section.](#)

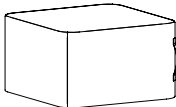
Item	Model No.	Chair Width	Chair Depth	Chair Height	Ship Wt	Cubic Ft
SOFT SQUARE OTTOMAN 18"Dx15"H	840-1815SO	18	18	15	19.0	3.7



Must Specify (in this order):
Model #
Primary Upholstery
Accent Upholstery
Caster Option
Handle Option

Description															
<ul style="list-style-type: none">Standard with: Four (4) Black GlidesAvailable with Contrasting Upholstery (See Details)Optional Four (4) Black Casters; Must Specify (CASTO), (See Details)Optional Brown Leather Handle; Must Specify (OHNDL), (See Details)															
List Price/Grade	Yards	COM/1	2	3	4	5	6	7	8	9	10	L1	L2		
Single Upholstery	1.75	\$ 712	807	889	968	1087	1207	1379	1559	1769	2011	1318	1577		
Contrasting Upholstery															
Primary	1.00	\$ 736	790	837	882	950	1019	1117	1220	1340	1478	1082	1230		
Accent	1.25	\$ 0	68	126	183	268	354	476	605	755	928	433	618		

SOFT SQUARE OTTOMAN 24"Dx15"H	840-2415SO	24	24	15	33.0	6.4
----------------------------------	------------	----	----	----	------	-----

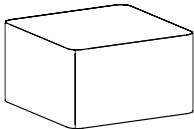


Shown with
Optional Handle

Must Specify (in this order):
Model #
Primary Upholstery
Accent Upholstery
Caster Option
Handle Option

Description															
<ul style="list-style-type: none">Standard with: Six (6) Black GlidesAvailable with Contrasting Upholstery (See Details)Optional Six (6) Black Casters; Must Specify (CASTO), (See Details)Optional Brown Leather Handle; Must Specify (OHNDL), (See Details)															
List Price/Grade	Yards	COM/1	2	3	4	5	6	7	8	9	10	L1	L2		
Single Upholstery	2.25	\$ 914	1036	1141	1243	1396	1551	1771	2003	2273	2584	1693	2026		
Contrasting Upholstery															
Primary	1.00	\$ 926	980	1027	1072	1140	1209	1307	1410	1530	1668	1272	1420		
Accent	1.50	\$ 0	81	152	219	321	425	572	726	906	1113	519	741		

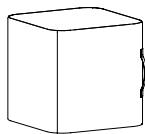
SOFT SQUARE OTTOMAN 36"Dx15"H	840-3615SO	36	36	15	61.0	13.9
----------------------------------	------------	----	----	----	------	------



Must Specify (in this order):
Model #
Primary Upholstery
Accent Upholstery
Caster Option

Description															
<ul style="list-style-type: none">Standard with: Six (6) Black GlidesAvailable with Contrasting Upholstery (See Details)Optional Six (6) Black Casters; Must Specify (CASTO), (See Details)															
List Price/Grade	Yards	COM/1	2	3	4	5	6	7	8	9	10	L1	L2		
Single Upholstery	3.25	\$ 1383	1559	1711	1858	2079	2303	2621	2956	3346	3795	2508	2989		
Contrasting Upholstery															
Primary	1.25	\$ 1395	1463	1521	1578	1663	1749	1871	2000	2150	2323	1828	2013		
Accent	2.25	\$ 0	122	227	329	482	637	857	1089	1359	1670	779	1112		

Item	Model No.	Chair Width	Chair Depth	Chair Height	Ship Wt	Cubic Ft
SOFT SQUARE OTTOMAN 18"Dx18"H	840-1818SO	18	18	18	19.0	3.7



Shown with
Optional Handle

Description

- Standard with: Four (4) Black Glides
- Available with Contrasting Upholstery ([See Details](#))
- Optional Four (4) Black Casters; Must Specify (CASTO), ([See Details](#))
- Optional Brown Leather Handle; Must Specify (OHNDL), ([See Details](#))

Must Specify (in this order):

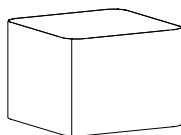
Model #
Primary Upholstery
Accent Upholstery
Caster Option
Handle Option

List Price/Grade	Yards	COM/1	2	3	4	5	6	7	8	9	10	L1	L2
Single Upholstery	1.75 \$	718	813	895	974	1093	1213	1385	1565	1775	2017	1324	1583
Contrasting Upholstery													
Primary	1.00 \$	742	796	843	888	956	1025	1123	1226	1346	1484	1088	1236
Accent	1.25 \$	0	68	126	183	268	354	476	605	755	928	433	618

SOFT SQUARE OTTOMAN 24"Dx18"H

840-2418SO

24 24 18 33.0 6.4



Must Specify (in this order):

Model #
Primary Upholstery
Accent Upholstery
Caster Option
Handle Option

Description

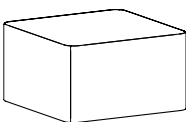
- Standard with: Six (6) Black Glides
- Available with Contrasting Upholstery ([See Details](#))
- Optional Six (6) Black Casters; Must Specify (CASTO), ([See Details](#))
- Optional Brown Leather Handle; Must Specify (OHNDL), ([See Details](#))

List Price/Grade	Yards	COM/1	2	3	4	5	6	7	8	9	10	L1	L2
Single Upholstery	2.25 \$	931	1053	1158	1260	1413	1568	1788	2020	2290	2601	1710	2043
Contrasting Upholstery													
Primary	1.00 \$	943	997	1044	1089	1157	1226	1324	1427	1547	1685	1289	1437
Accent	1.50 \$	0	81	152	219	321	425	572	726	906	1113	519	741

SOFT SQUARE OTTOMAN 36"Dx18"H

840-3618SO

36 36 18 61.0 13.9



Must Specify (in this order):

Model #
Primary Upholstery
Accent Upholstery
Caster Option

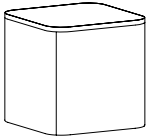
Description

- Standard with: Six (6) Black Glides
- Available with Contrasting Upholstery ([See Details](#))
- Optional Six (6) Black Casters; Must Specify (CASTO), ([See Details](#))

List Price/Grade	Yards	COM/1	2	3	4	5	6	7	8	9	10	L1	L2
Single Upholstery	3.50 \$	1458	1647	1812	1969	2207	2449	2792	3152	3572	4055	2669	3187
Contrasting Upholstery													
Primary	1.00 \$	1470	1538	1596	1653	1738	1824	1946	2075	2225	2398	1903	2088
Accent	2.50 \$	0	135	253	365	535	708	953	1210	1510	1855	865	1235

For ordering options, [see overview at the beginning of this section.](#)

Item	Model No.	Chair Width	Chair Depth	Chair Height	Ship Wt	Cubic Ft	List Price
SOFT SQUARE TABLE 18"Dx18"H	840-1818SOT	18	18	18	25.0	3.7	T\$ 686 P\$ 838 W\$ 925 S\$ 2135



Must Specify (in this order):

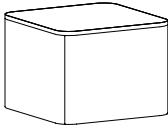
Model #
Surface Material
Top Color
Upholstery
Caster Option

Description

- Standard with: ¾" Thick Top Surface and Four (4) Black Glides
- Top Surface Available in TFL (T), HPL (P), Veneer (W), or Solid Surface (S); [See Top Surface Details](#)
- Optional Four (4) Black Casters; Must Specify (CASTO), ([See Details](#))
- Add Upholstery Grade Pricing to Top Material Price

List Price/Grade	Yards	COM/1	2	3	4	5	6	7	8	9	10	L1	L2
Single Upholstery	1.25	\$ 0	68	126	183	268	354	476	605	755	928	433	618

SOFT SQUARE TABLE 24"Dx18"H	840-2418SOT	24	24	18	44.0	6.4	T\$ 879 P\$ 1024 W\$ 1102 S\$ 2806
--------------------------------	-------------	----	----	----	------	-----	---



Must Specify (in this order):

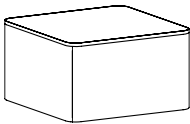
Model #
Surface Material
Top Color
Upholstery
Caster Option

Description

- Standard with: ¾" Thick Top Surface and Six (6) Black Glides
- Top Surface Available in TFL (T), HPL (P), Veneer (W), or Solid Surface (S); [See Top Surface Details](#)
- Optional Six (6) Black Casters; Must Specify (CASTO), ([See Details](#))
- Add Upholstery Grade Pricing to Top Material Price

List Price/Grade	Yards	COM/1	2	3	4	5	6	7	8	9	10	L1	L2
Single Upholstery	1.50	\$ 0	81	152	219	321	425	572	726	906	1113	519	741

SOFT SQUARE TABLE 36"Dx18"H	840-3618SOT	36	36	18	83.0	13.9	T\$ 1360 P\$ 1557 W\$ 1582 S\$ 5747
--------------------------------	-------------	----	----	----	------	------	--



Must Specify (in this order):

Model #
Surface Material
Top Color
Upholstery
Caster Option

Description


- Standard with: ¾" Thick Top Surface and Six (6) Black Glides
- Top Surface Available in TFL (T), HPL (P), Veneer (W), or Solid Surface (S); [See Top Surface Details](#)
- Optional Six (6) Black Casters; Must Specify (CASTO), ([See Details](#))
- Add Upholstery Grade Pricing to Top Material Price

List Price/Grade	Yards	COM/1	2	3	4	5	6	7	8	9	10	L1	L2
Single Upholstery	2.50	\$ 0	135	253	365	535	708	1855	1210	1510	1855	865	1235

Plush Lounge seamlessly brings together the endurance needed for commercial spaces with the relaxed comforts of home. Introducing a smart range of freestanding and modular seating components, along with coordinating tables, that provide the flexibility and comfort needed in today's ever-changing environments.

CONSTRUCTION

- Exposed wood parts are kiln-dried hardwoods, selected from the highest grades of plain sliced hardwood veneers and are free of spirits, discoloration, pits, shakes, and wormholes
- Joints are mortised and tenoned, screwed, and glued for maximum strength and durability
- High Grade Polyurethane Foam in the seat, back, and arms
- Maple Wood Legs are 2"Wx2½"Dx6"H; Metal Legs are 2"Wx2"Dx6"H
- Lounge units and tables are connect using pre-installed metal ganging brackets (unless otherwise noted)
- Non-marring adjustable nylon glides included in each leg at floor level
- Table tops are ¾" thick and feature a vertical square profiled edge



- Seating units rated for users up to 275lbs per seat
- Ships fully assembled

HOW TO ORDER EXAMPLES

UPHOLSTERED MODELS

Model No.	Description	Example
620	Primary Upholstery	CF Stinson Velocity Pewter
	Accent Upholstery	CF Stinson Ace Driftwood
	Leg	ICON
	Leg Finish	BW
	Plinth Accent Trim	PLINTH
	Plinth Color	ORW
	Power	ECSL


TABLES

620-2433GET	Top Material	W
	Finish/Color	ORW
	Cabinet Accent	CASUS
	Leg	PLALUM
	Leg Finish	-
	Plinth Attachment	PLINTH ATTACHMENT
	Power Location	C
	Power	01-DUOBEZELS

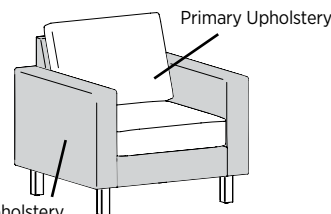
UPHOLSTERY OPTIONS

Available in single or contrasting upholsteries in a wide variety of graded-in or contract options, including fabric, vinyl, and leather.

Single Upholstery



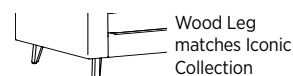
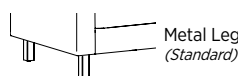
Contrasting Upholstery



SEATING AND TABLE LEG OPTIONS

Plush seating and tables are standard with Black or Aluminum Metal legs. Optional Wood Leg matches our Iconic Caseloads Collection. Must Specify Leg and Color.

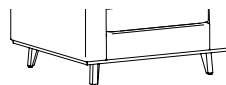
PLBLK	Black Metal Leg	STD
PLALUM	Aluminum Metal Leg	STD
ICON	Four (4) Wood Legs (<i>Matches the Iconic Collection</i>)	\$ 344
	Two (2) Wood Legs (<i>Matches the Iconic Collection</i>)	\$ 172
	One (1) Wood Leg (<i>Matches the Iconic Collection</i>)	\$ 86



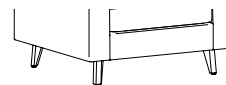
PLINTH ACCENT TRIM OPTIONS

Plinth Accent Trim is available with Metal or Wood Leg.

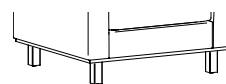
NONE	No Wood Plinth	Standard
PLINTH	Wood Plinth	\$ 322



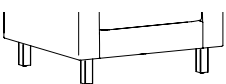
With Plinth Accent Trim and Wood Legs



Without Plinth Accent Trim and Wood Legs



With Plinth Accent Trim and Metal Legs



Without Plinth Accent Trim and Metal Legs

LEG AND PLINTH WOOD FINISHES

Indiana Furniture uses a multi-step, hand finishing process on all exposed wood. Legs and plinth trim feature a catalyzed varnish finish which offers durability, lasting beauty, and resistance to normal wear.

Chairs available with contrasting leg and plinth colors.

AW	Artisan Walnut	MW	Mahogany Walnut
AS	Asian Night	MAS	Mesa Sunset*
BW	Beigewood*	MTS	Metropolis Sky
BL	Black	MNR	Midnight Run
CO	Columbian Walnut	NTM	Natural Marrone*
DC	Dark Cherry	ORW	Oak Riftwood*
DFW	Dark Forest Walnut*	PNW	Pinnacle Walnut
WH	Designer White	PTK	Portico Teak*
EF	Espresso	RC	River Cherry*
FO	Fawn Oak*	SCH	Select Cherry
FLW	Florence Walnut*	SPW	Sepia Walnut*
GC	Golden Cherry	SKC	Shaker Cherry
HVM	Harvest Maple	SBP	Smoky Brown Pear*
HW	Harvest Walnut	TK	Studio Teak
HNW	Henna Walnut	SM	Sugar Maple
KHE	Kirsche	WTA	Weathered Ash*
LW	Legacy Walnut	WNB	White Nebbia
		WC	Williamsburg Cherry

*Finish is Low Sheen

VEENER TABLES WITH VENEER (W) OR HPL (P) TOP OPTIONS

Veneer tables feature UVAdvantage, an ultra-violet finish, on all exposed surfaces by utilizing roll-coat UV technology.

Veneer tables available with Veneer (W) or HPL (P) Top. Must specify Top Material and Finish Color. Tables are available with contrasting chassis and leg colors.

AW	Artisan Walnut	MW	Mahogany Walnut
AS	Asian Night [^]	MAS	Mesa Sunset [*]
CO	Columbian Walnut [^]	MTS	Metropolis Sky
DC	Dark Cherry	ORW	Oak Riftwood ^{*,^}
DFW	Dark Forest Walnut	PNW	Pinnacle Walnut [^]
EW	Espresso [^]	SCH	Select Cherry
FO	Fawn Oak [*]	SKC	Shaker Cherry [^]
GC	Golden Cherry	SM	Sugar Maple [^]
HW	Harvest Walnut	WTA	Weathered Ash ^{*,^}
HNW	Henna Walnut	WC	Williamsburg Cherry [^]
LW	Legacy Walnut		

^{*}Finish is Low Sheen [^]HPL Color Top Options with Veneer Tables

TFL TABLES WITH TFL (T) OR HPL (P) TOP OPTIONS

TFL tables available with TFL (T) or HPL (P) Top. Must specify Top Material and Color.

WOODGRAIN

AS	Asian Night	PNW	Pinnacle Walnut
BW	Beigewood	PTK	Portico Teak
CO	Columbian Walnut	RC	River Cherry
EF	Espresso	SKC	Shaker Cherry
FLW	Florence Walnut	SCH	Select Cherry
GC	Golden Cherry	SPW	Sepia Walnut
HVM	Harvest Maple	SBP	Smoky Brown Pear
KHE	Kirsche	TK	Studio Teak
MW	Mahogany Walnut	SM	Sugar Maple
MNR	Midnight Run	WTA	Weathered Ash
NTM	Natural Marrone	WNB	White Nebbia
ORW	Oak Riftwood	WC	Williamsburg Cherry

SOLID

BL	Black	WH	Designer White
----	-------	----	----------------

INTERIOR CABINET TABLE ACCENT HPL (P) OPTIONS

Select Veneer tables feature an optional interior HPL accent color. See specific veneer tables for details.

CABL	Black	CAFK	First Kiss
CABSH	Blush	CASG	Slate Grey
CAWH	Designer White	CASV	Summer Vacation
CAFHG	Fashion Grey	CASUS	Surfin USA



Black



Blush



Designer White



Fashion Grey



First Kiss



Slate Grey



Summer Vacation



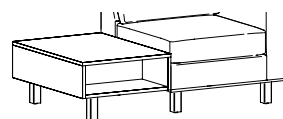
Surfin USA

TABLE CONNECTION

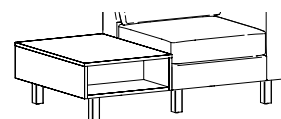
The ganging construction will vary based on the connection of table to chairs with the Plinth Accent Trim option. Please specify Plinth Attachment when ganging tables with Plush Seating units that have the Plinth Accent Trim option.

NO PLINTH ATTACHMENT Ganging Table to Seat without Plinth

PLINTH ATTACHMENT Ganging Table to Seat with Plinth



With Plinth

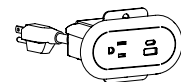


Without Plinth

SEATING AND OTTOMAN POWER OPTIONS

Note: Specified as if you are standing, looking at the chair.

Power locations for two arm models are 9" up from glide and 10" in from the outside of the arm. For one arm models, the power is located 9" up from glide and 4 3/4" from the side without an arm and 10" in from the outside of the arm.



1 Electrical Power and One (1) USB A+C Outlets

Seating Units and 26" Ottoman: Locations + Colors

KSTSL	Kia Power - Left Port, Storm	\$	1007
KSTSR	Kia Power - Right Port, Storm	\$	1007
KSTSLR	Kia Power - Left & Right Port, Storm	\$	2014
KBSL	Kia Power - Left Port, Black	\$	1007
KBSR	Kia Power - Right Port, Black	\$	1007
KBSLR	Kia Power - Left & Right Port, Black	\$	2014

31"x33" Ottoman Units: Locations + Colors

Power locations are specified based on the application and are available on one side in two locations. When specified, the power will be located 9" up from glide and 4 3/4" from the outside of the unit.


KBL33	Black, Left on 33" Side	\$	1007
KBR33	Black, Right on 33" Side	\$	1007
KBLR33	Black, Left and Right on 33" Side	\$	2014
KSL33	Storm, Left on 33" Side	\$	1007
KSR33	Storm, Right on 33" Side	\$	1007
KSLR33	Storm, Left and Right on 33" Side	\$	2014
KBL31	Black, Left on 31" Side	\$	1007
KBR31	Black, Right on 31" Side	\$	1007
KBLR31	Black, Left and Right on 31" Side	\$	2014
KSL31	Storm, Left on 31" Side	\$	1007
KSR31	Storm, Right on 31" Side	\$	1007
KSLR31	Storm, Left and Right on 31" Side	\$	2014

See next page for the location guide.


SEATING AND OTTOMAN LOCATION GUIDE FOR POWER OPTIONS

Seating and 26" Ottoman Locations

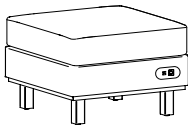
Club Chair shown with Power on Left



Club Chair shown with Power on Left and Right

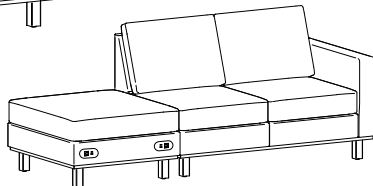
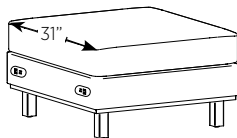


26" Ottoman Shown with Power on Right



31"x33" Ottoman Locations

Specify power on the 31" side if placing the ottoman to the side of a single, two, or three seat unit.



Specify power on the 33" side if placing the ottoman in front of a single, two, or three seat unit.

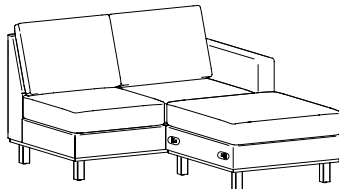
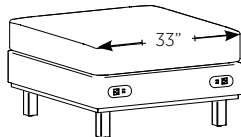




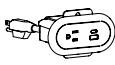
TABLE POWER OPTIONS

Power Options + Locations: Specify the grommet, power, and location. [See units for more details.](#)


Grommet	<i>Specify</i>		\$ 54
Black	GBR60		
Silver	GSR60		

D150 Wireless Charger			\$ 418
Wireless & Three (3) USB Ports			
Black	01-DOCK150B		
White	01-DOCK150W		

D950 Wireless & USB Charger			\$ 274
Wireless Charging			
Black	01-DOCK950B		
White	01-DOCK950W		

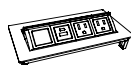
Kia Power			\$ 1007
One (1) Electrical Power and one (1) USB A+C Outlets			
Black	01-KIAB		
Storm	01-KIAS		

DUOBEZEL			\$ 697
Two (2) Electrical Power and Two (2) USB Outlets			
Black	01-DUOBEZELB		
White	01-DUOBEZELS		
Silver	01-DUOBEZELW		

TRIOBEZEL			\$ 749
Three (3) Electrical Power, Two (2) USB Outlets, and One (1) Open Data Port			
Black	01-TRIOBEZELB		
White	01-TRIOBEZELS		
Silver	01-TRIOBEZELW		

Open Port Options for TRIOBEZEL

VGA Data Port	01-LCOMVGA	\$ 125
HDMI Data Port (Open Market Only)	01-LCOMHDMI	\$ 171
RJ45 Data Port	01-LCOMRJ45	\$ 82

DPORT4			\$ 1129
Two (2) USB Outlets, and Two (2) Open Data Port			

Aluminum	01-DPORT4A		
Black	01-DPORT4B		

Port Options for DPORTS

USB Port	01-USBPORT	\$ 166
Voice Coupler	01-VOICE1	\$ 75
Data Port	01-RJ4DATA	\$ 173

TABLE POWER LOCATIONS

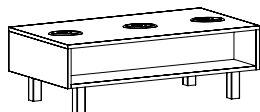
NONE	None	LC	Left and Centered
C	Centered	RC	Right and Centered
R	Right	LR	Left and Right
L	Left	LCR	Left, Right and Centered

See next page for locations options available on each table.

TABLE POWER LOCATIONS

Models

620-2445CT 620-2445CTT



Cocktail Table Shown with Metal Leg and Three TRIOBEZEL on Left and Right and Center

L/R: 6" from ends and 12" from front

C: 22½" from ends and 12" from front

All power options available in Left, Right and Center.

Models

620-2433GET 620-2433GETT 620-2433GT 620-2433GTT



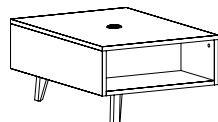
Ganging Inline Table Shown with DPORT4 on Center

L/R: 6" from ends and 16½" from front

C: 12" from ends and 16½" from front

Grommet, D950 Wireless Charger and D150 Wireless & USB Charger available on Left, Right and Center.

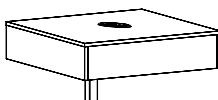
All other power options available on Center only.



Ganging End Table Shown with Wood Leg, Grommet and Double USB Sand Dollar on Center

Models

620-2424CGT 620-2424CGTT



Ganging Corner Table Shown with Metal Leg and TRIOBEZEL on Center


C: 16½" from edge

All power options available on Center only.


CERTIFICATIONS & COMPLIANCE

- CAL 117-2013 Compliance
- Intertek Sustainability Certified
- BIFMA level® Certified
- BIFMA Compliant® Certified
- TSCA Title VI (CARB) Compliance
- Contributes to LEED®, Green Globes®, and WELL® Sustainable Programs

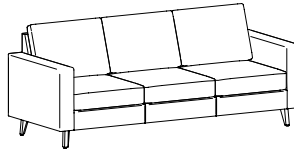





Club Chair:
620
[\(See Details\)](#)




Settee:
6202
[\(See Details\)](#)



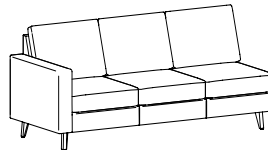
Sofa:
6203
[\(See Details\)](#)




Club Chair, 1 Arm:
620R (Right)
620L (Left)
[\(See Details\)](#)



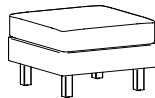
Settee, 1 Arm:
6202R (Right)
6202L (Left)
[\(See Details\)](#)



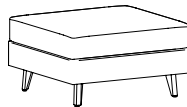
Sofa, 1 Arm:
6203R (Right)
6203L (Left)
[\(See Details\)](#)



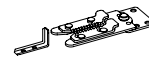
Corner Unit:
620-90C
[\(See Details\)](#)



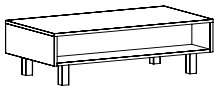
Ottoman:
620-2626OT
[\(See Details\)](#)



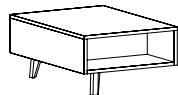
Ottoman:
620-3133OT
[\(See Details\)](#)



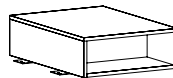
Ganging Bracket:
620-000GB
[\(See Details\)](#)



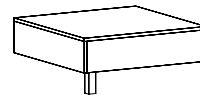
Cocktail Table:
620-2445CT (Veneer)
620-2445CTT (TFL)
[\(See Details\)](#)



Ganging End Table:
620-2433GET (Veneer)
620-2433GETT (TFL)
[\(See Details\)](#)


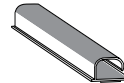
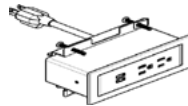
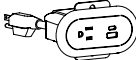
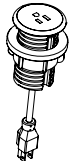


Ganging Inline Table:
620-2433GT (Veneer)
620-2433GETT (TFL)
[\(See Details\)](#)



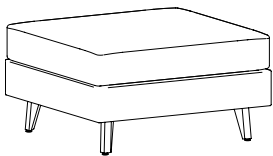
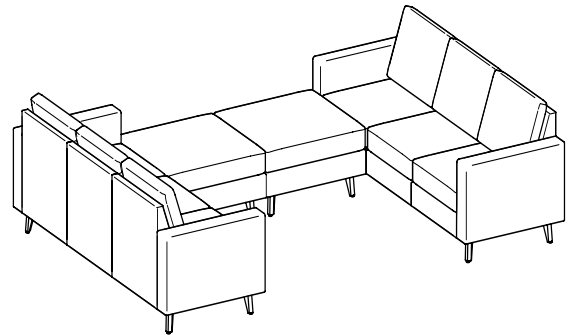



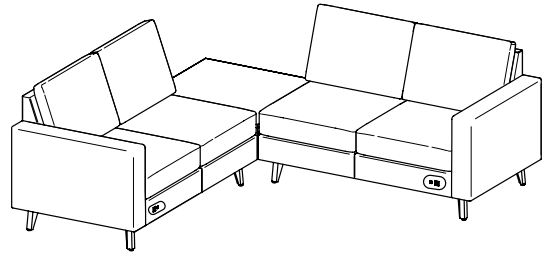
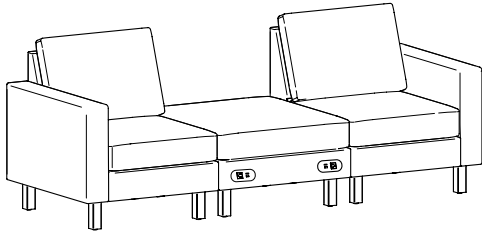
Ganging Corner Table:
620-3333CGT (Veneer)
620-3333CGTT (TFL)
[\(See Details\)](#)

[Wire Management, Power/Data + Accessories](#)



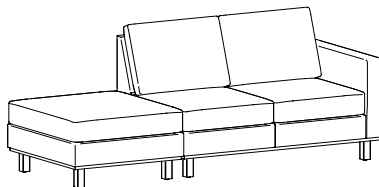
Make any Plush Lounge a little more stylish, cozier, and the overall a little brighter. Enhance your space with new Cush Pillows. Available in multiple shapes and sizes, and with or without piping, to bring the comforts of home or add sophistication to any space. [Visit our website for more details.](#)

Be inspired to personalize Cush and Plush with our broad range of graded-in and contract upholsteries.




620-3133OT: Ottoman Project Ideas

Set the 31"x33" ottoman to the side of a single, two or three seat unit and match the depth of the arm or set it in front of a corner or one arm unit and it matches the seat and arm width to create a chaise lounge application.

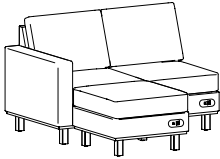


Ottoman matches depth of unit



Ottoman matches seat width to
create a chaise lounge


Item	Model No.	Width	Depth	Height	Ship Wt	Cubic Ft	List Price
SETTEE + OTTOMAN	620-9	57¼	59½	36	140	62.9	\$ 6067



CONSISTS OF:	QTY		
6202L	1	Settee, 1 Arm, Left Shown with Metal Legs, Optional KSTFR Right Power Port	\$ 4565
620-2626OT	1	26" Ottoman Shown with Metal Legs, Optional KSTFR Right Power Port	\$ 1502

Products are available as left or right and with other features, where applicable
Grade 1 with standard metal leg pricing
List prices do not include optional power ports

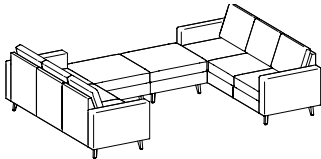
L SHAPED	620-10	90½	90½	36	287	111.1	W/P\$ 10544
----------	--------	-----	-----	----	-----	-------	-------------



CONSISTS OF:	QTY		
6202L	1	Settee, 1 Arm, Left Shown with Optional Wood Legs and KSTFL Left Power Port	\$ 4565
620-3333CGT	1	Corner Table, Veneer	W/P\$ 2249
6202R	1	Settee, 1 Arm, Right Shown with Optional Wood Legs and KSTFR Right Power Port	\$ 4565

Products are available as left or right and with other features, where applicable
Grade 1 with standard metal leg pricing
List prices do not include optional wood leg or power ports

U GROUP	620-11	88¼	133	36	380	166.2	\$ 17483
---------	--------	-----	-----	----	-----	-------	----------




CONSISTS OF:	QTY		
6203	1	Sofa Shown with Optional Wood Legs and KSTFR Right Power Port	\$ 6835
620-3133OT	1	31"x33" Ottoman Shown with Optional Wood Legs and KSTR33 Right Power Port	\$ 1855
620-3133OT	1	31"x33" Ottoman Shown with Optional Wood Legs and KSTL33 Left Power Port	\$ 1855
620-000GB	1	Ganging Bracket Kit; Optional (Used to Connect Ottomans Together)	\$ 103
6203	1	Sofa Shown with Optional Wood Legs and KSTFL Left Power Port	\$ 6835

Products are available as left or right and with other features, where applicable
Grade 1 with standard metal leg pricing
List prices do not include optional wood leg or power ports

T = TFL P = HPL W = Veneer

For ordering options, [see overview at the beginning of this section.](#)

Item	Model No.	Chair Width	Chair Depth	Chair Height	Seat Width	Seat Depth	Seat Height	Arm Height	Ship Wt	Cubic Ft
CLUB CHAIR	620	36¼	33¼	36	26	21	18½	26	90	29.3



Shown with Metal Leg and Plinth Accent Trim

Must Specify (in this order):


Model #
Primary Upholstery
Accent Upholstery
Leg
Leg Finish
Plinth Accent
Plinth Accent Finish
Power

Description

- Standard with: Left and Right Arm and Metal Legs
- Available with Contrasting Upholstery ([See Details](#))
- Optional Plinth Accent Trim and Wood Legs Available in Contrasting Finishes
- Optional Wood Leg ([See Finish Options](#)), Plinth Accent ([See Plinth Options](#)) and Power ([See Seating Power Options](#))

List Price/Grade	Yards	COM/1	2	3	4	5	6	7	8	9	10	L1	L2
Single Upholstery	6.25	\$ 3382	3720	4013	4295	4720	5151	5763	6407	7157	8020	5545	6470
Contrasting Upholstery													
Primary	2.50	3418	3553	3671	3783	3953	4126	4371	4628	4928	5273	4283	4653
Accent	4.50	0	243	455	657	963	1274	1715	2178	2718	3339	1557	2223

SETTEE	6202	62¼	33¼	36	52	21	18½	26	120	50.8
--------	------	-----	-----	----	----	----	-----	----	-----	------



Shown with Wood Leg

Must Specify (in this order):

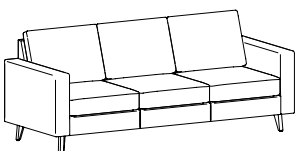
Model #
Primary Upholstery
Accent Upholstery
Leg
Leg Finish
Plinth Accent
Plinth Accent Finish
Power

Description

- Standard with: Left and Right Arm and Metal Legs
- Available with Contrasting Upholstery ([See Details](#))
- Optional Plinth Accent Trim and Wood Legs Available in Contrasting Finishes
- Optional Wood Leg ([See Finish Options](#)), Plinth Accent ([See Plinth Options](#)) and Power ([See Seating Power Options](#))

List Price/Grade	Yards	COM/1	2	3	4	5	6	7	8	9	10	L1	L2
Single Upholstery	9.25	\$ 5050	5550	5984	6401	7030	7668	8574	9527	10637	11914	8251	9620
Contrasting Upholstery													
Primary	4.00	5086	5302	5490	5670	5942	6218	6610	7022	7502	8054	6470	7062
Accent	6.00	0	324	606	876	1284	1698	2286	2904	3624	4452	2076	2964

SOFA	6203	88¼	33¼	36	78	21	18½	26	150	70.1
------	------	-----	-----	----	----	----	-----	----	-----	------



Shown with Wood Leg

Must Specify (in this order):

Model #
Primary Upholstery
Accent Upholstery
Leg
Leg Finish
Plinth Accent
Plinth Accent Finish
Power

Description

- Standard with: Left and Right Arm and Metal Legs
- Available with Contrasting Upholstery ([See Details](#))
- Optional Plinth Accent Trim and Wood Legs Available in Contrasting Finishes
- Optional Wood Leg ([See Finish Options](#)), Plinth Accent ([See Plinth Options](#)) and Power ([See Seating Power Options](#))

List Price/Grade	Yards	COM/1	2	3	4	5	6	7	8	9	10	L1	L2
Single Upholstery	12.00	\$ 6835	7483	8047	8587	9403	10231	11407	12643	14083	15739	10987	12763
Contrasting Upholstery													
Primary	6.25	6919	7257	7550	7832	8257	8688	9300	9944	10694	11557	9082	10007
Accent	7.50	0	405	758	1095	1605	2123	2858	3630	4530	5565	2595	3705

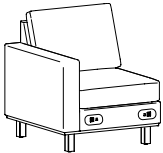



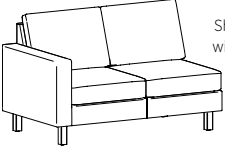

Optional Wood Leg



Optional Plinth Accent Trim

For ordering options, [see overview at the beginning of this section.](#)

Item	Model No.		Chair Width	Chair Depth	Chair Height	Seat Width	Seat Depth	Seat Height	Arm Height	Ship Wt	Cubic Ft																																																																						
CLUB CHAIR, 1 ARM	Left	Right																																																																															
	620L	620R	31¼	33¼	36	26	21	18½	26	80	29.3																																																																						
<div><div><p>Shown as Left with Metal Leg, Plinth Accent Trim, Power in Left and Right Locations</p></div><div><p>Shown as Right with Wood Leg</p></div><div><p>Description</p><ul style="list-style-type: none">• Standard with: Left or Right Arm, Metal Legs, and Ganging Brackets Installed on Connecting Side• Available with Contrasting Upholstery (See Details)• Optional Plinth Accent Trim and Wood Legs Available in Contrasting Finish Colors• Optional Wood Leg (See Finish Options), Plinth Accent (See Plinth Options) and Power (See Seating Power Options)</div></div>																																																																																	
<table><tr><th>List Price/Grade</th><th>Yards</th><th>COM/1</th><th>2</th><th>3</th><th>4</th><th>5</th><th>6</th><th>7</th><th>8</th><th>9</th><th>10</th><th>L1</th><th>L2</th></tr><tr><td>Single Upholstery</td><td>5.00</td><td>\$ 2770</td><td>3040</td><td>3275</td><td>3500</td><td>3840</td><td>4185</td><td>4675</td><td>5190</td><td>5790</td><td>6480</td><td>4500</td><td>5240</td></tr><tr><td>Contrasting Upholstery</td><td></td><td></td><td></td><td></td><td></td><td></td><td></td><td></td><td></td><td></td><td></td><td></td><td></td></tr><tr><td>Primary</td><td>2.50</td><td>2818</td><td>2953</td><td>3071</td><td>3183</td><td>3353</td><td>3526</td><td>3771</td><td>4028</td><td>4328</td><td>4673</td><td>3683</td><td>4053</td></tr><tr><td>Accent</td><td>3.50</td><td>0</td><td>189</td><td>354</td><td>511</td><td>749</td><td>991</td><td>1334</td><td>1694</td><td>2114</td><td>2597</td><td>1211</td><td>1729</td></tr></table>												List Price/Grade	Yards	COM/1	2	3	4	5	6	7	8	9	10	L1	L2	Single Upholstery	5.00	\$ 2770	3040	3275	3500	3840	4185	4675	5190	5790	6480	4500	5240	Contrasting Upholstery														Primary	2.50	2818	2953	3071	3183	3353	3526	3771	4028	4328	4673	3683	4053	Accent	3.50	0	189	354	511	749	991	1334	1694	2114	2597	1211	1729
List Price/Grade	Yards	COM/1	2	3	4	5	6	7	8	9	10	L1	L2																																																																				
Single Upholstery	5.00	\$ 2770	3040	3275	3500	3840	4185	4675	5190	5790	6480	4500	5240																																																																				
Contrasting Upholstery																																																																																	
Primary	2.50	2818	2953	3071	3183	3353	3526	3771	4028	4328	4673	3683	4053																																																																				
Accent	3.50	0	189	354	511	749	991	1334	1694	2114	2597	1211	1729																																																																				
<p><u>Must Specify (in this order):</u></p> <p>Model #</p> <p>Primary Upholstery</p> <p>Accent Upholstery</p> <p>Leg</p> <p>Leg Finish</p> <p>Plinth Accent</p> <p>Plinth Accent Finish</p> <p>Power</p>																																																																																	

SETTEE, 1 ARM	Left	Right																																																																																	
	6202L	6202R	57¼	33¼	36	52	21	18½	26	110	50.8																																																																								
 <p>Shown as Left with Metal Leg</p>  <p>Shown as Right with Wood Leg</p> <p>Description</p> <ul style="list-style-type: none"> Standard with: Left or Right Arm, Metal Legs, and Ganging Brackets Installed on Connecting Side Available with Contrasting Upholstery (See Details) Optional Plinth Accent Trim and Wood Legs Available in Contrasting Finish Colors Optional Wood Leg (See Finish Options), Plinth Accent (See Plinth Options) and Power (See Seating Power Options) 																																																																																			
<p>Must Specify (in this order):</p> <p>Model #</p> <p>Primary Upholstery</p> <p>Accent Upholstery</p> <p>Leg</p> <p>Leg Finish</p> <p>Plinth Accent</p> <p>Plinth Accent Finish</p> <p>Power</p>																																																																																			
<table> <tr> <th>List Price/Grade</th><th>Yards</th><th>COM/1</th><th>2</th><th>3</th><th>4</th><th>5</th><th>6</th><th>7</th><th>8</th><th>9</th><th>10</th><th>L1</th><th>L2</th></tr> <tr> <td>Single Upholstery</td><td>8.50</td><td>\$ 4565</td><td>5024</td><td>5424</td><td>5806</td><td>6384</td><td>6971</td><td>7804</td><td>8679</td><td>9699</td><td>10872</td><td>7506</td><td>8764</td></tr> <tr> <td>Contrasting Upholstery</td><td></td><td></td><td></td><td></td><td></td><td></td><td></td><td></td><td></td><td></td><td></td><td></td><td></td></tr> <tr> <td>Primary</td><td>4.00</td><td>4577</td><td>4793</td><td>4981</td><td>5161</td><td>5433</td><td>5709</td><td>6101</td><td>6513</td><td>6993</td><td>7545</td><td>5961</td><td>6553</td></tr> <tr> <td>Accent</td><td>4.75</td><td>0</td><td>257</td><td>480</td><td>694</td><td>1017</td><td>1344</td><td>1810</td><td>2299</td><td>2869</td><td>3525</td><td>1644</td><td>2347</td></tr> </table>														List Price/Grade	Yards	COM/1	2	3	4	5	6	7	8	9	10	L1	L2	Single Upholstery	8.50	\$ 4565	5024	5424	5806	6384	6971	7804	8679	9699	10872	7506	8764	Contrasting Upholstery														Primary	4.00	4577	4793	4981	5161	5433	5709	6101	6513	6993	7545	5961	6553	Accent	4.75	0	257	480	694	1017	1344	1810	2299	2869	3525	1644	2347
List Price/Grade	Yards	COM/1	2	3	4	5	6	7	8	9	10	L1	L2																																																																						
Single Upholstery	8.50	\$ 4565	5024	5424	5806	6384	6971	7804	8679	9699	10872	7506	8764																																																																						
Contrasting Upholstery																																																																																			
Primary	4.00	4577	4793	4981	5161	5433	5709	6101	6513	6993	7545	5961	6553																																																																						
Accent	4.75	0	257	480	694	1017	1344	1810	2299	2869	3525	1644	2347																																																																						



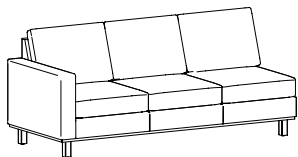
Optional Wood Leg



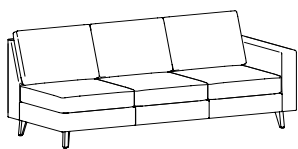
Optional Plinth Accent Trim

For ordering options, [see overview at the beginning of this section.](#)

Item	Model No.		Chair Width	Chair Depth	Chair Height	Seat Width	Seat Depth	Seat Height	Arm Height	Ship Wt	Cubic Ft
SOFA, 1 ARM	Left	Right									
	6203L	6203R	83¼	33¼	36	78	21	18½	26	140	70.1



Shown as Left with Metal Leg and Plinth Accent Trim



Shown as Right with Wood Leg

Description


- Standard with: Left or Right Arm, Metal Legs, and Ganging Brackets Installed on Connecting Side
- Available with Contrasting Upholstery ([See Details](#))
- Optional Plinth Accent Trim and Wood Legs Available in Contrasting Finish Colors
- Optional Wood Leg ([See Finish Options](#)), Plinth Accent ([See Plinth Options](#)) and Power ([See Seating Power Options](#))

List Price/Grade	Yards	COM/1	2	3	4	5	6	7	8	9	10	L1	L2
Single Upholstery	11.00	\$ 6329	6923	7440	7935	8683	9442	10520	11653	12973	14491	10135	11763
Contrasting Upholstery													
Primary	6.25	6389	6727	7020	7302	7727	8158	8770	9414	10164	11027	8552	9477
Accent	6.00	0	324	606	876	1284	1698	2286	2904	3624	4452	2076	2964

Must Specify (in this order):

Model #
Primary Upholstery
Accent Upholstery
Leg
Leg Finish
Plinth Accent
Plinth Accent Finish
Power

CORNER UNIT	620-90C	33¼	33¼	36	21	21	18½			80	29.3
-------------	---------	-----	-----	----	----	----	-----	--	--	----	------



Shown with Wood Leg and Plinth Accent Trim

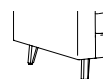
Description

- Standard with: Metal Legs and Ganging Brackets Installed on Both Connecting Sides
- Available with Contrasting Upholstery ([See Details](#))
- Due to Connecting Applications Power is Not Available on this Unit
- Optional Plinth Accent Trim and Wood Legs Available in Contrasting Finish Colors
- Optional Wood Leg ([See Finish Options](#)) and Plinth Accent ([See Plinth Options](#))

List Price/Grade	Yards	COM/1	2	3	4	5	6	7	8	9	10	L1	L2
Single Upholstery	6.50	\$ 3069	3420	3726	4018	4460	4909	5546	6215	6995	7892	5318	6280
Contrasting Upholstery													
Primary	3.25	3093	3269	3421	3568	3789	4013	4331	4666	5056	5505	4218	4699
Accent	3.75	0	203	379	548	803	1061	1429	1815	2265	2783	1298	1853

Must Specify (in this order):

Model #
Primary Upholstery
Accent Upholstery
Leg
Leg Finish
Plinth Accent
Plinth Accent Finish



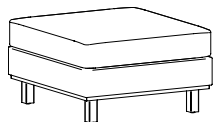
Optional Wood Leg



Optional Plinth Accent Trim

For ordering options, [see overview at the beginning of this section.](#)

Item	Model No.	Chair Width	Chair Depth	Chair Height	Seat Width	Seat Depth	Seat Height	Ship Wt	Cubic Ft
31"X33" OTTOMAN	620-3133OT	-	-	-	31¼	33¼	18½	-	40 13.0



Shown with Metal Leg and Plinth Accent Trim

Must Specify (in this order):

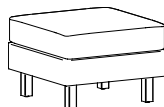
Model #
Primary Upholstery
Accent Upholstery
Ottoman Leg
Leg Finish
Plinth Accent
Plinth Accent Finish
Power

Description

- Standard with: Metal Legs and Ganging Brackets Included but Not Installed
- Available with Contrasting Upholstery ([See Details](#))
- Power Available on Either a 31" Side or a 33" Side
- Optional Plinth Accent Trim and Wood Legs Available in Contrasting Finish Colors
- Optional Wood Leg ([See Finish Options](#)), Plinth Accent ([See Plinth Options](#)) and Power ([See Seating Power Options](#))

List Price/Grade	Yards	COM/1	2	3	4	5	6	7	8	9	10	L1	L2
Single Upholstery	4.25	\$ 1855	2085	2284	2476	2765	3058	3474	3912	4422	5009	3326	3955
Contrasting Upholstery													
Primary	2.75	1855	2004	2133	2257	2444	2633	2903	3186	3516	3896	2807	3214
Accent	1.50	0	81	152	219	321	425	572	726	906	1113	519	741

26" OTTOMAN	620-2626OT	-	-	-	26	26	18½	-	30	12.1
-------------	------------	---	---	---	----	----	-----	---	----	------



Shown with Metal Leg

Must Specify (in this order):


Model #
Primary Upholstery
Accent Upholstery
Ottoman Leg
Leg Finish
Plinth Accent
Plinth Accent Finish
Power

Description

- Standard with: Metal Legs and Ganging Brackets Included but Not Installed
- Available with Contrasting Upholstery ([See Details](#))
- Power is Available in One Side of the Unit
- Optional Plinth Accent Trim and Wood Legs Available in Contrasting Finish Colors
- Optional Wood Leg ([See Finish Options](#)), Plinth Accent ([See Plinth Options](#)) and Power ([See Seating Power Options](#))

List Price/Grade	Yards	COM/1	2	3	4	5	6	7	8	9	10	L1	L2
Single Upholstery	2.50	\$ 1502	1637	1755	1867	2037	2210	2455	2712	3012	3357	2367	2737
Contrasting Upholstery													
Primary	1.75	1514	1609	1691	1770	1889	2009	2181	2361	2571	2813	2120	2379
Accent	1.00	0	54	101	146	214	283	381	484	604	742	346	494

Item	Model No.	W	D	H	Ship Wt	Cubic Ft	List Price
GANGING BRACKET KIT	620-000GB	4	4½	¾	6	0.3	\$ 103



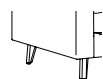
OPEN MARKET

Description

- Includes Two (2) Brackets For Connecting One (1) Seating Unit or Ottoman to Another Seating Unit with and without Plinth Accent Trim Option
- Ganging Brackets are Included on Some Models; See Individual Models.
- Not to be Used with Plush Tables

Must Specify (in this order):

Model #
Quantity




Optional Wood Leg



Optional Plinth Accent Trim

For ordering options, [see overview at the beginning of this section.](#)

Item	Model No.		W	D	H	Ship Wt	Cubic Ft	List Price
	620-2445CT	Veneer/HPL	45	24	15	77	9.4	W/P\$ 2273
	620-2445CTT	TFL HPL	45	24	15	77	9.4	T\$ 1389 P\$ 1516

Shown with Metal Leg

Must Specify (in this order):

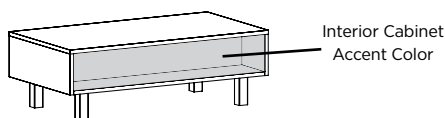
Model #
Top Material
Finish/Color
Cabinet Accent Color (Veneer Only)
Leg
Leg Finish/Color
Power Location
Power

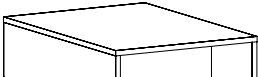
Description

- Standard with: Metal Legs
- Chassis Available in Veneer (W) or TFL (T)
- Top Available with Veneer (W), TFL (T) or HPL (P), Must Specify
- Primary Finish and Wood Legs Available in Contrasting Finish Colors; [See Color Options](#)
- 9"D Cubby Area on Both Sides of the Table
- Optional Cabinet Interior Accent Color on Veneer Tables Only; Must Specify Color, [See Color Options](#)
- Optional Wood Leg ([See Finish Options](#)) and Power ([See Table Power Options](#))

Veneer Table Cabinet Accent Option: Specify Color & Add

Interior Cabinet Table Accent - Available on Veneer Tables Only; [See Color Options](#) \$ 200



	620-2433GET	Veneer/HPL	33	24	15	59	6.9	W/P\$ 1958
	620-2433GETT	TFL HPL	33	24	15	59	6.9	T\$ 1253 P\$ 1369

Shown with Wood Leg

Must Specify (in this order):

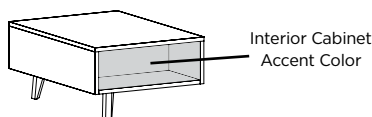
Model #
Top Material
Finish/Color
Cabinet Accent Color (Veneer Only)
Leg
Leg Finish/Color
Plinth Attachment
Power Location
Power

Description

- Standard with: Metal Legs and Ganging Brackets on Connecting Side
- Chassis Available in Veneer (W) or TFL (T)
- Top Available with Veneer (W), TFL (T) or HPL (P), Must Specify
- Primary Finish and Wood Legs Available in Contrasting Finish Colors; [See Color Options](#)
- Ganging Construction will Vary Based on the Connection of Table to Chairs with the Plinth Accent Trim Option. [See Options](#) to Specify Plinth Attachment When Ganging Tables with Plush Seating That Have the Plinth Accent Trim Option
- 12"D Cubby Area on Both Sides of the Table
- Optional Cabinet Interior Accent Color on Veneer Tables Only; Must Specify Color, [See Color Options](#)
- Optional Wood Leg ([See Finish Options](#)) and Power ([See Table Power Options](#))

Veneer Table Cabinet Accent Option: Specify Color & Add

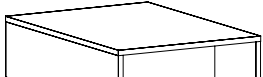
Interior Cabinet Table Accent - Available on Veneer Tables Only; [See Color Options](#) \$ 200



Optional Wood Leg

T = TFL P = HPL W = Veneer

For ordering options, [see overview at the beginning of this section.](#)

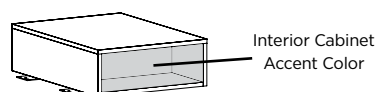
Item	Model No.		W	D	H	Ship Wt	Cubic Ft	List Price
GANGING INLINE TABLE 	620-2433GT	Veneer/HPL	33	24	9	53	4.1	W/P\$ 1972
	620-2433GTT	TFL	33	24	9	53	4.1	T\$ 1262
		TFL Chassis						P\$ 1377

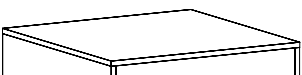
Description

- Standard with: Four (4) Ganging Brackets Included
- Chassis Available in Veneer (W) or TFL (T)
- Top Available with Veneer (W), TFL (T) or HPL (P), Must Specify
- 12"D Cubby Area on Both Sides of the Table
- Optional Cabinet Interior Accent Color on Veneer Tables Only; Must Specify Color, [See Color Options](#)
- Ganging Construction will Vary Based on the Connection of Table to Chairs with the Plinth Accent Trim Option. [See Options](#) to Specify Plinth Attachment When Ganging Tables with Plush Seating That Have the Plinth Accent Trim Option
- Optional Power ([See Table Power Options](#))

Veneer Table Cabinet Accent Option: Specify Color & Add

Interior Cabinet Table Accent	- Available on Veneer Tables Only; See Color Options	\$ 200
-------------------------------	--	--------



GANGING CORNER TABLE 	620-3333CGT	Veneer/HPL	33	33	15	67	9.5	W/P\$ 2249
	620-3333CGTT	TFL	33	33	15	67	9.5	T\$ 1414
		TFL Chassis						P\$ 1560

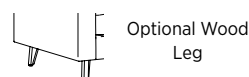
Shown with Metal Leg

Description

- Standard with: Metal Legs, Top Features Diagonal Grain Direction, and Four (4) Ganging Brackets Included
- Chassis Available in Veneer (W) or TFL (T)
- Top Available with Veneer (W), TFL (T) or HPL (P), Must Specify
- Ganging Construction will Vary Based on the Connection of Table to Chairs with the Plinth Accent Trim Option. [See Options](#) to Specify Plinth Attachment When Ganging Tables with Plush Seating That Have the Plinth Accent Trim Option
- No Cubby Thus Interior Cabinet Accent Not Available
- Optional Wood Leg ([See Finish Options](#)) and Power ([See Table Power Options](#))

Must Specify (in this order):

Model #
Top Material
Finish/Color
Leg
Leg Finish
Plinth Attachment
Power Location
Power



T = TFL P = HPL W = Veneer

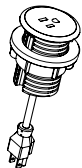
For ordering options, [see overview at the beginning of this section.](#)

Item	Model No.		W	D	H	Ship Wt	Cubic Ft	List Price
------	-----------	--	---	---	---	---------	----------	------------

SINGLE POWER SAND DOLLAR

01-SAND60PS	Silver
01-SAND60PW	White
01-SAND60PB	Black

3 3 4 1 0.2 \$ 101

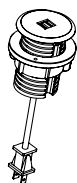
**Description**

- Unit is 2" Diameter; Mounts in 60mm Round Grommet
- 6' Cord
- Single Power Outlet

DOUBLE USB SAND DOLLAR

01-SAND60US	Silver
01-SAND60UW	White
01-SAND60UB	Black

3 3 4 1 0.2 \$ 286

**Description**

- Unit is 2" Diameter; Mounts in 60mm Round Grommet
- 6' Cord
- Double USB

WIRELESS CHARGER

01-DOCK950W	White
01-DOCK950B	Black

3 3/4 3 3/4 - 1 0.2 \$ 274



Open Market Only

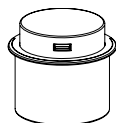
Description

- For Use with Wireless Charging Enabled Devices
- 5 Watts Maximum Output with a Direct Current of 5V 2A and 10 Watts Maximum with Quick Charge 2.0
- Mounts in 76mm Round Cut-Out
- LED will Confirm Pairing with Device and Begin Wireless Charging

WIRELESS AND USB CHARGER

01-DOCK150W	White
01-DOCK150B	Black

3 3 3/4 1 0.2 \$ 418



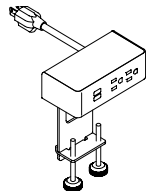
Open Market Only

Description

- For Use with Wireless Charging Enabled Devices and USB Charging Devices
- 5 Watt Maximum Output with a Direct Current Input of 5V 6A (Wireless Fast Charge)
- Mounts in 76mm Round Cut-Out
- Pop-Up is 3/4"H and Includes Three (3) USB Ports; One (1) 12 Watt Maximum with 2.4A (USB Fast Charge) and Two (2) 5 Watt with 1A (USB Standard Charge)
- LED Light will Confirm Pairing with Device and Begin Wireless Charging
- UL and cUL Certified

For ordering options, [see overview at the beginning of this section.](#)

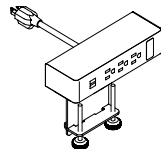
Item	Model No.		W	D	H	Ship Wt	Cubic Ft	List Price
DUO CLAMP NEMA PLUG	01-DUOCLAMPS	Silver	5½	3	7	1	0.2	\$ 591
	01-DUOCLAMPW	White						
	01-DUOCLAMPB	Black						



Description

- Standard with: Two (2) Power Outlet, One (1) USB-A Charging Port and One (1) 60-Watt USB-C Power Delivery Port with GaN Technology; 10' Cord and All Mounting Hardware
- Clamps to Top and Features Silver Metal Trim on All Color Options
- Independent USB Circuit Controllers Deliver up to 2.1 Amps to Each Post
- FCC Part 15A and UL Approved for Horizontal and Vertical Applications

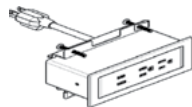
TRIO CLAMP NEMA PLUG	01-TRIOCLAMPS	Silver	8	3	7	1	0.2	\$ 693
	01-TRIOCLAMPW	White						
	01-TRIOCLAMPB	Black						



Description

- Standard with: Three (3) Power Outlets, One (1) USB-A Charging Port, One (1) 60-Watt USB-C Power Delivery Port with GaN Technology, One (1) Open Data; 10' Cord and All Mounting Hardware
- Clamps to Top and Features Silver Metal Trim on All Color Options
- Independent USB Circuit Controllers Deliver up to 2.1 Amps to Each Post
- HDMI, VGA, or RJ45 Accessories Sold Separately; See Below
- All Mounting Hardware Included
- FCC Part 15A and UL Approved for Horizontal and Vertical Applications

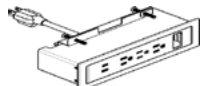
DUO BEZEL NEMA PLUG	01-DUOBEZELS	Silver	9	2½	3	1	0.2	\$ 697
	01-DUOBEZELW	White						
	01-DUOBEZELB	Black						



Description

- Sits on Top of the Worksurface and Includes: Two (2) Power, One (1) USB-A Charging Port and One (1) 60-Watt USB-C Power Delivery Port with GaN Technology; 10' Cord and All Mounting Hardware
- Worksurface Must Be Routed To Accept Unit, Which Sits Down Into Worksurface Supported By Attractive Slim Fit Bezel
- Independent USB Circuit Controllers Deliver up to 2.1 Amps to Each Post
- FCC Part 15A and UL Approved for Horizontal and Vertical Applications

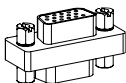
For ordering options, [see overview at the beginning of this section.](#)

Item	Model No.		W	D	H	Ship Wt	Cubic Ft	List Price
TRIO BEZEL NEMA PLUG	01-TRIOBEZELS	Silver	6½	2½	3¼	1	0.2	\$ 749
	01-TRIOBEZELW	White						
	01-TRIOBEZELB	Black						

Description

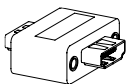
- Sits On Top of the Worksurface and Includes: Three (3) Power, One (1) USB-A Charging Port and One (1) 60-Watt USB-C Power Delivery Port with GaN Technology, One (1) Open Data, and 10' Cord
- Worksurface Must Be Routed To Accept Unit, Which Sits Down Into Worksurface Supported By Attractive Slim Fit Bezel
- Independent USB Circuit Controllers Deliver up to 2.1 Amps to Each Post
- HDMI, VGA, or RJ45 Accessories Sold Separately, See Below
- All Mounting Hardware Included
- FCC Part 15A and UL Approved for Horizontal and Vertical Applications

TRIO VGA DATA PORT ACCESSORY	01-LCOMVGA		-	-	-	-	-	\$ 125
---------------------------------	------------	--	---	---	---	---	---	--------

**Description**

- VGA Ports for Trio Units

TRIO HDMI DATA PORT ACCESSORY	01-LCOMHDMI		-	-	-	-	-	\$ 171
----------------------------------	-------------	--	---	---	---	---	---	--------

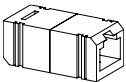


Open Market Only

Description

- HDMI Ports for Trio Units

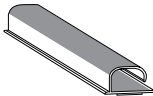
TRIO RJ45 DATA PORT ACCESSORY	01-LCOMRJ45		-	-	-	-	-	\$ 82
----------------------------------	-------------	--	---	---	---	---	---	-------

**Description**

- RJ45 Ports for Trio Units

For ordering options, [see overview at the beginning of this section.](#)

Item	Model No.	W	D	H	Ship Wt	Cubic Ft	List Price
WIRE CHANNEL	01-32125	24	1 $\frac{5}{8}$	1	.25	0.3	\$ 109



- Description**
- Available in Black
 - Includes (2) Double-Sided Tape Ribbons for Easy Installation
 - Open J Channel for Easy Wire Management

VESTA POWER CENTER	01-PDCTR	10 $\frac{3}{4}$	12	28 $\frac{3}{4}$	14	2.5	\$ 1835
--------------------	----------	------------------	----	------------------	----	-----	---------



- Description**
- Top Includes One (1) Power Outlet, Two (2) USB Ports and One (1) USBC Port; Base Includes Three (3) Outlet
 - Available in White
 - 120" Power Cord
 - Built with Weight Distribution for Optimal Stability
 - Base is 5" Tall

Designed by Jason Lansdale in conjunction with our UK partner, Pledge, Polka is a flexible and fun modular seating range with soft curves and gentle waterfall seat edges. Its low, wide stance and asymmetric shapes provide a striking alternative for sitting, relaxing, and touchdown working. Perfect for lobbies, atriums, and collaboration ares.

CONSTRUCTION

- Internal wood components and frame are manufactured using Red Oak plywood; frames are individually hand assembled, and all joints are mortised and tenoned, and glued for maximum strength and durability
- Legs are constructed of European Beech; Leg is 1¼"W x 10½"D 8¾"H with glide, Foot is 2¼"D
- High Grade Polyurethane Foam, 3¾" thick
- Includes non-marring, nylon adjustable glides
- Lounge units rated for users up to 275lbs
- Ships fully assembled

HOW TO ORDER EXAMPLE

Model No.	Description	Example
PLK01L	Leg Finish	BW
	Upholstery	CF Stinson Round Trip Energy

UPHOLSTERY OPTIONS

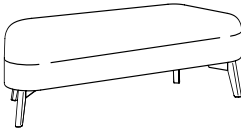
Available in single upholstery. Select from a wide variety of graded-in or contract options, including fabric, vinyl, and leather.

Upholstery is applied across the roll and Indiana Furniture will make every attempt to apply the upholstery in the same direction on multiple pieces while making the best use of the yardage supplied.

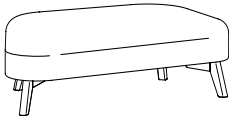
Upholstery Tips: The use of upholstery patterns and stripes is highly discouraged as they may result in alignment issues. Flexible and stretchy upholstery materials generally work best for this series. Silicone and polyurethane-based materials usually perform better than PVC-based materials, while woven fabric materials with thin backers typically work better.

Contact our Sales Support Team for recommendations or evaluation of a material.

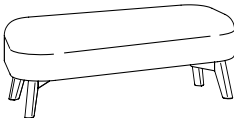
STATEMENT OF LINE



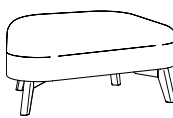
PLK01R (Right)
PLK01L (Left)
[\(See Details\)](#)



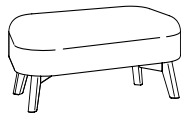
PLK02R (Right)
PLK02L (Left)
[\(See Details\)](#)



PLK03R (Right)
PLK03L (Left)
[\(See Details\)](#)



PLK04R (Right)
PLK04L (Left)
[\(See Details\)](#)



PLK05R (Right)
PLK05L (Left)
[\(See Details\)](#)

LEG WOOD FINISHES

Indiana Furniture uses a multi-step, hand finishing process on all exposed wood.

Chairs feature a catalyzed varnish finish which offers durability, lasting beauty, and resistance to normal wear.

AW	Artisan Walnut	MW	Mahogany Walnut
AS	Asian Night	MAS	Mesa Sunset*
BW	Beigewood*	MTS	Metropolis Sky
BL	Black	MNR	Midnight Run
CO	Columbian Walnut	NTM	Natural Marrone*
DC	Dark Cherry	ORW	Oak Riftwood*
DFW	Dark Forest Walnut*	PNW	Pinnacle Walnut
WH	Designer White	PTK	Portico Teak*
EF	Espresso	RC	River Cherry*
FO	Fawn Oak*	SCH	Select Cherry
FLW	Florence Walnut*	SPW	Sepia Walnut*
GC	Golden Cherry	SKC	Shaker Cherry
HVM	Harvest Maple*	SBP	Smoky Brown Pear*
HW	Harvest Walnut	TK	Studio Teak
HNW	Henna Walnut	SM	Sugar Maple
KHE	Kirsche	WTA	Weathered Ash*
LW	Legacy Walnut	WNB	White Nebbia
		WC	Williamsburg Cherry

* Finish is Low Sheen

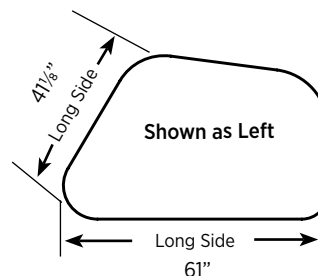
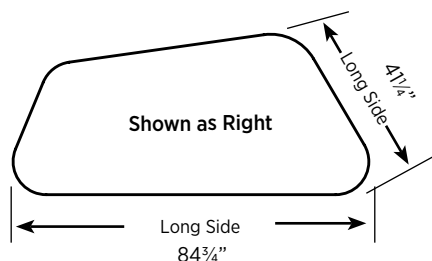
CERTIFICATIONS & COMPLIANCE

- CAL 117-2013 Compliance
- Intertek Sustainability Certified
- BIFMA level® Certified
- BIFMA Compliant® Certified
- TSCA Title VI (CARB) Compliance
- Contributes to LEED®, Green Globes®, and WELL® Sustainable Programs

Polka offers five asymmetric shapes, available in left and right models, to easily create extra seating or touchdown areas. The left or right model is determined by which side the longest diagonal is on when facing the longest straight side.

PLK01L/R

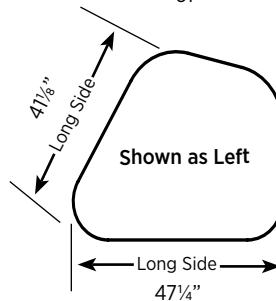
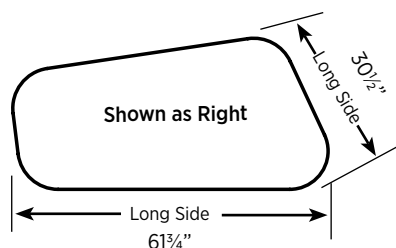
84 $\frac{5}{8}$ "W
38 $\frac{1}{4}$ "D
17 $\frac{3}{4}$ "H

**PLK02L/R**

61"W
38 $\frac{1}{4}$ "D
17 $\frac{3}{4}$ "H

PLK03L/R

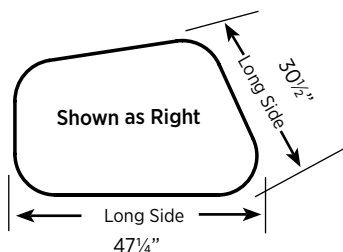
61 $\frac{3}{8}$ "W
29 $\frac{1}{2}$ "D
17 $\frac{3}{4}$ "H

**PLK04L/R**

47 $\frac{1}{4}$ "W
38 $\frac{1}{4}$ "D
17 $\frac{3}{4}$ "H

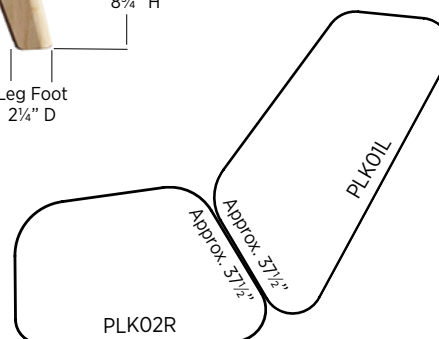
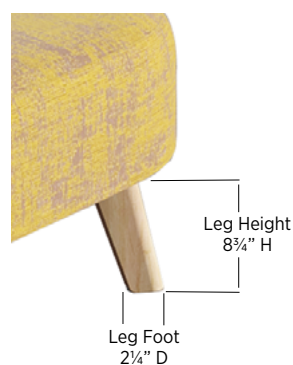
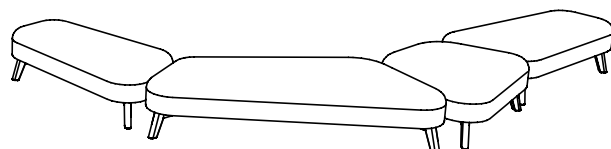
PLK05L/R

47 $\frac{1}{4}$ "W
29 $\frac{1}{2}$ "D
17 $\frac{3}{4}$ "H

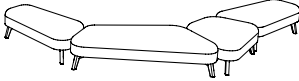


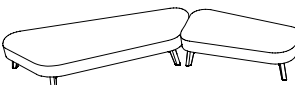
Polka's soft curves, wide stance, and asymmetric shapes offer enormous flexibility when creating seating areas. Polka units fit best when pairing lounge units with the same diagonal measurement together.

See individual products for coordinating measurements and set your imagination free.



POLKA
MODULAR LOUNGE BY PLEDGE (PLK SERIES)

Item	Model No.	Width	Depth	Height	Ship Wt	Cubic Ft	List Price
	PLK-1	255½	38¼	17¾	233	113.8	\$ 8921
	CONSISTS OF:		QTY				
	PLK01R	1	84¾"Wx38¼"D Modular Lounge, Right				\$ 2651
	PLK04L	1	47¼"Wx38¼"D Modular Lounge, Left				\$ 2010
	PLK03R	2	61¾"Wx29½"D Modular Lounge, Right				\$ 4260
	Products are available as left or right and with other features, where applicable Grade 1 with standard metal leg pricing						

	PLK-2	146½	38¾	17¾	135	65.0	\$	4781	
	CONSISTS OF:		QTY						
	PLK01R	1	84¾"Wx38¼"D Modular Lounge, Right					\$	2651
	PLK03R	1	61¾"Wx29½"D Modular Lounge, Right					\$	2130
	Products are available as left or right and with other features, where applicable Grade 1 with standard metal leg pricing								

For ordering options, [see overview at the beginning of this section.](#)

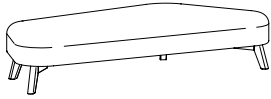
Indiana

FURNITURE

POLKA

MODULAR LOUNGE BY PLEDGE (PLK SERIES)

Item	Model No.		Seat Width	Seat Depth	Seat Height	Ship Wt	Cubic Ft
84¾"Wx38¼"D MODULAR LOUNGE	Left	Right					
	PLK01L	PLK01R	84⅝"	38¼"	17¾"	85	39.4



Shown as Right

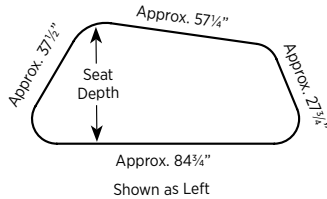
Must Specify (in this order):

Model #
Leg Finish
Upholstery

Description

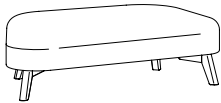
- Determine Left or Right by Facing Long Straight Side with Long Diagonal on Right or Left ([See Sizes](#))

List Price/Grade	Yards	COM/1	2	3	4	5	6	7	8	9	10	L1	L2
Single Upholstery	3.75	\$ 2651	2854	3030	3199	3454	3712	4080	4466	4916	5434	3949	4504



Shown as Left

61"Wx38¼"D MODULAR LOUNGE	Left	Right						
	PLK02L	PLK02R	61	38¼	17¼	65	29.2	



Shown as Left

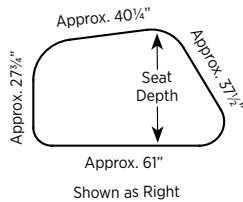
Must Specify (in this order):

Model #
Leg Finish
Upholstery

Description

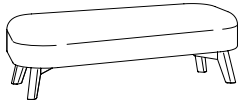
- Determine Left or Right by Facing Long Straight Side with Long Diagonal on Right or Left ([See Sizes](#))

List Price/Grade	Yards	COM/1	2	3	4	5	6	7	8	9	10	L1	L2
Single Upholstery	2.75	\$ 2385	2534	2663	2787	2974	3163	3433	3716	4046	4426	3337	3744



Shown as Right

61¾"Wx29½"D MODULAR LOUNGE	Left	Right						
	PLK03L	PLK03R	61⅝	29½	17¾	50	25.6	



Shown as Left

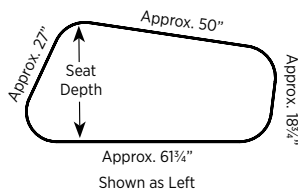
Must Specify (in this order):

Model #
Leg Finish
Upholstery

Description


- Determine Left or Right by Facing Long Straight Side with Long Diagonal on Right or Left ([See Sizes](#))

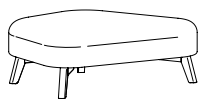
List Price/Grade	Yards	COM/1	2	3	4	5	6	7	8	9	10	L1	L2
Single Upholstery	2.50	\$ 2130	2265	2383	2495	2665	2838	3083	3340	3640	3985	2995	3365



Shown as Left

For ordering options, [see overview at the beginning of this section.](#)

Item	Model No.		Seat Width	Seat Depth	Seat Height	Ship Wt	Cubic Ft
47¼"Wx38¼"D MODULAR LOUNGE 	Left	Right					
	PLK04L	PLK04R	47¼	38¼	17¾	48	23.2



Shown as Right

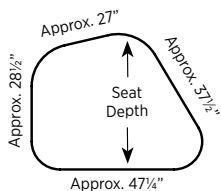
Must Specify (in this order):

Model #
Leg Finish
Upholstery

Description

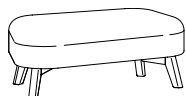
- Determine Left or Right by Facing Long Straight Side with Long Diagonal on Right or Left ([See Sizes](#))

List Price/Grade	Yards	COM/1	2	3	4	5	6	7	8	9	10	L1	L2
Single Upholstery	2.25	\$ 2010	2132	2237	2339	2492	2647	2867	3099	3369	3680	2789	3122



Shown as Right

47¼"Wx29½"D MODULAR LOUNGE	Left												
	Right												
	PLK05L	PLK05R	47¼	29½	17¾	42	19.5						



Shown as Left

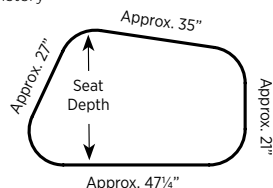
Must Specify (in this order):

Model #
Leg Finish
Upholstery

Description

- Determine Left or Right by Facing Long Straight Side with Long Diagonal on Right or Left ([See Sizes](#))

List Price/Grade	Yards	COM/1	2	3	4	5	6	7	8	9	10	L1	L2
Single Upholstery	2.00	\$ 1936	2044	2138	2228	2364	2502	2698	2904	3144	3420	2628	2924



Shown as Left

For ordering options, [see overview at the beginning of this section.](#)

Clean lines, refined scale, and gracefully angled arms makes Portia an excellent choice for comfortable guest or lounge applications with timeless appeal. Solid hardwood frames provide for a smooth and radiant finish, while loose cushions make these models easy to clean.

CONSTRUCTION

- Internal wood components are manufactured using plywood, while chair frames are manufactured using Maple
- All chair joints are mortised and tenoned, screwed and glued for maximum strength and durability
- Legs are 10" tall
- Non-marring nylon glides included in each leg at floor level
- High Grade Polyurethane Foam, 5½" thick in the seat and 4¾" thick in the back
- Club chair rated for users up to 275lbs, and when weight is evenly distributed Settee is rated for users up to 550lbs, and Sofa is rated for users up to 825lbs
- Ships fully assembled

HOW TO ORDER EXAMPLE

Model No.	Description	Example
576	Leg Finish Upholstery Glides	TK Momentum Cover Cloth Delft STD

WOOD FINISHES

Indiana Furniture uses a multi-step, hand finishing process on all exposed wood frames.

Chairs feature a catalyzed varnish finish which offers durability, lasting beauty, and resistance to normal wear.

AW	Artisan Walnut	MW	Mahogany Walnut
AS	Asian Night	MAS	Mesa Sunset*
BW	Beigewood*	MTS	Metropolis Sky
BL	Black	MNR	Midnight Run
CO	Columbian Walnut	NTM	Natural Marrone*
DC	Dark Cherry	ORW	Oak Riftwood*
DFW	Dark Forest Walnut*	PNW	Pinnacle Walnut
WH	Designer White	PTK	Portico Teak*
EF	Espresso	RC	River Cherry*
FO	Fawn Oak*	SCH	Select Cherry
FLW	Florence Walnut*	SPW	Sepia Walnut*
GC	Golden Cherry	SKC	Shaker Cherry
HVM	Harvest Maple*	SBP	Smoky Brown Pear*
HW	Harvest Walnut	TK	Studio Teak
HNW	Henna Walnut	SM	Sugar Maple
KHE	Kirsche	WTA	Weathered Ash*
LW	Legacy Walnut	WNB	White Nebbia
		WC	Williamsburg Cherry

* Finish is Low Sheen

UPHOLSTERY OPTIONS

Available in single upholstery in a wide variety of graded-in or contract options, including fabric, vinyl, and leather.

GLIDE OPTIONS

STD	Nylon Glides	STD
FELT	Felt Glides	\$ N/C

CERTIFICATIONS & COMPLIANCE

- CAL 117-2013 Compliance
- Intertek Sustainability Certified
- BIFMA level® Certified
- BIFMA Compliant® Certified
- TSCA Title VI (CARB) Compliance
- Contributes to LEED®, Green Globes®, and WELL® Sustainable Programs

STATEMENT OF LINE



Club Chair: **576**
[\(See Details\)](#)



Settee: **5762**
[\(See Details\)](#)




Sofa: **5763**
[\(See Details\)](#)



Enhance your space with new Cush Pillows. Available in multiple shapes and sizes, and with or without piping.
[See Product Details.](#)

Item	Model No.	Chair Width	Chair Depth	Chair Height	Seat Width	Seat Depth	Seat Height	Arm Height	Ship Wt	Cubic Ft
CLUB CHAIR	576	31	30	34	18½	20	19½	28	58	24.0


**Description**

- Standard with: Wood Legs and One (1) Loose Cushion

Must Specify (in this order):
Model #
Leg Finish
Upholstery

List Price/Grade	Yards	COM/1	2	3	4	5	6	7	8	9	10	L1	L2
Single Upholstery	5.00	\$ 2759	3029	3264	3489	3829	4174	4664	5179	5779	6469	4489	5229

SETTEE	5762	51	30	34	41	20	19½	28	82	42.6
--------	------	----	----	----	----	----	-----	----	----	------

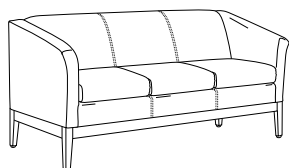
**Description**

- Standard with: Wood Legs and Two (2) Loose Cushions

Must Specify (in this order):
Model #
Leg Finish
Upholstery

List Price/Grade	Yards	COM/1	2	3	4	5	6	7	8	9	10	L1	L2
Single Upholstery	5.75	\$ 3878	4189	4459	4718	5109	5505	6069	6661	7351	8145	5868	6719

SOFA	5763	71	30	34	61	20	19½	28	98	55.8
------	------	----	----	----	----	----	-----	----	----	------

**Description**

- Standard with: Wood Legs and Three (3) Loose Cushions

Must Specify (in this order):
Model #
Leg Finish
Upholstery

List Price/Grade	Yards	COM/1	2	3	4	5	6	7	8	9	10	L1	L2
Single Upholstery	8.75	\$ 5208	5681	6092	6486	7081	7684	8542	9443	10493	11701	8236	9531

For ordering options, [see overview at the beginning of this section.](#)

Create a timeless foundation for office environments with traditional style that is classic and enduring. Select from tufted or plain backs to best fit your design vision and environment. Swivels feature swivel-tilt control with pneumatic height adjustment. Solid hardwood frames feature carved arm and leg detailing.

CONSTRUCTION

- Exposed wood components and chair frame are manufactured using European Beech and are free of spirits, discoloration, pits, shakes, and wormholes; base caps are manufactured using select maple
- All chair joints are double-doweled or mortised and tenoned, screwed, and glued for maximum strength and durability
- All seats feature corner blocking
- Frames are individually hand assembled and sanded prior to being finished
- Non-marring nylon glides included in each leg at floor level
- If applicable, caster options include hooded casters available in black, brass and silver or choose black soft casters for hard surfaces
- High Grade Polyurethane Foam, 1½" thick in the seat and back
- Textiles are sewn with double stitch seams
- High quality resilient sheet webbing ensures a comfortable seating application
- Seating rated for users up to 275lbs
- Ships fully assembled

HOW TO ORDER EXAMPLE

Model No.	Description	Example
112TB	Finish	EF
	Primary Upholstery	UF Ultraleather Original Elephant
	Control	STD
	Casters	SLCS

CONTROLS OPTIONS

STD	Swivel-Tilt with Adjustable Tension Spring	STD
KT	Knee-Tilt Control	\$ 313

CASTER OPTIONS (IF APPLICABLE)

BRCS	Brass Hooded Casters	STD
BLCS	Black Hooded Casters	\$ N/C
SLCS	Silver Hooded Casters	\$ N/C
BHC	Black Soft Caster for Hard Surfaces	\$ N/C

UPHOLSTERY OPTIONS

Available in single upholstery in a wide variety of graded-in or contract options, including fabric, vinyl, and leather.

WOOD FINISHES

Indiana Furniture uses a multi-step, hand finishing process on all exposed wood frames.

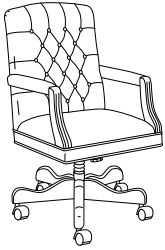
Chairs feature a catalyzed varnish finish which offers durability, lasting beauty, and resistance to normal wear.

AW	Artisan Walnut	MW	Mahogany Walnut
AS	Asian Night	MAS	Mesa Sunset*
BW	Beigewood*	MTS	Metropolis Sky
BL	Black	MNR	Midnight Run
CO	Columbian Walnut	NTM	Natural Marrone*
DC	Dark Cherry	ORW	Oak Riftwood*
DFW	Dark Forest Walnut*	PNW	Pinnacle Walnut
WH	Designer White	PTK	Portico Teak*
EF	Espresso	RC	River Cherry*
FO	Fawn Oak*	SCH	Select Cherry
FLW	Florence Walnut*	SPW	Sepia Walnut*
GC	Golden Cherry	SKC	Shaker Cherry
HVM	Harvest Maple*	SBP	Smoky Brown Pear*
HW	Harvest Walnut	TK	Studio Teak
HNW	Henna Walnut	SM	Sugar Maple
KHE	Kirsche	WTA	Weathered Ash*
LW	Legacy Walnut	WNB	White Nebbia
		WC	Williamsburg Cherry

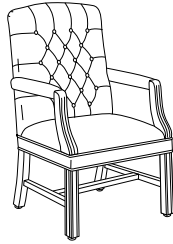
* Finish is Low Sheen

CERTIFICATIONS & COMPLIANCE


- CAL 117-2013 Compliance
- Intertek Sustainability Certified
- BIFMA level® Certified
- BIFMA Compliant® Certified
- TSCA Title VI (CARB) Compliance
- Contributes to LEED®, Green Globes®, and WELL® Sustainable Programs



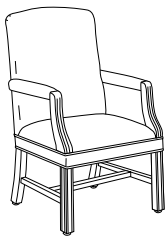
Tufted High Back
Swivel: **112TB**
[\(See Details\)](#)




Tufted High Back
Guest: **116TB**
[\(See Details\)](#)




High Back
Swivel: **112**
[\(See Details\)](#)




High Back
Guest: **116**
[\(See Details\)](#)



Mid Back Guest,
Closed Arms: **117**
[\(See Details\)](#)



Mid Back Guest,
Open Arms: **118**
[\(See Details\)](#)



Mid Back Guest,
Armless: **118N**
[\(See Details\)](#)



Item	Model No.	Chair Width	Chair Depth	Chair Height	Seat Width	Seat Depth	Seat Height	Arm Height	Ship Wt	Cubic Ft
TUFTED HIGH BACK SWIVEL	112TB	25	28½	40-44	18½	18	16-20	27-30	52	20



Must Specify (in this order):

Model #
Finish
Upholstery
Control
Caster

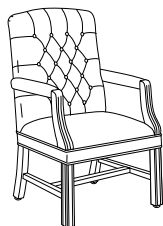
Description

- Standard with: Swivel Tilt Control with Adjustable Tension, Pneumatic Height Adjustment, Tufted Back, 5-Star Base with Hardwood Caps, and Brass Hooded Dual Wheel Casters
- Additional Options: Caster Options ([See Casters](#)) and Control Options ([Knee-Tilt Control Option](#))

List Price/Grade	Yards	COM/1	2	3	4	5	6	7	8	9	10	L1	L2
Single Upholstery	2.75	\$ 2776	2925	3054	3178	3365	3554	3824	4107	4437	4817	3728	4135

TUFTED HIGH BACK GUEST

116TB	25	27½	41½	19	18	17½	28	32	23.2
-------	----	-----	-----	----	----	-----	----	----	------



Must Specify (in this order):

Model #
Finish
Upholstery

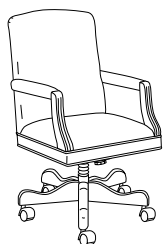
Description

- Standard with: Tufted Back and Nylon Glides

List Price/Grade	Yards	COM/1	2	3	4	5	6	7	8	9	10	L1	L2
Single Upholstery	2.75	\$ 2323	2472	2601	2725	2912	3101	3371	3654	3984	4364	3275	3682

HIGH BACK SWIVEL

112	25	28½	40-44	18½	18	16-20	27-30	52	20
-----	----	-----	-------	-----	----	-------	-------	----	----



Must Specify (in this order):

Model #
Finish
Upholstery
Control
Caster

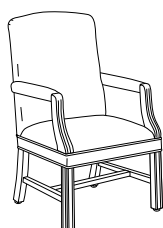
Description

- Standard with: Swivel Tilt Control with Adjustable Tension, Pneumatic Height Adjustment, 5-Star Base with Hardwood Caps, and Brass Hooded Dual Wheel Casters
- Additional Options: Caster Options ([See Casters](#)) and Control Options ([Knee-Tilt Control Option](#))

List Price/Grade	Yards	COM/1	2	3	4	5	6	7	8	9	10	L1	L2
Single Upholstery	2.75	\$ 2578	2727	2856	2980	3167	3356	3626	3909	4239	4619	3530	3937

HIGH BACK GUEST

116	25	27½	41½	19	18	17½	28	32	23.2
-----	----	-----	-----	----	----	-----	----	----	------



Must Specify (in this order):

Model #
Finish
Upholstery

Description

- Standard with: Nylon Glides

List Price/Grade	Yards	COM/1	2	3	4	5	6	7	8	9	10	L1	L2
Single Upholstery	2.75	\$ 2075	2224	2353	2477	2664	2853	3123	3406	3736	4116	3027	3434

For ordering options, [see overview at the beginning of this section.](#)

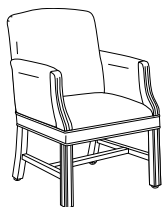
Indiana

FURNITURE

REMINISCE™

SWIVEL + GUEST SEATING (110 SERIES)

Item	Model No.	Chair Width	Chair Depth	Chair Height	Seat Width	Seat Depth	Seat Height	Arm Height	Ship Wt	Cubic Ft
MID BACK GUEST WITH CLOSED ARMS	117	25½	25	35	20	18	18½	27¾	32	23.2



Must Specify (in this order):

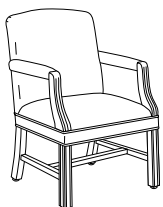
Model #
Finish
Upholstery

Description

- Standard with: Nylon Glides

List Price/Grade	Yards	COM/1	2	3	4	5	6	7	8	9	10	L1	L2
Single Upholstery	3.50	\$ 2559	2748	2913	3070	3308	3550	3893	4253	4673	5156	3770	4288

MID BACK GUEST WITH OPEN ARMS	118	25½	25	35	20	18	18½	27¾	32	23.2
-------------------------------	-----	-----	----	----	----	----	-----	-----	----	------



Must Specify (in this order):


Model #
Finish
Upholstery

Description

- Standard with: Nylon Glides

List Price/Grade	Yards	COM/1	2	3	4	5	6	7	8	9	10	L1	L2
Single Upholstery	2.75	\$ 1990	2139	2268	2392	2579	2768	3038	3321	3651	4031	2942	3349

ARMLESS MID BACK GUEST	118N	22	25	35	20	18	18½	-	32	23.2
------------------------	------	----	----	----	----	----	-----	---	----	------



Must Specify (in this order):

Model #
Finish
Upholstery

Description

- Standard with: Nylon Glides

List Price/Grade	Yards	COM/1	2	3	4	5	6	7	8	9	10	L1	L2
Single Upholstery	2.50	\$ 1804	1939	2057	2169	2339	2512	2757	3014	3314	3659	2669	3039

For ordering options, [see overview at the beginning of this section.](#)

Created for everyday use in every application, Rockstar features generous, contoured proportions and standout comfort for users of all sizes. With your choice of back, arm, and base options, weight-activated controls, and button detailing, this chair can rock any environment.

CONSTRUCTION

- Contoured back with integrated lumbar and seat with waterfall edge for maximum ergonomic comfort are formed with molded plywood
- Seat is 3" thick High Grade Molded Polyurethane Foam
- Roadie 100R & 101R models feature 2" thick High Grade Polyurethane Foam in the back
- Headliner 100H & 101H models feature a plush back with 2" thick plush High Grade Polyurethane Foam transitioning to 3" of foam in the lumbar area surrounded by high density vertical side bolsters provide extra support
- Upholstery features reinforced top stitch seams
- Arm options include durable black polyurethane T-arms, fixed aluminum or black polyurethane open loop arms, or fixed aluminum cantilever arms with black polyurethane pads
- Black nylon or polished aluminum five-star base with glide and caster options for soft and hard surfaces
- Weight-Activated Control rated for users up to 325lbs while Swivel Tilt and Synchro Tilt Comfort Controls are rated for users up to 275lbs
- Some assembly required with standard units or optional fully assembled units available with an upcharge

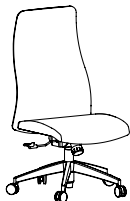
HOW TO ORDER EXAMPLE

Model No.	Description	Example
100R	Primary Upholstery	UF Brisa Original Putty
	Accent Upholstery	UF Brisa Original Birch
	Button Detail	AVA
	Button Upholstery	Concertex Rise Avalanche
	Control	SS2
	Base	ALM BASE
	Caster	CHRC
	Arm	FAL1
	Assembly	ASSEM

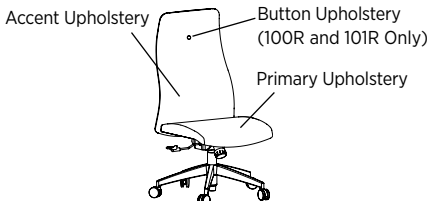
UPHOLSTERY OPTIONS

Available in single and contrasting upholsteries in a wide variety of graded-in or contract options, including fabric, vinyl, and leather.

Single Upholstery



Contrasting Upholstery



BUTTON DETAILING OPTIONS

The optional button detail available on Roadie 100R and 101R comes in an array of options: No Button, Matching Primary Upholstery, Matching Accent Upholstery, or you may choose from 5 pre-selected vinyl upholsteries below.

Must Specify and Add.

NONE	No Button		N/C
PRM	Match Primary Upholstery	\$	41
ACNT	Match Accent Upholstery	\$	41
	Pre-selected Vinyl Upholsteries (See Below)	\$	41

Concertex Rise
Avalanche (AVA)

Concertex Rise
Grain (GRN)

Concertex Rise
Smoke (SMK)

Concertex Rise
Oynx (ONYX)

Spradling Whisper
Indigo (IND)

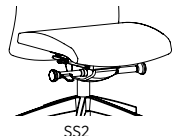
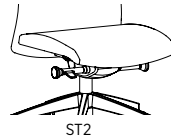
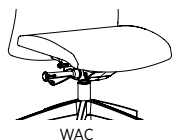
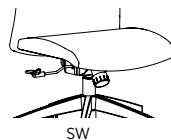
CONTROL OPTIONS

The Swivel Tilt Control, which adjusts the angle of the seat and back simultaneously, features pneumatic height adjustment, multi-angle and locking recline, and adjustable tension. The Synchro Tilt Comfort Control features pneumatic height adjustment, multi-angle and locking recline, adjustable tension control, and optional seat slider. The Weight-Activated Control features pneumatic height adjustment, multi-angle and locking recline, and automatic tension, which inherently adjusts to the weight of the user for maximum comfort.

Weight Activated Control is rated for users up to 325lbs, Swivel Tilt and Synchro Tilt Comfort Controls are rated for users up to 275lbs.

Must Specify and Add.

SW	Swivel Tilt Control		STD
WAC	Weight Activated Control	\$	71
ST2	Synchro Tilt Comfort Control	\$	104
SS2	Synchro Tilt Comfort Control with Seat Slider	\$	199



Visit our website for user instructions www.indianafurniture.com

BASE OPTIONS

Must Specify and Add.

BLK BASE	Black Nylon Base	STD
ALM BASE	Polished Aluminum Base	\$ 121

CASTER OPTIONS

Must Specify and Add.

BCC	Black Dual Wheel Carpet Caster	STD
BHC	Black Soft Caster for Hard Surfaces	N/C
CHRC	Chrome-Rimmed Hard Surface Caster with Roll Control	\$ 417
BG	Black Glides for All Surfaces	N/C



BCC



BHC



CHRC



Glide

ARM OPTIONS

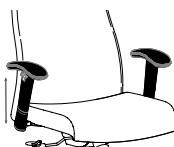
Choose armless or from one of the seven arm options. A black (ABT2) T-arm features teardrop-shaped arm cap and height adjustment with optional width adjustment (ABT2W). The black (ABT3) T-arm features a surfboard-shaped arm cap and height adjustment with optional width adjustment (ABT3W). The sleek and distinct fixed loop arm is available in black (FPU1) and aluminum (FAL1). And the new aluminum/black fixed cantilever arm (FCA1) adds elegance to the all-day comfort of both Roadie and Headliner models.

Must Specify and Add.

NO ARM	Armless	\$	STD
ABT2	Black Height Adjustable T	\$	143
ABT2W	Black Height and Width Adjustable T	\$	312
ABT3	Black Height Adjustable T	\$	184
ABT3W	Black Height and Width Adjustable T	\$	357
FAL1	Aluminum Fixed Loop	\$	383
FPU1	Black Fixed Loop	\$	296
FCA1	Aluminum/Black Fixed Cantilever Arm	\$	282



Armless



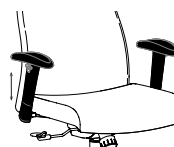
ABT2



ABT2W




FPU1




ABT3



ABT3W



FAL1



FCA1

ASSEMBLY OPTIONS

Rockstar is available knocked down or factory assembled.
Must Specify and Add.

KD	Some Assembly Required	STD
ASSEM	Factory Assembled	\$ 77

CERTIFICATIONS & COMPLIANCE

- CAL 117-2013 Compliance
- Intertek Sustainability Certified
- BIFMA level® Certified
- BIFMA Compliant® Certified
- TSCA Title VI (CARB) Compliance
- Contributes to LEED®, Green Globes®, and WELL® Sustainable Programs

STATEMENT OF LINE



Roadie with High Back:
100R

Shown with Optional
Button Detail and FCA1 Arm
([See Details](#))



Roadie with Mid Back:
101R

Shown with Optional
Button Detail ([See Details](#))



Headliner with High Back:
100H

Shown with FAL1 Arm
([See Details](#))



Headliner with Mid Back:
101H

Shown with FAL1 Arm
([See Details](#))

Visit our website for user instructions www.indianafurniture.com

Item	Model No.	Chair Width	Chair Depth	Chair Height	Seat Width	Seat Depth	Seat Height	Arm Height	Ship Wt	Cubic Ft
TASK/SWIVEL CHAIR WITH ROADIE HIGH BACK	100R	26	26	42¼ - 48¾	20½	19	16¼ - 22¾	25¾ - 29¾	65	15.2



Shown with Optional
Button Detail and FCA1 Arm

Must Specify (in this order)
Model #
Primary Upholstery
Accent Upholstery
Button Detail
Button Upholstery
Control
Base
Caster
Arm
Assembly

Description													
<ul style="list-style-type: none">Standard with: No Button (NONE), Swivel Tilt Control with Pneumatic Height Adjustment (SW), Black Nylon Base (BLK BASE), Black Dual Wheel Carpet Casters (BCC), Armless (NO ARM) and Unassembled (KD Some Assembly Required)Available with Contrasting Upholstery (See Details)Optional Weight Activated Control Rated for Users up to 325lbs; Swivel and Synchro Tilt Comfort Controls Rated for 275lbsPersonalize and Upgrade Your Chair with Button Details, Control Options, Caster Options, and Other Selections, See Upfront Overview Section													
List Price/Grade	Yards	COM/1	2	3	4	5	6	7	8	9	10	L1	L2
Single Upholstery	2.00	\$ 1336	1444	1538	1628	1764	1902	2098	2304	2544	2820	2028	2324
Contrasting Upholstery													
Primary	1.00	\$ 1348	1402	1449	1494	1562	1631	1729	1832	1952	2090	1694	1842
Accent	1.25	\$ 0	68	126	183	268	354	476	605	755	928	433	618

TASK/SWIVEL CHAIR WITH ROADIE MID BACK	101R	26	26	37 - 43½	20½	19	16¼ - 22¾	25¾ - 29¾	55	12.4
--	------	----	----	----------	-----	----	-----------	-----------	----	------



Shown with Optional
Button Detail and Armless

Must Specify (in this order)
Model #
Primary Upholstery
Accent Upholstery
Button Detail
Button Upholstery
Control
Base
Caster
Arm
Assembly

Description													
<ul style="list-style-type: none">Standard with: No Button (NONE), Swivel Tilt Control with Pneumatic Height Adjustment (SW), Black Nylon Base (BLK BASE), Black Dual Wheel Carpet Casters (BCC), Armless (NO ARM) and Unassembled (KD Some Assembly Required)Available with Contrasting Upholstery (See Details)Optional Weight Activated Control Rated for Users up to 325lbs; Swivel and Synchro Tilt Comfort Controls Rated for 275lbsPersonalize and Upgrade Your Chair with Button Details, Control Options, Caster Options, and Other Selections, See Upfront Overview Section													
List Price/Grade	Yards	COM/1	2	3	4	5	6	7	8	9	10	L1	L2
Single Upholstery	1.75	\$ 1307	1402	1484	1563	1682	1802	1974	2154	2364	2606	1913	2172
Contrasting Upholstery													
Primary	1.00	\$ 1331	1385	1432	1477	1545	1614	1712	1815	1935	2073	1677	1825
Accent	1.25	\$ 0	68	126	183	268	354	476	605	755	928	433	618

For ordering options, [see overview at the beginning of this section.](#)

Item	Model No.	Chair Width	Chair Depth	Chair Height	Seat Width	Seat Depth	Seat Height	Arm Height	Ship Wt	Cubic Ft
TASK/SWIVEL CHAIR WITH HEADLINER HIGH BACK	100H	26	26	42¼ - 48¾	20½	19	16¼ - 22¾	25¾ - 29¾	65	15.2



Shown with FAL1

Description

- Standard with: Swivel Tilt Control with Pneumatic Height Adjustment (SW), Black Nylon Base (BLK BASE), Black Dual Wheel Carpet Casters (BCC), Armless (NO ARM) and Unassembled (KD Some Assembly Required)
- Available with Contrasting Upholstery ([See Details](#))
- Optional [Weight Activated Control](#) Rated for Users up to 325lbs; Swivel and Synchro Tilt Comfort Controls Rated for 275lbs
- Personalize and Upgrade Your Chair with [Control Options](#), [Caster Options](#), and Other Selections, [See Upfront Overview Section](#)
- Button Detail not Available on Headliner Back

Must Specify (in this order)

Model #
Primary Upholstery
Accent Upholstery
Control
Base
Caster
Arm
Assembly

List Price/Grade	Yards	COM/1	2	3	4	5	6	7	8	9	10	L1	L2
Single Upholstery	2.25	\$ 1571	1693	1798	1900	2053	2208	2428	2660	2930	3241	2350	2683
Contrasting Upholstery													
Primary	1.00	\$ 1595	1649	1696	1741	1809	1878	1976	2079	2199	2337	1941	2089
Accent	1.75	\$ 0	95	177	256	375	495	667	847	1057	1299	606	865

TASK/SWIVEL CHAIR WITH HEADLINER MID BACK

101H	26	26	37 - 43½	20½	19	16¼ - 22¾	25¾ - 29¾	55	12.4
------	----	----	----------	-----	----	-----------	-----------	----	------



Shown with No Arm

Description

- Standard with: Swivel Tilt Control with Pneumatic Height Adjustment (SW), Black Nylon Base (BLK BASE), Black Dual Wheel Carpet Casters (BCC), Armless (NO ARM) and Unassembled (KD Some Assembly Required)
- Available with Contrasting Upholstery ([See Details](#))
- Optional [Weight Activated Control](#) Rated for Users up to 325lbs; Swivel and Synchro Tilt Comfort Controls Rated for 275lbs
- Personalize and Upgrade Your Chair with [Control Options](#), [Caster Options](#), and Other Selections, [See Upfront Overview Section](#)
- Button Detail not Available on Headliner Back

Must Specify (in this order)

Model #
Primary Upholstery
Accent Upholstery
Control
Base
Caster
Arm
Assembly

List Price/Grade	Yards	COM/1	2	3	4	5	6	7	8	9	10	L1	L2
Single Upholstery	2.25	\$ 1455	1577	1682	1784	1937	2092	2312	2544	2814	3125	2234	2567
Contrasting Upholstery													
Primary	1.00	\$ 1479	1533	1580	1625	1693	1762	1860	1963	2083	2221	1825	1973
Accent	1.75	\$ 0	95	177	256	375	495	667	847	1057	1299	606	865

For ordering options, [see overview at the beginning of this section.](#)

With its combination of stylish design and distinctive upholstery, Runna Pouffes express luxury and elegance while being the perfect option for impromptu meetings, additional seating, or the fun component that completes a space. Available in Small and Large Sizes.

CONSTRUCTION

- Internal wood components and frame are manufactured using Red Oak plywood; frames are individually hand assembled, and all joints are mortised and tenoned, and glued for maximum strength and durability
- High Grade Polyurethane Foam, 1½" thick
- The small pouffe will have a black zipper to assist in creating a snug upholstery fit; this is not necessary on the large pouffe
- Includes non-marring, nylon adjustable glides
- Pouffes rated for users up to 275lbs
- Ships fully assembled

HOW TO ORDER EXAMPLE

Model No.	Description	Example
RU-4	Upholstery	CF Stinson Artisan Seaport

UPHOLSTERY OPTIONS

Available in single upholstery. Select from a wide variety of graded-in or contract options, including fabric, vinyl, and leather.

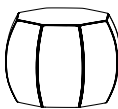
We recommend avoiding the use of obvious directional patterns due to Runna's multiple seams and panels.

Indiana Furniture will make every attempt to have the upholstery pattern going the same direction while making the best use of the yardage supplied.

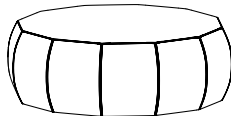
CERTIFICATIONS & COMPLIANCE

- CAL 117-2013 Compliance
- Intertek Sustainability Certified
- BIFMA level® Certified
- BIFMA Compliant® Certified
- TSCA Title VI (CARB) Compliance
- Contributes to LEED®, Green Globes®, and WELL® Sustainable Programs

STATEMENT OF LINE



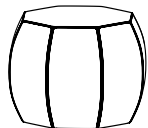
Small Pouffe:
RU-3
[\(See Details\)](#)



Large Pouffe:
RU-4
[\(See Details\)](#)



Item	Model No.	Seat Width	Seat Depth	Seat Height	Ship Wt	Cubic Ft
SMALL POUFFE	RU-3	21 $\frac{1}{8}$	21 $\frac{1}{8}$	17	19	24.0

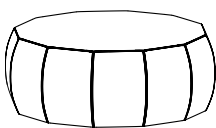


List Price/Grade	Yards	COM/1	2	3	4	5	6	7	8	9	10	L1	L2
Single Upholstery	1.75	\$ 1528	1623	1705	1784	1903	2023	2195	2375	2585	2827	2134	2393

Must Specify (in this order):

Model #
Upholstery

LARGE POUFFE	RU-4	49 $\frac{1}{4}$	49 $\frac{1}{4}$	17	51	61.9
--------------	------	------------------	------------------	----	----	------



List Price/Grade	Yards	COM/1	2	3	4	5	6	7	8	9	10	L1	L2
Single Upholstery	3.75	\$ 3202	3405	3581	3750	4005	4263	4631	5017	5467	5985	4500	5055

Must Specify (in this order):

Model #
Upholstery

For ordering options, [see overview at the beginning of this section.](#)

Serenity is a subtle and understated upholstered chair with a sweeping form to provide superior comfort. The simple design makes it the perfect solution for a variety of applications including individual workspaces, meeting rooms, and more. Personalize Serenity with integrated arm and armless models, five base options, and choose from a broad selection of wood finishes and graded-in and contract upholsteries, including fabric, vinyl, and leather.

CONSTRUCTION

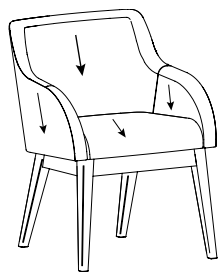
- Internal steel frame with high density polyurethane foam over molding
- High grade polyurethane foam, 2" thick in the seat and 1" thick in the back
- Four leg wood chair base is made from European beech, and is individually hand assembled
- Four star swivel wood base is made of Ash; and is pre-assembled and pre-finished
- Non-marring nylon glides included in each leg at floor level
- Units rated for users up to 275lbs
- Ships fully assembled

HOW TO ORDER EXAMPLE

Seating

Model No.	Description	Example
SN30C	Upholstery	CF Stinson Lattice Rosewood
	Base	SN4L
	Finish	ORW
SN40C	Upholstery	CF Stinson Moby Vesper
	Base	SS5SA
	Caster	CHRC

SERENITY UPHOLSTERY



Some upholsteries are considered directional, such as stripes, patterns and plaids. Each upholstery is reviewed by production for the best application. Arrows indicate direction of application for these upholsteries.

See the COM/COL form for additional details or contact your Indiana Furniture Sales Support member.

SERENITY BASE OPTIONS

4-Leg Base

SN4L	4 Legs; See Wood Finishes and Specify	N/C
------	--	-----

4-Star Aluminum Swivel Bases

SS4SA	Low Profile 4-Star Polished Aluminum Swivel Base with Glides	\$ 124
SL4SA	High Profile 4-Star Polished Aluminum Swivel Base with Glides	\$ 65

4-Star Wood Swivel Bases

SSBO	4-Star Wood Swivel Base, Blonde Oak	\$ 364
SSSPW	4-Star Wood Swivel Base, Spiced Walnut	\$ 364

SERENITY BASE OPTIONS (CONTINUED)

5-Star Swivel Bases

Must specify both base and glide/caster code

SS5SA	5-Star Polished Aluminum Swivel Base with Pneumatic Height Adjustment	
Options: Must Specify One		
GLIDE	Glides	\$ 32
BCC	Black Dual Wheel Carpet Caster	\$ 50
BHC	Black Soft Caster for Hard Surfaces	\$ 50
CATC	Chrome Caster	\$ 92
CHRC	Chrome Rimmed Casters with Roll Control	\$ 392
SS5SARA	5-Star Polished Aluminum Swivel Base with Pneumatic Height Adjustment and Auto-Return with Glides	\$ 141

WOOD FINISHES

Indiana Furniture uses a multi-step, hand finishing process on all exposed wood frames.

Chairs feature a catalyzed varnish finish which offers durability, lasting beauty, and resistance to normal wear.

AW	Artisan Walnut	MAS	Mesa Sunset*
AS	Asian Night	MTS	Metropolis Sky
BW	Beigewood*	MNR	Midnight Run
BL	Black	NTM	Natural Marrone*
CO	Columbian Walnut	ORW	Oak Riftwood*
DC	Dark Cherry	PNW	Pinnacle Walnut
DFW	Dark Forest Walnut*	PTK	Portico Teak*
WH	Designer White	RC	River Cherry*
EF	Espresso	SCH	Select Cherry
FO	Fawn Oak*	SPW	Sepia Walnut*
FLW	Florence Walnut*	SKC	Shaker Cherry
GC	Golden Cherry	SBP	Smoky Brown Pear*
HVM	Harvest Maple*	TK	Studio Teak
HW	Harvest Walnut	SM	Sugar Maple
HNW	Henna Walnut	WTA	Weathered Ash*
KHE	Kirsche	WNB	White Nebbia
LW	Legacy Walnut	WC	Williamsburg Cherry
MW	Mahogany Walnut		

* Finish is Low Sheen

CERTIFICATIONS & COMPLIANCE

- CAL 117-2013 Compliance
- Intertek Sustainability Certified
- TSCA Title VI (CARB) Compliance
- Contributes to LEED®, Green Globes®, and WELL® Sustainable Programs

STATEMENT OF LINE



Serenity Armless
Chair: **SN30C**



Serenity Arm
Chair: **SN40C**



Base Options [\(See Base Option Details and Pricing\)](#)



4-star Wood
Swivel Base:
SSBO (Blonde Oak)
SSSPW (Spiced Walnut)
Open Market Only



Low Profile 4-star
Polished Aluminum
Swivel Base with
Glides:
SS4SA



High Profile 4-star
Polished Aluminum
Swivel Base with
Glides:
SL4SA




4-Leg Wood Base:
SN4L




5-star Polished
Aluminum Swivel Base
with Casters or Glides:
SS5SA (No Auto Return)
SS5SARA (With Auto Return)


5-star Aluminum Base Features:

- Pneumatic Height Adjustment
- Optional Auto-Return; Must Specify Glides with Auto-Return Option


Item	Model No.	Chair Width	Chair Depth	Chair Height	Seat Width	Seat Depth	Seat Height	Arm Height	Ship Wt	Cubic Ft																												
	SERENITY ARMLESS CHAIR	SN30C																																				
	SN4L BASE	20¾	22¾	31⅞	17⅞	16⅞	18⅞	-	25	16.3																												
	SSBO/SPW BASE	20¾	22¾	30	17⅞	16⅞	17¾	-	25	16.3																												
	SS4SA BASE	20¾	22¾	31⅞	17⅞	16⅞	18⅞	-	25	16.3																												
	SL4SA BASE	20¾	22¾	29⅞	17⅞	16⅞	16⅞	-	25	16.3																												
	SS5SA/AR BASE	20¾	22¾	29	17⅞	16⅞	16¾	-	25	16.3																												
Description																																						
<ul style="list-style-type: none">• Must Specify Base; Options Include: 4-Leg (Specify Wood Finish), 4-Star Wood Swivel, Low and High Profile 4-Star Polished Aluminum Swivels, or 5-Star Polished Aluminum Swivel (See Base Option Details and Pricing)																																						
Must Specify (in this order):																																						
Model #																																						
Upholstery																																						
Base																																						
Finish (if applicable)																																						
Caster/Glide (for 5-Star Polished Aluminum Swivel Base Only)																																						
<table><tr><th>List Price/Grade</th><th>Yards</th><th>COM/1</th><th>2</th><th>3</th><th>4</th><th>5</th><th>6</th><th>7</th><th>8</th><th>9</th><th>10</th><th>L1</th><th>L2</th></tr><tr><td>Single Upholstery</td><td>2.00</td><td>\$ 1609</td><td>1717</td><td>1811</td><td>1901</td><td>2037</td><td>2175</td><td>2371</td><td>2577</td><td>2817</td><td>3093</td><td>2301</td><td>2597</td></tr></table>											List Price/Grade	Yards	COM/1	2	3	4	5	6	7	8	9	10	L1	L2	Single Upholstery	2.00	\$ 1609	1717	1811	1901	2037	2175	2371	2577	2817	3093	2301	2597
List Price/Grade	Yards	COM/1	2	3	4	5	6	7	8	9	10	L1	L2																									
Single Upholstery	2.00	\$ 1609	1717	1811	1901	2037	2175	2371	2577	2817	3093	2301	2597																									

 <u>Must Specify (in this order):</u> Model # Upholstery Base Finish (if applicable) Caster/Glide (for 5-Star Polished Aluminum Swivel Base Only)	SERENITY CHAIR	SN40C																																							
	SN4L BASE	20¾	22¾	31⅞	17⅞	16⅜	18⅞	27¼	25	16.3																															
	SSBO/SPW BASE	20¾	22¾	30	17⅞	16⅜	17¾	26⅞	25	16.3																															
	SS4SA BASE	20¾	22¾	31⅞	17⅞	16⅜	18⅞	27¼	25	16.3																															
	SL4SA BASE	20¾	22¾	29⅞	17⅞	16⅜	16⅞	25¼	25	16.3																															
	SS5SA/RA BASE	20¾	22¾	29-32⅞	17⅞	16⅜	16¾-20⅞	21⅞-25¼	25	16.3																															
Description <ul style="list-style-type: none">Must Specify Base; Options Include: 4-Leg (Specify Wood Finish), 4-Star Wood Swivel, Low and High Profile 4-Star Polished Aluminum Swivels, or 5-Star Polished Aluminum Swivel (See Base Option Details and Pricing)																																									
<table><tr><th>List Price/Grade</th><th>Yards</th><th>COM/1</th><th>2</th><th>3</th><th>4</th><th>5</th><th>6</th><th>7</th><th>8</th><th>9</th><th>10</th><th>L1</th><th>L2</th></tr><tr><td>Single Upholstery</td><td>2.00</td><td>\$ 1655</td><td>1763</td><td>1857</td><td>1947</td><td>2083</td><td>2221</td><td>2417</td><td>2623</td><td>2863</td><td>3139</td><td>2347</td><td>2643</td></tr></table>														List Price/Grade	Yards	COM/1	2	3	4	5	6	7	8	9	10	L1	L2	Single Upholstery	2.00	\$ 1655	1763	1857	1947	2083	2221	2417	2623	2863	3139	2347	2643
List Price/Grade	Yards	COM/1	2	3	4	5	6	7	8	9	10	L1	L2																												
Single Upholstery	2.00	\$ 1655	1763	1857	1947	2083	2221	2417	2623	2863	3139	2347	2643																												


Base Options: ([See Base Option Details and Pricing](#))



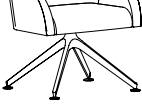
4-Leg Wood Base
SN4L



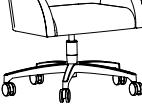
4-star Wood Swivel Base
SSBO
SSSPW



Low Profile 4-star Polished Aluminum Swivel Base with Glides
SS4SA



High Profile 4-star Polished Aluminum Swivel Base with Glides
SL4SA



5-star Polished Aluminum Swivel Base with Casters or Glides
SS5SA (No Auto Return)
SS5SARA (With Auto Return)
(Must specify Glides with Auto Return)

For ordering options, [see overview at the beginning of this section.](#)

In partnership with Pledge, a UK-based company, we welcome Spirit.

Spirit has a refined and inviting form and capitalizes on versatility and comfort. Offered with an outer upholstered or wood shell, adding elegance to the simplicity. Find your perfect fit with Options ranging from Spirit Lite to Spirit High Back Lounge, all offering multiple base options to suit your functional need and design style. Add a coordinating Spirit table to complete your look.

CONSTRUCTION

- Internal wood components are molded plywood
- Frames are individually hand assembled
- High Grade Polyurethane Foam, 2" thick in the seat and back
- Non-marring nylon glides included in each leg at floor level
- Tables have 1" TFL or 1 1/8" HPL surface thickness with 1 mm PVC edge band and Square edge profile HPL tops are 1 1/8" thick with a 3mm PVC edge bands and TFL tops are 1" thick with a 3mm PVC edge bands; Designer White, Sugar Maple, and Williamsburg Cherry feature ABS edge bands
- Black or Aluminum Powder Coat and Chrome wireframes
- Ships fully assembled

HOW TO ORDER EXAMPLE

Seating

Model No.	Description	Example
STL2C	Upholstery	Momentum Cover Cloth Graphite
	Base	SS5SA
	Caster	CHRC

Tables

Model No.	Description	Example
ST11C	Finish	WTA
	Base	STWFA


UPHOLSTERY OPTIONS

Available in single or contrasting upholsteries in a wide variety of graded-in or contract options, including fabric, vinyl, and leather.

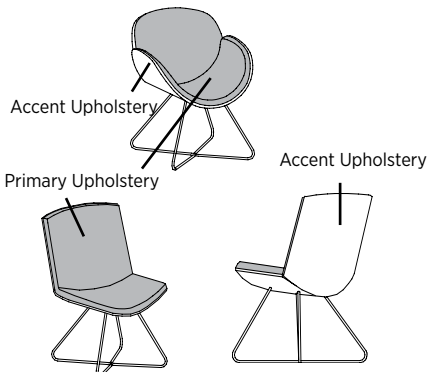
Upholstery Tips: Flexible and stretchy upholstery materials generally work best for this series. Silicone and polyurethane-based materials usually perform better than PVC-based materials, while woven fabric materials with thin backers typically work better.

Contact our Sales Support Team for recommendations or evaluation of a material.

Single Upholstery



Contrasting Upholstery



SPiRiT AND SPiRiT LITE BASE OPTIONS

Base options for Spirit Lite and the Non-Wood Shell Spirit Chair.



Spirit Lite Chair
STL2C
Shown with Wire Base



Spirit Lite Chair with Headrest
STL2C-HR
Shown with Wire Base



Spirit Chair (Non-Wood Shell)
ST2C
Shown with Wire Base

Wireframe Bases

SSWFA	Wireframe Base, Aluminum	\$	N/C
SSWFB	Wireframe Base, Black	\$	N/C
SSWFC	Wireframe Base, Chrome	\$	105

4-Star Swivel Bases

SS4SA	Low Profile 4-Star Polished Alum. Swivel Base with Glides	\$	401
SSBO	4-Star Wood Swivel Base, Blonde Oak	\$	887
SSSPW	4-Star Wood Swivel Base, Spiced Walnut	\$	887

Rocker Base

SSRBB	Rocker Base with Black Frame and Wood Runners; See Finishes and Specify	\$	30
-------	---	----	----

5-Star Swivel Bases

Must specify both base and glide/caster code

SS5SA	5-Star Polished Aluminum Swivel Base with Pneumatic Height Adjustment Options: Must Specify One		
GLIDE	Glides	\$	147
BCC	Black Dual Wheel Carpet Caster	\$	170
BHC	Black Soft Caster for Hard Surfaces	\$	170
CASTC	Chrome Caster	\$	239
CHRC	Chrome Rimmed Casters with Roll Control	\$	584
SS5SARA	5-Star Polished Aluminum Swivel Base with Pneumatic Height Adjustment and Auto-Return with Glides	\$	238

Additional Base Options on Next Page.

SPIRIT CHAIR WITH WOOD SHELL BASE OPTIONS

Base options for Spirit Chair with Wood Shell



Spirit Chair with Wood Shell
ST5C
Shown with Wire Base

Wireframe Bases

SSWFA	Wireframe Base, Aluminum	\$	N/C
SSWFB	Wireframe Base, Black	\$	N/C
SSWFC	Wireframe Base, Chrome	\$	105

4-Star Swivel Bases

SS4SA	Low Profile 4-Star Polished Alum. Swivel Base with Glides	\$	401
-------	---	----	-----

5-Star Swivel Bases

Must specify both base and glide/caster code

SS5SA	5-Star Polished Aluminum Swivel Base with Pneumatic Height Adjustment		
Options: Must Specify One			
GLIDE	Glides	\$	147
BCC	Black Dual Wheel Carpet Caster	\$	170
	Black Soft Caster for Hard Surfaces	\$	170
BHC			
CASTC	Chrome Caster	\$	239
CHRC	Chrome Rimmed Casters with Roll Control	\$	584
SS5SARA	5-Star Polished Aluminum Swivel Base with Pneumatic Height Adjustment and Auto-Return with Glides	\$	238

SPIRIT LOUNGE BASE OPTIONS

Base options for Spirit Lounge



Spirit Lounge
SL23P
Shown with SL4SA Base



Spirit Lounge High Back
SL24P
Shown with Wire Base

Wireframe Bases

SLWFA	Wireframe Base, Aluminum	\$	N/C
SLWFB	Wireframe Base, Black	\$	N/C
SLWFC	Wireframe Base, Chrome	\$	185

4-Star Swivel Bases

SL4SA	High Profile 4-Star Polished Alum. Swivel Base with Glides	\$	529
SLBO	4-Star Wood Swivel Base, Blonde Oak	\$	946
SLSPW	4-Star Wood Swivel Base, Spiced Walnut	\$	946

WOOD FINISHES

Indiana Furniture uses a multi-step, hand finishing process on all exposed wood frames.

Chairs feature a catalyzed varnish finish which offers durability, lasting beauty, and resistance to normal wear.

AW	Artisan Walnut	MW	Mahogany Walnut
AS	Asian Night	MAS	Mesa Sunset*
BW	Beigewood*	MTS	Metropolis Sky
BL	Black	MNR	Midnight Run
CO	Columbian Walnut	NTM	Natural Marrone*
DC	Dark Cherry	ORW	Oak Riftwood*
DFW	Dark Forest Walnut*	PNW	Pinnacle Walnut
WH	Designer White	PTK	Portico Teak*
EF	Espresso	RC	River Cherry*
FO	Fawn Oak*	SCH	Select Cherry
FLW	Florence Walnut*	SPW	Sepia Walnut*
GC	Golden Cherry	SKC	Shaker Cherry
HVM	Harvest Maple*	SBP	Smoky Brown Pear*
HW	Harvest Walnut	TK	Studio Teak
HNW	Henna Walnut	SM	Sugar Maple
KHE	Kirsche	WTA	Weathered Ash*
LW	Legacy Walnut	WNB	White Nebbia
		WC	Williamsburg Cherry

* Finish is Low Sheen

TFL (T) AND HPL (P) LAMINATE TABLE OPTIONS

WOODGRAIN

AS	Asian Night	PNW	Pinnacle Walnut
BW	Beigewood	PTK	Portico Teak
CO	Columbian Walnut	RC	River Cherry
EF	Espresso	SCH	Select Cherry
FLW	Florence Walnut	SPW	Sepia Walnut
GC	Golden Cherry	SKC	Shaker Cherry
HVM	Harvest Maple	SBP	Smoky Brown Pear
KHE	Kirsche	TK	Studio Teak
MW	Mahogany Walnut	SM	Sugar Maple
MNR	Midnight Run	WTA	Weathered Ash
NTM	Natural Marrone	WNB	White Nebbia
ORW	Oak Riftwood	WC	Williamsburg Cherry

SOLID

BL	Black	FHG	Fashion Grey
WH	Designer White	WHS	White Sand

CERTIFICATIONS & COMPLIANCE

- CAL 117-2013 Compliance
- Intertek Sustainability Certified
- BIFMA level® Certified
- BIFMA Compliant® Certified
- TSCA Title VI (CARB) Compliance
- Contributes to LEED®, Green Globes®, and WELL® Sustainable Programs

Spirit + Spirit Lite Seating



Spirit Lite:
STL2C
[\(See Details\)](#)



Spirit Lite with Headrest:
STL2C-HR
[\(See Details\)](#)



Spirit Chair:
ST2C
[\(See Details\)](#)



*Spirit Chair with
Wood Shell:
ST5C
[\(See Details\)](#)

Base Options (* indicates bases available on ST5C)



Wireframe Base:

*SSWFA (Aluminum)
*SSWFB (Black)
*SSWFC (Chrome)



4-star Swivel
Wood Base:

SSBO (Blonde Oak)
SSSPW (Spiced Walnut)



Low Profile 4-star
Polished Aluminum
Swivel Base with
Glides:
*SS4SA



Rocker Base:
SSRBB



5-star Polished
Aluminum Swivel
Base with Casters or
Glides:
*SS5SA

*SS5SARA (with Auto-Return)

Spirit Lounge Seating



Spirit Lounge Chair:
SL23P
[\(See Details\)](#)



Spirit High Back
Lounge Chair:
SL24P
[\(See Details\)](#)

Base Options



Wireframe Base:

SLWFA (Aluminum)
SLWFB (Black)
SLWFC (Chrome)



4-star Swivel
Wood Base:

SLBO (Blonde Oak)
SLSPW (Spiced Walnut)
Open Market Only




Low Profile 4-star
Polished Aluminum
Swivel Base with
Glides:

SL4SA



High Profile 4-star
Polished Aluminum
Swivel Base with
Glides:

SL4SA



Enhance your space with new
Cush Pillows. Available in
multiple shapes and sizes, and
with or without piping.
[Visit our website for more
details.](#)

Tables




Spirit Table:
ST11C (TFL)
ST11CH (HPL)
[\(See Details\)](#)



Spirit Round Table:
SLT-1W (TFL)
SLT-1WH (HPL)
[\(See Details\)](#)

Item	Model No.	Chair Width	Chair Depth	Chair Height	Seat Width	Seat Depth	Seat Height	Arm Height	Ship Wt	Cubic Ft
SPIRIT LITE CHAIR	STL2C									
	SSWFA/B/C BASE	23 $\frac{3}{8}$	26	31 $\frac{7}{8}$	22	19 $\frac{1}{2}$	16 $\frac{3}{8}$	-	32	24.0
	SSBO/SPW BASE	23 $\frac{3}{8}$	26	31 $\frac{1}{2}$	22	19 $\frac{1}{2}$	16	-	32	24.0
	SS4SA BASE	23 $\frac{3}{8}$	26	31 $\frac{7}{8}$	22	19 $\frac{1}{2}$	16 $\frac{3}{8}$	-	32	24.0
	SSRBB BASE	23 $\frac{3}{8}$	26	29 $\frac{1}{2}$	22	19 $\frac{1}{2}$	14	-	32	24.0
	SS5SA BASE	23 $\frac{3}{8}$	26	30-33 $\frac{3}{8}$	22	19 $\frac{1}{2}$	14 $\frac{1}{2}$ -18 $\frac{1}{8}$	-	32	24.0



Must Specify (in this order):


Model #
Primary Upholstery
Accent Upholstery
Base
Caster/Glide (for 5-Star Polished Aluminum Swivel Base Only)

Description

- Standard with: Wireframe Base; Must Specify Color, Available in Aluminum (SSWFA), Black (SSWFB), or Chrome (SSWFC, Add \$100)
- Available with Contrasting Upholstery ([See Details](#))
- Additional Base Options ([See Base Option Details and Pricing](#)): Rocker, 4-Star Wood Swivel, 4-Star Polished Aluminum Swivel, or 5-Star Polished Aluminum Swivel

List Price/Grade	Yards	COM/1	2	3	4	5	6	7	8	9	10	L1	L2
Single Upholstery	2.50	\$ 1397	1532	1650	1762	1932	2105	2350	2607	2907	3252	2262	2632
Contrasting Upholstery													
Primary	1.00	\$ 1397	1451	1498	1543	1611	1680	1778	1881	2001	2139	1743	1891
Accent	1.50	\$ 0	81	152	219	321	425	572	726	906	1113	519	741

SPIRIT LITE CHAIR WITH HEADREST



Must Specify (in this order):

Model #
Primary Upholstery
Accent Upholstery
Base
Caster/Glide (for 5-Star Polished Aluminum Swivel Base Only)

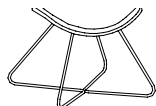
STL2C-HR									
SSWFA/B/C BASE	23⅜	26	37⅞	22	19½	16⅜	-	34	24.8
SSBO/SPW BASE	23⅜	26	37½	22	19½	16	-	34	24.8
SS4SA BASE	23⅜	26	37⅞	22	19½	16⅜	-	34	24.8
SSRBB BASE	23⅜	26	35½	22	19½	14	-	34	24.8
SS5SA BASE	23⅜	26	33⅞-37½	22	19½	14½-18⅞	-	34	24.8

Description

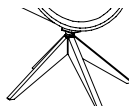
- Standard with: Headrest and Wireframe Base; Must Specify Color, Available in Aluminum (SSWFA), Black (SSWFB), or Chrome (SSWFC, Add \$100)
- Available with Contrasting Upholstery ([See Details](#))
- Additional Base Options ([See Base Option Details and Pricing](#)): Rocker, 4-Star Wood Swivel, 4-Star Polished Aluminum Swivel, or 5-Star Polished Aluminum Swivel

List Price/Grade	Yards	COM/1	2	3	4	5	6	7	8	9	10	L1	L2
Single Upholstery	3.00	\$ 1653	1815	1956	2091	2295	2502	2796	3105	3465	3879	2691	3135
Contrasting Upholstery													
Primary	1.50	\$ 1653	1734	1805	1872	1974	2078	2225	2379	2559	2766	2172	2394
Accent	1.50	\$ 0	81	152	219	321	425	572	726	906	1113	519	741

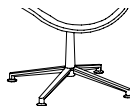
Base Options: ([See Base Option Details and Pricing](#))



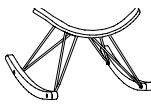
Wireframe Base:
SSWFA (Aluminum)
SSWFB (Black)
SSWFC (Chrome)



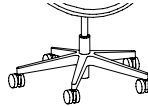
4-star Swivel Wood Base:
SSBO (Blonde Oak)
SSSPW (Spiced Walnut)
Open Market Only



Low Profile 4-star Polished Aluminum Swivel Base with Glides:
SS4SA




Rocker Base:
SSRBB




5-star Polished Aluminum Swivel Base with Casters or Glides:
SS5SA (No Auto Return)
SS5SARA (With Auto Return)
(Must Order Glides With Auto Return)

For ordering options, [see overview at the beginning of this section.](#)

Item	Model No.	Chair Width	Chair Depth	Chair Height	Seat Width	Seat Depth	Seat Height	Arm Height	Ship Wt	Cubic Ft			
<div>SPIRIT LOUNGE CHAIR</div> <div></div>	SL23P												
	SSWFA/B/C BASE	23 $\frac{5}{8}$	26 $\frac{3}{8}$	35 $\frac{5}{8}$	24	20	16 $\frac{1}{8}$	-	40	24.0			
	SSBO/SSSPW BASE	23 $\frac{3}{8}$	26 $\frac{3}{8}$	33 $\frac{7}{8}$	24	20	14 $\frac{3}{8}$	-	40	24.0			
	SL4SA BASE	23 $\frac{5}{8}$	26 $\frac{3}{8}$	35 $\frac{5}{8}$	24	20	14 $\frac{1}{8}$	-	40	24.0			
<div>Description</div> <div><ul style="list-style-type: none">Standard with: Wireframe Base; Must Specify Color, Available in Aluminum (SSWFA), Black (SSWFB), or Chrome (SLWFC, Add \$177)Available with Contrasting Upholstery (See Details)Additional Base Options (See Base Option Details and Pricing): 4-Star Polished Aluminum and 4-Star Wood Base (Select Blonde Oak or Spiced Walnut)</div>													
<div>Must Specify (in this order):</div> <div>Model #</div> <div>Primary Upholstery</div> <div>Accent Upholstery</div> <div>Base</div> <div>Caster/Glide (for 5-Star Polished Aluminum Swivel Base Only)</div>													
List Price/Grade	Yards	COM/1	2	3	4	5	6	7	8	9	10	L1	L2
Single Upholstery	3.00	\$ 1533	1695	1836	1971	2175	2382	2676	2985	3345	3759	2571	3015
Contrasting Upholstery													
Primary	1.50	\$ 1533	1614	1685	1752	1854	1958	2105	2259	2439	2646	2052	2274
Accent	1.50	\$ 0	81	152	219	321	425	572	726	906	1113	519	741

SPIRIT HIGH BACK LOUNGE CHAIR



SL24P

SSWFA/B/C BASE	23⅝	26⅝	48¼	24	20	16⅝	-	44	24.8
SSBO/SSSPW BASE	23⅝	26⅝	47½	24	20	14⅜	-	44	24.8
SL4SA BASE	23⅝	26⅝	46¼	24	20	14⅝	-	44	24.8

Description

- Standard with: Wireframe Base; Must Specify Color, Available in Aluminum (SSWFA), Black (SSWFB), or Chrome (SLWFC, Add \$177)
- Available with Contrasting Upholstery ([See Details](#))
- Additional Base Options ([See Base Option Details and Pricing](#)): 4-Star Polished Aluminum and 4-Star Wood Base (Select Blonde Oak or Spiced Walnut)

Must Specify (in this order):

Model #

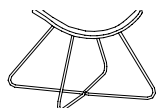
Primary Upholstery

Accent Upholstery

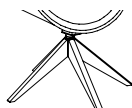
Base

Caster/Glide (for 5-Star Polished Aluminum Swivel Base Only)

List Price/Grade	Yards	COM/1	2	3	4	5	6	7	8	9	10	L1	L2
Single Upholstery	4.00	\$ 2035	2251	2439	2619	2891	3167	3559	3971	4451	5003	3419	4011
Contrasting Upholstery													
Primary	2.00	\$ 2035	2143	2237	2327	2463	2601	2797	3003	3243	3519	2727	3023
Accent	2.00	\$ 0	108	202	292	428	566	762	968	1208	1484	692	988

Base Options: ([See Base Option Details and Pricing](#))


Wireframe Base:
SSWFA (Aluminum)
SSWFB (Black)
SSWFC (Chrome)



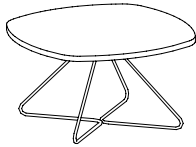
4-star Swivel Wood Base:
SSBO (Blonde Oak)
SSSPW (Spiced Walnut)
 Open Market Only



High Profile 4-star Polished Aluminum Swivel Base with Glides
 (SL23P and SL24P only):
SL4SA

 For ordering options, [see overview at the beginning of this section.](#)

Item	Model No.		Width	Depth	Height	Ship Wt	Cubic Ft	List Price	
SPIRIT SQUARE TABLE	ST11C	TFL	27	27	17	31	11.4	T\$	891
	ST11CH	HPL	27	27	17	31	11.4	P\$	1075



Must Specify (in this order):

Model #
Top Color
Base Color

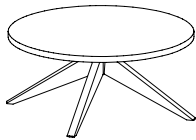
Description

- Standard with: 1" TFL Top or 1½" HPL Top and Wireframe Base; Must Specify Color (See Details Below)
- Features Square Edge Profile

Wireframe Base Options: Specify & Add

STWFA	Wireframe, Aluminum	N/C
STWFB	Wireframe, Black	N/C
STWFC	Wireframe, Chrome	\$ 62

SPIRIT ROUND TABLE	SLT-1W	TFL	31½	31½	14½	31	11.4	T\$	1570
	SLT-1WH	HPL	31½	31½	14½	31	11.4	P\$	1740



Must Specify (in this order):

Model #
Top Color
Base Color

Description

- Standard with: 1" TFL Top or 1½" HPL Top and 4-Star Swivel Wood Base (Select Blonde Oak or Spiced Walnut)
- Features Square Edge Profile

For ordering options, [see overview at the beginning of this section.](#)

The Synergy Collection has partitions, tables, and seating to create spaces in an impromptu way without the need for complex architecture. Synergy Seating includes Cubby Benches that provide easy storage and mobility, Team Benches for multiple users, and Stools with three seating heights.

CONSTRUCTION

SEATING

- All bench and stool joints are precisely fit with lag bolt connections for maximum strength and durability
- Stools and benches are rated for users up to 275lbs, ship fully assembled and feature 1½" thick High Grade Polyurethane Foam on the stools and bench seats
- Stool legs are 2"D, crafted from European Beech, and individually hand sanded prior to being finished with non-marring fixed nylon glides when casters are not selected

HOW TO ORDER EXAMPLES

MODEL	QTY	DESCRIPTION	EXAMPLE
CUBBY BENCH			
820-4822MCB	1	Upholstery	Momentum Colorloop
		Chassis Color	Smoke
		Foot Ring Metal Accent	ORW
			ALUM

STOOLS

821	2	Upholstery	CF Stinson Drift
		Leg Color	Tidepool
		Foot Ring Metal Accent	ORW
			ALUM

TFL (T) COLOR OPTIONS FOR CUBBY BENCH

WOODGRAIN

AS	Asian Night	PNW	Pinnacle Walnut
BW	Beigewood	PTK	Portico Teak
CO	Columbian Walnut	RC	River Cherry
EF	Espresso	SCH	Select Cherry
FLW	Florence Walnut	SPW	Sepia Walnut
GC	Golden Cherry	SKC	Shaker Cherry
HVM	Harvest Maple	SBP	Smoky Brown Pear
KHE	Kirsche	TK	Studio Teak
MW	Mahogany Walnut	SM	Sugar Maple
MNR	Midnight Run	WTA	Weathered Ash
NTM	Natural Marrone	WNB	White Nebbia
ORW	Oak Riftwood	WC	Williamsburg Cherry

SOLID

BL	Black	FHG	Fashion Grey
WH	Designer White	SG	Slate Grey

SEATING LEG WOOD FINISHES

Indiana Furniture uses a multi-step, hand finishing process on all exposed wood frames.

Units feature a catalyzed varnish finish which offers durability, lasting beauty, and resistance to normal wear.


AW	Artisan Walnut	MAS	Mesa Sunset*
AS	Asian Night	MTS	Metropolis Sky
BW	Beigewood*	MNR	Midnight Run
BL	Black	NTM	Natural Marrone*
CO	Columbian Walnut	ORW	Oak Riftwood*
DC	Dark Cherry	PNW	Pinnacle Walnut
DFW	Dark Forest Walnut*	PTK	Portico Teak*
WH	Designer White	RC	River Cherry*
EF	Espresso	SCH	Select Cherry
FO	Fawn Oak*	SPW	Sepia Walnut*
FLW	Florence Walnut*	SKC	Shaker Cherry
GC	Golden Cherry	SBP	Smoky Brown Pear*
HVM	Harvest Maple*	TK	Studio Teak
HW	Harvest Walnut	SM	Sugar Maple
HNW	Henna Walnut	WTA	Weathered Ash*
KHE	Kirsche	WNB	White Nebbia
LW	Legacy Walnut	WC	Williamsburg Cherry
MW	Mahogany Walnut		

* Finish is Low Sheen

METAL ACCENT COLORS FOR CUBBY BENCH AND STOOLS

Metal accents are featured on the cubby bench and stools in three colors. Must specify color.

ALUM	Aluminum	SNO	Snow
BLK	Black		



CERTIFICATIONS & COMPLIANCE

- Intertek Sustainability Certified
- BIFMA Compliant® Certified
- TSCA Title VI (formerly CARB) Compliance
- Contributes to LEED®, Green Globes®, and WELL® Sustainable Programs



Cubby Bench with Casters:
820-4822MCB
[\(See Details\)](#)



Team Bench with Casters:
820-4819MTB
[\(See Details\)](#)



Team Bench with Glides:
820-4819TB
[\(See Details\)](#)



Stool with Casters:
820-2419MFS
[\(See Details\)](#)



Stool with Glides:
820-2419FS
[\(See Details\)](#)



Counter Height Stool
with Glides:
821
[\(See Details\)](#)



Bar Height Stool
with Glides:
822
[\(See Details\)](#)

SYNERGY

MULTI-USE PARTITIONS, SEATING + TABLES (8200 SERIES)



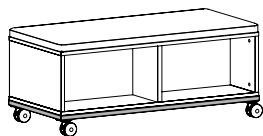
Synergy is a collection of partitions, tables, and seating to create spaces in an impromptu way without the need for complex architecture.

Synergy promotes flexibility to adapt to different interactions, forming areas to gather, separate, and then gather again...all in personalized ways, and all within the same open space.



See the entire Synergy Collection under Space Division in the Tables+Space Division Price List.

Item	Model No.	Seat Width	Seat Depth	Seat Height	Ship Wt	Cubic Ft
CUBBY BENCH	820-4822MCB	48	19	17½	47	9.2



Must Specify (in this order):

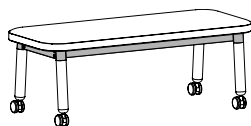
Model #
Upholstery
Chassis Finish
Metal Accent Color

Description

- Standard with: Four (4) 75mm Non-Locking Casters
- Two (2) Cubbies on Each Side, Four (4) Cubbies Total; Each Cubby is 22½"W x 10¼"D x 12"H
- Cushion is One Piece
- Must Specify TFL Chassis; [See TFL Colors and Specify](#)
- Metal Accent Measures 1" Square, Available in Black (BLK), Aluminum (ALUM), or Snow (SNO); Must Specify Color; [See Details](#)

List Price/Grade	Yards	COM/1	2	3	4	5	6	7	8	9	10	L1	L2
Single Upholstery	1.50	\$ 1890	1971	2042	2109	2211	2315	2462	2616	2796	3003	2409	2631

TEAM BENCH WITH CASTERS	820-4819MTB	48	19	17½	47	9.2
-------------------------	-------------	----	----	-----	----	-----



Must Specify (in this order):

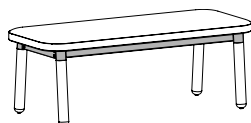
Model #
Upholstery
Leg Finish
Metal Accent Color

Description

- Standard with 60mm Non-Locking Casters
- Legs are 2"D, Must Specify Color; [See Leg Color Options](#)
- Metal Accent Measures 2"H and 1" Thick, Available in Black (BLK), Aluminum (ALUM), or Snow (SNO); Must Specify Color; [See Details](#)

List Price/Grade	Yards	COM/1	2	3	4	5	6	7	8	9	10	L1	L2
Single Upholstery	1.50	\$ 1916	1997	2068	2135	2237	2341	2488	2642	2822	3029	2435	2657

TEAM BENCH WITH GLIDES	820-4819TB	48	19	17½	47	9.2
------------------------	------------	----	----	-----	----	-----



Must Specify (in this order):

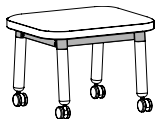
Model #
Upholstery
Leg Finish
Metal Accent Color

Description

- Standard with Fixed Glides
- Legs are 2"D Feature Fixed Glides, Must Specify Color; [See Leg Color Options](#)
- Metal Accent Measures 2"H and 1" Thick, Available in Black (BLK), Aluminum (ALUM), or Snow (SNO); Must Specify Color; [See Details](#)

List Price/Grade	Yards	COM/1	2	3	4	5	6	7	8	9	10	L1	L2
Single Upholstery	1.50	\$ 1809	1890	1961	2028	2130	2234	2381	2535	2715	2922	2328	2550

Item	Model No.	Seat Width	Seat Depth	Seat Height	Ship Wt	Cubic Ft
STOOL WITH CASTERS	820-2419MFS	24	19	17½	29	4.6



Must Specify (in this order):


Model #
Upholstery
Leg Finish
Metal Accent Color

Description

- Standard with 60mm Non-Locking Casters
- Legs are 2"D, Must Specify Color; [See Leg Color Options](#).
- Metal Accent Measures 2"H and 1" Thick, Available in Black (BLK), Aluminum (ALUM), or Snow (SNO); Must Specify Color, [See Details](#)

List Price/Grade	Yards	COM/1	2	3	4	5	6	7	8	9	10	L1	L2
Single Upholstery	1.00	\$ 1661	1715	1762	1807	1875	1944	2042	2145	2265	2403	2007	2155

STOOL WITH GLIDES	820-2419FS	24	19	17½	29	4.6
-------------------	------------	----	----	-----	----	-----



Must Specify (in this order):


Model #
Upholstery
Leg Finish
Metal Accent Color

Description

- Standard with Fixed Glides
- Legs are 2"D, Must Specify Color; [See Leg Color Options](#).
- Metal Accent Measures 2"H and 1" Thick, Available in Black (BLK), Aluminum (ALUM), or Snow (SNO); Must Specify Color, [See Details](#)

List Price/Grade	Yards	COM/1	2	3	4	5	6	7	8	9	10	L1	L2
Single Upholstery	1.00	\$ 1553	1607	1654	1699	1767	1836	1934	2037	2157	2295	1899	2047

COUNTER HEIGHT STOOL	821	16¾	16¾	27½	22	4.5
----------------------	-----	-----	-----	-----	----	-----



Must Specify (in this order):

Model #
Upholstery
Leg Finish
Foot Ring Color

Description

- Standard with Fixed Glides
- Legs are 2"D, Must Specify Color; [See Leg Color Options](#).
- Foot Ring Available in Black (BLK), Aluminum (ALUM), or Snow (SNO), Must Specify Color, [See Details](#)

List Price/Grade	Yards	COM/1	2	3	4	5	6	7	8	9	10	L1	L2
Single Upholstery	1.00	\$ 1394	1448	1495	1540	1608	1677	1775	1878	1998	2136	1740	1888

BAR HEIGHT STOOL	822	16¾	16¾	31½	23	5.1
------------------	-----	-----	-----	-----	----	-----



Must Specify (in this order):

Model #
Upholstery
Leg Finish
Foot Ring Color

Description

- Standard with Fixed Glides
- Legs are 2"D, Must Specify Color; [See Leg Color Options](#).
- Foot Ring Available in Black (BLK), Aluminum (ALUM), or Snow (SNO), Must Specify Color, [See Details](#)

List Price/Grade	Yards	COM/1	2	3	4	5	6	7	8	9	10	L1	L2
Single Upholstery	1.00	\$ 1429	1483	1530	1575	1643	1712	1810	1913	2033	2171	1775	1923

[See Synergy Overview For Ordering Options](#)

Trift is an all-inclusive guest collection with abundant options for multiple applications. Carefully contoured frame and enhanced seat design provide hours of seated comfort. Five back options in wood and upholstery, and arm and armless models appeal to a broad base of needs. Specify for conferencing, reception, dining, healthcare, and companion seating. Trift accommodates all work areas with ease in one versatile collection.

CONSTRUCTION

- Exposed wood components and chair frame are manufactured using European Beech and are free of spirits, discoloration, pits, shakes, and wormholes
- All chair joints are double-doweled or mortised and tenoned, screwed, and glued for maximum strength and durability
- All seats feature corner blocking
- Frames are individually hand assembled and sanded prior to being finished
- Non-marring nylon glides included in each leg at floor level
- High Grade Polyurethane Foam, 1½" thick in the seat and 1" thick in the back
- Textiles are sewn with double stitch seams
- High quality resilient sheet webbing ensures a comfortable seating application
- Chairs rated for users up to 275lbs
- Ships fully assembled

HOW TO ORDER EXAMPLE

Model No.	Description	Example
980	Finish	AW
	Upholstery	CF Stinson Artisan Fossil
	Glides	STD

WOOD FINISHES

Indiana Furniture uses a multi-step, hand finishing process on all exposed wood frames.

Chairs feature a catalyzed varnish finish which offers durability, lasting beauty, and resistance to normal wear.

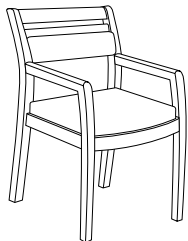
AW	Artisan Walnut	MW	Mahogany Walnut
AS	Asian Night	MAS	Mesa Sunset*
BW	Beigewood*	MTS	Metropolis Sky
BL	Black	MNR	Midnight Run
CO	Columbian Walnut	NTM	Natural Marrone*
DC	Dark Cherry	ORW	Oak Riftwood*
DFW	Dark Forest Walnut*	PNW	Pinnacle Walnut
WH	Designer White	PTK	Portico Teak*
EF	Espresso	RC	River Cherry*
FO	Fawn Oak*	SCH	Select Cherry
FLW	Florence Walnut*	SPW	Sepia Walnut*
GC	Golden Cherry	SKC	Shaker Cherry
HVM	Harvest Maple*	SBP	Smoky Brown Pear*
HW	Harvest Walnut	TK	Studio Teak
HNW	Henna Walnut	SM	Sugar Maple
KHE	Kirsche	WTA	Weathered Ash*
LW	Legacy Walnut	WNB	White Nebbia
		WC	Williamsburg Cherry

* Finish is Low Sheen

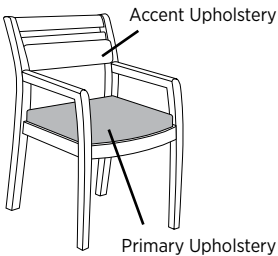
UPHOLSTERY OPTIONS

Available in single or contrasting upholsteries in a wide variety of graded-in or contract options, including fabric, vinyl, and leather.

Single Upholstery



Contrasting Upholstery



GLIDE OPTIONS

STD	Nylon Glides	STD
FELT	Felt Glides	\$ N/C

CERTIFICATIONS & COMPLIANCE

- CAL 117-2013 Compliance
- Intertek Sustainability Certified
- BIFMA level® Certified
- BIFMA Compliant® Certified
- TSCA Title VI (CARB) Compliance
- Contributes to LEED®, Green Globes®, and WELL® Sustainable Programs





Guest with
Upholstered Section:
980
[\(See Details\)](#)



Armless with
Upholstered Section:
990
[\(See Details\)](#)



Guest with
½ Wood Back:
985
[\(See Details\)](#)



Armless with
½ Wood Back:
995
[\(See Details\)](#)



Guest with
Slat Back:
986
[\(See Details\)](#)



Armless with
Slat Back:
996
[\(See Details\)](#)



Guest with Wood/
Upholstery Accent:
988
[\(See Details\)](#)



Armless with Wood/
Upholstery Accent:
998
[\(See Details\)](#)

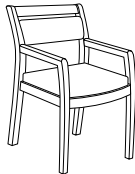


Guest with Wood
Back Accent:
989
[\(See Details\)](#)



Armless with Wood
Back Accent:
999
[\(See Details\)](#)

Item	Model No.	Chair Width	Chair Depth	Chair Height	Seat Width	Seat Depth	Seat Height	Arm Height	Ship Wt	Cubic Ft
GUEST WITH UPHOLSTERED BACK SECTION	980	21½	23½	32¼	18½	19	17½	25	23	16.9



Must Specify (in this order):
Model #
Finish
Primary Upholstery
Accent Upholstery
Glide

Description

- Standard with: Nylon Glides
- Available with Contrasting Upholstery ([See Details](#))

List Price/Grade	Yards	COM/1	2	3	4	5	6	7	8	9	10	L1	L2
Single Upholstery	1.00	\$ 1315	1369	1416	1461	1529	1598	1696	1799	1919	2057	1661	1809
Contrasting Upholstery													
Primary	1.00	\$ 1363	1417	1464	1509	1577	1646	1744	1847	1967	2105	1709	1857
Accent	1.00	\$ 0	54	101	146	214	283	381	484	604	742	346	494

ARMLESS GUEST WITH UPHOLSTERED BACK SECTION	990	21½	23½	32¼	18½	19	17½	—	22	16.9
---	-----	-----	-----	-----	-----	----	-----	---	----	------



Must Specify (in this order):
Model #
Finish
Primary Upholstery
Accent Upholstery
Glide

Description

- Standard with: Nylon Glides
- Available with Contrasting Upholstery ([See Details](#))

List Price/Grade	Yards	COM/1	2	3	4	5	6	7	8	9	10	L1	L2
Single Upholstery	1.00	\$ 1213	1267	1314	1359	1427	1496	1594	1697	1817	1955	1559	1707
Contrasting Upholstery													
Primary	1.00	\$ 1261	1315	1362	1407	1475	1544	1642	1745	1865	2003	1607	1755
Accent	1.00	\$ 0	54	101	146	214	283	381	484	604	742	346	494

GUEST WITH ½ WOOD BACK	985	21½	23½	32¼	18½	19	17½	25	23	16.9
------------------------	-----	-----	-----	-----	-----	----	-----	----	----	------




Must Specify (in this order):
Model #
Finish
Upholstery
Glide

Description

- Standard with: Nylon Glides

List Price/Grade	Yards	COM/1	2	3	4	5	6	7	8	9	10	L1	L2
Single Upholstery	1.00	\$ 1194	1248	1295	1340	1408	1477	1575	1678	1798	1936	1540	1688

ARMLESS GUEST WITH ½ WOOD BACK	995	21½	23½	32¼	18½	19	17½	—	22	16.9
--------------------------------	-----	-----	-----	-----	-----	----	-----	---	----	------



Must Specify (in this order):
Model #
Finish
Upholstery
Glide

Description

- Standard with: Nylon Glides

List Price/Grade	Yards	COM/1	2	3	4	5	6	7	8	9	10	L1	L2
Single Upholstery	1.00	\$ 1090	1144	1191	1236	1304	1373	1471	1574	1694	1832	1436	1584

For ordering options, [see overview at the beginning of this section.](#)

Indiana

FURNITURE

TRIFT™

GUEST SEATING (980 SERIES)

Item	Model No.	Chair Width	Chair Depth	Chair Height	Seat Width	Seat Depth	Seat Height	Arm Height	Ship Wt	Cubic Ft
GUEST WITH SLAT BACK	986	21½	25¾	32¼	18½	21	17½	25	23	16.9



Must Specify (in this order):

Model #
Finish
Upholstery
Glide

Description

- Standard with: Nylon Glides

List Price/Grade	Yards	COM/1	2	3	4	5	6	7	8	9	10	L1	L2
Single Upholstery	1.00	\$ 1214	1268	1315	1360	1428	1497	1595	1698	1818	1956	1560	1708

ARMLESS GUEST WITH SLAT BACK	996	21½	25¾	32¼	18½	21	17½	—	22	16.9
------------------------------	-----	-----	-----	-----	-----	----	-----	---	----	------



Must Specify (in this order):

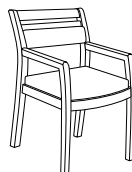
Model #
Finish
Upholstery
Glide

Description

- Standard with: Nylon Glides

List Price/Grade	Yards	COM/1	2	3	4	5	6	7	8	9	10	L1	L2
Single Upholstery	1.00	\$ 1106	1160	1207	1252	1320	1389	1487	1590	1710	1848	1452	1600

GUEST WITH WOOD/UPHOLSTERED ACCENT	988	21½	23½	32¼	18½	19	17½	25	23	16.9
------------------------------------	-----	-----	-----	-----	-----	----	-----	----	----	------



Must Specify (in this order):

Model #
Finish
Primary Upholstery
Accent Upholstery
Glide

Description

- Standard with: Nylon Glides
- Available with Contrasting Upholstery ([See Details](#))

List Price/Grade	Yards	COM/1	2	3	4	5	6	7	8	9	10	L1	L2
Single Upholstery	1.00	\$ 1338	1392	1439	1484	1552	1621	1719	1822	1942	2080	1684	1832
Contrasting Upholstery													
Primary	1.00	\$ 1386	1440	1487	1532	1600	1669	1767	1870	1990	2128	1732	1880
Accent	1.00	\$ 0	54	101	146	214	283	381	484	604	742	346	494

ARMLESS GUEST WITH WOOD/UPHOLSTERED ACCENT	998	21½	23½	32¼	18½	19	17½	—	22	16.9
--	-----	-----	-----	-----	-----	----	-----	---	----	------



Must Specify (in this order):

Model #
Finish
Primary Upholstery
Accent Upholstery
Glide

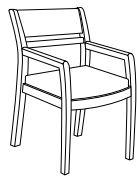
Description

- Standard with: Nylon Glides
- Available with Contrasting Upholstery ([See Details](#))

List Price/Grade	Yards	COM/1	2	3	4	5	6	7	8	9	10	L1	L2
Single Upholstery	1.00	\$ 1230	1284	1331	1376	1444	1513	1611	1714	1834	1972	1576	1724
Contrasting Upholstery													
Primary	1.00	\$ 1278	1332	1379	1424	1492	1561	1659	1762	1882	2020	1624	1772
Accent	1.00	\$ 0	54	101	146	214	283	381	484	604	742	346	494

For ordering options, [see overview at the beginning of this section.](#)

Item	Model No.	Chair Width	Chair Depth	Chair Height	Seat Width	Seat Depth	Seat Height	Arm Height	Ship Wt	Cubic Ft
GUEST WITH WOOD BACK ACCENT	989	21½	23½	32¼	18½	19	17½	25	23	16.90



Description

- Standard with: Nylon Glides

List Price/Grade	Yards	COM/1	2	3	4	5	6	7	8	9	10	L1	L2
Single Upholstery	1.00	\$ 1214	1268	1315	1360	1428	1497	1595	1698	1818	1956	1560	1708

Must Specify (in this order):
Model #
Finish
Upholstery
Glide

ARMLESS GUEST WITH WOOD BACK ACCENT	999	21½	23½	32¼	18½	19	17½	—	22	16.9
-------------------------------------	-----	-----	-----	-----	-----	----	-----	---	----	------



Description

- Standard with: Nylon Glides

List Price/Grade	Yards	COM/1	2	3	4	5	6	7	8	9	10	L1	L2
Single Upholstery	1.00	\$ 1115	1169	1216	1261	1329	1398	1496	1599	1719	1857	1461	1609

Must Specify (in this order):
Model #
Finish
Upholstery
Glide

Triple Play can multi-task from lounge height to sitting height, and all the way up to counter height. This versatile seating line lets people choose how and where they want to work with the ability to join any group, at any height table in the room. Triple Play partners with 18” high tables, 29-30” high tables, and 36” high tables, or any range in between.

CONSTRUCTION

- Fully upholstered product that features a high density, firm polyurethane foam interior that holds its shape; shape is static at the lounge height position and at the sitting height position and has a gentle, flexible motion while sitting at the counter height position
- Foam construction can be used to sit on any of the six sides
- Handle is covered in upholstery
- Zipper included with upholstery cover for easy removal and cleaning
- Benches rated for users up to 275lbs
- Ships fully assembled

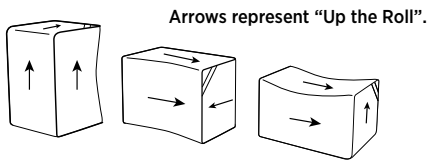
HOW TO ORDER EXAMPLE

Model No.	Description	Example
3-1526ST	Upholstery	CF Stinson Artisan Seaport
	Welt Cord	CF Stinson Artisan Anjou
	Upholstery	
	Zipper	Navy

UPHOLSTERY OPTIONS + TIPS

Available in single upholstery with a matching handle, and your choice of a matching or contrasting welt cord, or no welt cord at all. Select from a wide variety of graded-in or contract options, including fabric, vinyl, and leather. We recommend avoiding the use of obvious directional patterns due to Triple Play’s multiple positions of use.

Indiana Furniture will make every attempt to have the upholstery pattern going the same direction while making the best use of the yardage supplied.



Upholstery Tips: Due to constant compression of the upholstery material, it is recommended to pick a material that does not easily fray. In most cases vinyl and vinyl-like materials will perform well. When evaluating a woven fabric material, check how easy it is to separate the woven strands. Typically, fabric materials with a thick backer or a non-linear weave pattern work best.

Contact our Sales Support Team for recommendations or evaluation of a material.


ZIPPER OPTIONS

Black	Navy
Brown	Slate
Dark Gray	Tan
Ivory	White

CERTIFICATIONS & COMPLIANCE

- CAL 117-2013 Compliance
- Intertek Sustainability Certified
- BIFMA level® Certified
- BIFMA Compliant® Certified
- TSCA Title VI (CARB) Compliance
- Contributes to LEED®, Green Globes®, and WELL® Sustainable Programs

STATEMENT OF LINE

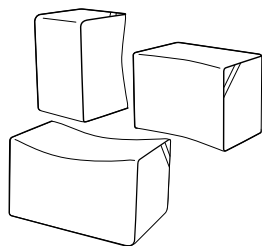


Multi-Height Bench:
3-1526ST
([See Details](#))

TRIPLE PLAY™

MULTI-HEIGHT BENCH (3 SERIES)

Item	Model No.	Chair Width	Chair Depth	Chair Height	Ship Wt	Cubic Ft
MULTI-HEIGHT BENCH	3-1526ST	18	16½-15	26	12.8	5.8



Must Specify (in this order):

Model #
Primary Upholstery
Welt Cord
Zipper Color

Description

- Standard with: Matching Upholstered Handle
- Rotate Seat to Provide Seating for 18"H, 29-30"H, and 36"H Tables, or any range in between
- Available with Contrasting Upholstery with Welt Cord ([See Details](#))
- We recommend avoiding the use of obvious directional patterns due to the multiple positions of use

List Price/Grade	Yards	COM/1	2	3	4	5	6	7	8	9	10
Single Upholstery											
With Welt Cord	3.00 \$	958	1120	1261	1396	1600	1807	2101	2410	2770	3184
No Welt Cord	2.00 \$	842	950	1044	1134	1270	1408	1604	1810	2050	2326
Contrasting Upholstery											
Primary	2.00 \$	958	1066	1160	1250	1386	1524	1720	1926	2166	2442
Welt Cord	1.00 \$	0	54	101	146	214	283	381	484	604	742

For ordering options, [see overview at the beginning of this section.](#)

Accents

Indiana

FURNITURE

CUSH

STATEMENT OF LINE

Enhance your space with new Cush Pillows. Available in multiple shapes and sizes, and with or without piping, to bring the comforts of home or add sophistication to any space. Be inspired by our broad range of graded-in fabrics, contract fabrics or use a COM to personalize your Cush pillows.

CONSTRUCTION

- All pillows are sewn shut for added security
- All pillows feature a smooth non-woven fabric pillow insert
- Square and rectangle inserts are filled with a soft moldable poly fiber that simulates the look of down feathers
- Bolster pillows are filled with a resilient poly insert for extra durability

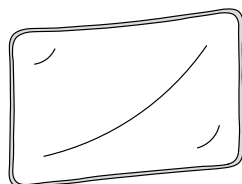
HOW TO ORDER EXAMPLE

Model No.	Description	Example
01-1806BPP	Primary Upholstery	KnollTextiles Buzz Bittersweet
	Accent Upholstery	KnollTextiles Buzz Flash
01-1407TPRP	Primary Upholstery	Mayer Gem Ocean

UPHOLSTERY OPTIONS

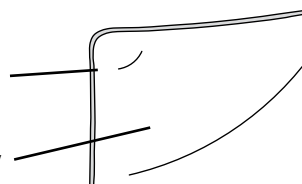
Contrasting upholstery available on pillows with piping in a wide variety of graded-in or contract options.

Contrasting Upholstery



Accent Upholstery

Primary Upholstery



CERTIFICATIONS & COMPLIANCE

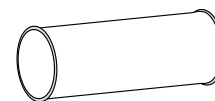
- CAL 117-2013 Compliance



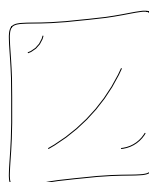
STATEMENT OF LINE



Bolster Pillow
01-1806BP
[\(See Details\)](#)



Bolster Pillow
With Piping
01-1806BPP
[\(See Details\)](#)



23" Square Throw
Pillow
01-2323TPS
[\(See Details\)](#)




23" Square Throw
Pillow With Piping
01-2323TPSP
[\(See Details\)](#)



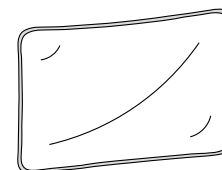
17" Square Throw
Pillow
01-1717TPS
[\(See Details\)](#)



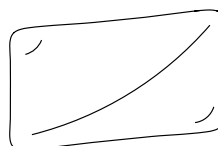
17" Square Throw
Pillow With Piping
01-1717TPSP
[\(See Details\)](#)



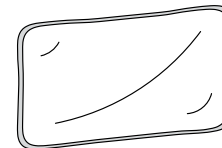
19"x11" Rectangle Throw
Pillow
01-1911TPR
[\(See Details\)](#)



19"x11" Rectangle Throw
Pillow With Piping
01-1911TPRP
[\(See Details\)](#)

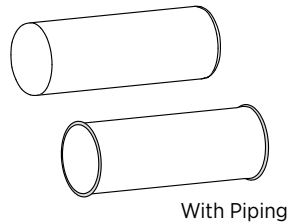


14"x7" Rectangle Throw
Pillow
01-1407TPR
[\(See Details\)](#)



14"x7" Rectangle Throw
Pillow With Piping
01-1407TPRP
[\(See Details\)](#)

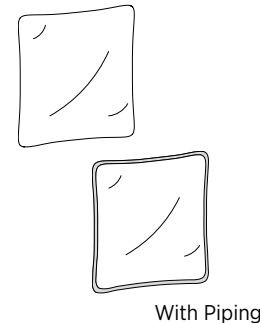
Item	Model No.	Width	Depth	Height	Ship Wt	Cubic Ft
BOLSTER PILLOW	01-1806BP	18	6	6	2	2.1
	01-1806BPP With Piping	18	6	6	2	2.1



Must Specify (in this order):
Model #
Primary Upholstery
Accent Upholstery

Description											
• Contrasting Upholsteries Available on Pillows With Piping (See Details)											
• Directional Upholstery May Not Match from Pillow to Pillow Due to Application											
List Price/Grade	Yards	COM/1	2	3	4	5	6	7	8	9	10
Single Upholstery	1.00	\$ 333	387	434	479	547	616	714	817	937	1075
Single Upholstery with Piping	1.00	\$ 504	558	605	650	718	787	885	988	1108	1246
Contrasting Upholstery											
Primary	1.00	\$ 552	606	653	698	766	835	933	1036	1156	1294
Accent	1.00	\$ 0	54	101	146	214	283	381	484	604	742


23" SQUARE THROW PILLOW	01-2323TPS	23	6	23	3	2.1
	01-2323TPSP With Piping	23	6	23	3	2.1



Must Specify (in this order):
Model #
Primary Upholstery
Accent Upholstery

Description											
• Contrasting Upholsteries Available on Pillows With Piping (See Details)											
• Directional Upholstery May Not Match from Pillow to Pillow Due to Application											
List Price/Grade	Yards	COM/1	2	3	4	5	6	7	8	9	10
Single Upholstery	1.00	\$ 275	329	376	421	489	558	656	759	879	1017
Single Upholstery with Piping	1.00	\$ 419	473	520	565	633	702	800	903	1023	1161
Contrasting Upholstery											
Primary	1.00	\$ 467	521	568	613	681	750	848	951	1071	1209
Accent	1.00	\$ 0	54	101	146	214	283	381	484	604	742

17" SQUARE THROW PILLOW	01-1717TPS	17	6	17	3	2.1
	01-1717TPSP With Piping	17	6	17	3	2.1



Must Specify (in this order):
Model #
Primary Upholstery
Accent Upholstery

Description											
• Contrasting Upholsteries Available on Pillows With Piping (See Details)											
• Directional Upholstery May Not Match from Pillow to Pillow Due to Application											
List Price/Grade	Yards	COM/1	2	3	4	5	6	7	8	9	10
Single Upholstery	1.00	\$ 252	306	353	398	466	535	633	736	856	994
Single Upholstery with Piping	1.00	\$ 381	435	482	527	595	664	762	865	985	1123
Contrasting Upholstery											
Primary	1.00	\$ 429	483	530	575	643	712	810	913	1033	1171
Accent	1.00	\$ 0	54	101	146	214	283	381	484	604	742

For ordering options, [see overview at the beginning of this section.](#)

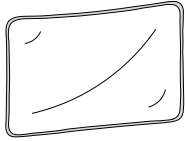
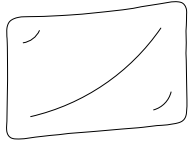
Indiana

FURNITURE

CUSH

ACCENT PILLOWS

Item	Model No.	Width	Depth	Height	Ship Wt	Cubic Ft
19"x11" RECTANGLE THROW PILLOW	01-1911TPR	19	4	11	2	2.1
	01-1911TPRP With Piping	19	4	11	2	2.1



With Piping

Must Specify (in this order):

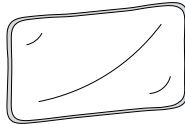
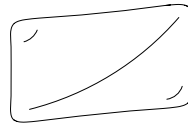
Model #
Primary Upholstery
Accent Upholstery

Description

- Contrasting Upholsteries Available on Pillows With Piping ([See Details](#))
- Directional Upholstery May Not Match from Pillow to Pillow Due to Application

List Price/Grade	Yards	COM/1	2	3	4	5	6	7	8	9	10
Single Upholstery	1.00	\$ 284	338	385	430	498	567	665	768	888	1026
Single Upholstery with Piping	1.00	\$ 425	479	526	571	639	708	806	909	1029	1167
Contrasting Upholstery											
Primary	1.00	\$ 473	527	574	619	687	756	854	957	1077	1215
Accent	1.00	\$ 0	54	101	146	214	283	381	484	604	742

14"x7" RECTANGLE THROW PILLOW	01-1407TPR	14	4	7	2	1.0
	01-1407TPRP With Piping	14	4	7	2	1.0



With Piping

Must Specify (in this order):

Model #
Primary Upholstery
Accent Upholstery

Description

- Contrasting Upholsteries Available on Pillows With Piping ([See Details](#))
- Directional Upholstery May Not Match from Pillow to Pillow Due to Application

List Price/Grade	Yards	COM/1	2	3	4	5	6	7	8	9	10
Single Upholstery	1.00	\$ 247	301	348	393	461	530	628	731	851	989
Single Upholstery with Piping	1.00	\$ 378	432	479	524	592	661	759	862	982	1120
Contrasting Upholstery											
Primary	1.00	\$ 426	480	527	572	640	709	807	910	1030	1168
Accent	1.00	\$ 0	54	101	146	214	283	381	484	604	742

For ordering options, [see overview at the beginning of this section.](#)

COM/COL & Graded-In Programs

COM - CUSTOMER'S OWN MATERIAL

All Indiana Furniture seating is available with material furnished by the customer. Refer to grade 1 for list prices. Refer to individual model number for COM yardage requirements. The listed COM yardage requirement is based on the use of non-directional upholstery 54" wide for a quantity of one chair. Extra upholstery is required to match any pattern with a repeat, either vertically or horizontally. Use the chart below as a guide to add to plain COM yardage requirements listed in the price list.

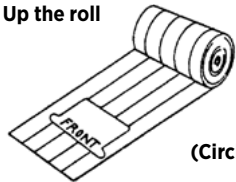
For multiple chair quantities, contact customer service to optimize the yardage per chair at 800-422-5727.

Upholstery	Plain	2" - 14"	15" - 27"	28" - 36"
Width	Upholstery	Repeat	Repeat	Repeat
54"	0%	10%	25%	30%

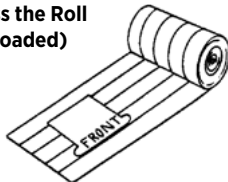
Upholsteries less than 54" wide will not be accepted.

Due to the upholstering process used by Indiana Furniture, some COM upholsteries are considered directional that may not be considered directional by the upholstery supplier. All Upholstery COM's are cut "up the roll" and all vinyls are cut "across the roll" by Indiana Furniture unless otherwise directed by the customer (see below). All directional upholsteries on Indiana Furniture frames match both vertically and horizontally. If you do not desire repeat match, please specify on order.

Up the roll



Across the Roll
(Railroaded)



(Circle One)

Note: Directional upholsteries, such as stripes, patterns and plaids may not meet your satisfaction due to contoured shapes and tufting of some models. Should you require such a selection, we will upholster as perfect as possible, but such orders are not subject to return. If in doubt, contact your Indiana Furniture Customer Service Representative prior to placing the order.

COM/COL ORDERING INSTRUCTIONS:

Fill out the form below and attach sample according to instructions on reverse side of form. **COM's/COL's must meet and include written confirmation from the supplier verifying CALTB 117-2013 compliance and you must designate the flammability materials within for the TB 117-2013 label.** Check the box above to comply with California Business and Professions Code Section 19094. Failure to complete these forms and supply samples will delay the scheduling of the purchase order. Orders will not be scheduled until upholstery is received from the supplier. Upholstery should not be ordered until Indiana Furniture has verified the yardage required.

Check one: ☐ COM ☐ COL

Dealer Name _____ Phone _____ Email _____

Contact Person _____ City _____ State _____ Zip _____

Mill/Supplier _____ Pattern _____ Color _____

Repeat Inches: Horizontal _____ Vertical _____ Directional: Up the Roll / RailRoad

Selected Upholstery is Required to be 54" Wide - Is Your Upholstery Choice 54" Wide? Yes / No If no, Approval is Required.

Face Reversible: Yes / No

Product COM/COL is to be applied to:

1) Model # _____ Qty* _____ Ydg. Ea. _____ x Repeat _____ = _____ Yds.

2) Model # _____ Qty* _____ Ydg. Ea. _____ x Repeat _____ = _____ Yds.

* For multiple chair quantities, contact customer service to optimize the yardage required.

FOR OFFICE USE ONLY:

Advise dealer of COM/COL Rqd: _____ Signed: _____

CSR

Notes: _____

COL - CUSTOMER'S OWN LEATHER

Indiana Furniture is pleased to accommodate COL selections whenever this special need arises. Refer to grade 1 for list prices. To calculate COL requirements, multiply the COM yardage required times 18 (1 yard of upholstery = 18 sq. ft. of usable leather). Customer's own leather specifications for Indiana Furniture seating shown within the price list are based on an average hide size of 45-50 square feet.

All square footage requirements are based on usable footage. The shape of a hide and the usable, clean footage may make it necessary for us to request more leather after COL is received.

Please note leather is a natural product, and variation in texture is a pleasing quality belonging exclusively to high grade, full top grain leathers.

Indiana Furniture reserves the right to inspect, approve, or reject any COM/COL upholstery. Once approved, Indiana Furniture cannot assume responsibility for the durability or tailoring quality of COM/COL material.

COM/COL Ordering Instructions:

1. Include a 6" sample of the upholstery stapled to the order indicating which side is to be exposed.
2. If COM has a pattern or stripe, indicate whether to apply vertically or horizontally. All stripes will be applied vertically unless specified otherwise.
3. Specify the upholstery supplier's name, upholstery pattern, pattern color, and pattern number.


For TB 117-2013, the upholstery materials in this product (check one):

_____ contain added flame retardant chemicals


_____ contain NO added flame retardant chemicals

TOP

6" x 6"
Sample



TOP



NOTE IMPORTANT REQUIRED INSTRUCTIONS:

Attach sample showing exposed side and mark direction upholstery is to be applied.

Form & Upholstery Swatch should be sent to:

Indiana Furniture
Attn Customer Service
1919 Hospitality Dr., Ste. A
Jasper, IN 47546

COM/COL should be sent to:

Indiana Furniture
1095 W. 100 S.
Dock 1
Jasper, IN 47546

A Packing Slip Must Be Included

Checklist

Have you completed the following requirements?

- 1) ☐ Attached Sample
- 2) ☐ Marked Direction
- 3) ☐ Verified Width and Yardage with Indiana Furniture
- 4) ☐ Have upholstery tagged with your company name
- 5) ☐ Have upholstery tagged with your purchase order #
- 6) ☐ Have your vendor list their name, pattern, color and yardage on the packing list

Do Not Order Upholstery Until Indiana Furniture Has Calculated Yardage

Pattern Name	Price Grade	Pattern Name	Price Grade	Pattern Name	Price Grade
A New Twist	4	Kazam	5	Sticks And Strings	5
April	8	Kri	7	Stitch In Time	6
Assumed Luxury	8	La Piazza	5	Stripes	7
Athena	6	Lafayette	4	Stripetacular	6
Baby Bear	6	Lamb Of Luxury	8	Tartan	7
Bacci	6	Lancaster	3	Tas	8
Baltic-O	7	Limerick	8	Taurus	8
Beach Blanket	6	Loomis	7	Technohound	5
Big Bang	4	Lucid Lines	7	The Keys	5
Boa	6	Lumber Jack	8	Top Coats	6
Bonnie	5	Lumber Jane	8	Travel Roadies	4
Brazos	6	Luzon	7	Tumbleweed	3
Bronte	6	Mammoth Deception	8	Twinkle Sky	6
Buckaroo	8	Metal Mesh	8	Twinkle Tapestry	6
Bull's Eye	8	Metallurgy	6	Udderly Perfected	7
Bye Bye Birdie	5	Metro	5	Ultra Air	7
Calf Crazy	8	Mind Bender	6	Uptick	6
Canyon	3	Minimize	7	Varick	4
Capri	5	Minka	7	Vintage Glaze	5
Catalina Cruise	6	Minotaurus	8	Watermarks	4
Cheap Seats	5	Miragi-O	7	Westerly	6
Chenille Twist	4	Mixer	5	Western Willie	5
Chimera	6	Mock Croc	5	Wishes	4
Cocoon	3	Mohair Magic	10	Wow	4
Conga	6	Mooskin	8	XO	5
Copy Cow	3	Morph	6	Zulu	6
Cowtown	5	My Way	7	Zyon	5
Crosshatch	4	Not-A-Hide	5		
Cuddle	6	Pacific-O	7		
Dash Of Color	5	Parley	3		
Dazzler	7	Party Boat	7		
Diamond Rock	6	Patina Glaze	4		
E-Scape	7	Phantasea	8		
Essex	3	Phoenix	3		
Extra Celestial	6	Plain Jane	5		
Fionna	5	Plastic Basket	4		
First Class	4	Quietude	7		
Focus	6	Reflection	5		
Fowl Play	8	Renna	6		
Free Time	7	Ripple In Time	4		
Fulton	3	Ritzi	5		
Gazebo	7	Roseus Regatta	8		
Gelato	6	Sabine	3		
Glaze	4	Shagreen	4		
Grit	5	Shiki Silk	4		
Haywire	7	Shiny Hide	8		
Hemingway	6	Silicone Grid	7		
Hemp Canvas	5	Silicone Mountain	7		
Highland	5	Silicone Prime	7		
Horizon	6	Silicone Slopes	7		
Hula Hoop	5	Simply Hyde	5		
Huxley	6	Sistine	5		
Impulse	8	Sky Writing	5		
Inner Circle	10	Sleek	6		
Intertwine	5	Soul Space	5		
Jasmine	7	Space Cow	5		
Jigsaw	5	Splash	5		
Just Kidding	8	Spree	7		
Kapow	5	Starting Line	1		

Indiana Furniture strives to make as many upholsteries available as possible. However, it is not practical for us to test every offering on every chair as it is made available. If you have any concerns about our ability to upholster your selection on a particular frame please contact us and we will be glad to order a memo sample from this supplier for testing. Call Customer Service at 800.422.5727.

Effective 6/2025

Pattern Name	Price Grade	Pattern Name	Price Grade	Pattern Name	Price Grade	Pattern Name	Price Grade
Aberdeen	6	Fiji	5	Omega	5	Sundial	6
Alpine	6	Flora	3	Orinoco	4	Sync	5
Ambiance	4	Fragment	7	Palatine	5	Tailored	5
Andromeda	4	Francesca Wool	8	Palatine 2	5	Talavera	8
Angle	5	Francesca Wool li	8	Paragon	7	Tally	4
Apollo	5	Frontier	3	Parenthesis	8	Tectonic	4
Arabesque	5	Gamma	5	Patina	6	Terra	4
Astor	5	Gardenia	5	Paxton	6	The Plaid	8
Athena	6	Gem	4	Perspective	6	Threads	5
Atlas	4	Glam	5	Pinnacle	4	Tick-Tock	6
Atmosphere	2	Glinda	7	Pixel	5	Tiebele	6
Atomic	6	Glo	5	Polished	5	Tilde	8
Aura	4	Great Wall	6	Pound	7	Top Notch	10
Bali	7	Grid	6	Provence	10	Transform	3
Block Petal	6	Hanji	6	Quest	7	Traverse	5
Boardwalk	5	Harlequin	6	Radius	7	Tudor Rose	9
Bocce	5	High Rise	6	Rainfall	4	Twinkle	4
Bronco	5	Highlands	7	Raya	6	Typography	7
Burkina	6	Horizon	4	Reality Check	5	Vanderbilt	5
Cadence	5	Hush	5	Rio	5	Vault	5
Calais Stripe	6	Hush 2	5	River	6	Velocity	6
Capri	4	I Pattern	7	Rodeo	3	Venture	7
Caress	8	Illusion	3	Rodeo 2	3	Victoria	6
Carnival	5	Illusion 2	3	Roundabout	5	Vivo	6
Cavo	7	Infrastructure	8	Rover	5	Volt	8
Centering Stripe	6	Insight	3	Samsara	4	Wanderer	8
Ceramica	6	Intaglio	5	Sanganeri	5	Watson	3
Channel	5	Intaglio 2	5	Santa Fe	6	Welsh Check	7
Chroma	5	Intersect	5	Santorini	6	Windlass	7
Cirque	6	Interstate	5	Saxon	6	Wrangler	4
Coastline	4	Iona	4	Sea Willow	6	X Pattern	8
Column	5	Isabella	4	Seascape	4	York Plaid	7
Compass	7	Journey	6	Sector	6	Zip	7
Connect	8	Key	5	Sedona	5		
Contour	4	Kuba	6	Seville	6		
Cosmos	5	Legacy	5	Sherlock	4		
Couture	4	Legend	6	Sherlock 2	4		
Crescendo	6	Linea	6	Shimmer	4		
Crystal	5	Lore	6	Shimmer 2	4		
Cutting Edge	10	Lunette	7	Silk Road	4		
Dakota	4	Luxe	6	Silverado 2	4		
Dakota 2	4	Lyre	5	Skye	6		
Daytona	6	Majorca	6	Soho	4		
Delphi	4	Marquee	6	Solar	3		
Drifter	4	Mason	6	Solitude	6		
Durango	3	Mason Stripe	6	Sonata Stripe	6		
Eden	5	Metro	6	Speckle	5		
Elementary	7	Montage	6	Spectrum	4		
Elevado	6	Moon Beam	6	Sphere	7		
Embrace	4	Moon Beam 2	6	Spin	6		
Emerson	3	Moon Phase	5	Spirit	4		
Empress	4	Morgan	5	Splash	4		
Empress 2	4	Morocco	6	Staccato	6		
Encore	4	Mustang	4	Stallion	3		
Engrave	5	Nahouri	6	Stetson	3		
Equinox	4	Network	8	Strata	4		
Etch	5	Oculus	5	Streamline	4		
Everest	4	Odyssey	5	Sukhala	6		
Evolution	7	Olympus	4	Summit	3		

Indiana Furniture strives to make as many upholsteries available as possible. However, it is not practical for us to test every offering on every chair as it is made available. If you have any concerns about our ability to upholster your selection on a particular frame please contact us and we will be glad to order a memo sample from this supplier for testing. Call Customer Service at 800.422.5727.

Pattern Name	Price Grade	Pattern Name	Price Grade	Pattern Name	Price Grade	Pattern Name	Price Grade
57 Chevron.....	6	Billow.....	7	Clipper.....	6	Elegant.....	4
78 RPM.....	4	Birdie.....	6	Cloud Nine.....	3	Element.....	5
Abbey Road.....	5	Biscayne.....	7	Clydesdale.....	3	Elite.....	5
Aberdeen.....	9	Bliss.....	5	Coachella.....	4	Eloquent.....	5
Acid Wash.....	3	Boardwalk.....	7	Coalesce.....	6	Emergent.....	7
Adare Manor.....	4	Bobbin.....	3	Coconut Grove.....	7	Enamored.....	3
Adlon.....	7	Boheme.....	4	Coexist.....	6	English Leather.....	5
Admiral.....	5	Bombora.....	6	Collins Ave.....	7	English Suede.....	5
Affinity.....	6	Boston.....	5	Community.....	6	Enigma.....	5
Aficionado.....	6	Boucle.....	5	Connect.....	7	Enthusiast.....	6
After Party.....	4	Boudoir.....	4	Connery.....	4	Epiphany.....	4
Alcantara.....	11	Boyle.....	9	Cool Comfort.....	4	Equestrian.....	6
Amagansett.....	7	Bozeman.....	3	Corddry.....	5	Escapade.....	3
Amenity.....	4	Brera.....	3	Corinthian.....	5	Eth.....	5
Americas Cup.....	4	Brick and Mortar.....	4	Cosmos.....	5	Ethos.....	5
Andromeda.....	5	Brigantine.....	6	Couture.....	5	Euphoria.....	5
Anemone.....	6	Brilliance.....	3	Cozy.....	5	Evolution.....	4
Animal.....	5	Brisco.....	4	Craft.....	6	Excel.....	5
Annual.....	7	Britannia.....	5	Crazy Horse.....	4	Excursion.....	7
Antico.....	6	Brixton.....	9	Crepon.....	4	Extravaganza.....	8
Apella.....	3	Brompton.....	4	Crescendo.....	5	Fab Four.....	3
Aperture.....	4	Bryn Mawr.....	7	Crew.....	4	Fabiana.....	5
Aphrodisiac.....	5	Buccaneer.....	6	Crossover.....	4	Filly.....	5
Array.....	6	Buenos Aires.....	5	Cruise.....	7	Financier.....	3
Artesima.....	8	Burlington.....	5	Cupertino.....	7	Fine Point Velvet.....	6
Askriigg.....	9	Cabin.....	7	Cupid.....	4	First Class.....	6
Astronomy.....	6	Calabaras.....	5	Cutting Edge.....	6	Flagship.....	4
Aura.....	5	Calamus.....	6	Dakar.....	4	Flannella.....	6
Autobahn.....	4	Caledonian.....	4	Dakota.....	5	Flex.....	4
Aventura.....	5	Calf.....	8	Danbury.....	3	Flourish.....	6
Awaken.....	4	Calyx.....	7	Dance Party.....	5	Flow.....	4
B and B.....	4	Camellia.....	7	Dante.....	6	Flower Market.....	5
Baden.....	3	Cancan.....	5	Dapple.....	7	Flutter.....	3
Badlands.....	5	Cane.....	6	Dash.....	4	Foiled.....	4
Bal Harbour.....	5	Cantina.....	5	Davos.....	3	Folio.....	3
Balance.....	7	Cape Town.....	5	Dawn.....	2	Follow the Leader.....	5
Balcony.....	5	Caracas.....	6	Daydream.....	3	Fridays.....	4
Bamboozled.....	5	Catch Me If You Can.....	5	Daylight.....	2	Friendship.....	5
Bargello.....	6	Catnap.....	3	Debonair.....	3	Frolic.....	6
Barnard.....	7	Catwalk.....	5	Debutante.....	6	Front Desk.....	4
Basel.....	3	Cetus.....	5	Deco District.....	6	Furstenberg.....	3
Baxter.....	4	Chain Link.....	4	Deepdale.....	9	Galleon.....	4
Bayside.....	7	Chaise.....	5	Diamant.....	5	Galway.....	4
Beachcomb.....	6	Chambray.....	7	Division.....	7	Gargrave.....	9
Beaucoup.....	4	Chamomile.....	5	Dogwood.....	7	Gemma.....	5
Beauty Sleep.....	3	Champagne.....	6	Donegal.....	3	Geode.....	5
Beehive.....	4	Charleston.....	4	Draper.....	5	George.....	9
Bellevue.....	9	Charlotte.....	4	Dreamtime.....	3	Getaway.....	7
Belsize.....	9	Chauffeur.....	4	Drizzle.....	4	Gia.....	6
Bergerac.....	5	Chenille Waistcoat.....	4	Dublin.....	3	Gilded Age.....	7
Berkshire.....	4	Chesham.....	9	Duotone.....	6	Glamis.....	9
Bermuda.....	6	Chesterfield.....	3	Dupioni.....	4	Glint.....	4
Bern.....	3	Chetlenham.....	9	Dusk.....	5	Glissette.....	5
Biarritz.....	4	Chindi.....	6	Ease.....	5	Glitz.....	5
Bibury.....	9	Chronicle.....	6	Echelon.....	6	Glossed Linen.....	3
Big Bird.....	5	Clarita.....	4	Edge.....	5	Gloucester.....	9
Big Game.....	6	Classic.....	7	Editor.....	7	Grasscloth.....	3
Bijou.....	3	Cleo.....	5	Edwardian.....	5	Grenelle.....	6

Architex continues on next page.

Indiana Furniture strives to make as many upholsteries available as possible. However, it is not practical for us to test every offering on every chair as it is made available. If you have any concerns about our ability to upholster your selection on a particular frame please contact us and we will be glad to order a memo sample from this supplier for testing. Call Customer Service at 800.422.5727.

Effective 6/2025

Pattern Name	Price Grade	Pattern Name	Price Grade	Pattern Name	Price Grade	Pattern Name	Price Grade
Griffin.....	5	Lakota.....	5	Nakoda.....	4	Posy.....	7
Grindelwald.....	3	Lanai.....	4	Natura.....	4	Preppy Handbook.....	4
Haberdasher.....	4	Larue.....	4	Nest.....	7	Prescription.....	5
Hampstead.....	5	Las Palmas.....	3	New Deal.....	5	Presence.....	6
Hanbel.....	5	Lavish.....	5	Newsprint.....	5	Prestige.....	3
Happy.....	7	Layers.....	5	Nexus.....	3	Printemps.....	7
Harbor Lights.....	4	Leatheretta.....	5	No Strings Attached.....	5	Privateer.....	8
Harmony.....	6	Leatherly.....	7	Noble.....	6	Propel.....	4
Haute Seat.....	7	Leisure.....	4	Northampton.....	3	Pureapex.....	5
Hawes.....	9	Lennon.....	6	Nourish.....	3	Pureasana.....	4
Headliner.....	5	Line Drive.....	4	Ocean Drive.....	6	Purebotanica.....	6
Healthy.....	7	Linea.....	4	Officine.....	5	Purebrindle.....	4
Hearth.....	5	Locarno.....	3	Olive Branch.....	5	Purechallis.....	5
Heritage.....	5	Lombard.....	4	Optimum.....	5	Purechenille.....	4
Hero.....	5	Long Play.....	4	Organza.....	5	Purechic.....	4
High Noon.....	4	Loom.....	3	Orion.....	5	Purecoco.....	5
High Tide.....	5	Luca.....	4	Otto.....	7	Purecorduroy.....	5
Highway.....	4	Lucy In The Sky.....	6	Outfit.....	4	Purecurlcue.....	5
Himalayan.....	7	Lush.....	5	Pagoda.....	4	Puredeco.....	6
Hint.....	4	Lusso.....	6	Palm Beach.....	4	Purefelt.....	4
Hit Parade.....	5	Luster.....	4	Palm Desert.....	5	Purefleece.....	5
Hive.....	7	Macallan.....	4	Palo Alto.....	7	Pureflow.....	4
Holloway.....	9	Mademoiselle.....	5	Paola.....	5	Pureglint.....	5
Holmes.....	6	Madore.....	6	Paragon.....	6	Puregratitude.....	4
How Dashing.....	5	Mahony.....	7	Paramour.....	6	Pureherringbone.....	5
Hurlingham.....	3	Malham.....	9	Particle.....	5	Purehopsack.....	5
Hush.....	3	Manifest.....	7	Patent.....	5	Purekimbo.....	5
Hyde Classic.....	6	Mantle.....	5	Pathway.....	7	Purelinen.....	5
Icon.....	6	Manzanita.....	7	Paul.....	9	Puremeditation.....	4
Ikat.....	8	Marais.....	6	Peak.....	6	Puremindfulness.....	4
Impeccable.....	3	Marcona.....	4	Pearlescent.....	6	Puremod.....	6
Indio.....	4	Maroc.....	7	Pelle.....	7	Puremontrose.....	6
Inline.....	5	Marquiesette.....	5	Pendlesome.....	6	Purenubuck.....	4
Inner Circle.....	7	Marylebone.....	9	Peony.....	6	Purepanama.....	5
Insideout.....	8	Maxim.....	6	Percheron.....	2	Purepeace.....	4
Inspire.....	7	McQueen.....	5	Pergola.....	5	Pureplait.....	5
Interlock.....	6	Meadow.....	5	Piazza.....	4	Purepoint.....	5
Intersect.....	5	Merchant.....	5	Picnique.....	5	Pureshimmer.....	5
Intricato.....	6	Meridian.....	6	Pinkerton.....	5	Puretwill.....	5
Inverness.....	4	Metallurgic.....	5	Pinna.....	7	Purevelour.....	4
Isla.....	6	Mid Century.....	5	Pinwale.....	4	Purevelvet.....	4
Jackpot.....	5	Midday.....	5	Pinyon.....	3	Purevogue.....	6
James Dean.....	5	Milano.....	6	Pisa.....	7	Pureweave.....	5
Jasper.....	3	Mime.....	4	Piscina.....	4	Purewicker.....	5
Javelin.....	4	Mineral.....	6	Pisco.....	4	Qbert.....	4
John.....	9	Mingle.....	3	Pivot.....	6	Quilt.....	4
Just Dandy.....	3	Miramar.....	3	Pixel.....	4	Radiant.....	4
Kainai.....	4	Missonly.....	4	Plaid All Over.....	5	Rainbow.....	5
Kent.....	6	Mockaire.....	5	Plaited.....	5	Rebel.....	5
Kettering.....	6	Moda.....	5	Plateau.....	4	Reed.....	3
Kindred.....	6	Monarchy.....	5	Platform.....	4	Reef.....	6
Kingham.....	9	Monolith.....	4	Plenty.....	2	Reel Leather.....	7
Kinsale.....	4	Montauk.....	7	Plunge.....	7	Reflection.....	5
Kismet.....	5	Montmartre.....	5	Poise.....	3	Relax.....	3
Knowledge.....	7	Montreaux.....	3	Poplin.....	3	Reno.....	4
Koi Lily.....	6	Moxie.....	6	Port Of Call.....	7	Resort.....	7
Laguna.....	8	Muslin.....	3	Porter.....	6	Rest Assured.....	3
Lake Como.....	5	Mustang.....	3	Positano.....	6	Revel.....	5

Architex continues on next page.

Indiana Furniture strives to make as many upholsteries available as possible. However, it is not practical for us to test every offering on every chair as it is made available. If you have any concerns about our ability to upholster your selection on a particular frame please contact us and we will be glad to order a memo sample from this supplier for testing. Call Customer Service at 800.422.5727.

Pattern Name	Price Grade	Pattern Name	Price Grade	Pattern Name	Price Grade
Richmond.....	4	Static.....	4	Ultrachevron.....	6
Ringo.....	9	Stone Wash.....	3	Ultracrush.....	6
Rise.....	3	Stoneham.....	9	Ultraflannel.....	6
Riva.....	6	Straight Talk.....	6	Ultraposh.....	6
Rodin.....	4	Streamer.....	7	Ultratweed.....	6
Roman.....	4	String Theory.....	6	Unforgettable.....	6
Room Service.....	3	Stylist.....	4	Unity.....	4
Royale.....	5	Subculture.....	4	Unwind.....	3
Rugged.....	6	Submariner.....	6	Urban.....	5
Ryder.....	6	Suedely.....	6	Valais.....	5
Sag Harbor.....	7	Sullivan.....	7	Valencia.....	7
Salt Spring.....	6	Sultan.....	4	Vassar.....	7
Salter.....	5	Sun Kissed.....	7	Vegas.....	3
Sandbox.....	4	Sunday.....	5	Veloce.....	6
Sandwashed.....	5	Sunfair.....	3	Venetian.....	5
Satchel.....	3	Sunnyvale.....	7	Venue.....	4
Savant.....	4	Surface.....	6	Verve.....	5
Schooner.....	6	Suri.....	3	Waistcoat.....	4
Science.....	6	Sutherland.....	4	Waler.....	3
Scintillate.....	3	Swerve.....	3	Wardrobe.....	4
Seabed.....	7	Swiss Batiste.....	3	Weekend.....	3
Seamstress.....	4	Sybarite.....	7	Wellesley.....	7
Seaside.....	4	Tailor Made.....	3	Westminster.....	9
Seine.....	4	Takes Two To Tangle.....	3	What The Fray.....	3
Self Care.....	3	Tampa Bay.....	4	Whitehall.....	5
Serena.....	4	Teamwork.....	6	Wicklow.....	3
Set Sail.....	4	Tech Tweed.....	5	Winfield.....	3
Shabby and Chic.....	4	Telegraph.....	4	Wink.....	3
Sharkskin.....	5	Telfair.....	4	Winslow.....	4
Shetland.....	5	Templeton.....	5	Winston.....	2
Shibori Linen.....	8	Tessellation.....	7	Wish.....	6
Shilling.....	5	Textura.....	4	Wisteria.....	6
Shine.....	4	Theatre District.....	4	Wonder.....	4
Shoreline.....	7	Theorem.....	4	Worsted.....	5
Shower.....	7	Thesis.....	3	Yellowstone.....	5
Siesta.....	3	Thornton.....	9	Yorkville.....	4
Sightsee.....	3	Thoroughbred.....	3	Your Bird Can Sing.....	6
Silicone Swayed.....	6	Timeless.....	2	Zenith.....	6
Skipper.....	4	Topsy Turvy.....	6	Zurich.....	3
Skyway.....	4	Toronto.....	5		
Slow Dance.....	5	Toulouse.....	5		
Snooze.....	2	Transparent.....	3		
Soft Spot.....	5	Trapeze.....	6		
Sojourn.....	5	Tribeca.....	4		
Soothe.....	7	Tricolore.....	3		
Sound Bite.....	7	Trident.....	4		
South Beach.....	5	Triumph.....	6		
Southgate.....	9	Tuatara.....	4		
Space Oddity.....	6	Tufted.....	4		
Spencer.....	8	Turn In.....	2		
Sport Jacket.....	4	Turnabout.....	5		
Spotlight.....	5	Tussar.....	7		
Spritz.....	4	Tweed.....	3		
St Barts.....	4	Tweedledee.....	5		
St Moritz.....	4	Tweedsmuir.....	5		
Stage Bill.....	4	Twickenham.....	9		
Stagecoach.....	5	Twilight Time.....	3		
Starboard.....	7	Twinkle.....	5		
Starlight.....	4	Tycoon.....	4		

Indiana Furniture strives to make as many upholsteries available as possible. However, it is not practical for us to test every offering on every chair as it is made available. If you have any concerns about our ability to upholster your selection on a particular frame please contact us and we will be glad to order a memo sample from this supplier for testing. Call Customer Service at 800.422.5727.

Effective 6/2025

camira

For Camira Samples:
Call 616.288.0655
Visit www.camirafabrics.com

Pattern Name	Price Grade
24/7 Flax	6
Aquarius	5
Blazer	5
Blazer Lite	5
Carlow	2
Craggan Flax	7
Era	2
Era 66 (Panel)	3
Gravity	3
Halcyon - Aspen	5
Halcyon - Blossom	5
Halcyon - Cedar	5
Hemp	6
Kyoto	5
Lucia	3
Main Line Flax	5
Main Line Twist	5
Monochrome Sett	4
Nexus	4
Oceanic	4
Patternmaker	6
Penta	5
Port	3
Quest	3
Replay Zero	3
Resku 2	6
Revolutionary By Camira	6
Rivet	3
Silk	6
Sonus	3
Sprint	3
Sumi	4
Synergy	5
Synergy 66 (Panel)	6
Synergy Quilt Channel	6
Synergy Quilt Chevron	6
Synergy Quilt Hourglass	6
Touch	5
Track	6
Yoredale	6

Carnegie

For Carnegie Samples:
Call: 800.727.6770
Visit: www.carnegiefabrics.com

Pattern Name	Price Grade	Pattern Name	Price Grade
Acapella	6	Merge	6
Alex	8	Mineral	4
Allure	3	Moto	7
Anagram	8	Mustang	4
Axiom	8	Odyssey	5
Beam	7	Orenda Plaid	8
Bedrock	4	Origin	6
Bespoke	4	Outline	6
Bijoux	7	Page Turner	7
Boggle	6	Palomino	6
Boomerang	8	Panorama	7
Boomerang Print	7	Parade	6
Bouquet Print	7	Paramour	5
Brushstroke	6	Perspective	7
Buff	6	Petal	6
Camden	7	Pigment	4
Casanova	8	Pike Print	7
Choreography	7	Pinwheel	8
Color Riot	6	Precision	5
Colorado	6	Primary	4
Constant	5	Puzzle	7
Countryside	6	Quartz	6
Covet	4	Relay	8
Cross Stitch	8	Repose	6
Dance Floor	8	Reverb	7
Dapple	7	Reverie	4
Dotty	8	Revolve	7
Dotty Print	7	Revolve Print	7
Dune	7	Sanibel	6
Elite	3	Savile	5
Elysees Print	7	Scholar	6
Emblem	7	Siltech Grain	6
Escapade	5	Siltech Press	6
Fizzy	6	Soiree Print	7
Folklore	7	Solstice	6
Formation	6	Sonata	4
Framework	7	Sonnet	6
Gumption	5	Sumi	7
Halles	5	Tandem	6
Helix Print	7	Tartan	6
Hide	5	Tartan Print	7
Hinge	6	Theory	3
Hive	7	Thimble Print	7
Honeycomb	7	Tilt	7
Improv	7	Tone	6
Instinct	5	Topknot	3
Jigsaw	6	Touch	4
Juno Print	7	Triad	7
Kismet	4	Triad Stripe	7
Labyrinth	6	Vector	5
Lexicon	6	Vestige	5
Luna	7	Zest	7
Lush	5		
Marsals	5		
Maxwell Print	7		
Maxwell Street	8		
Maze	7		
Maze Print	7		
Meraki Stripe	6		

Indiana Furniture strives to make as many upholsteries available as possible. However, it is not practical for us to test every offering on every chair as it is made available. If you have any concerns about our ability to upholster your selection on a particular frame please contact us and we will be glad to order a memo sample from this supplier for testing. Call Customer Service at 800.422.5727.

Effective 6/2025

Pattern Name	Price Grade	Pattern Name	Price Grade	Pattern Name	Price Grade
Aberdeen.....	4	Helios.....	5	Sarto.....	3
Affinity.....	6	Heritage.....	4	Savile Row.....	6
Alter.....	6	Hex.....	5	Scatter.....	6
Andes.....	4	Highlands.....	6	Scoria.....	6
Apex.....	5	Hint.....	5	Scotia.....	4
Arc.....	6	Hopscotch.....	6	Sebago.....	4
Arcade.....	5	Hue.....	5	Serene.....	6
Argon.....	3	Inception.....	3	Serpent.....	4
Arion Stripes.....	6	Interlock.....	6	Sirocco.....	4
Ascend.....	4	Intersection.....	4	Skye.....	3
Ascot.....	5	Isle.....	4	Soave.....	3
Asteria.....	5	Jasper.....	3	Solitaire.....	5
Aura.....	6	Journey.....	6	Speckle.....	4
Baubles.....	3	Jubilee.....	6	Spectra.....	5
Bliss.....	4	Kauai.....	4	Terra.....	5
Bloom.....	6	Lanai.....	4	Terrain.....	4
Bonita.....	4	Latitude.....	4	Terrazzo.....	6
Brilliant.....	6	Linen.....	6	Thalia.....	4
Cambridge.....	3	Liquid Leather.....	4	Thera.....	4
Canyon.....	2	Loop.....	4	Topo.....	5
Castle.....	3	Lorie.....	4	Trek.....	4
Chakra.....	6	Lumiere.....	5	Tribeca.....	4
Chester.....	4	Luxe.....	6	Triumph.....	5
Cirrus.....	4	Lyon.....	3	Trove.....	4
Cobble.....	6	Majestic.....	4	Twist.....	5
Confetti.....	5	Manta.....	6	Valiant.....	6
Connection.....	5	Marble.....	6	Vector.....	6
Contour.....	6	Maze.....	5	Verdant.....	4
Core.....	4	Meru.....	3	Verve.....	6
Crushed.....	5	Metropolis.....	5	Vibrato.....	4
Cubist.....	6	Montage.....	4	Viper.....	4
Dakar.....	4	Morse Code.....	5	Vista.....	6
Dalliance.....	6	Mosaic.....	4	Voltage.....	5
Daydream.....	4	Napoli.....	5	Voyager.....	4
Deco.....	6	Nappa.....	6	Wander.....	5
Delirium.....	5	Natuur.....	4	Warp.....	5
Doodle.....	6	Oasis.....	4	Wayfarer.....	6
Dresden.....	4	Odyssey.....	6	Weathered Metal.....	4
Drive.....	6	Onward.....	5		
Dublin.....	4	Orb.....	5		
Ebb N Flow.....	5	Ostro.....	4		
Eclat.....	4	Pascal.....	6		
Ellipse.....	6	Pathway.....	4		
Embark.....	3	Pebbled.....	6		
Emu.....	4	Perret.....	4		
Entwine.....	3	Piazza.....	6		
Essential.....	4	Pixel.....	4		
Ether.....	3	Plume.....	5		
Flare.....	3	Polo.....	3		
Flow.....	4	Recess.....	4		
Flux.....	5	Regent.....	4		
Frontier.....	4	Rendezvous.....	5		
Gaia.....	5	Revive.....	5		
Gem.....	6	Ripple.....	4		
Granite.....	5	Rise.....	3		
Granular.....	4	Riva.....	4		
Grove.....	5	Rustique.....	4		
Guardian.....	4	Salina.....	6		
Hanabi.....	7	Sanctuary.....	3		

Indiana Furniture strives to make as many upholsteries available as possible. However, it is not practical for us to test every offering on every chair as it is made available. If you have any concerns about our ability to upholster your selection on a particular frame please contact us and we will be glad to order a memo sample from this supplier for testing. Call Customer Service at 800.422.5727.

Effective 6/2025

Pattern Name	Price Grade	Pattern Name	Price Grade	Pattern Name	Price Grade	Pattern Name	Price Grade
Adler.....	4	Gamut.....	3	Nagano Crypton®.....	4	Spree.....	6
Alcazar.....	4	Gather.....	4	Nest.....	6	Stamp.....	6
Alphabet.....	4	Geometric II.....	9	Net.....	7	Standard.....	7
Amwell.....	11	Glamp.....	9	Nook.....	4	Starburst.....	7
Angle.....	7	Glimmer.....	5	Oslo Crypton®.....	5	Stitch.....	5
Appleseed.....	6	Grenoble Crypton®.....	4	Overtone.....	2	Stockholm Crypton®.....	5
Arne.....	4	Habitat.....	7	Particle.....	7	Sunburst.....	7
Aspect.....	4	Handsome Plaid.....	8	Pause.....	5	Swift.....	5
Atria.....	6	Hashtag.....	4	Pave.....	5	Tack Cloth.....	7
Barcelona Crypton®.....	4	Hatchmark.....	7	Pennant.....	7	Tangram.....	5
Bark Cloth.....	6	Heather.....	6	Pentimento.....	7	Terra.....	5
Basket.....	6	Helsinki Crypton®.....	4	Pepper.....	3	The Thames.....	6
Beguiled By The Wild.....	6	Hem Stitch.....	5	Phenomena.....	6	Tilt.....	7
Big Dot.....	6	Hillside.....	6	Picnic.....	8	Tiny Boucle.....	5
Big Texture.....	6	Hint.....	5	Piezo.....	9	Tiny Herringbone.....	6
Billiard Cloth.....	5	Holmes.....	7	Pika.....	4	Tour.....	3
Billiard Panel.....	4	Hyde.....	4	Pivot.....	5	Traveler.....	5
Birdseye.....	3	Idle.....	4	Pixel.....	7	Trouvaille.....	7
BitDrift.....	6	Imprint.....	7	Pixel Cloud.....	7	Trove.....	4
Bixby Macro.....	7	In The Cloud.....	4	Plaid.....	7	Tweed Multi.....	4
Bloomer.....	7	Ink.....	7	Plexus.....	9	Tweedy Twill.....	3
Boucle Houndstooth.....	5	Interlude.....	6	Plush Grid.....	6	Ulster.....	3
Boucle Melange.....	7	Interplay.....	7	Polychrome.....	6	Ulster Upholstery.....	4
Brushed Flannel.....	4	Iota.....	4	Prime.....	3	Velvet Corduroy.....	7
Building Blocks.....	6	Jumper.....	7	Queue.....	7	Vero.....	5
Burrard.....	8	Keen.....	5	Raia.....	6	Vertex.....	7
Chamonix Crypton®.....	4	Kin.....	4	Rainwater.....	6	Vine.....	6
Check.....	6	Kindred.....	5	Rein.....	3	W.....	5
Checker.....	6	Kith.....	4	Reppweave.....	4	Wanderer.....	4
Chenille Chevron.....	7	Lake Placid Crypton®.....	4	Ribbon.....	8	Wayside.....	7
Chunky Tweed.....	6	Layer.....	5	Rider.....	5	Wend.....	4
Circle Jacquard.....	8	Leap.....	5	Rise.....	4	Wildflower.....	7
Circulate.....	7	Limn.....	5	River Lea.....	6	Wonder.....	7
Clerkenwell.....	11	Line Up.....	5	Road Trip.....	6	Woolish.....	4
Cloud Velvet.....	4	Line Variations.....	6	Rocket.....	3	Wrap.....	6
Convene.....	7	Linen Like.....	5	Rome Crypton®.....	4		
Corded.....	7	Linnen.....	5	Rotary.....	7		
Cozy Texture.....	3	Little Dot.....	6	Roundel.....	7		
CrissCross.....	7	London Crypton®.....	4	Sail.....	7		
Crossweave.....	3	Loop to Loop.....	7	Salsa.....	5		
Crosswind.....	5	Lounge.....	4	Salt Lake Crypton®.....	4		
Cubitt.....	7	Lumi.....	7	Sapporo Crypton®.....	4		
Current.....	5	Luster.....	5	Senecal.....	2		
Curve.....	5	Mackintosh.....	4	Sidetrack.....	4		
Dapple.....	7	Mateo.....	5	Silicone Cheer.....	7		
Distressed Texture.....	6	Measure.....	5	Silicone Element.....	6		
Double Weave.....	7	Melange.....	4	Silicone Glee.....	7		
Dovetail.....	3	Metallo.....	6	Silicone Lane.....	7		
Ease.....	5	Metta.....	4	Silicone Level.....	7		
Emblem.....	6	Mexico City Crypton®.....	4	Silicone Nappa.....	7		
Everywhere Texture.....	5	Micro Tweed.....	5	Silicone Range.....	7		
Facet.....	7	Microgrid.....	5	Silicone Reveal.....	7		
Felt 2mm.....	8	Mirth.....	7	Silicone Roundabout.....	7		
Five Cities.....	6	Mohair Plus.....	11	Silicone Skyline.....	7		
Flow.....	7	Montreal Crypton®.....	4	Sketch.....	6		
FOMO.....	5	Moquette.....	10	Social Dance.....	6		
Forestbound.....	5	Mosai.....	8	Sorano.....	3		
Fresco.....	5	Motley.....	5	Speckle Boucle.....	6		
Gale.....	5	Myddleton.....	11	Spin.....	5		

Indiana Furniture strives to make as many upholsteries available as possible. However, it is not practical for us to test every offering on every chair as it is made available. If you have any concerns about our ability to upholster your selection on a particular frame please contact us and we will be glad to order a memo sample from this supplier for testing. Call Customer Service at 800.422.5727.

Effective 6/2025

Graded-In Fabrics 245

Pattern Name	Price Grade
Amaze (Panel).....	1
Anchorage	2
Axiom (Panel).....	2
Bailey (Panel).....	2
Broadcast (Panel).....	2
Cape Cod (Panel).....	2
Chase (Panel).....	1
Couture	2
Dashing (Panel).....	2
Dune (Panel)	2
Ease (Panel)	1
Emerge.....	2
Essence (Panel)	1
Expanse (Panel)	1
Felt (Panel).....	3
Framework (Panel).....	1
Frolic.....	2
Gather	2
Input	2
Intermix (Panel)	2
Intuition	2
Jane	2
Lido (Panel).....	2
Marin (Panel).....	2
Marlstone.....	2
Metallation (Panel).....	2
Moguls.....	2
Off the Grid (Panel)	2
Open House.....	2
Palette	2
Palette with Crypton.....	3
Pebble	2
Phrase.....	2
Poseidon.....	3
Punch Card	2
Purpose (Panel)	2
Pursuit (Panel).....	1
Quadrille.....	2
Reeds (Panel).....	2
Reframe	2
Resolve (Panel)	2
Revival.....	4
Rise	2
Shift.....	2
Spinel (Panel).....	2
Sprite (Panel).....	2
Stitch	2
Strata (Panel).....	2
Studio 54 (Panel).....	3
Synopsis	2
Tempest (Panel).....	2
Theory (Panel).....	2
Tidal	2
To the Point	2
Tweed (Panel).....	2
Tweedscape.....	1
Whisper (Panel)	2

Indiana Furniture strives to make as many upholsteries available as possible. However, it is not practical for us to test every offering on every chair as it is made available. If you have any concerns about our ability to upholster your selection on a particular frame please contact us and we will be glad to order a memo sample from this supplier for testing. Call Customer Service at 800.422.5727.

Effective 6/2025

Pattern Name	Price Grade	Pattern Name	Price Grade	Pattern Name	Price Grade
Aegean.....	7	Homage.....	6	Stripe It.....	9
Alias II Unbacked (Panel).....	4	Hourglass.....	4	Summit.....	5
Alloy Unbacked (Panel).....	5	Hudson.....	7	Tailor Made II (Panel).....	4
Amore.....	10	Hummingbird.....	7	Tara.....	9
Annex (Panel).....	4	Imprint.....	7	Tempest.....	7
Apollo Unbacked (Panel).....	5	In Step.....	10	Texnet.....	7
Arezzo.....	10	In Stitches.....	8	Tight Rope.....	6
Asterisk II Unbacked (Panel).....	4	Infinite.....	3	Tinge.....	4
Atlas.....	7	Instinct.....	5	Topos.....	4
Attire.....	5	Island.....	7	Tranquil (Panel).....	4
Aurora.....	7	Its Complicated.....	7	Twister (Panel).....	3
Beacon (Panel).....	3	Journey.....	5	Ultrasuede.....	9
Bella.....	14	Keaton.....	5	Uni-Form.....	4
Bollywood Unbacked (Panel).....	6	Knoll Felt.....	6	Utmost II.....	6
Boundary.....	5	Knoll Hopsack.....	5	Utopia.....	5
Brigadoon.....	4	Knoll Velvet.....	14	Utrillo.....	9
Broadcloth II (Panel).....	4	Limani.....	16	Vast.....	4
Buzz.....	6	Little Devil.....	5	Venue.....	4
Calypso.....	5	Looped In.....	8	Versatility (Panel).....	5
Cameo.....	7	Magnolia.....	6	Vert.....	8
Cato.....	12	Melange.....	8	Vibe II.....	5
Catwalk.....	9	Messa (Panel).....	3	Vice Versa.....	7
Chameleon.....	5	Micro (Panel).....	6	Villa Unbacked (Panel).....	3
Charm.....	7	Modern Tweed.....	8	Westwood.....	5
Chiseled.....	10	Nature Walk.....	8	Whip.....	7
Circa.....	8	Nematic II (Panel).....	4	Wild Thing.....	4
Circle Point.....	6	North Island.....	13	Wit.....	6
Circuit (Panel).....	4	Off the Grid.....	7	Woodland II.....	6
Classic Boucl.....	8	Oh La La.....	4	Wow Factor.....	6
Cleo.....	7	Olympia.....	4	Wrap Up (Panel).....	2
Code.....	6	On Point.....	6		
Color Collage.....	8	Palisade.....	6		
Color Field.....	5	Patchwork.....	6		
Commuter Cloth.....	4	Pathway.....	5		
Contour.....	4	Photon II (Panel).....	5		
Cozy Cord.....	4	Pivot (Panel).....	3		
Crossroad.....	4	Pivot Stitch (Panel).....	7		
Cummings.....	12	Placid.....	7		
Currents.....	6	Plaid On.....	5		
Dactyl.....	6	Ponder (Panel).....	3		
Day Tripper.....	5	Prairie.....	4		
Delite.....	3	Premier.....	6		
Diva.....	5	Prestini.....	5		
Dottie.....	5	Puff.....	4		
Dynamic.....	12	Pullman.....	5		
Eclat Weave.....	8	Rebel.....	7		
Edo (Panel).....	4	Reflect (Panel).....	4		
Element (Panel).....	4	Relay (Panel).....	6		
Entwine.....	5	Retreat.....	6		
Facet.....	3	Rivers.....	7		
Fancy Twill.....	8	Rivington.....	9		
Ferry.....	5	Rush Hour II.....	5		
Firefly.....	9	Sandis.....	13		
Florescence.....	9	Seurat.....	7		
Flower Power.....	6	Shadow Play.....	4		
Greenwich.....	6	Skylark (Panel).....	4		
Growth Spurt (Panel).....	5	Smart.....	7		
Guisse.....	12	Sonnet.....	4		

Indiana Furniture strives to make as many upholsteries available as possible. However, it is not practical for us to test every offering on every chair as it is made available. If you have any concerns about our ability to upholster your selection on a particular frame please contact us and we will be glad to order a memo sample from this supplier for testing. Call Customer Service at 800.422.5727.

Effective 6/2025

Pattern Name	Price Grade
Alle	7
Ame	5
Ara.....	7
Atlas	6
Atrium Outdoor.....	6
Autumn.....	3
Azure Outdoor.....	6
Broken Twill Weave.....	6
Canvas 2	5
Clara 2	5
Coda 2	8
Divina 3	6
Divina MD.....	6
Divina Melange 3	6
Encircle	6
Field 2.....	6
Fiord 2.....	7
Floyd.....	6
Floyd Screen.....	5
Guest	3
Haku.....	5
Hero 2.....	5
Hero Heather	5
Jaali	7
Melange Nap	6
Memory 2	7
Naveli.....	6
Patio Outdoor	6
Raas	7
Re-wool 2	6
Recheck	6
Reflect.....	4
Reflect Screen	6
Remix 3.....	5
Remix Screen	7
Revive 1.....	6
Sabi	7
Savanna	7
Serpentine.....	9
Sisu.....	9
Sone.....	6
Sport.....	5
Steelcut 3	6
Steelcut Beat	5
Steelcut Quartet.....	7
Steelcut Trio 3.....	6
Still	6
Tero Outdoor.....	6
Tonica 2.....	6
Tonus 4.....	6
Twill Weave.....	6

Indiana Furniture strives to make as many upholsteries available as possible. However, it is not practical for us to test every offering on every chair as it is made available. If you have any concerns about our ability to upholster your selection on a particular frame please contact us and we will be glad to order a memo sample from this supplier for testing. Call Customer Service at 800.422.5727.

Effective 6/2025

Pattern Name	Price Grade	Pattern Name	Price Grade	Pattern Name	Price Grade	Pattern Name	Price Grade
Amulet	9	Etch	9	Mexidot	8	Spare	9
Anagram.....	8	Exaggerated Plaid	10	Micro	5	Spindle	9
Analog.....	7	Facets.....	10	Mikado.....	10	Spiral (Panel).....	4
Apex.....	6	Fathom.....	5	Minicheck	10	Stature.....	6
Apt	7	Feature.....	6	Mister.....	7	Stepped Plaid.....	10
Arcade.....	8	Felix	7	Mode.....	4	Structure.....	4
Aria.....	10	Festoon	7	Monsoon.....	8	Strum.....	6
Arlo	4	Firma	7	Multiply	5	Study	8
Article.....	5	Flex.....	7	Murmur	4	Sudden.....	7
Beck.....	6	Flint.....	7	Muse.....	3	Sundry.....	8
Beryl.....	6	Flock (Panel).....	5	Names	10	Swathe	8
Bind.....	9	Fluent Crypton.....	7	Nico	5	Switch.....	6
Bluff	6	Fluted Silk	10	Nimble.....	6	Taper	8
Bond	6	Fold	7	Note	5	Taut Linen.....	10
Boundary.....	6	Fore	9	Optik	10	Tempera.....	7
Bright Angle.....	8	Frequency	6	Overlapping Stripe	10	Tempo	5
Bright Cube	8	Fruit.....	9	Pallet.....	4	Terra.....	9
Bright Grid	8	Gale.....	7	Parallel (Panel)	5	Tessera	6
Brim	7	Gemma	7	Parched Silk	10	Transmit (Panel).....	3
Brindle.....	5	Gemma Multi.....	7	Parquet	7	Tress.....	10
Brio.....	6	Geometri.....	10	Passage	7	Trestle.....	7
Broadcast	4	Gild	6	Pepitas	8	Trigon	6
Buffer.....	6	Ginkgo	6	Pepper.....	5	Trundle	5
Campana	7	Glaze.....	10	Perspective	10	Turret	5
Canopy.....	5	Glen.....	4	Petra	7	Twist.....	8
Caper.....	5	Grove	7	Pitch.....	5	Unisol.....	10
Chalet	7	Gust.....	6	Platform	4	Valley	5
Chasm	6	Hewn.....	8	Prompt	5	Valor.....	9
Checker.....	10	Hive	5	Province	7	Veer.....	5
Checker Split	10	Houndstooth	9	Quatrefoil	10	Veld	8
Chime	5	Idle	10	Quay	5	Voyage	10
Circles.....	10	Instill	5	Quell.....	10	Washi.....	9
Clamber	5	Isa	7	Rail	7	Wend	6
Coin.....	5	Keen.....	5	Range	8	Wide Corduroy	10
Compound.....	6	Ladder Stripe	10	Ratio	10	Willow	6
Concord Stripe.....	9	Lariat.....	5	Ravel	6	Wool Check	10
Conduit	5	League	5	Reef.....	9		
Confetti.....	9	Ledger	5	Regatta	7		
Connect	4	Lens.....	6	Relay	9		
Cosset.....	6	Levity.....	6	Ribbed Weave	7		
Cove	9	Lift	7	Rill.....	6		
Cumulus.....	4	Limn.....	8	Roman.....	8		
Cursive	8	Linden	6	Route.....	6		
Cycle.....	5	Loop.....	5	Rowan	6		
Darning Sampler	8	Luce	7	Runner.....	7		
Darning Sampler Large.....	8	Lumen (Panel)	4	Scape.....	7		
Depth.....	6	Manner	4	Scuba.....	5		
Distill.....	5	Mantle.....	5	Scute.....	6		
Dot Pattern	9	Mechanism.....	8	Scuttle.....	6		
Dots.....	9	Medium	4	Sendal	6		
Double Triangles	10	Melange Tweed	10	Serried.....	7		
Drape.....	7	Meld	4	Shadow	6		
Eave	5	Merit.....	4	Shake.....	8		
Ellipsis	6	Mesh.....	8	Shift.....	8		
Elm	4	Messenger	4	Sift	9		
Emit.....	5	Metaphor	3	Silk Canvas.....	9		
Enmesh.....	6	Metered Stripe	9	Site	6		
Entwine.....	8	Method.....	3	Small Dot Pattern	9		
Equate.....	6	Metric.....	4	Sort	5		

Indiana Furniture strives to make as many upholsteries available as possible. However, it is not practical for us to test every offering on every chair as it is made available. If you have any concerns about our ability to upholster your selection on a particular frame please contact us and we will be glad to order a memo sample from this supplier for testing. Call Customer Service at 800.422.5727.

Pattern Name	Price Grade	Pattern Name	Price Grade	Pattern Name	Price Grade	Pattern Name	Price Grade
Abbey.....	3	Flair (Panel).....	2	Moonscape.....	2	Tango.....	2
Acuco.....	6	Flora.....	5	Neo.....	3	Tellus.....	4
Adler.....	2	Florentino.....	2	Nexus (Panel).....	2	Theory 10.....	2
All Seasons.....	2	Form.....	4	Niche.....	4	Truss.....	4
Amalfi.....	5	Forte.....	1	Nimble.....	3	Tulum.....	5
Ankara.....	5	Foundation 10.....	2	Nirvana.....	5	Ultrahide.....	5
Antique.....	3	Fractal.....	5	Noble.....	2	Utopia.....	4
Apollo Silicone.....	6	Fresco (Panel).....	2	Nomad.....	4	Valley.....	7
Arc.....	4	Function.....	3	Nylo-Stat.....	5	Variant 10.....	2
Arcade.....	4	Furrow (Panel).....	1	Nylon-Stat.....	2	Vector.....	5
Balance.....	3	Galveston.....	3	Odessa.....	4	Verona.....	3
Bali.....	2	Gatsby.....	3	Omega.....	3	Vertex.....	5
Basic (Panel).....	1	Gem.....	2	Optic 10.....	2	Villa.....	5
Beaux.....	3	Gravity.....	4	Outback.....	2	Vintage Mohair.....	10
Belize.....	5	Haarlem.....	6	Palermo.....	4	Vista.....	7
Belmont.....	5	Harper.....	5	Palermo II.....	3	Voyager.....	4
Bloom.....	7	Havana.....	2	Paradox.....	5	Webster.....	5
Blueprint (Panel).....	1	Haven.....	3	Paragon (Panel).....	2	Whirligig.....	6
Botany.....	5	Hexagon.....	3	Patio.....	2	Wilson.....	5
Boteh.....	6	Huipil.....	5	Pavilion.....	5	Wool Boucle.....	7
Caressa.....	3	Icon.....	3	Pebble Beach (Panel).....	2	Xanadu.....	5
Carousel.....	5	Imprint.....	2	Plaza.....	4	Zen.....	5
Caspian.....	3	Infinity.....	5	Polygon.....	3	Zip.....	2
Catwalk.....	4	Interlace.....	3	Porter.....	2		
Centric.....	4	Interlude (Panel).....	2	Prism 10.....	2		
Channel.....	3	Jekyll & Hyde.....	3	Prospect.....	3		
Chaps.....	3	Jive.....	2	Puno.....	5		
Chequers.....	4	Kantha.....	5	Quattro.....	2		
Cipher (Panel).....	1	Kensington.....	3	Ranchero.....	1		
Cirque.....	4	Key Largo.....	2	Reflector.....	5		
Code (Panel).....	1	Kinsey.....	2	Refuge.....	5		
Collage.....	6	Labyrinth.....	6	Relativity.....	5		
Comalapa.....	6	Lachlan.....	4	Retro.....	6		
Connect.....	4	Lancaster.....	2	Rio.....	3		
Continuum 10.....	2	Landscape.....	5	Ritzi.....	3		
Copa (Panel).....	2	Lavish.....	3	Riviera.....	5		
Cosmopolitan.....	3	Legacy.....	3	Rumba.....	1		
Cross Check.....	2	Leoni.....	5	Ryder.....	1		
Curator.....	4	Links.....	3	Samba.....	2		
Delano.....	2	Longhorn.....	4	Sanctuary.....	2		
Delmar.....	2	Loop.....	3	Saori.....	5		
Denali.....	5	Ludlow.....	2	Score.....	4		
Discovery.....	4	Lyric.....	2	Scout.....	3		
Divert (Panel).....	2	Malibu.....	3	Sequoia.....	5		
Durango.....	2	Mandala.....	6	Seville.....	2		
Duraweave 10.....	1	Marathon.....	1	Shift.....	4		
Echo.....	3	Marmara.....	4	Signs.....	6		
Editor.....	4	Matka.....	3	Silverweave.....	3		
Elevation.....	4	Matter.....	4	Sketch.....	3		
Empire Silicone.....	6	Maverick.....	2	Soleil.....	5		
Ephesus.....	5	Metal Strips.....	5	Sonnet.....	3		
Equal (Panel).....	2	Midway.....	2	Spacer Mesh.....	2		
Esd Vinyl.....	4	Milagro.....	6	Spartan.....	2		
Essence.....	3	Milano.....	3	Splendor.....	4		
Etch.....	2	Mimic (Panel).....	2	Spokes.....	5		
Explorer.....	2	Mingle.....	3	Static.....	5		
Fanfare.....	5	Mira.....	3	Strata (Panel).....	2		
Fedora.....	2	Mode.....	3	Sula.....	6		
Fitz.....	5	Molecule.....	6	Sydney.....	2		

Indiana Furniture strives to make as many upholsteries available as possible. However, it is not practical for us to test every offering on every chair as it is made available. If you have any concerns about our ability to upholster your selection on a particular frame please contact us and we will be glad to order a memo sample from this supplier for testing. Call Customer Service at 800.422.5727.

Effective 6/2025

Pattern Name	Price Grade	Pattern Name	Price Grade	Pattern Name	Price Grade	Pattern Name	Price Grade
Ace	3	Chekhov.....	6	Eureka 389.....	6	Honeycomb 521.....	7
Acoustic.....	7	Chime CV	5	Everyday.....	6	Hop.....	6
Acrobat.....	5	Chipper	7	Everyday 550	6	Hue.....	3
Agora II	4	Chit Chat.....	5	Everywhere Epu	5	Hum	3
Aldo	8	Chromatic.....	6	Evo CV.....	4	Hyde CV.....	4
Alhambra.....	7	Civil	7	Explore.....	7	Icon	7
Alhambra 401.....	7	Clang	4	Expo.....	3	Icon 494.....	7
Allover	7	Climb	6	Expression.....	5	Illumina	10
Allover 372.....	7	Clip	8	Eyes IN Reflection.....	9	Illumina	10
Almanac.....	7	Clip 544	8	Faux Felt.....	3	Improv CV	4
Amenity II.....	6	Coda	5	Faux MO	5	Infinity C-Zero.....	2
Amuse.....	5	Coffee Berry II.....	6	Felt.....	7	Infusion	6
Anthology CV	5	Collect	5	Felt.....	7	Insight	2
Anywhere.....	7	Color Works.....	9	Felt Melange.....	7	Interim.....	7
Anywhere 371.....	7	Color Works 543	9	Felt Melange.....	7	Iota.....	6
Aquavit.....	8	Colorloop.....	4	Feltro	3	Jackpot CV	5
Aquavit 536.....	8	Colorwheel.....	6	Fern II	6	Jazzy.....	6
Archer.....	6	Confetti	7	Fidget CV	5	Jazzy 549.....	6
Archipelago	9	Confetti 450	7	Finnegan.....	7	Jot	3
Archipelago 537.....	9	Cordovan Epu	4	Fletcher.....	5	Journal	7
Artisanal Epu.....	4	Cotton CV.....	5	Flicker.....	8	Just Add Plaid.....	8
Ascend.....	5	Cover Cloth.....	3	Flicker 500.....	8	Just Add Plaid 501.....	8
Audubon.....	7	Cozy.....	7	Fling	6	Keeper CV	4
Bandwidth II.....	6	Cozy 456	7	Flitter.....	5	Kepler.....	5
Bangle.....	2	Crespo.....	1	Float.....	4	Keynote.....	5
Banter.....	7	Crossing Colors.....	8	Flock	4	Kinect (Panel)	3
Beachcomber II	6	Crossing Lines.....	8	Flux	7	Kit	5
Beeline Epu.....	4	Crossing Lines 407.....	8	Fold	8	Knack.....	4
Beep.....	4	Crosswise	5	Folklore.....	9	Lana	9
Beta.....	3	Cube	6	Folklore 455.....	9	Lana	9
Bloko.....	8	Curl.....	3	Follow CV	5	Landmark	7
Blossoms Time.....	7	Current	3	Foray.....	5	Landmark 503.....	7
Blurred Plaid.....	7	Curtain Call (Panel)	3	Forest Floor	5	Lapland	9
Blurred Plaid 527.....	7	Cycle.....	5	Forest Floor 553.....	5	Lapland 531.....	9
Bobby	3	Dart.....	3	Foundation	5	Lark	4
Boheme	5	Deka.....	3	Fragments.....	7	Lasanna CV	5
Bold Plaid.....	9	Delano	8	Fragments 540	7	Lasso CV	5
Bold Plaid 530	9	Delano	8	Free	4	Lateral	5
Boom II.....	3	Destinations.....	8	Frida CV	5	Layers.....	8
Borders	6	Destinations 315	8	Fuse	3	Layers 408.....	8
Bravo II.....	4	Dexter Epu	3	Glassworks.....	5	Leafdot CV	5
Brink.....	6	Docket.....	7	Glide.....	5	Ledge.....	5
Brisk.....	7	Domain.....	5	Glint (Panel)	3	Leno.....	7
Build.....	5	Domani.....	8	Gradient	7	Lens.....	3
Calypso II.....	6	Domani 357.....	8	Gradient 492	7	Light.....	7
Camber	7	Dome CV	4	Graph	1	Light 522	7
Cameo (Panel).....	3	Drawing Lines	7	Grid	3	Lina	8
Canter Epu.....	3	Dream Catchers.....	9	Groove Epu	4	Linen CV	4
Caravan.....	4	Drift.....	6	Guideline	6	Lines ON Stripes	7
Carlo	8	Ebb.....	7	Guild	1	Lines ON Stripes 490	7
Carson CV	1	Edison.....	7	Habit	3	Lineup	3
Cashmere II.....	4	Ego	1	Hacienda II	7	Linguine II.....	6
Central.....	5	Encore (Panel)	2	Halo.....	6	Linguine II 484.....	6
Centric.....	7	Endurance Epu	3	Hearsay	7	Mandala	6
Chameleon.....	7	Eon Epu	4	Hobnob.....	5	Mapping Ideas	8
Chameleon 520	7	Epic	3	Hobnob.....	4	Maratho	7
Channel.....	5	Essay.....	6	Honeycomb	7	Marathon 460	7
Chant.....	7	Eureka	6			Marathon C-Zero.....	2

Indiana Furniture strives to make as many upholsteries available as possible. However, it is not practical for us to test every offering on every chair as it is made available. If you have any concerns about our ability to upholster your selection on a particular frame please contact us and we will be glad to order a memo sample from this supplier for testing. Call Customer Service at 800.422.5727.

Pattern Name	Price Grade	Pattern Name	Price Grade	Pattern Name	Price Grade		
Meander (Panel).....	3	Pixelate	4	Silica Excursion.....	6	Swim.....	3
Measure	7	Places Spaces Faces	8	Silica Fiona.....	6	Syntax	3
Measure 436.....	7	Plan	4	Silica Flick	6	Tack.....	3
Meld	5	Platform.....	6	Silica Fresco.....	6	Tactic	7
Mello	3	Plaza	8	Silica Fritz.....	6	Tanner.....	3
Mezzanine	5	Plaza 502.....	8	Silica Gidget	6	Tech Weave	10
Mezzotint.....	8	Plus.....	8	Silica Hiatus	6	Tenor (Panel).....	3
Mezzotint 545	8	Plus.....	8	Silica Hoop.....	6	Terrace.....	8
Mikro.....	6	Pod.....	9	Silica Jig.....	6	Terrace 493.....	8
Millennium C-Zero	2	Pod.....	9	Silica Kip	6	Tesla.....	6
Mix.....	9	Poetic CV.....	4	Silica Leather.....	5	Textura CV.....	4
Mix 477.....	9	Prato.....	9	Silica Likely	6	Thick And Thin.....	7
Mixer Epu	5	Prato.....	9	Silica Reach	6	Thick And Thin 547	7
Mixology CV	4	Printwork Epu.....	4	Silica Rhythms Surround You... 7	7	Tilt.....	6
Modern Plaid.....	8	Promise	4	Silica Roam	6	Tivoli	8
Modern Plaid 546	8	Propel.....	6	Silica Scout	6	Tivoli 534.....	8
Mogul Epu	4	Proverb (Panel)	3	Silica Spoke	6	Toggle.....	3
Mossy.....	7	Quince.....	7	Silica Strata.....	6	Top Talent.....	2
Mossy 474	7	Raindrops.....	6	Silica Stride.....	6	Tradewinds CV	5
Native Epu	5	Raindrops 552.....	6	Silica Suede	5	Tradition C-Zero	2
Nestle	1	Rattan.....	9	Silica Tao.....	6	Trefoil.....	6
Nifty	4	Rattan.....	9	Silica Tech	6	Triangles	8
Nimble.....	7	Rein II.....	4	Silica Thatch	6	Triangles 491.....	8
Northern Light.....	8	Renew	4	Silica Today Here Now.....	6	Tribeca CV.....	3
Northern Lights 470	8	Revolve	7	Silica Triad	6	Trilogy	5
Note CV	4	Ring.....	6	Silica Waltz	6	Trivia	7
Nubble.....	5	Ringer CV	5	Silica Wifi.....	6	Tweedy.....	7
Oath	5	Rise	4	Silk Struktur.....	8	Tweedy 548.....	7
Obi Stripe	9	Roster.....	7	Silk Struktur.....	8	Twill Epu	5
Obi Stripe 444.....	9	Row	5	Site Line.....	7	Universe (Panel).....	3
Odyssey C-Zero	2	Santa FE Sun	8	Sketching Air.....	8	Vanguard CV	4
Ona.....	9	Santa FE Sun 290.....	8	Skip	3	Vanish.....	5
Ona.....	9	Sanya CV	4	Slice.....	3	Velocity	5
Origin.....	1	Scatter.....	1	Small Talk	7	Via	4
Otto.....	3	Score.....	5	Smart Soft.....	4	Villa II.....	6
Ovals.....	7	Script (Panel)	3	Soft Stripe.....	6	Villa II 487	6
Ovals 542	7	Seacoast	8	Soft Stripe 554	6	Waver	5
Overpass.....	6	Seacoast 538.....	8	Solace.....	5	Weaving Palettes.....	7
Overshot.....	9	Sensory CV	4	Solar Canvas.....	5	Well Well Well.....	8
Overshot 475.....	9	Shire.....	6	Solar Canvas 287.....	5	Whim	6
Pact (Panel).....	3	Shower Me With Flowers.....	9	Solitaire.....	5	Whisp	5
Painting Strokes	7	Shuttle.....	5	Speakeasy CV	5	Whit Epu.....	4
Palazzo.....	8	Sidestep.....	6	Sport	5	Why Why Why	8
Palazzo 360.....	8	Silica.....	5	Sprinter.....	7	Widget	2
Palette	9	Silica Altair.....	6	Sprinter 464	7	Wish.....	6
Palette 476.....	9	Silica Andy	6	Spunk CV.....	5	Wish 485	6
Panorama	7	Silica Arc.....	6	Staircase	8	Witzel CV	4
Parachute	5	Silica Bauble.....	6	Staircase 541.....	8	Wool Boucle	10
Paradiso	8	Silica Blend	5	Starfall	2	Wool Boucle 512.....	10
Pax	6	Silica Bracket.....	6	Story	6	Wool Multi.....	9
Perk.....	3	Silica Bubbler.....	6	Stroll	4	Wool Multi 513.....	9
Photon.....	7	Silica Checker.....	6	Strut	4	Wool Structure	10
Phrase.....	6	Silica Compass.....	6	Subdivide	6	Wool Weave	9
Pierre	8	Silica Cusp.....	6	Sunbeam	7	Wool Weave 510.....	9
Pip	4	Silica Deflect.....	6	Sunbeam 523.....	7	Yarnplay CV	5
Piper	5	Silica Effloresce	6	Sunny.....	5	Zipped.....	7
Pixel Flower	6	Silica Etc.....	6	Sweater.....	8		
Pixel Flower 551.....	6	Silica Etch.....	6	Sweater 533.....	8		

Indiana Furniture strives to make as many upholsteries available as possible. However, it is not practical for us to test every offering on every chair as it is made available. If you have any concerns about our ability to upholster your selection on a particular frame please contact us and we will be glad to order a memo sample from this supplier for testing. Call Customer Service at 800.422.5727.

Effective 6/2025



PALLAS

For Pallas Textiles Samples:

Call: 800.472.5527

Visit: www.pallastextiles.com

Pattern Name	Price Grade	Pattern Name	Price Grade	Pattern Name	Price Grade
Adele	5	Isla	4	Spot On	4
Ahti	4	Jet Set	6	Stipple	5
Alea	5	Juggernaut	5	Stippling	6
Allure	6	Kai	4	Stitch	5
Allusion	6	Kwaart	5	Suji Stripe	5
Amari	5	Le Fleur	5	Surface	5
Ample	5	Llyr	5	Sway	5
Aphrodite	4	Lore	3	Taboo	5
Arc	6	Lull	5	Tech	4
Arch	6	Lumiere	3	Terra	4
Archetype	4	Lyric	5	Tessellation	4
Arjuna	3	Magique	6	Threads	5
Asha	5	Marbles	5	Tilt	5
Asymmetric	5	Maren	3	Translation	5
Axis	5	Marrakesh Express	4	Trapunto	6
Basket	5	Merge	4	Trek	6
Bedford	5	Mesh	5	Trellis	5
Bend	5	Metaphor	5	Tulips	5
Brio	6	Mix	5	Twine	4
Brogue	5	Mod	5	Unraveled	5
Burnish	5	Mode	5	Urbanized	3
Chic	6	Modern Blaze	5	Utopia	5
Chitra	5	Mosaic	4	Veer	5
Construct	5	Motto	4	Verse	4
Craft	3	Mystere	5	Vertices	5
Curio	5	Nap	3	Vespa	4
Cybele	5	Nappa	5	Vignette	5
Decked Out	5	Neo	6	Wander	3
Deflect	5	Night Cap	5	West Bengal	4
Deflection	4	Nuance	5		
Déjà Vu	4	On The Fringe	6		
Demeter	6	Ooh La Lana	5		
Demi	6	Origin	4		
Drift	5	Panache	3		
Edge	5	Patagonia	5		
Essence	5	Perception	5		
Etch	5	Petals	4		
Ethos	5	Phenomena	5		
Flow	5	Pinch Pleat	5		
Flux	5	Pivot	5		
Fracture	5	Plush	5		
Fresh	3	Polka Dotty	5		
Frieze	4	Popcorn	4		
Fuse	6	Promenade	5		
Glam	5	Prose	6		
Glitz	4	Purl	5		
Graph	4	Reflection	4		
Grille	5	Revel	6		
Groove	6	Reverie	4		
Halftone	5	Rogue	4		
Hali	4	Round	5		
Harmony	5	Rove	5		
Haven	6	Sandstone	4		
Hint	5	Selvedge	5		
Holy Cow	5	Shear	5		
Holy Cow Too	5	Shift	6		
Icon	3	Simile	4		
Imbue	4	Sisal	4		
Iota	4	Sonnet	6		

Indiana Furniture strives to make as many upholsteries available as possible. However, it is not practical for us to test every offering on every chair as it is made available. If you have any concerns about our ability to upholster your selection on a particular frame please contact us and we will be glad to order a memo sample from this supplier for testing. Call Customer Service at 800.422.5727.

Effective 6/2025

Graded-In Fabrics 253

COM/COL &
Graded-In Programs

Pattern Name	Price Grade	Pattern Name	Price Grade	Pattern Name	Price Grade	Pattern Name	Price Grade
Abstract.....	6	Charlotte.....	3	Frequency 2.0.....	5	Luster.....	5
Ace.....	3	Chroma.....	4	Fuse 2.0.....	2	Luther II (Panel).....	3
Acrobat.....	6	Cinema.....	6	Gabby.....	2	Lyric.....	6
Adagio.....	5	Cirque 2.0.....	4	Galileo 2.0.....	6	Mandala.....	5
Aerie (Panel).....	3	Citadel 2.0.....	3	Genesis (Panel).....	2	Mantra.....	6
Aero.....	2	Cityscape.....	5	GeoMet.....	3	Marquetry.....	5
Affinity / Affinity 2.0.....	5	Clarity.....	5	Gesture.....	7	Martini 2.0.....	5
Ainsley.....	4	Clean Slate 2.0.....	4	Glimpse.....	5	Mason (Panel).....	2
Alamo.....	2	Coastline.....	3	Graffiti.....	6	Matrix.....	3
Alfresco.....	5	Collage.....	7	Grand Sierra 2.0.....	3	Maze.....	6
Ally (Panel).....	2	Collins (Panel).....	3	Graph.....	4	Median.....	5
Amplify.....	3	Color Block.....	6	Gravity.....	4	Menagerie.....	7
Antigua.....	5	Colorguard 2.0.....	2	Grille 2.0.....	4	Mesa.....	8
Aperture (Panel).....	3	Composite.....	7	Handwork.....	5	Meteor.....	6
Apprentice.....	2	Concourse.....	6	Harrison - MB.....	5	Metropolis.....	9
Arbor.....	3	Connect 2.0.....	3	Hashtag.....	5	Mica 2.0.....	4
Archer.....	4	Core 2.0.....	2	Hexie.....	6	Mixed Media.....	3
Ardent.....	3	Corium.....	6	Hi-Fi.....	3	Moby.....	3
Arioso.....	6	Criss Cross 2.0.....	3	Highlands.....	3	Moccasin 2.0.....	3
Armature.....	6	Current.....	6	Hive.....	3	Mod.....	6
Array (Panel).....	3	Cush.....	3	Honeycomb Shag.....	4	Modena 2.0.....	6
Artisan.....	3	Cycle.....	5	Hopsack.....	4	Modernist.....	7
Attache'.....	3	Dapple (Panel).....	3	Hush.....	6	Monhegan.....	6
Avant.....	3	Dart.....	3	Impress w/StaKleen™.....	4	Montage.....	5
Backdrop (Panel).....	2	Detail.....	2	Imprint (Panel).....	2	Montana 2.0.....	3
Bandwidth.....	6	Didi.....	6	Infinity Plush.....	7	Myth.....	6
Banyan.....	3	District.....	5	Inked.....	6	Natural World 2.0.....	6
Bari / Bari 2.0.....	5	Divvy.....	7	Intermix (Panel).....	3	Naugasoft.....	3
Batik.....	6	Drift.....	5	Intersect.....	6	Network.....	5
Baxter.....	4	Duet.....	5	Ishi.....	7	New Hempstead.....	3
Bespoke.....	4	Dynamic.....	6	Jambi Stripe Tool.....	5	Night Life.....	6
Bijou.....	5	Eddy.....	7	Jillian.....	3	Nikko (Panel).....	3
Binary (Panel).....	3	Effervescence /		Juxy / Juxy 2.0.....	5	Nishiki 2.0.....	3
Blend.....	3	Effervescence 2.0.....	6	Kalahari.....	5	Nubbly.....	5
Blink Ombre.....	5	Eli / Eli 2.0.....	3	Katsura.....	6	Odeon.....	6
Blip.....	3	English Pub.....	4	Kennebunk.....	6	Offset.....	6
Bliss.....	6	Entrada.....	2	Kid.....	5	Olivia.....	2
Bond.....	5	Equator.....	6	Kilkenny Tweed 2.0.....	3	Olympus / Olympus 2.0.....	5
Boomerang.....	6	Essential.....	3	Kinetic.....	5	Orbit 2.0.....	4
Borderline.....	5	Etch.....	6	Kingsman.....	4	Origami.....	6
Boucle Two Way.....	4	Euclid.....	3	Kusari / Kusari 2.0.....	4	Orvilla.....	6
Box Chain.....	2	Excursion.....	1	Kyoto.....	6	Outlander.....	4
Breton.....	5	Faux Bois.....	6	La Scalina.....	6	Overlay.....	4
Brilliant.....	3	Feature.....	7	Lara.....	2	Oxford 2.0.....	3
Brit.....	5	Fenestra Tool.....	6	Laredo.....	3	Pacifica.....	6
Broadband.....	6	Fiberdrill.....	5	Lateral.....	3	Painted Moon.....	5
Brushwork.....	6	Fiddlesticks.....	7	Latitude.....	1	Paradox.....	6
Bubblerake 2.0.....	6	Fidget.....	5	Lattice.....	3	Parasail.....	6
Burkshire.....	4	Figment.....	5	Lava 2.0.....	6	Patriot Plus II /	
Cannon Beach.....	7	Finley.....	5	Lens.....	6	Patriot Plus II 2.0.....	3
Caspian.....	5	Fizz 2.0.....	4	Level 2.0.....	3	Pebble Trail.....	5
Cassidy 2.0.....	3	Flanders.....	3	Lexie.....	6	Perspective / Perspective 2.0...5	
Cassiopeia.....	6	Flare.....	7	Linea (Panel).....	4	Petal Dots.....	6
Catalina.....	5	Flex.....	2	Live Wire.....	5	Pierce.....	3
Ceremony.....	6	Flip.....	5	Loophole / Loophole 2.0.....	3	Pinball.....	5
Cesto.....	3	Focus (Panel).....	2	Lorelai - MB.....	5	Ping Pong.....	6
Channel 2.0.....	4	Formation.....	7	Lulu (Panel).....	2	Plaid-itude.....	5
Chaos.....	8	Fractal.....	5	Lunaria.....	5	Plushious.....	4

Stinson continues on next page.

Indiana Furniture strives to make as many upholsteries available as possible. However, it is not practical for us to test every offering on every chair as it is made available. If you have any concerns about our ability to upholster your selection on a particular frame please contact us and we will be glad to order a memo sample from this supplier for testing. Call Customer Service at 800.422.5727.

Pattern Name	Price Grade	Pattern Name	Price Grade	Pattern Name	Price Grade
Pod.....	6	Skipping Stones.....	6	Vector.....	4
Polka.....	3	Sleek 2.0.....	3	Verge.....	6
Polygon.....	5	Sleeping Bear Dunes.....	5	Volterra-HC.....	8
Posh.....	4	Smoothie 2.0.....	3	Vortexia 2.0.....	6
Power Grid.....	5	Soft Spot.....	3	Walk the Line 2.0.....	6
Premier.....	4	Solitaire.....	2	Watercolor Grid.....	6
Prime (Panel).....	2	Spirit Millennium.....	3	Waterwand 2.0.....	5
Printemps.....	5	Splice.....	7	Weft.....	3
Prisma.....	3	Spree (Panel).....	2	Whirl.....	6
Prodigy.....	7	Sprint.....	3	Whisper 2.0.....	3
Profile.....	2	Square One.....	3	Wicker 2.0.....	5
Promenade / Promenade 2.0....	4	Stage.....	5	Winnly.....	4
Queue.....	5	Stallion.....	5	Wyatt.....	3
Raffia 2.0.....	4	Staple.....	2	Ybor.....	3
Rain Pool.....	6	Stat-Con.....	5	Zanzibar.....	7
Rally.....	3	Stellar.....	3	Ziggy / Ziggy 2.0.....	3
Raya.....	5	Stitch in Time.....	2		
Reef.....	5	Storyboard.....	7		
Retrograde.....	3	Strand.....	4		
Revolve 2.0.....	6	Stratford.....	8		
Rhythm.....	7	Stride.....	4		
Rialto.....	3	Studio.....	4		
Riddle.....	3	Stuff.....	9		
Ripple 2.0.....	6	Sumi.....	5		
Ritz.....	4	Sundance w/StaKleen™.....	5		
River.....	6	Swift (Panel).....	2		
Rivera.....	3	Swipe.....	5		
Riverstone.....	3	Switchboard.....	4		
Roadmap.....	4	Swivel.....	6		
Rogue II.....	3	Swizzle.....	6		
Round Trip.....	6	Sylvan.....	7		
Route.....	3	Symphony Classic.....	3		
Rubric.....	5	Sync.....	6		
Runway.....	3	System.....	4		
Salinas.....	7	Tally (Panel).....	4		
San Simeon.....	7	Tangram.....	4		
Sarto.....	4	Tender.....	8		
Satchel.....	3	Tendril 2.0.....	3		
Savile.....	5	Terra.....	6		
Scoprena.....	6	Tessuto 2.0.....	3		
Scout / Scout 2.0.....	3	Thrive.....	6		
Script 2.0.....	4	Tidbit.....	5		
Sea of Clouds.....	5	Tides.....	6		
Season.....	6	Tilt.....	3		
Sedona.....	8	Tinker.....	6		
Sentiero.....	3	Torus.....	5		
Sentry-HC 2.0.....	3	Touch Base.....	4		
Sequence.....	3	Touchstone.....	3		
Serene.....	7	Tranquility.....	6		
Shantung 2.0.....	3	Traverse.....	7		
Shift.....	3	Trio.....	6		
Shimmy.....	4	Truss.....	6		
Shuffle.....	8	Tuft.....	5		
Sight Line (Panel).....	3	Tussah (Panel).....	3		
Silicone-Avail.....	7	Twist.....	6		
Silicone-Downtown.....	7	Upgrade.....	5		
Silicone-Uptown.....	7	Valise.....	1		
Sirocco.....	6	Vapor.....	6		

Indiana Furniture strives to make as many upholsteries available as possible. However, it is not practical for us to test every offering on every chair as it is made available. If you have any concerns about our ability to upholster your selection on a particular frame please contact us and we will be glad to order a memo sample from this supplier for testing. Call Customer Service at 800.422.5727.

CORTINA LEATHERS

Pattern Name	Price Grade
Azzuro.....	L3
Cafe.....	L1
Caprone.....	L1
Davenport.....	L1
Florence.....	L1
Old English.....	L1
Vernazza.....	L2

For Cortina Samples:
Call: 800.356.1177
Visit: www.cortinaleathers.com

gh GREEN HIDES

Pattern Name	Price Grade	Pattern Name	Price Grade
Fabian.....	L2	Vulcano.....	L1
Lena.....	L1	Windsor.....	L1
Milano.....	L3		
Pista.....	L3		
Ranch.....	L3		
Safari.....	L1		
Sierra.....	L1		

For Green Hides Leather Samples:
Call: 888.326.0122
Visit: www.greenhides.com

SPRADLING®

Pattern Name	Price Grade
Genero.....	2
Maglia.....	2
Masiala.....	2
Modena.....	1
Silververtex.....	2
Vestige.....	2
Whisper.....	2

For Spradling Fabric Samples:
Call: 800.333.0955
Visit: spradling.group/en-us

Ultrafabrics.

Pattern Name	Price Grade	Pattern Name	Price Grade	Pattern Name	Price Grade
Brisa.....	4	Impasto.....	2	Tottori.....	4
Brisa Distressed.....	4	Lino.....	2	Ultraleather.....	4
Brisa Forecast.....	6	Montage.....	2	Ultraleather Anti-Static.....	6
Brisa Frontier.....	6	Pearlized.....	6	Volar Bio.....	6
Coast.....	6	Promessa.....	4	Wired.....	6
Concept Pro.....	3	Pumice.....	6		
Eco Tech.....	6	Summit.....	6		

For Ultrafabric Samples:
Call: 877.309.6648
Visit: www.ultrafabricsinc.com

Indiana Furniture strives to make as many upholsteries available as possible. However, it is not practical for us to test every offering on every chair as it is made available. If you have any concerns about our ability to upholster your selection on a particular frame please contact us and we will be glad to order a memo sample from this supplier for testing. Call Customer Service at 800.422.5727.

Effective 6/2025



Occasional Tables

SURFACE MATERIAL DIGITAL IMAGES & BROCHURE

The finishes represented on Indiana Furniture's Surface Material Finish Brochure were reproduced using the finest technology available. Samples of our finishes and laminates are available for order through our Collateral Store. Please verify your desired finish before ordering as such orders are not subject to return to Indiana Furniture.

Contact your local Indiana Furniture Sales Representative or our Customer Service team should you need assistance.

GLIDES

All tables ship with non-marring glides, some series offering leveling glides as standard. See pricing pages for each series for more information.

FINISH

Indiana Furniture standard occasional table finishes correspond to casegoods and conferencing finishes and laminates. Minor variations in finish color and value may occur due to the natural characteristics of wood. Consult this price list for specific finish availability within each series.

Special Finishes: Indiana Furniture is able to accommodate our customer's needs for specific finish matches. Please submit a 3"x5" sample panel to Customer Service for quotation and lead time.

An overview of our finishes and laminate options can be found on the inside of the back cover of this price list.

Arlington offers all the grace and embellishments associated with traditional styling with an added emphasis on value. Finely crafted in select solids with walnut and cherry veneers and high pressure laminate worksurfaces, Arlington ensures quality and expert craftsmanship with a selection of configurations for today's functional workspaces.

CONSTRUCTION

- Veneers on exposed surfaces feature select grade, plain sliced American Black Walnut or Cherry veneers, carefully selected and matched to assure proper balance and consistency
- Veneer tops have a 5-ply balanced construction, 1 $\frac{3}{8}$ " thick with solid hardwood rims with butt corners
- HPL tops have a 3-ply balanced construction, 1 $\frac{3}{8}$ " thick, with solid hardwood rims with butt corners
- Grain direction runs left to right
- All units ship with heavy duty, adjustable leveling glides to ensure proper leveling and compensation for uneven floors
- Some Assembly Required

HOW TO ORDER EXAMPLE

Model No.	Description	Example
29-2124ET	Top Material Finish	W CO

VENEER (W) OPTIONS

Veneer features UVAdvantage, an ultra-violet finish, on all exposed surfaces by utilizing roll-coat UV technology. Apron rails and table legs use a multi-step, hand finished process with a catalyzed finish.

AW	Artisan Walnut	HW	Harvest Walnut
CO	Columbian Walnut	LW	Legacy Walnut
DC	Dark Cherry	MW	Mahogany Walnut
DFW	Dark Forest Walnut	PNW	Pinnacle Walnut
EW	Espresso	SCH	Select Cherry
GC	Golden Cherry	SKC	Shaker Cherry
HNW	Henna Walnut	WC	Williamsburg Cherry

HPL (P) TOP OPTIONS

WOODGRAIN

CO	Columbian Walnut	PNW	Pinnacle Walnut
EF	Espresso	SCH	Select Cherry
GC	Golden Cherry	SKC	Shaker Cherry
MW	Mahogany Walnut	WC	Williamsburg Cherry

TABLE EDGE PROFILE



Arlington

CERTIFICATIONS & COMPLIANCE

- Intertek Sustainability Certified
- BIFMA level® Certified
- BIFMA Compliant® Certified
- TSCA Title VI (CARB) Compliance
- Contributes to LEED®, Green Globes®, and WELL® Sustainable Programs

STATEMENT OF LINE



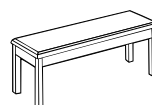
End Table:
29-2124ET
([See Details](#))



Lamp Table:
29-2424LT
([See Details](#))

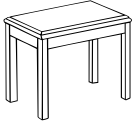


Square Magazine
Table:
29-3636MT
([See Details](#))



Magazine Table:
29-1847MT
([See Details](#))

Item	Model No.	W	D	H	Ship Wt	Cubic Ft	List Price	
END TABLE	29-2124ET	21	24	21½	25	2.0	P\$	1105
							W\$	1287



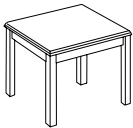
Must Specify (in this order):

Model #
Top Material
Finish/Color

Description

- Available with Veneer (W) or HPL (P) Top, Must Specify
- Hardwood Legs
- Some Assembly Required

LAMP TABLE	29-2424LT	24	24	21½	25	2.0	P\$	1236
							W\$	1326



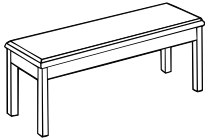
Must Specify (in this order):

Model #
Top Material
Finish/Color

Description

- Available with Veneer (W) or HPL (P) Top, Must Specify
- Hardwood Legs
- Some Assembly Required

MAGAZINE TABLE	29-1847MT	47	18	16	47	3.4	P\$	1326
							W\$	1547



Must Specify (in this order):

Model #
Top Material
Finish/Color
Leg

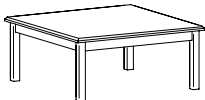
Description

- Available with Veneer (W) or HPL (P) Top, Must Specify
- Left to Right Grain Direction on Worksurface
- Hardwood Legs
- Some Assembly Required
- Optional 30" Legs; See Below

Desk Base Molding Options: Must Specify and Add

SH-36	Optional 30" H Legs	\$	240
-------	---------------------	----	-----

SQUARE MAGAZINE TABLE	29-3636MT	36	36	16	60	5.5	P\$	1416
							W\$	1654



Must Specify (in this order):

Model #
Top Material
Finish/Color

Description

- Available with Veneer (W) or HPL (P) Top, Must Specify
- Hardwood Legs
- Some Assembly Required



Wilmington/Arlington

P = HPL W = Veneer

For ordering options, [see overview at the beginning of this section.](#)

From lounge areas, to private office, to conference settings, the Bailey Collection can make a statement. Bailey tables are offered in square and rectangular cocktail tables, as well as end tables, in a wide range of veneers and laminates with two edge profiles.

CONSTRUCTION

- Bases for tables are manufactured using steel frames with a chrome finish
- The wood veneer tops are made of select grade sliced Black Walnut, Cherry, Maple, or composite veneers for maximum grain and color consistency
- Veneer tops are 1" with 1mm veneer edge bands
- Laminate tops are 1" with 1mm PVC edge bands; Designer White, Sugar Maple, and Williamsburg Cherry feature ABS edge bands
- Ships fully assembled with non-marring nylon glides

HOW TO ORDER EXAMPLE

Model No.	Description	Example
720-3030SQ	Finish	TK

TFL (T) AND HPL (P) LAMINATE OPTIONS

WOODGRAIN

AS	Asian Night	PNW	Pinnacle Walnut
BW	Beigewood	PTK	Portico Teak
CO	Columbian Walnut	RC	River Cherry
EF	Espresso	SCH	Select Cherry
FLW	Florence Walnut	SPW	Sepia Walnut
GC	Golden Cherry	SKC	Shaker Cherry
HVM	Harvest Maple	SBP	Smoky Brown Pear
MW	Mahogany Walnut	TK	Studio Teak
MNR	Midnight Run	SM	Sugar Maple
NTM	Natural Marrone	WTA	Weathered Ash
ORW	Oak Riftwood	WC	Williamsburg Cherry

SOLID

BL	Black	FHG	Fashion Grey
WH	Designer White	SG	Slate Grey

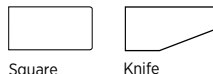
VENEER (W) OPTIONS AVAILABLE

Veneer tops feature UVAdvantage, an ultra-violet finish, on all exposed surfaces by utilizing roll-coat UV technology.

AW	Artisan Walnut	MW	Mahogany Walnut
AS	Asian Night	MAS	Mesa Sunset*
CO	Columbian Walnut	MTS	Metropolis Sky
DC	Dark Cherry	ORW	Oak Riftwood*
DFW	Dark Forest Walnut	PNW	Pinnacle Walnut
EW	Espresso	SCH	Select Cherry
FO	Fawn Oak*	SKC	Shaker Cherry
GC	Golden Cherry	SM	Sugar Maple
HW	Harvest Walnut	WTA	Weathered Ash*
HNW	Henna Walnut	WC	Williamsburg Cherry
LW	Legacy Walnut		

* Finish is Low Sheen

TABLE EDGE PROFILES



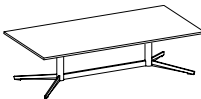
Square

Knife

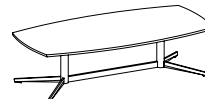
CERTIFICATIONS & COMPLIANCE

- Intertek Sustainability Certified
- BIFMA level® Certified
- BIFMA Compliant® Certified
- TSCA Title VI (CARB) Compliance
- Contributes to LEED®, Green Globes®, and WELL® Sustainable Programs

STATEMENT OF LINE



Rectangular
Cocktail Tables
([See Details](#))



Soft Rectangular
Cocktail Tables
([See Details](#))



Square
Cocktail Tables
([See Details](#))



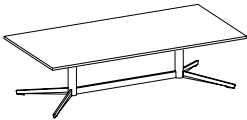
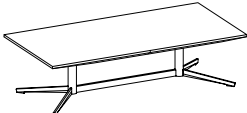
Soft Square
Cocktail Tables
([See Details](#))



Square
End Tables
([See Details](#))



Soft Square
End Tables
([See Details](#))

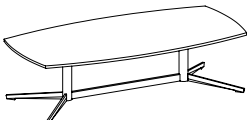
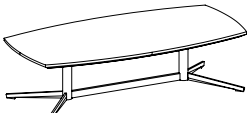
Item	Model No.		W	D	H	Ship Wt	Cubic Ft	List Price
RECTANGULAR COCKTAIL TABLE  	SQUARE EDGE							
	720-2550RT	TFL	25	50	14	34.9	3.2	T\$ 1509
	720-2550RTH	HPL	25	50	14	34.9	3.2	P\$ 1772
	719-2550RT	Veneer	25	50	14	34.9	3.2	W\$ 2143
	KNIFE EDGE							
	720-2550RTKH	HPL	25	50	14	34.9	3.2	P\$ 2197
	719-2550RTK	Veneer	25	50	14	34.9	3.2	W\$ 2300

Must Specify (in this order):

Model #
Finish/Color

Description

- Standard with: Chrome Base
- Table Ships Fully Assembled

SOFT RECTANGULAR COCKTAIL TABLE  	SQUARE EDGE							
	720-2550SRT	TFL	25	50	14	34.9	3.2	T\$ 1509
	720-2550SRTH	HPL	25	50	14	34.9	3.2	P\$ 1772
	719-2550SRT	Veneer	25	50	14	34.9	3.2	W\$ 2143
	KNIFE EDGE							
	720-2550SRTKH	HPL	25	50	14	34.9	3.2	P\$ 2197
	719-2550SRTK	Veneer	25	50	14	34.9	3.2	W\$ 2300

Must Specify (in this order):

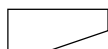
Model #
Finish/Color

Description

- Standard with: Chrome Base
- Table Ships Fully Assembled





Square



Knife



T = TFL P = HPL W = Veneer

For ordering options, [see overview at the beginning of this section.](#)

Item	Model No.		W	D	H	Ship Wt	Cubic Ft	List Price	
SQUARE COCKTAIL TABLE  	SQUARE EDGE								
	720-3030SQ	TFL	30	30	14	29.7	2.80	T\$	936
	720-3030SQH	HPL	30	30	14	29.7	2.80	P\$	1270
	719-3030SQ	Veneer	30	30	14	29.7	2.80	W\$	1475
	KNIFE EDGE								
	720-3030SQKH	HPL	30	30	14	29.7	2.80	P\$	1601
	719-3030SQQ	Veneer	30	30	14	29.7	2.80	W\$	1603

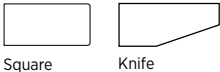
Must Specify (in this order):
Model #
Finish/Color

- Description**
- Standard with: Chrome Base
 - Table Ships Fully Assembled

SOFT SQUARE COCKTAIL TABLE  	SQUARE EDGE								
	720-3030SSQ	TFL	30	30	14	29.7	2.80	T\$	936
	720-3030SSQH	HPL	30	30	14	29.7	2.80	P\$	1270
	719-3030SSQ	Veneer	30	30	14	29.7	2.80	W\$	1475
	KNIFE EDGE								
	720-3030SSQKH	HPL	30	30	14	29.7	2.80	P\$	1601
	719-3030SSQK	Veneer	30	30	14	29.7	2.80	W\$	1603


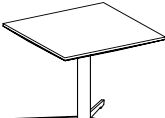
Must Specify (in this order):
Model #
Finish/Color

- Description**
- Standard with: Chrome Base
 - Table Ships Fully Assembled



T = TFL P = HPL W = Veneer

For ordering options, [see overview at the beginning of this section.](#)

Item	Model No.		W	D	H	Ship Wt	Cubic Ft	List Price
SQUARE END TABLE  	SQUARE EDGE							
	720-2020ET	TFL	20	20	20	20	2.0	T\$ 1023
	720-2020ETH	HPL	20	20	20	20	2.0	P\$ 1269
	719-2020ET	Veneer	20	20	20	20	2.0	W\$ 1346
	KNIFE EDGE							
	720-2020ETKH	HPL	20	20	20	20	2.0	P\$ 1414
	719-2020ETK	Veneer	20	20	20	20	2.0	W\$ 1479

Description

- Standard with: Chrome Base
- Table Ships Fully Assembled

Must Specify (in this order):

Model #
Finish/Color

SOFT SQUARE END TABLE  	SQUARE EDGE							
	720-2020SET	TFL	20	20	20	20	2.0	T\$ 1023
	720-2020SETH	HPL	20	20	20	20	2.0	P\$ 1269
	719-2020SET	Veneer	20	20	20	20	2.0	W\$ 1346
	KNIFE EDGE							
	720-2020SETKH	HPL	20	20	20	20	2.0	P\$ 1414
	719-2020SETK	Veneer	20	20	20	20	2.0	W\$ 1479

Description

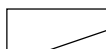
- Standard with: Chrome Base
- Table Ships Fully Assembled

Must Specify (in this order):

Model #
Finish/Color



Square



Knife

T = TFL P = HPL W = Veneer

For ordering options, [see overview at the beginning of this section.](#)

The Britta Collection showcases a Mid-Century Scandinavian aesthetic with an appealing contemporary feel. Available in two edge styles and a broad range of finishes to create an inviting space with warm and energetic sensibility. Pair Britta tables with the collection's guest, single lounge, and settee options, which all feature a wall-saver design, to create an entire setting.

CONSTRUCTION

- The wood veneer table tops are 1" thick and are made of select grade sliced Walnut, Cherry, or Maple veneers for maximum grain and color consistency
- The knife edge profile features a 5-ply balanced construction with a solid hardwood rim; the square edge profile features a 3-ply balanced construction with a 3mm veneer edge band
- The aprons and legs are solid maple hardwood and ship with adjustable glides
- Ships fully assembled

HOW TO ORDER EXAMPLE

Model No.	Description	Example
231-1818ET	Finish Edge Profile	DFW K

VENEER (W) OPTIONS

Veneer tops feature UVAdvantage, an ultra-violet finish, on all exposed surfaces by utilizing roll-coat UV technology. Apron rails and table legs use a multi-step, hand finished process with a catalyzed finish.

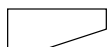
AW	Artisan Walnut	LW	Legacy Walnut
CO	Columbian Walnut	MW	Mahogany Walnut
DC	Dark Cherry	MTS	Metropolis Sky
DFW	Dark Forest Walnut	PNW	Pinnacle Walnut
EW	Espresso	SCH	Select Cherry
GC	Golden Cherry	SKC	Shaker Cherry
HW	Harvest Walnut	SM	Sugar Maple
HNW	Henna Walnut	WC	Williamsburg Cherry

TABLE EDGE PROFILE

Y	Square Edge
K	Knife Edge



Square



Knife


CERTIFICATIONS & COMPLIANCE

- Intertek Sustainability Certified
- BIFMA level® Certified
- BIFMA Compliant® Certified
- TSCA Title VI (CARB) Compliance
- Contributes to LEED®, Green Globes®, and WELL® Sustainable Programs

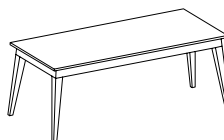
STATEMENT OF LINE



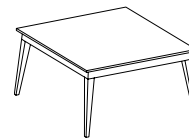
Square End Table:
231-1818ET
[\(See Details\)](#)



Square Cocktail Table:
231-2323SCT
[\(See Details\)](#)



Rectangular Cocktail Table:
231-4723RCT
[\(See Details\)](#)



Square Cocktail Table:
231-3535SCT
[\(See Details\)](#)

Item	Model No.		W	D	H	Ship Wt	Cubic Ft	List Price	
END TABLE	231-1818ET	Square Edge	18	18	20	18	10.8	Y\$	1507
		Knife Edge						K\$	1928




Must Specify (in this order):

Model #
Finish
Edge

Description

- Standard with: Adjustable Glides
- Available with [Square \(Y\) or Knife \(K\) Edge](#); Must Specify
- Ships Fully Assembled

SMALL SQUARE COCKTAIL TABLE	231-2323SCT	Square Edge	23	23	16	21	10.8	Y\$	1541
		Knife Edge						K\$	1974



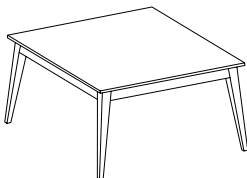
Must Specify (in this order):

Model #
Finish
Edge

Description

- Standard with: Adjustable Glides
- Available with [Square \(Y\) or Knife \(K\) Edge](#); Must Specify
- Ships Fully Assembled

SQUARE COCKTAIL TABLE	231-3535SCT	Square Edge	34 $\frac{1}{8}$	34 $\frac{1}{8}$	16	45	25.7	Y\$	1847
		Knife Edge						K\$	2372




Must Specify (in this order):

Model #
Finish
Edge

Description

- Standard with: Adjustable Glides
- Available with [Square \(Y\) or Knife \(K\) Edge](#); Must Specify
- Ships Fully Assembled

RECTANGULAR COCKTAIL TABLE	231-4723RCT	Square Edge	46 $\frac{1}{8}$	23	16	36	23.1	Y\$	1807
		Knife Edge						K\$	2323



Must Specify (in this order):

Model #
Finish
Edge

Description

- Standard with: Adjustable Glides
- Available with [Square \(Y\) or Knife \(K\) Edge](#); Must Specify
- Ships Fully Assembled



Square



Knife

For ordering options, [see overview at the beginning of this section.](#)

Always stylish, comfortable and effortlessly adaptable, Canvas enlivens environments with refined aesthetics. Project a fresh, polished attitude with our enhanced selection of multidimensional components. Your creation of an ultra-functional workspace is limited only by your imagination.

CONSTRUCTION

- Exposed surfaces are produced from wood-grained or solid color laminates fused to a particle-board core.
- TFL chassis are fastened by screws and heavy-duty metal fasteners
- Tops are 1" thick thermally-fused (TFL) or high-pressure (HPL) laminate using 3mm PVC edge bands on profiled edges Grain direction runs left to right; Designer White, Sugar Maple, and Williamsburg Cherry feature ABS edge bands
- Slab ends come standard with adjustable levelers
- Ships fully assembled

HOW TO ORDER EXAMPLE

Model No.	Description	Example
66-2424ET	Top Material	T
	Top Color	FHG
	Edge Profile	F
	Chassis Color	WTA

TFL (T) AND HPL (P) LAMINATE OPTIONS

WOODGRAIN

AS	Asian Night	PNW	Pinnacle Walnut
BW	Beigewood	PTK	Portico Teak
CO	Columbian Walnut	RC	River Cherry
EF	Espresso	SCH	Select Cherry
FLW	Florence Walnut	SPW	Sepia Walnut
GC	Golden Cherry	SKC	Shaker Cherry
HVM	Harvest Maple	SBP	Smoky Brown Pear
KHE	Kirsche	TK	Studio Teak
MW	Mahogany Walnut	SM	Sugar Maple
MNR	Midnight Run	WTA	Weathered Ash
NTM	Natural Marrone	WC	Williamsburg Cherry
ORW	Oak Riftwood	WNB	White Nebbia

SOLID

BL	Black	FHG	Fashion Grey
WH	Designer White	SG	Slate Grey

TABLE EDGE PROFILE

F	Double Kerf	Y	Square
G	Duo		
X	Fluted		




Double Kerf



Duo



Fluted

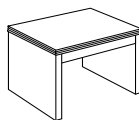


Square

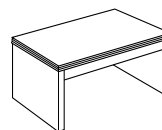
CERTIFICATIONS & COMPLIANCE

- Intertek Sustainability Certified
- BIFMA level® Certified
- BIFMA Compliant® Certified
- TSCA Title VI (CARB) Compliance
- Contributes to LEED®, Green Globes®, and WELL® Sustainable Programs

STATEMENT OF LINE

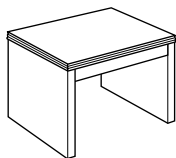


End Table:
66-2424ET
[\(See Details\)](#)



Magazine Table:
66-2442MT
[\(See Details\)](#)

Item	Model No.		W	D	H	Ship Wt	Cubic Ft	List Price	
END TABLE	66-2424ET	TFL	24	24	22	65	9.4	T\$	951
		HPL						P\$	1092



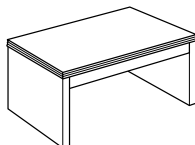
Must Specify (in this order):

Model #
Top Material
Top Color
Edge
Chassis Color

Description

- Standard with: TFL Slab Ends and Apron Rail, with Adjustable Glides
- Available in Contrasting Top and Chassis Color
- Choose from TFL (T) or HPL (P) Top in Four Edge Profiles; [See Colors and Details](#)
- Ships Fully Assembled

MAGAZINE TABLE	66-2442MT	TFL	42	24	16	70	11.9	T\$	1002
		HPL						P\$	1173



Must Specify (in this order):

Model #
Top Material
Top Color
Edge
Chassis Color

Description


- Standard with: TFL Slab Ends and Apron Rail, with Adjustable Glides
- Available in Contrasting Top and Chassis Color
- Choose from TFL (T) or HPL (P) Top in Four Edge Profiles; [See Colors and Details](#)
- Ships Fully Assembled



Double Kerf



Duo



Square

T=TFL P=HPL

For ordering options, [see overview at the beginning of this section.](#)

Carefully matched select veneer tops with solid hardwood legs and aprons form a collection of beautiful wood tables suitable for nearly any application.

CONSTRUCTION

- Constructed of a 5-ply veneer top, 1 $\frac{1}{32}$ " thick
- Legs are solid Maple hardwood and ship with nylon glides
- Aprons are steam bent with Maple veneer faces
- Grain direction runs left to right
- Elliptical Magazine and Rounded End Tables ship fully assembled; all other models require some assembly

HOW TO ORDER EXAMPLE

Model No.	Description	Example
294-4222EMT	Finish	HW

VENEER (W) OPTIONS

Veneer tops feature UVAdvantage, an ultra-violet finish, on all exposed surfaces by utilizing roll-coat UV technology. Apron rails and table legs use a multi-step, hand finished process with a catalyzed finish.

AW	Artisan Walnut	LW	Legacy Walnut
CO	Columbian Walnut	MW	Mahogany Walnut
DC	Dark Cherry	MTS	Metropolis Sky
DFW	Dark Forest Walnut	PNW	Pinnacle Walnut
EW	Espresso	SCH	Select Cherry
GC	Golden Cherry	SKC	Shaker Cherry
HW	Harvest Walnut	SM	Sugar Maple
HNW	Henna Walnut	WC	Williamsburg Cherry

TABLE EDGE PROFILE



Phoenix


CERTIFICATIONS & COMPLIANCE

- Intertek Sustainability Certified
- BIFMA level® Certified
- BIFMA Compliant® Certified
- TSCA Title VI (CARB) Compliance
- Contributes to LEED®, Green Globes®, and WELL® Sustainable Programs

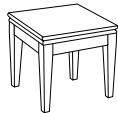
STATEMENT OF LINE



Elliptical
Magazine Table:
294-4222EMT
([See Details](#))



Magazine Table:
294-4222MT
([See Details](#))



Lamp Table:
294-2222LT
([See Details](#))



End Table:
294-2622ET
([See Details](#))

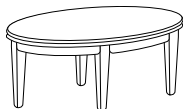


Rounded End Table:
294-2222RET
([See Details](#))



Console Table:
294-4216CT
([See Details](#))

Item	Model No.	W	D	H	Ship Wt	Cubic Ft	List Price
ELLIPTICAL MAGAZINE TABLE	294-4222EMT	42	22	16	48	14.4	\$ 3137


**Description**

- Ships Assembled

Must Specify (in this order):

Model #
Finish

MAGAZINE TABLE	294-4222MT	42	22	16	33	3.7	\$ 2023
----------------	------------	----	----	----	----	-----	---------

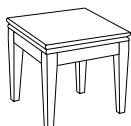
**Description**

- Some Assembly Required

Must Specify (in this order):

Model #
Finish

LAMP TABLE	294-2222LT	22	22	22	27	2.4	\$ 1544
------------	------------	----	----	----	----	-----	---------

**Description**

- Some Assembly Required

Must Specify (in this order):

Model #
Finish

END TABLE	294-2622ET	26	22	22	36	2.8	\$ 1628
-----------	------------	----	----	----	----	-----	---------

**Description**

- Some Assembly Required

Must Specify (in this order):

Model #
Finish

ROUNDED END TABLE	294-2222RET	22	22	22	24	2.4	\$ 2142
-------------------	-------------	----	----	----	----	-----	---------


**Description**

- Ships Assembled

Must Specify (in this order):

Model #
Finish

CONSOLE TABLE	294-4216CT	42	16	30	36	3.9	\$ 1928
---------------	------------	----	----	----	----	-----	---------

**Description**

- Some Assembly Required

Must Specify (in this order):

Model #
Finish



Phoenix

For ordering options, [see overview at the beginning of this section.](#)

A foundational suite of casegoods and tables primed to evolve with your needs. Gesso allows you to combine luxurious veneers, top grade laminates and other materials to create stylish, reconfigurable work spaces.

CONSTRUCTION

- Exposed surfaces feature select grade plain sliced hardwood veneers in Cherry, Maple, American Black Walnut, White Oak, or composite veneers
- Veneer and standard high pressure laminate tops are 3-ply balanced construction and 1 $\frac{3}{8}$ " thick, with 3mm wood edge-banded rims contoured to the selected profile
- Grain direction runs left to right
- All units ship with heavy duty, adjustable leveling glides to ensure proper leveling and compensation for uneven floors
- Ships fully assembled

HOW TO ORDER EXAMPLE

Model No.	Description	Example
65-2424ET	Top Material	W
	Finish	LW
	Edge Profile	G

VENEER (W) OPTIONS

Veneer tops feature UVAdvantage, an ultra-violet finish, on all exposed surfaces by utilizing roll-coat UV technology.

AW	Artisan Walnut	MW	Mahogany Walnut
AS	Asian Night	MAS	Mesa Sunset*
CO	Columbian Walnut	MTS	Metropolis Sky
DC	Dark Cherry	PNW	Pinnacle Walnut
DFW	Dark Forest Walnut	ORW	Oak Riftwood*
EW	Espresso	SCH	Select Cherry
FO	Fawn Oak*	SKC	Shaker Cherry
GC	Golden Cherry	SM	Sugar Maple
HW	Harvest Walnut	WTA	Weathered Ash*
HNW	Henna Walnut	WC	Williamsburg Cherry
LW	Legacy Walnut		

* Finish is Low Sheen

HPL (P) LAMINATE OPTIONS

WOODGRAIN

AS	Asian Night	PNW	Pinnacle Walnut
CO	Columbian Walnut	SCH	Select Cherry
EF	Espresso	SKC	Shaker Cherry
GC	Golden Cherry	SM	Sugar Maple
MW	Mahogany Walnut	WTA	Weathered Ash
ORW	Oak Riftwood	WC	Williamsburg Cherry

TABLE EDGE PROFILE

F	Double Kerf	Y	Square
G	Duo		
X	Fluted		




Double Kerf



Duo



Fluted

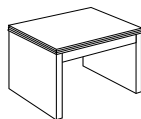


Square

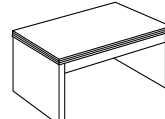
CERTIFICATIONS & COMPLIANCE

- Intertek Sustainability Certified
- BIFMA level® Certified
- BIFMA Compliant® Certified
- TSCA Title VI (CARB) Compliance
- Contributes to LEED®, Green Globes®, and WELL® Sustainable Programs

STATEMENT OF LINE

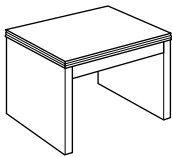


End Table:
65-2424ET
[\(See Details\)](#)



Magazine Table:
65-2442MT
[\(See Details\)](#)

Item	Model No.		Width	Depth	Height	Ship Wt	Cubic Ft	List Price
END TABLE	65-2424ET	HPL Veneer	24	24	22	65	9.4	W/P\$ 1686



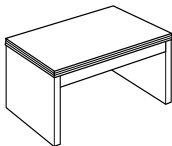
Description

- Standard with: Veneer Slab Ends and Apron Rail, with Adjustable Glides
- Choose from HPL (P) or Veneer (W) Top in Four Edge Profiles; [See Colors and Details](#)
- Ships Fully Assembled

Must Specify (in this order):

Model #
Top Material
Finish/Color
Edge

MAGAZINE TABLE	65-2442MT	HPL Veneer	42	24	16	70	11.9	W/P\$ 1775
----------------	-----------	---------------	----	----	----	----	------	------------

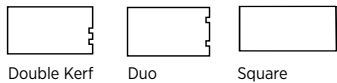


Description

- Standard with: Veneer Slab Ends and Apron Rail, with Adjustable Glides
- Choose from HPL (P) or Veneer (W) Top in Four Edge Profiles; [See Colors and Details](#)
- Ships Fully Assembled

Must Specify (in this order):

Model #
Top Material
Finish/Color
Edge



P = HPL W = Veneer

Experience the staying power of classic design paired with keen, modern interiors. Gleem's proven steam bending technique and handcrafted construction create a long lasting, superior chair. Create the perfect look, and provide lasting comfort for a diverse range of users.

CONSTRUCTION

- Exposed wood components are manufactured using European Beech and are free of spirits, discoloration, pits, shakes, and wormholes
- All chair joints are double-doweled or mortised and tenoned, screwed, and glued for maximum strength and durability
- Frames are individually hand assembled and sanded prior to being finished
- Non-marring nylon glides included in each leg at floor level
- Ships fully assembled

HOW TO ORDER EXAMPLE

Model No.	Description	Example
395	Top Material Finish	W LW

WOOD FINISHES

Indiana Furniture uses a multi-step, hand finishing process on all exposed wood frames.

Chairs feature a catalyzed varnish finish which offers durability, lasting beauty, and resistance to normal wear.

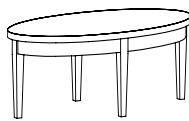
AW	Artisan Walnut	MW	Mahogany Walnut
AS	Asian Night	MAS	Mesa Sunset*
BW	Beigewood*	MTS	Metropolis Sky
BL	Black	MNR	Midnight Run
CO	Columbian Walnut	NTM	Natural Marrone*
DC	Dark Cherry	ORW	Oak Riftwood*
DFW	Dark Forest Walnut*	PNW	Pinnacle Walnut
WH	Designer White	PTK	Portico Teak*
EF	Espresso	RC	River Cherry*
FO	Fawn Oak*	SCH	Select Cherry
FLW	Florence Walnut*	SPW	Sepia Walnut*
GC	Golden Cherry	SKC	Shaker Cherry
HVM	Harvest Maple*	SBP	Smoky Brown Pear*
HW	Harvest Walnut	TK	Studio Teak
HNW	Henna Walnut	SM	Sugar Maple
KHE	Kirsche	WTA	Weathered Ash*
LW	Legacy Walnut	WNB	White Nebbia
		WC	Williamsburg Cherry

* Finish is Low Sheen

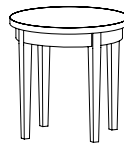
CERTIFICATIONS & COMPLIANCE

- Intertek Sustainability Certified
- BIFMA level® Certified
- BIFMA Compliant® Certified
- TSCA Title VI (CARB) Compliance
- Contributes to LEED®, Green Globes®, and WELL® Sustainable Programs

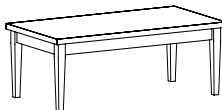
STATEMENT OF LINE



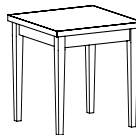
Elliptical Table
395-4222EMT
[\(See Details\)](#)



Round End Table
395-2222RET
[\(See Details\)](#)

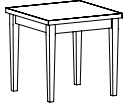


Magazine Table
395-4222MT
[\(See Details\)](#)



Lamp Table
395-2222LT
[\(See Details\)](#)

Item	Model No.	Width	Depth	Height	Ship Wt	Cubic Ft	List Price
LAMP TABLE	395-2222LT	22	22	22	18	11.6	T\$ 1278 W/P\$ 1405



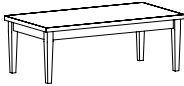
Must Specify (in this order):

Model #
Surface Material
Finish/Color

Description

- Standard with: Top Features Square Edge Profile, Wood Legs, and Adjustable Glides
- Choose Veneer (W), TFL (T), or HPL (P) Top
- Ships Fully Assembled

MAGAZINE TABLE	395-4222MT	42	22	16	33	14.4	T\$ 1493 W/P\$ 1628
----------------	------------	----	----	----	----	------	------------------------



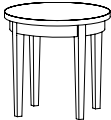
Must Specify (in this order):

Model #
Surface Material
Finish/Color

Description

- Standard with: Top Features Square Edge Profile, Wood Legs, and Adjustable Glides
- Choose Veneer (W), TFL (T), or HPL (P) Top
- Ships Fully Assembled

ROUND END TABLE	395-2222RET	22	22	22	18	11.6	T\$ 1338 W/P\$ 1497
-----------------	-------------	----	----	----	----	------	------------------------



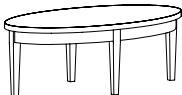
Must Specify (in this order):

Model #
Surface Material
Finish/Color

Description

- Standard with: Top Features Square Edge Profile, Wood Legs, and Adjustable Glides
- Choose Veneer (W), TFL (T), or HPL (P) Top
- Ships Fully Assembled

ELLIPTICAL TABLE	395-4222EMT	42	22	16	33	14.4	T\$ 1278 W/P\$ 1405
------------------	-------------	----	----	----	----	------	------------------------



Must Specify (in this order):

Model #
Surface Material
Finish/Color

Description

- Standard with: Top Features Square Edge Profile, Wood Legs, and Adjustable Glides
- Choose Veneer (W), TFL (T), or HPL (P) Top
- Ships Fully Assembled

For ordering options, [see overview at the beginning of this section.](#)

Open spaces really come together with Isla Lounge & Tables Collection. Create conversation settings or private areas by mixing components to fit the space and needs of the environment. Power and data options keep everyone working on-the-go.

CONSTRUCTION

- External wood parts are kiln-dried hardwoods; internal parts are structurally engineered plywood; European Beech on legs
- Joints are double-doweled or mortised and tenoned, screwed, and glued for maximum strength and durability
- Tops are ¾" thick on occasional tables, 1" thick on Laminate tops, and 1⅝" on Veneer tops
- Non-marring adjustable nylon guides included in each leg at floor level
- Ships fully assembled

HOW TO ORDER EXAMPLES

378-1626ET	Top Material	T
	Finish	AS
	Upholstery	Mayer Fedora Topaz
	Leg	WLEG, AS
	Power	PWRUSBA

TFL (T) LAMINATE TABLE TOP OPTIONS

WOODGRAIN

AS	Asian Night	PNW	Pinnacle Walnut
BW	Beigewood	PTK	Portico Teak
CO	Columbian Walnut	RC	River Cherry
EF	Espresso	SPW	Sepia Walnut
FLW	Florence Walnut	SCH	Select Cherry
GC	Golden Cherry	SKC	Shaker Cherry
HVM	Harvest Maple	SBP	Smoky Brown Pear
KHE	Kirsche	TK	Studio Teak
MW	Mahogany Walnut	SM	Sugar Maple
MNR	Midnight Run	WTA	Weathered Ash
NTM	Natural Marrone	WC	Williamsburg Cherry
ORW	Oak Riftwood	WNB	White Nebbia

SOLID

BL	Black	FHG	Fashion Grey
WH	Designer White	SG	Slate Grey

VENEER (W) TABLE TOP OPTIONS

Veneer tops feature UVAdvantage, an ultra-violet finish, on all exposed surfaces by utilizing roll-coat UV technology.

AW	Artisan Walnut	MW	Mahogany Walnut
AS	Asian Night	MAS	Mesa Sunset*
CO	Columbian Walnut	MTS	Metropolis Sky
DC	Dark Cherry	ORW	Oak Riftwood*
DFW	Dark Forest Walnut	PNW	Pinnacle Walnut
EW	Espresso	SCH	Select Cherry
FO	Fawn Oak*	SKC	Shaker Cherry
GC	Golden Cherry	SM	Sugar Maple
HW	Harvest Walnut	WTA	Weathered Ash*
HNW	Henna Walnut	WC	Williamsburg Cherry
LW	Legacy Walnut		

* Finish is Low Sheen

SOLID SURFACE (S) TABLE TOP OPTIONS

AR	Arroyo	SNW	Snow White
PE	Pebble Beach	SN	Starry Night
SE	Sedona	TN	Tundra

SOLID SURFACE EDGE PROFILE OPTIONS

SI Straight



LEG OPTIONS

WLEG	Wood Leg, Specify Finish	STD
CLEG	Chrome Leg	\$ N/C
PLEG	Aluminum Leg	\$ 228
	ALUM Aluminum	BLK Black
	MIST Mist	OYST Oyster
	SUGC Sugar Cookie	

LEG WOOD FINISHES

Indiana Furniture uses a multi-step, hand-finishing process on all exposed wood frames. Legs feature a catalyzed varnish finish offering durability, lasting beauty, and resistance to normal wear.

AW	Artisan Walnut	MW	Mahogany Walnut
AS	Asian Night	MAS	Mesa Sunset*
BW	Beigewood*	MTS	Metropolis Sky
BL	Black	MNR	Midnight Run
CO	Columbian Walnut	NTM	Natural Marrone*
DC	Dark Cherry	ORW	Oak Riftwood*
DFW	Dark Forest Walnut*	PNW	Pinnacle Walnut
WH	Designer White	PTK	Portico Teak*
EF	Espresso	RC	River Cherry*
FO	Fawn Oak*	SCH	Select Cherry
FLW	Florence Walnut*	SPW	Sepia Walnut*
GC	Golden Cherry	SKC	Shaker Cherry
HVM	Harvest Maple*	SBP	Smoky Brown Pear*
HW	Harvest Walnut	TK	Studio Teak
HNW	Henna Walnut	SM	Sugar Maple
KHE	Kirsche	WTA	Weathered Ash*
LW	Legacy Walnut	WNB	White Nebbia
		WC	Williamsburg Cherry

* Finish is Low Sheen

UPHOLSTERY OPTIONS

Available in single upholstery in a wide variety of graded-in or contract options, including fabric, vinyl, and leather.

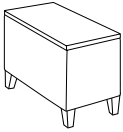
POWER OPTIONS

PWRUSBA	One (1) Power and One (1) USB A+C Aluminum	\$ 913
---------	--	--------

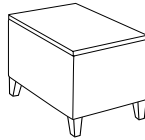
CERTIFICATIONS & COMPLIANCE

- CAL 117-2013 Compliance
- Intertek Sustainability Certified
- BIFMA level® Certified
- BIFMA Compliant® Certified
- TSCA Title VI (CARB) Compliance
- Contributes to LEED®, Green Globes®, and WELL® Sustainable Programs

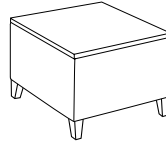
Freestanding Tables (Upholstered Chassis with TFL, Veneer, or Solid Surface Top)



End Table:
378-1626ET
[\(See Details\)](#)



Lamp Table:
378-2226ET
[\(See Details\)](#)

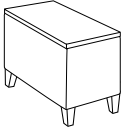


Magazine Table:
378-2626MT
[\(See Details\)](#)



One (1) Power and
One (1) USB A+C
Outlet

Item	Model No.	W	D	H	Ship Wt	Cubic Ft	List Price
END TABLE	378-1626ET	16	26½	15½	42	11.0	T\$ 1004 W\$ 1118 S\$ 1839



Must Specify (in this order):

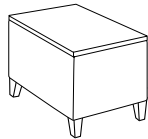
Model #
Surface Material
Finish/Color
Upholstery
Leg/Color
Power

Description

- Standard with: Upholstered Chassis and Wood Legs
- Top Features Square Edge Profile with TFL and Veneer Top; Straight Edge Profile with Solid Surface Top
- Choose TFL (T), Veneer (W), or Solid Surface (S) Top
- Available with Contrasting Top and Legs
- Add Upholstery Grade Pricing to Top Material Price
- Optional Chrome or Powder Coated Leg ([Color Options](#)) and Power ([See Locations](#))

Add List Price/Grade	Yards	COM/1	2	3	4	5	6	7	8	9	10	L1	L2
Single Upholstery	1.00	\$ 0	54	101	146	214	283	381	484	604	742	346	494

LAMP TABLE	378-2226ET	22	26½	15½	48.0	12.0	T\$ 1053 W\$ 1294 S\$ 2179
------------	------------	----	-----	-----	------	------	----------------------------------



Must Specify (in this order):

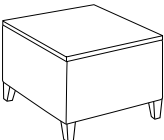
Model #
Surface Material
Finish/Color
Upholstery
Leg/Color
Power

Description

- Standard with: Upholstered Chassis and Wood Legs
- Top Features Square Edge Profile with TFL and Veneer Top; Straight Edge Profile with Solid Surface Top
- Choose TFL (T), Veneer (W), or Solid Surface (S) Top
- Available with Contrasting Top and Legs
- Add Upholstery Grade Pricing to Top Material Price
- Optional Chrome or Powder Coated Leg ([Color Options](#)) and Power ([See Locations](#))

Add List Price/Grade	Yards	COM/1	2	3	4	5	6	7	8	9	10	L1	L2
Single Upholstery	1.00	\$ 0	54	101	146	214	283	381	484	604	742	346	494

MAGAZINE TABLE	378-2626MT	26½	26½	15½	57	13.0	T\$ 1115 W\$ 1371 S\$ 2477
----------------	------------	-----	-----	-----	----	------	----------------------------------



Must Specify (in this order):

Model #
Surface Material
Finish/Color
Upholstery
Leg/Color
Power

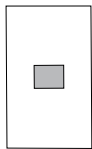
Description

- Standard with: Upholstered Chassis and Ganging Hardware
- Top Features Square Edge Profile with TFL and Veneer Top; Straight Edge Profile with Solid Surface Top
- Choose TFL (T), Veneer (W), or Solid Surface (S) Top
- Available with Contrasting Top and Legs
- Add Upholstery Grade Pricing to Top Material Price
- Optional Chrome or Powder Coated Leg ([Color Options](#)) and Power ([See Locations](#))

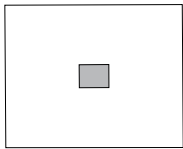
Add List Price/Grade	Yards	COM/1	2	3	4	5	6	7	8	9	10	L1	L2
Single Upholstery	1.00	\$ 0	54	101	146	214	283	381	484	604	742	346	494



1 Power and
1 USB A+C Outlet



Power is centered into End, Lamp, and
Magazine Tables, as shown above



T = TFL W = Veneer S = Solid Surface

For ordering options, [see overview at the beginning of this section.](#)

Jefferson echoes history and creates a timeless foundation for today's sophisticated work place. Finely crafted in select solids with walnut veneers, the tailored details of this collection accentuate our expert craftsmanship and perfect attention to detail.

CONSTRUCTION

- Veneers on exposed surfaces are select grade sliced American Black Walnut and Cherry are carefully selected and matched to assure proper balance and consistency
- Veneer and HPL tops featuring the C2 tops are 5-ply balanced construction, 1 $\frac{3}{16}$ " thick, with solid hardwood mitered rims
- Grain direction runs left to right
- All units ship with heavy duty, adjustable leveling glides to ensure proper leveling and compensation for uneven floors
- Some assembly required

HOW TO ORDER EXAMPLE

Model No.	Description	Example
46-1824ET	Top Material	W
	Finish	LW

VENEER (W) AND PREMIUM VENEER (PV) OPTIONS

Veneer tops feature UVAdvantage, an ultra-violet finish, on all exposed surfaces by utilizing roll-coat UV technology. Apron rails and table legs use a multi-step, hand finished process with a catalyzed finish.

AW	Artisan Walnut	LW	Legacy Walnut
CO	Columbian Walnut	MW	Mahogany Walnut
DC	Dark Cherry	MTS	Metropolis Sky**
DFW	Dark Forest Walnut	PNW	Pinnacle Walnut**
EW	Espresso	SCH	Select Cherry
GC	Golden Cherry	SKC	Shaker Cherry
HW	Harvest Walnut	WC	Williamsburg Cherry
HNW	Henna Walnut**		

** Available in Standard Veneer Only

HPL (P) TOP OPTIONS

WOODGRAIN

CO	Columbian Walnut	PNW	Pinnacle Walnut
EF	Espresso	SCH	Select Cherry
GC	Golden Cherry	SKC	Shaker Cherry
MW	Mahogany Walnut	WC	Williamsburg Cherry

TABLE EDGE PROFILE

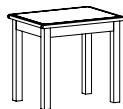


C2

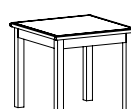
CERTIFICATIONS & COMPLIANCE

- Intertek Sustainability Certified
- BIFMA level® Certified
- BIFMA Compliant® Certified
- TSCA Title VI (CARB) Compliance
- Contributes to LEED®, Green Globes®, and WELL® Sustainable Programs

STATEMENT OF LINE



End Table:
46-1824ET
([See Details](#))

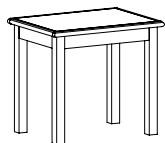


Lamp Table:
46-2424LT
([See Details](#))



Magazine Table:
46-1847MT
([See Details](#))

Item	Model No.	W	D	H	Ship Wt	Cubic Ft	List Price
END TABLE	46-1824ET	24	18	21 ²⁵ / ₃₂	27	2.0	W/P\$ 1432 PV\$ 1605

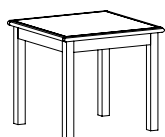
**Description**

- Available with Veneer (PV/W) or HPL (P) Top, [See Color Options and Specify](#)
- Hardwood Legs
- Some Assembly Required

Must Specify (in this order):

Model #
Top Material
Finish/Color

LAMP TABLE	46-2424LT	24	24	21 ²⁵ / ₃₂	37	3.3	W/P\$ 1824 PV\$ 2042
------------	-----------	----	----	----------------------------------	----	-----	-------------------------

**Description**

- Available with Veneer (PV/W) or HPL (P) Top, [See Color Options and Specify](#)
- Hardwood Legs
- Some Assembly Required

Must Specify (in this order):

Model #
Top Material
Finish/Color

MAGAZINE TABLE	46-1847MT	47	18	15 ²⁵ / ₃₂	42	3.4	W/P\$ 1723 PV\$ 1929
----------------	-----------	----	----	----------------------------------	----	-----	-------------------------

**Description**

- Available with Veneer (PV/W) or HPL (P) Top, [See Color Options and Specify](#)
- Hardwood Legs
- Optional 30"H Legs
- Some Assembly Required

Must Specify (in this order):

Model #
Top Material
Finish/Color
Leg

Leg Option: Specify & Add

SH-46	30"H Legs	20	0.9	\$ 235
-------	-----------	----	-----	--------



C2

P = HPL W = Veneer

For ordering options, [see overview at the beginning of this section.](#)

Discover the perfect table collection that goes anywhere. With a mix of materials, Jot complements a diverse range of interiors from ultra modern to classic. Its metal base, available in five refreshed colors, supports tops in solid surface, veneer, or laminate. Scaled for a perfect fit, Jot makes a great first impression front and center or corner-tucked for convenient storage. Jot's UV Advantage finish features a crystal clear topcoat developed for durability in high traffic areas.

CONSTRUCTION

- Veneer tops are ¾" thick with veneer edge bands; made of select grade, sliced Black Walnut, Cherry, Maple, or Composite species
- TFL tops are ¾" thick with a 1mm PVC edge band; Designer White, Sugar Maple, and Williamsburg Cherry feature ABS edge bands
- Solid surface tops are ¾" thick and are available in six colors and two edge profiles
- Bases are manufactured using ¾" steel frames and powder coated in your choice of five standard colors
- Joints on bases are mitered and fully welded for maximum strength and durability
- Tops are securely fastened to the bases with metal screws
- Ships fully assembled

HOW TO ORDER EXAMPLES

410-1412AT	Top Material	T
	Finish	TK
	Edge Detail (if applicable)	-
	Metal Base Color	ALUM

TFL (T) LAMINATE TABLE TOP OPTIONS

WOODGRAIN

AS	Asian Night	PNW	Pinnacle Walnut
BW	Beigewood	PTK	Portico Teak
CO	Columbian Walnut	RC	River Cherry
EF	Espresso	SPW	Sepia Walnut
FLW	Florence Walnut	SCH	Select Cherry
GC	Golden Cherry	SKC	Shaker Cherry
HVM	Harvest Maple	SBP	Smoky Brown Pear
KHE	Kirsche	TK	Studio Teak
MW	Mahogany Walnut	SM	Sugar Maple
MNR	Midnight Run	WTA	Weathered Ash
NTM	Natural Marrone	WNB	White Nebbia
ORW	Oak Riftwood	WC	Williamsburg Cherry

SOLID

BL	Black	FHG	Fashion Grey
WH	Designer White	SG	Slate Grey

VENEER (W) TABLE TOP OPTIONS

Tops feature UV Advantage, an ultra-violet finish, on all exposed surfaces by utilizing roll-coat UV technology.

AW	Artisan Walnut	MW	Mahogany Walnut
AS	Asian Night	MAS	Mesa Sunset*
CO	Columbian Walnut	MTS	Metropolis Sky
DC	Dark Cherry	ORW	Oak Riftwood*
DFW	Dark Forest Walnut	PNW	Pinnacle Walnut
EW	Espresso	SCH	Select Cherry
FO	Fawn Oak*	SKC	Shaker Cherry
GC	Golden Cherry	SM	Sugar Maple
HW	Harvest Walnut	WTA	Weathered Ash*
HNW	Henna Walnut	WC	Williamsburg Cherry
LW	Legacy Walnut		

* Finish is Low Sheen

SOLID SURFACE (S) TABLE TOP OPTIONS

AR	Arroyo	SNW	Snow White
PE	Pebble Beach	SN	Starry Night
SE	Sedona	TN	Tundra

SOLID SURFACE EDGE PROFILE OPTIONS

S1 Straight



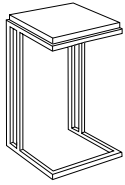
Straight

METAL BASE OPTIONS

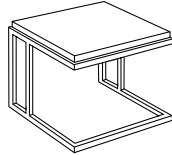
ALUM	Aluminum	OYST	Oyster
BLK	Black	SUGC	Sugar Cookie
MIST	Mist		

CERTIFICATIONS & COMPLIANCE

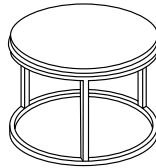
- Intertek Sustainability Certified
- BIFMA level® Certified
- BIFMA Compliant® Certified
- TSCA Title VI (CARB) Compliance
- Contributes to LEED®, Green Globes®, and WELL® Sustainable Programs



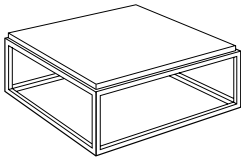
Auxiliary Table:
410-1412AT
[\(See Details\)](#)



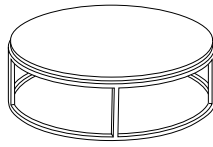
Square End Tables:
410-1818ET: 18"
410-2424ET: 24"
[\(See Details\)](#)



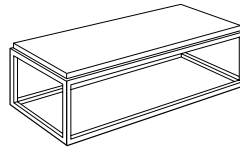
Round End Table:
410-2020CT
[\(See Details\)](#)



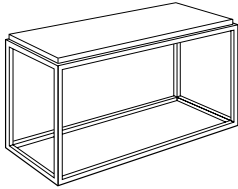
Square Cocktail Table:
410-3636SQ
[\(See Details\)](#)



Round Cocktail Table:
410-3636CT
[\(See Details\)](#)

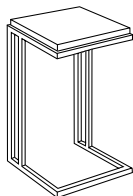


Rectangular Cocktail Table:
410-2248MT
[\(See Details\)](#)



Console Table:
410-1848ST
[\(See Details\)](#)

Item	Model No.		W	D	H	Ship Wt	Cubic Ft	List Price
AUXILIARY TABLE	410-1412AT	TFL	12½	14	26½	46	8.6	T\$ 1361
		Veneer						W\$ 1529
		Solid Surface						S\$ 2483



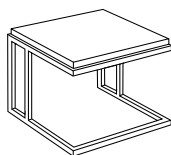
Must Specify (in this order):

Model #
Top Material
Finish/Color
Edge Profile (if applicable)
Base Color

Description

- Standard with: Decorative Metal Base and Nylon Glides
- Select Your Choice of TFL (T), Veneer (W), or Solid Surface (S) Top; [See Top and Base Color Options](#)

SQUARE END TABLE	410-2424ET	TFL	24	24	20	46	8.6	T\$ 1342
		Veneer						W\$ 1640
		Solid Surface						S\$ 2904
	410-1818ET	TFL	18	18	20	34	5.1	T\$ 1253
		Veneer						W\$ 1479
		Solid Surface						S\$ 2415



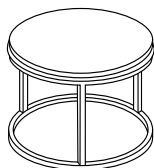
Must Specify (in this order):

Model #
Top Material
Finish/Color
Edge Profile (if applicable)
Base Color

Description

- Standard with: Decorative Metal Base and Nylon Glides
- Select Your Choice of TFL (T), Veneer (W), or Solid Surface (S) Top; [See Top and Base Color Options](#)

ROUND END TABLE	410-2020CT	TFL	20	20	20	36	6.2	T\$ 1218
		Veneer						W\$ 1555
		Solid Surface						S\$ 4537



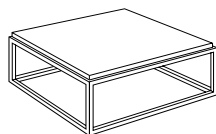
Must Specify (in this order):

Model #
Top Material
Finish/Color
Edge Profile (if applicable)
Base Color

Description

- Standard with: Decorative Metal Base and Adjustable Levelers
- Select Your Choice of TFL (T), Veneer (W), or Solid Surface (S) Top; [See Top and Base Color Options](#)

SQUARE COCKTAIL TABLE	410-3636SQ	TFL	36	36	15	68	13.4	T\$ 1609
		Veneer						W\$ 1946
		Solid Surface						S\$ 4815



Must Specify (in this order):

Model #
Top Material
Finish/Color
Edge Profile (if applicable)
Base Color

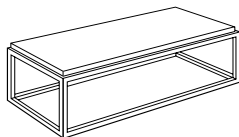
Description

- Standard with: Decorative Metal Base and Nylon Glides
- Select Your Choice of TFL (T), Veneer (W), or Solid Surface (S) Top; [See Top and Base Color Options](#)

T = TFL W = Veneer S = Solid Surface

For ordering options, [see overview at the beginning of this section.](#)

Item	Model No.		W	D	H	Ship Wt	Cubic Ft	List Price
RECTANGULAR COCKTAIL TABLE	410-2248MT	TFL	48	22	15	92	11.0	T\$ 1532
		Veneer						W\$ 1814
		Solid Surface						S\$ 3939



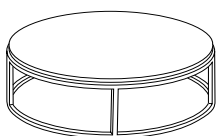
Must Specify (in this order):

Model #
Top Material
Finish/Color
Edge Profile (if applicable)
Base Color

Description

- Standard with: Decorative Metal Base and Nylon Glides
- Select Your Choice of TFL (T), Veneer (W), or Solid Surface (S) Top; [See Top and Base Color Options](#)

ROUND COCKTAIL TABLE	410-3636CT	TFL	36	36	15	68	13.4	T\$ 1521
		Veneer						W\$ 1933
		Solid Surface						S\$ 6935



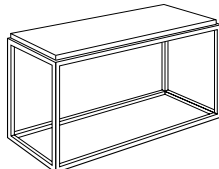
Must Specify (in this order):

Model #
Top Material
Finish/Color
Edge Profile (if applicable)
Base Color

Description

- Standard with: Decorative Metal Base and Adjustable Levelers
- Select Your Choice of TFL (T), Veneer (W), or Solid Surface (S) Top; [See Top and Base Color Options](#)

CONSOLE TABLE	410-1848ST	TFL	48	18	28	86	17.4	T\$ 1649
		Veneer						W\$ 1961
		Solid Surface						S\$ 3733



Must Specify (in this order):

Model #
Top Material
Finish/Color
Edge Profile (if applicable)
Base Color

Description

- Standard with: Decorative Metal Base and Adjustable Levelers
- Select Your Choice of TFL (T), Veneer (W), or Solid Surface (S) Top; [See Top and Base Color Options](#)

T = TFL W = Veneer S = Solid Surface

For ordering options, [see overview at the beginning of this section.](#)

Kirby offers a range of modern style for all your environment needs. Specify a casual look or elevate the tables to your desired level of sophistication. Available in a variety of sizes, shapes, edge profiles, and top surfaces (TFL, HPL, Veneer, Solid Surface, and Glass), and a mix of heights for nesting and creating a layered look. These versatile tables are perfect for reception areas, waiting rooms, personal spaces, collaborative areas, and so much more!

CONSTRUCTION

- Veneer, TFL, and HPL Tops with Square (H) edge are ¾" thick with 0.5 mm veneer and PVC or ABS edge bands
- Veneer and HPL Tops with Knife (KB) edge are 1⅞" thick with solid wood rims
- Solid Surface Tops are ½" thick with a straight (S1) self edge profile
- Back painted Glass Tops are ½" thick with a square self edge
- Non-marring nylon glides included in each leg
- Ships fully assembled

HOW TO ORDER EXAMPLE

Model No.	Description	Example
919-31300T18	Edge Profile, Top Material Top Color/Finish Leg Finish	S1, S SE RC
919-36360T15	Edge Profile, Top Material Top Color/Finish Leg Finish	GBLA AW PTK

TABLE EDGE PROFILES

- H Vertical Square Edge (*Veneer, TFL, and HPL*)
 KB Knife Edge (*Veneer and HPL*)
 S1 Straight (*Solid Surface*)



Square



Knife



Straight (S1)

TFL (T) AND HPL (P) LAMINATE OPTIONS

WOODGRAIN

AS	Asian Night	PNW	Pinnacle Walnut
BW	Beigewood	PTK	Portico Teak
CO	Columbian Walnut	RC	River Cherry
EF	Espresso	SCH	Select Cherry
FLW	Florence Walnut	SPW	Sepia Walnut
GC	Golden Cherry	SKC	Shaker Cherry
HVM	Harvest Maple	SBP	Smoky Brown Pear
KHE	Kirsche	TK	Studio Teak
MW	Mahogany Walnut	SM	Sugar Maple
MNR	Midnight Run	WTA	Weathered Ash
NTM	Natural Marrone	WNB	White Nebbia
ORW	Oak Riftwood	WC	Williamsburg Cherry

SOLID

BL	Black	FHG	Fashion Grey
WH	Designer White	SG	Slate Grey

VENEER (W) OPTIONS AVAILABLE

Veneer tops feature UVAdvantage, an ultra-violet finish, on all exposed surfaces by utilizing roll-coat UV technology.


AW	Artisan Walnut	MW	Mahogany Walnut
AS	Asian Night	MAS	Mesa Sunset*
CO	Columbian Walnut	MTS	Metropolis Sky
DC	Dark Cherry	ORW	Oak Riftwood*
DFW	Dark Forest Walnut	PNW	Pinnacle Walnut
EW	Espresso	SCH	Select Cherry
FO	Fawn Oak*	SKC	Shaker Cherry
GC	Golden Cherry	SM	Sugar Maple
HW	Harvest Walnut	WTA	Weathered Ash*
HNW	Henna Walnut	WC	Williamsburg Cherry
LW	Legacy Walnut		

* Finish is Low Sheen

SOLID SURFACE (S) TABLE TOP OPTIONS

Solid Surface tops are ½" thick with a straight (S1) self edge profile and available in six colors.

AR	Arroyo	SNW	Snow White
PE	Pebble Beach	SN	Starry Night
SE	Sedona	TN	Tundra




Arroyo (AR)




Pebble Beach (PE)



Sedona (SE)



Snow Night (SNW)



Starry Night (SN)



Tundra (TN)

GLASS OPTIONS ON TOPS

Back painted tempered glass tops are ½" thick and available in Black or White with Gloss or Acid Etched finish.

GBLG	Black Gloss	GWHG	White Gloss
GBLA	Black Acid Etched	GWHA	White Acid Etched




Black Gloss (GBLG)



Black Acid Etched (GBLA)



White Gloss (GWHG)



White Acid Etched (GWHA)

See Leg Color Options on Next Page.

LEG WOOD FINISHES

Indiana Furniture uses a multi-step, hand finishing process on all exposed wood. Table legs feature a catalyzed varnish finish which offers durability, lasting beauty, and resistance to normal wear.

AW	Artisan Walnut	MAS	Mesa Sunset*
AS	Asian Night	MTS	Metropolis Sky
BW	Beigewood*	MNR	Midnight Run
BL	Black	NTM	Natural Marrone*
CO	Columbian Walnut	ORW	Oak Riftwood*
DC	Dark Cherry	PNW	Pinnacle Walnut
DFW	Dark Forest Walnut*	PTK	Portico Teak*
WH	Designer White	RC	River Cherry*
EF	Espresso	SCH	Select Cherry
FO	Fawn Oak*	SPW	Sepia Walnut*
FLW	Florence Walnut*	SKC	Shaker Cherry
GC	Golden Cherry	SBP	Smoky Brown Pear*
HVM	Harvest Maple*	TK	Studio Teak
HW	Harvest Walnut	SM	Sugar Maple
HNW	Henna Walnut	WTA	Weathered Ash*
KHE	Kirsche	WNB	White Nebbia
LW	Legacy Walnut	WC	Williamsburg Cherry
MW	Mahogany Walnut		

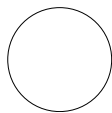
*Finish is Low Sheen

CERTIFICATIONS & COMPLIANCE

- Intertek® Sustainability Certified
- BIFMA level® Certified
- TSCA Title VI (CARB) Compliance
- Contributes to LEED®, Green Globes®, and WELL® Sustainable Programs

For ordering options, [see overview at the beginning of this section.](#)

Round Tables



919-20200T20
20"Wx20"Dx20"H
([See Details](#))



919-24240T18
24"Wx24"Dx18"H
([See Details](#))



919-30300T18
30"Wx30"Dx18"H
([See Details](#))



919-36360T18
36"Wx36"Dx18"H
([See Details](#))



919-24240T15
24"Wx24"Dx15"H
([See Details](#))

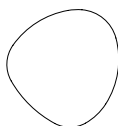


919-30300T15
30"Wx30"Dx15"H
([See Details](#))



919-36360T15
36"Wx36"Dx15"H
([See Details](#))

Soft Triangle Tables



919-31300T18
31"Wx30"Dx18"H
([See Details](#))



919-38360T18
38"Wx36"Dx18"H
([See Details](#))



919-51310T18
51"Wx31"Dx18"H
([See Details](#))



919-31300T15
31"Wx30"Dx15"H
([See Details](#))




919-38360T15
38"Wx36"Dx15"H
([See Details](#))



919-51310T15
51"Wx31"Dx15"H
([See Details](#))




For ordering options, [see overview at the beginning of this section.](#)

Item	Model No.		W	D	H	Ship Wt	Cubic Ft	Edge Profile + Material	List Price
20"H ROUND END TABLE 20"Wx20"D  Shown with Vertical Square Edge	919-2020OT20	TFL	20	20	20	13	8.0	H / T\$	907
		HPL						H / P\$	1028
		HPL						KB / P\$	1432
		Veneer						H / W\$	1090
		Veneer						KB / W\$	1473
		Solid Surface						S1 / S\$	2169
		Glass						Acid Etched Glass Top \$	2154
		Glass						Gloss Glass Top \$	1860

Must Specify (in this order):
 Model #
 Edge Profile/Top Material
 Top Color/Finish
 Leg Finish

Description


- Edge Profiles Available Include Square Edge (H), Knife Edge (KB), and Straight (S1); [See Details](#)
- Choose Top Material TFL (T), HPL (P), Veneer (W), Solid Surface (S) or Glass (GWHG, GWHA, GBLG, GBLA); [See Color Options For Each Material](#)
- Available with Contrasting Top and Legs; [See Color Options](#), Must Specify
- Ships assembled

18"H ROUND TABLE 24"Wx24"D  Shown with Knife Edge	919-2424OT18	TFL	24	24	18	19	6.4	H / T\$	1119
		HPL						H / P\$	1239
		HPL						KB / P\$	1692
		Veneer						H / W\$	1289
		Veneer						KB / W\$	1742
		Solid Surface						S1 / S\$	2832
		Glass						Acid Etched Glass Top \$	2954
		Glass						Gloss Glass Top \$	2531

Must Specify (in this order):
 Model #
 Edge Profile/Top Material
 Top Color/Finish
 Leg Finish

Description

- Edge Profiles Available Include Square Edge (H), Knife Edge (KB), and Straight (S1); [See Details](#)
- Choose Top Material TFL (T), HPL (P), Veneer (W), Solid Surface (S) or Glass (GWHG, GWHA, GBLG, GBLA); [See Color Options For Each Material](#)
- Available with Contrasting Top and Legs; [See Color Options](#), Must Specify
- Ships assembled

18"H ROUND TABLE 30"Wx30"D  Shown with Vertical Square Edge	919-3030OT18	TFL	30	30	18	24	14.3	H / T\$	1179
		HPL						H / P\$	1303
		HPL						KB / P\$	1858
		Veneer						H / W\$	1358
		Veneer						KB / W\$	1897
		Solid Surface						S1 / S\$	4282
		Glass						Acid Etched Glass Top \$	4136
		Glass						Gloss Glass Top \$	3474

Must Specify (in this order):
 Model #
 Edge Profile/Top Material
 Top Color/Finish
 Leg Finish

Description

- Edge Profiles Available Include Square Edge (H), Knife Edge (KB), and Straight (S1); [See Details](#)
- Choose Top Material TFL (T), HPL (P), Veneer (W), Solid Surface (S) or Glass (GWHG, GWHA, GBLG, GBLA); [See Color Options For Each Material](#)
- Available with Contrasting Top and Legs; [See Color Options](#), Must Specify
- Ships assembled

Edge Profile Options:



Vertical Square (H)
 on TFL (T), HPL (P),
 or Veneer (W)




Knife (KB)
 on HPL (P) or
 Veneer (W)



Straight (S1)
 on Solid
 Surfaces

For ordering options, [see overview at the beginning of this section.](#)


Item	Model No.		W	D	H	Ship Wt	Cubic Ft	Edge Profile + Material	List Price
18"H ROUND TABLE 36"Wx36"D  Shown with Vertical Square Edge	919-3636OT18	TFL	36	36	18	31	14.3	H / T\$	1240
		HPL						H / P\$	1407
		HPL						KB / P\$	2009
		Veneer						H / W\$	1414
		Veneer						KB / W\$	2101
		Solid Surface						S1 / S\$	5255
		Glass						Acid Etched Glass Top \$	5530
		Glass						Gloss Glass Top \$	4577

Must Specify (in this order):

Model #
 Edge Profile/Top Material
 Top Color/Finish
 Leg Finish

Description

- Edge Profiles Available Include Square Edge (H), Knife Edge (KB), and Straight (S1); [See Details](#)
- Choose Top Material TFL (T), HPL (P), Veneer (W), Solid Surface (S) or Glass (GWHG, GWHA, GBLG, GBLA); [See Color Options For Each Material](#)
- Available with Contrasting Top and Legs; [See Color Options](#), Must Specify
- Ships assembled


15"H ROUND TABLE 24"Wx24"D  Shown with Knife Edge	919-2424OT15	TFL	24	24	15	18	6.4	H / T\$	1089
		HPL						H / P\$	1209
		HPL						KB / P\$	1662
		Veneer						H / W\$	1259
		Veneer						KB / W\$	1712
		Solid Surface						S1 / S\$	2814
		Glass						Acid Etched Glass Top \$	2936
		Glass						Gloss Glass Top \$	2513

Must Specify (in this order):

Model #
 Edge Profile/Top Material
 Top Color/Finish
 Leg Finish

Description

- Edge Profiles Available Include Square Edge (H), Knife Edge (KB), and Straight (S1); [See Details](#)
- Choose Top Material TFL (T), HPL (P), Veneer (W), Solid Surface (S) or Glass (GWHG, GWHA, GBLG, GBLA); [See Color Options For Each Material](#)
- Available with Contrasting Top and Legs; [See Color Options](#), Must Specify
- Ships assembled

15"H ROUND TABLE 30"Wx30"D  Shown with Knife Edge	919-3030OT15	TFL	30	30	15	23	14.3	H / T\$	1149
		HPL						H / P\$	1273
		HPL						KB / P\$	1828
		Veneer						H / W\$	1328
		Veneer						KB / W\$	1867
		Solid Surface						S1 / S\$	4267
		Glass						Acid Etched Glass Top \$	4120
		Glass						Gloss Glass Top \$	3458

Must Specify (in this order):

Model #
 Edge Profile/Top Material
 Top Color/Finish
 Leg Finish

Description

- Edge Profiles Available Include Square Edge (H), Knife Edge (KB), and Straight (S1); [See Details](#)
- Choose Top Material TFL (T), HPL (P), Veneer (W), Solid Surface (S) or Glass (GWHG, GWHA, GBLG, GBLA); [See Color Options For Each Material](#)
- Available with Contrasting Top and Legs; [See Color Options](#), Must Specify
- Ships assembled

Edge Profile Options:



Vertical Square (H)
 on TFL (T), HPL (P),
 or Veneer (W)




Knife (KB)
 on HPL (P) or
 Veneer (W)



Straight (S1)
 on Solid
 Surfaces

For ordering options, [see overview at the beginning of this section.](#)


Item	Model No.		W	D	H	Ship Wt	Cubic Ft	Edge Profile + Material	List Price
15"H ROUND TABLE 36"Wx36"D  Shown with Vertical Square Edge	919-3636OT15	TFL	36	36	15	29	14.3	H / T\$	1210
		HPL						H / P\$	1377
		HPL						KB / P\$	1979
		Veneer						H / W\$	1384
		Veneer						KB / W\$	2071
		Solid Surface						S1 / S\$	5242
		Glass						Acid Etched Glass Top \$	5517
		Glass						Gloss Glass Top \$	4564

Must Specify (in this order):

Model #
 Edge Profile/Top Material
 Top Color/Finish
 Leg Finish

Description

- Edge Profiles Available Include Square Edge (H), Knife Edge (KB), and Straight (S1); [See Details](#)
- Choose Top Material TFL (T), HPL (P), Veneer (W), Solid Surface (S) or Glass (GWHG, GWHA, GBLG, GBLA); [See Color Options For Each Material](#)
- Available with Contrasting Top and Legs; [See Color Options](#), Must Specify
- Ships assembled


18"H SOFT TRIANGLE TABLE 31"Wx30"D  Shown with Vertical Square Edge	919-3130OT18	TFL	31	30	18	24	14.3	H / T\$	1186
		HPL						H / P\$	1306
		HPL						KB / P\$	1870
		Veneer						H / W\$	1362
		Veneer						KB / W\$	1907
		Solid Surface						S1 / S\$	4260
		Glass						Acid Etched Glass Top \$	4314
		Glass						Gloss Glass Top \$	3608

Must Specify (in this order):

Model #
 Edge Profile/Top Material
 Top Color/Finish
 Leg Finish

Description

- Edge Profiles Available Include Square Edge (H), Knife Edge (KB), and Straight (S1); [See Details](#)
- Choose Top Material TFL (T), HPL (P), Veneer (W), Solid Surface (S) or Glass (GWHG, GWHA, GBLG, GBLA); [See Color Options For Each Material](#)
- Available with Contrasting Top and Legs; [See Color Options](#), Must Specify
- Ships assembled

18"H SOFT TRIANGLE TABLE 38"Wx36"D  Shown with Knife Edge	919-3836OT18	TFL	38	36	18	31	15.7	H / T\$	1250
		HPL						H / P\$	1412
		HPL						KB / P\$	2024
		Veneer						H / W\$	1418
		Veneer						KB / W\$	2114
		Solid Surface						S1 / S\$	5685
		Glass						Acid Etched Glass Top \$	5751
		Glass						Gloss Glass Top \$	4745

Must Specify (in this order):

Model #
 Edge Profile/Top Material
 Top Color/Finish
 Leg Finish

Description

- Edge Profiles Available Include Square Edge (H), Knife Edge (KB), and Straight (S1); [See Details](#)
- Choose Top Material TFL (T), HPL (P), Veneer (W), Solid Surface (S) or Glass (GWHG, GWHA, GBLG, GBLA); [See Color Options For Each Material](#)
- Available with Contrasting Top and Legs; [See Color Options](#), Must Specify
- Ships assembled

Edge Profile Options:



Vertical Square (H)
 on TFL (T), HPL (P),
 or Veneer (W)




Knife (KB)
 on HPL (P) or
 Veneer (W)



Straight (S1)
 on Solid
 Surfaces

For ordering options, [see overview at the beginning of this section.](#)


Item	Model No.		W	D	H	Ship Wt	Cubic Ft	Edge Profile + Material	List Price
18"H SOFT TRIANGLE TABLE 51"WX31"D  <p>Shown with Knife Edge</p>	919-5131OT18	TFL	51	31	18	35	18.4	H / T\$	1287
		HPL						H / P\$	1434
		HPL						KB / P\$	2048
		Veneer						H / W\$	1461
		Veneer						KB / W\$	2100
		Solid Surface						S1 / S\$	6655
		Glass						Acid Etched Glass Top \$	6531
		Glass						Gloss Glass Top \$	5368

Must Specify (in this order):

Model #
 Edge Profile/Top Material
 Top Color/Finish
 Leg Finish

Description

- Edge Profiles Available Include Square Edge (H), Knife Edge (KB), and Straight (S1); [See Details](#)
- Choose Top Material TFL (T), HPL (P), Veneer (W), Solid Surface (S) or Glass (GWHG, GWHA, GBLG, GBLA); [See Color Options For Each Material](#)
- Available with Contrasting Top and Legs; [See Color Options](#), Must Specify
- Ships assembled


15"H SOFT TRIANGLE TABLE 31"WX30"D  <p>Shown with Vertical Square Edge</p>	919-3130OT15	TFL	31	30	15	24	14.3	H / T\$	1156
		HPL						H / P\$	1276
		HPL						KB / P\$	1840
		Veneer						H / W\$	1332
		Veneer						KB / W\$	1877
		Solid Surface						S1 / S\$	4245
		Glass						Acid Etched Glass Top \$	4298
		Glass						Gloss Glass Top \$	3592

Must Specify (in this order):

Model #
 Edge Profile/Top Material
 Top Color/Finish
 Leg Finish

Description

- Edge Profiles Available Include Square Edge (H), Knife Edge (KB), and Straight (S1); [See Details](#)
- Choose Top Material TFL (T), HPL (P), Veneer (W), Solid Surface (S) or Glass (GWHG, GWHA, GBLG, GBLA); [See Color Options For Each Material](#)
- Available with Contrasting Top and Legs; [See Color Options](#), Must Specify
- Ships assembled

15"H SOFT TRIANGLE TABLE 38"WX36"D  <p>Shown with Vertical Square Edge</p>	919-3836OT15	TFL	38	36	15	29	15.7	H / T\$	1220
		HPL						H / P\$	1382
		HPL						KB / P\$	1994
		Veneer						H / W\$	1388
		Veneer						KB / W\$	2083
		Solid Surface						S1 / S\$	5673
		Glass						Acid Etched Glass Top \$	5738
		Glass						Gloss Glass Top \$	4732

Must Specify (in this order):

Model #
 Edge Profile/Top Material
 Top Color/Finish
 Leg Finish

Description

- Edge Profiles Available Include Square Edge (H), Knife Edge (KB), and Straight (S1); [See Details](#)
- Choose Top Material TFL (T), HPL (P), Veneer (W), Solid Surface (S) or Glass (GWHG, GWHA, GBLG, GBLA); [See Color Options For Each Material](#)
- Available with Contrasting Top and Legs; [See Color Options](#), Must Specify
- Ships assembled

Edge Profile Options:



Vertical Square (H)
 on TFL (T), HPL (P),
 or Veneer (W)




Knife (KB)
 on HPL (P) or
 Veneer (W)



Straight (S1)
 on Solid
 Surfaces

For ordering options, [see overview at the beginning of this section.](#)

Item	Model No.		W	D	H	Ship Wt	Cubic Ft	Edge Profile + Material	List Price
15"H SOFT TRIANGLE TABLE 51"X31"  Shown with Vertical Square Edge	919-5131OT15	TFL	51	31	15	34	18.4	H / T\$	1257
		HPL						H / P\$	1404
		HPL						KB / P\$	2018
		Veneer						H / W\$	1431
		Veneer						KB / W\$	2069
		Solid Surface						S1 / S\$	6629
		Glass						Acid Etched Glass Top \$	6505
		Glass						Gloss Glass Top \$	5342

Must Specify (in this order):

Model #
Edge Profile/Top Material
Top Color/Finish
Leg Finish

Description

- Edge Profiles Available Include Square Edge (H), Knife Edge (KB), and Straight (S1); [See Details](#)
- Choose Top Material TFL (T), HPL (P), Veneer (W), Solid Surface (S) or Glass (GWHG, GWHA, GBLG, GBLA); [See Color Options For Each Material](#)
- Available with Contrasting Top and Legs; [See Color Options](#), Must Specify
- Ships assembled

Edge Profile Options:



Vertical Square (H)
on TFL (T), HPL (P),
or Veneer (W)



Knife (KB)
on HPL (P) or
Veneer (W)



Straight (S1)
on Solid
Surfaces

For ordering options, [see overview at the beginning of this section.](#)

Create a variety of looks from refined transitional to clean contemporary with an abundance of finishes and edge details. Madera features ultra violet finish for long lasting beauty in corporate environments, as well as a premium veneer option, which offers a grade of veneer exceeding the general commercial market standards.

CONSTRUCTION

- Choose from premium veneer or select veneer on exposed surfaces in American Black Walnut, White Oak, Cherry, or Maple species
- Veneer tops are available in the 6 edge profiles and have a 5-ply balanced construction, 1 $\frac{3}{16}$ " thick, with hardwood rims
- High pressure laminate (HPL) tops have a 3-ply balanced construction, 1 $\frac{3}{16}$ " thick, with solid hardwood rims
- Grain direction runs left to right
- All units ship with heavy duty, adjustable leveling glides to ensure proper leveling and compensation for uneven floors
- Ships fully assembled

HOW TO ORDER EXAMPLE

Model No.	Description	Example
14-1824ET	Top Material	W
	Finish	AW
	Edge Profile	X

PREMIUM VENEER (PV) AND VENEER (W) OPTIONS

Veneer features UVAdvantage, an ultra-violet finish, on all exposed surfaces by utilizing roll-coat UV technology

AW	Artisan Walnut**	MW	Mahogany Walnut**
AS	Asian Night	MAS	Mesa Sunset*
CO	Columbian Walnut**	MTS	Metropolis Sky
DC	Dark Cherry**	ORW	Oak Riftwood*
DFW	Dark Forest Walnut**	PNW	Pinnacle Walnut
EW	Espresso**	SCH	Select Cherry**
FO	Fawn Oak*,**	SKC	Shaker Cherry**
GC	Golden Cherry**	SM	Sugar Maple
HW	Harvest Walnut**	WTA	Weathered Ash
HNW	Henna Walnut	WC	Williamsburg Cherry**
LW	Legacy Walnut**		

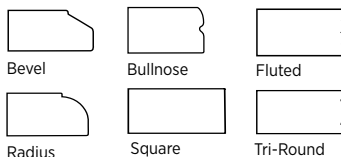
* Finish is Low Sheen ** Available in Premium Veneer (PV)

HPL (P) LAMINATE OPTIONS

AS	Asian Night	PNW	Pinnacle Walnut
CO	Columbian Walnut	SCH	Select Cherry
EF	Espresso	SKC	Shaker Cherry
GC	Golden Cherry	SM	Sugar Maple
MW	Mahogany Walnut	WC	Williamsburg Cherry
ORW	Oak Riftwood	WTA	Weathered Ash

TABLE EDGE PROFILE

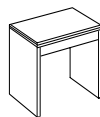
B	Bevel	A	Radius
D	Bullnose	Y	Square
X	Fluted	E	Tri-Round



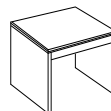
CERTIFICATIONS & COMPLIANCE

- Intertek Sustainability Certified
- BIFMA level® Certified
- BIFMA Compliant® Certified
- TSCA Title VI (CARB) Compliance
- Contributes to LEED®, Green Globes®, and WELL® Sustainable Programs

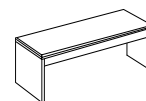
STATEMENT OF LINE



End Table:
14-1824ET
([See Details](#))

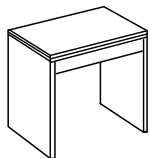


Lamp Table:
14-2828LT
([See Details](#))



Magazine Table:
14-1847MT
([See Details](#))

Item	Model No.		W	D	H	Ship Wt	Cubic Ft	List Price	
END TABLE	14-1824ET	Veneer or HPL	24	18	21 $\frac{1}{16}$	48	7.6	W/P\$	1441
		Premium Veneer						PV\$	1688



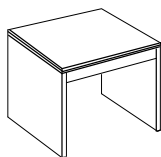
Must Specify (in this order):

Model
Premium or Standard Veneer
Chassis
Top Surface Material
Finish/Color
Edge Profile

Description

- Standard with: Left to Right Grain Direction on Worksurface, Vertical Grain Direction on Solid End Panels
- Available in Premium Veneer (PV) or Standard Veneer (W); [See Finish Options and Specify](#)
- Available with Veneer (PV/W) or HPL (P) Top; [See Color Options and Specify](#)
- Ships Assembled

LAMP TABLE	14-2828LT	Veneer or HPL	28	28	21 $\frac{1}{16}$	56	12.3	W/P\$	1866
		Premium Veneer						PV\$	2187



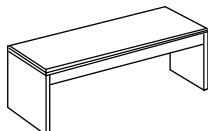
Must Specify (in this order):

Model
Premium or Standard Veneer
Chassis
Top Surface Material
Finish/Color
Edge Profile

Description

- Standard with: Left to Right Grain Direction on Worksurface, Vertical Grain Direction on Solid End Panels
- Available in Premium Veneer (PV) or Standard Veneer (W); [See Finish Options and Specify](#)
- Available with Veneer (PV/W) or HPL (P) Top; [See Color Options and Specify](#)
- Ships Assembled

MAGAZINE TABLE	14-1847MT	Veneer or HPL	47	18	15 $\frac{1}{16}$	75	9.9	W/P\$	1575
		Premium Veneer						PV\$	1844



Must Specify (in this order):

Model #
Surface Material
Finish/Color
Edge Profile

Description

- Standard with: Left to Right Grain Direction on Worksurface, Vertical Grain Direction on Solid End Panels
- Available in Premium Veneer (PV) or Standard Veneer (W); [See Finish Options and Specify](#)
- Available with Veneer (PV/W) or HPL (P) Top; [See Color Options and Specify](#)
- Ships Assembled




Bevel



Bullnose



Radius



Square



Tri-Round

P = HPL W = Veneer PV = Premium Veneer

For ordering options, [see overview at the beginning of this section.](#)

Natta offers an agile solution for a variety of community spaces and meeting applications. With its simplicity of form, it can achieve a subtle effect and still provide an excellent solution for any meeting and breakout environment.

CONSTRUCTION

- Exposed parts are manufactured using European Beech
- Joints are double-doweled or mortised and tenoned, screwed, and glued for maximum strength and durability
- Frames are individually hand assembled and sanded prior to being finished; Legs are 9¾"H on the rectangular table and 14"H on the square table
- Non-marring nylon glides included in each leg at floor level
- Tables have 1½" thick HPL surface with 1mm PVC edge band Square edge profile; Designer White, Sugar Maple, and Williamsburg Cherry feature ABS edge bands
- Ships fully assembled

HOW TO ORDER EXAMPLE

Model No.	Description	Example
MMIT-2	Leg Finish	BW
	Top Color	WH

HPL (P) LAMINATE OPTIONS ON TABLE TOPS

WOODGRAIN

AS	Asian Night	PNW	Pinnacle Walnut
BW	Beigewood	PTK	Portico Teak
CO	Columbian Walnut	RC	River Cherry
EF	Espresso	SCH	Select Cherry
FLW	Florence Walnut	SPW	Sepia Walnut
GC	Golden Cherry	SKC	Shaker Cherry
HVM	Harvest Maple	SBP	Smoky Brown Pear
KHE	Kirsche	TK	Studio Teak
MW	Mahogany Walnut	SM	Sugar Maple
MNR	Midnight Run	WTA	Weathered Ash
NTM	Natural Marrone	WNB	White Nebbia
ORW	Oak Riftwood	WC	Williamsburg Cherry

SOLID

BL	Black	FHG	Fashion Grey
WH	Designer White	SG	Slate Grey

WOOD FINISHES AVAILABLE ON LEGS

AW	Artisan Walnut	MW	Mahogany Walnut
AS	Asian Night	MAS	Mesa Sunset*
BW	Beigewood*	MTS	Metropolis Sky
BL	Black	MNR	Midnight Run
CO	Columbian Walnut	NTM	Natural Marrone*
DC	Dark Cherry	ORW	Oak Riftwood*
DFW	Dark Forest Walnut*	PNW	Pinnacle Walnut
WH	Designer White	PTK	Portico Teak*
EF	Espresso	RC	River Cherry*
FO	Fawn Oak*	SCH	Select Cherry
FLW	Florence Walnut*	SPW	Sepia Walnut*
GC	Golden Cherry	SKC	Shaker Cherry
HVM	Harvest Maple*	SBP	Smoky Brown Pear*
HW	Harvest Walnut	TK	Studio Teak
HNW	Henna Walnut	SM	Sugar Maple
KHE	Kirsche	WTA	Weathered Ash*
LW	Legacy Walnut	WNB	White Nebbia
		WC	Williamsburg Cherry

* Finish is Low Sheen

TABLE EDGE PROFILE




Square

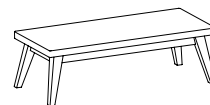
CERTIFICATIONS & COMPLIANCE

- Intertek Sustainability Certified
- BIFMA level® Certified
- BIFMA Compliant® Certified
- TSCA Title VI (CARB) Compliance
- Contributes to LEED®, Green Globes®, and WELL® Sustainable Programs

STATEMENT OF LINE




Square Table:
NAT-3
([See Details](#))



Rectangle Table:
NAT-4
([See Details](#))

Item	Model No.	Chair Width	Chair Depth	Chair Height	Seat Width	Seat Depth	Seat Height	Arm Height	Ship Wt	Cubic Ft
SQUARE TABLE	NAT-3		22	22	16	31	10.8		\$	1062



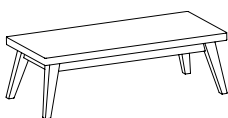
Description

- Features Square Edge Profile
- Available with Contrasting Top and Leg Color; [See Colors and Specify](#)

Must Specify (in this order):

Model #
Leg Finish
Top Color

RECTANGLE TABLE	NAT-4		51	22	16	66	25.9		\$	1447
-----------------	-------	--	----	----	----	----	------	--	----	------




Description

- Features Square Edge Profile
- Available in Contrasting Surface and Leg Color; [See Colors and Specify](#)

Must Specify (in this order):

Model #
Leg Finish
Top Color



Square

Otty Ottomans and Tables are designed for flexible environments where people can collaborate, brainstorm, or simply have a quick chat. Perfect for impromptu meetings, breakrooms, and all types of “we” spaces, Otty makes it easy to bring comfort to the workplace. And with a variety of options, like round and soft square styling, different heights, handles, glides and casters, contrasting fabrics, and table tops, you can easily configure and personalize your workspaces.

CONSTRUCTION

- Internal wood components and frame are manufactured using plywood; frames are individually hand assembled, and all joints are mortised and tenoned, and glued for maximum strength and durability
- High density, firm polyurethane foam construction 3” thick
- Table surfaces ¾” thick, available with Square (H) profile in Veneer (W), Thermally-Fused (TFL) or High-Pressure (HPL) Laminate using 1mm PVC edge bands on profiled edges; Designer White, Sugar Maple, and Williamsburg Cherry feature ABS edge bands
- Veneer tops feature UVAdvantage, an ultra-violet finish on all exposed surfaces by utilizing roll-coat UV technology.
- Table also available with Solid Surface tops, ¾” thick and available in six colors with Straight (S1) edge profile
- 18”D Tables available with four (4) 50mm non-locking casters; 24”D and 36”D Tables available with six (6)
- Ships fully assembled

HOW TO ORDER EXAMPLE

Model No.	Description	Example
840-1815ROT	Top Surface	PE
	Primary Upholstery	Mayer Arcade Latte
	Glide/Casters Option	CASTO

UPHOLSTERY OPTIONS + TIPS

Available in single. Select from a wide variety of graded-in or contract options, including fabric, vinyl, and leather. Contact our Sales Support Team for recommendations or evaluation of a material.

Upholstery Tips: Due to constant compression of the upholstery material, it is recommended to pick a material that does not easily fray. In most cases vinyl and vinyl-like materials will perform well. When evaluating a woven fabric material, check how easy it is to separate the woven strands. Typically, fabric materials with a thick backer or a non-linear weave pattern work best.

TFL (T) AND HPL (P) LAMINATE TABLE TOP OPTIONS

WOODGRAIN

AS	Asian Night	PNW	Pinnacle Walnut
BW	Beigewood	PTK	Portico Teak
CO	Columbian Walnut	RC	River Cherry
EF	Espresso	SCH	Select Cherry
FLW	Florence Walnut	SPW	Sepia Walnut
GC	Golden Cherry	SKC	Shaker Cherry
HVM	Harvest Maple	SBP	Smoky Brown Pear
KHE	Kirsche	TK	Studio Teak
MW	Mahogany Walnut	SM	Sugar Maple
MNR	Midnight Run	WTA	Weathered Ash
NTM	Natural Marrone	WNB	White Nebbia
ORW	Oak Riftwood	WC	Williamsburg Cherry

SOLID

BL	Black	FHG	Fashion Grey
WH	Designer White	SG	Slate Grey

VENEER (W) TABLE TOP OPTIONS

Veneer table tops feature UVAdvantage, an ultra-violet finish, on all exposed surfaces by utilizing roll-coat UV technology.

AW	Artisan Walnut	MW	Mahogany Walnut
AS	Asian Night	MAS	Mesa Sunset*
CO	Columbian Walnut	MTS	Metropolis Sky
DC	Dark Cherry	ORW	Oak Riftwood*
DFW	Dark Forest Walnut	PNW	Pinnacle Walnut
EW	Espresso	SCH	Select Cherry
FO	Fawn Oak*	SKC	Shaker Cherry
GC	Golden Cherry	SM	Sugar Maple
HW	Harvest Walnut	WTA	Weathered Ash*
HNW	Henna Walnut	WC	Williamsburg Cherry
LW	Legacy Walnut		

*Finish is Low Sheen

SOLID SURFACE (S) TABLE TOP OPTIONS

AR	Arroyo	SNW	Snow White
PE	Pebble Beach	SN	Starry Night
SE	Sedona	TN	Tundra

TABLE EDGE PROFILE

H	Square Edge (<i>Veneer, TFL, and HPL</i>)
S1	Straight (<i>Solid Surface</i>)



Square (H)
Veneer, TFL
and HPL

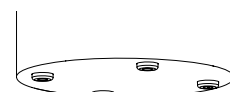


Straight (S1)
Solid Surface

CASTER OPTION

Tables come standard with glides. Optional hidden casters available to enhance and support users mobility. 18”W Tables available with four (4) glides or non-locking casters; 24” and 36”W Tables available with six (6) glides or non-locking casters.

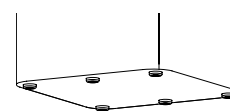
GLIDE	Plastic High Glides, Standard	STD
CASTO	Black Casters	\$ 61



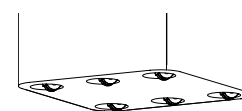
Standard Glides for 18”D



Caster Option for 18”D




Standard Glides for 24”D + 36”D

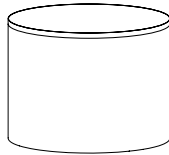


Caster Option for 24”D + 36”D

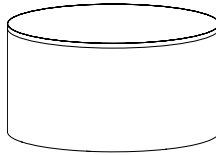
Round Tables (Upholstered Chassis with TFL, Veneer, or Solid Surface Top)



18"H Round Ottoman
Table
840-1818ROT
[\(See Details\)](#)

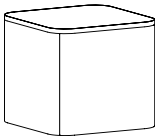


18"H Round Ottoman
Table
840-2418ROT
[\(See Details\)](#)

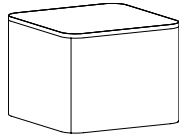


18"H Round Ottoman
Table
840-3618ROT
[\(See Details\)](#)

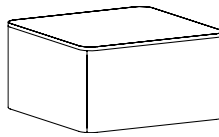
Square Tables (Upholstered Chassis with TFL, Veneer, or Solid Surface Top)



18"H Square Ottoman
Table
840-1818SOT
[\(See Details\)](#)




18"H Square Ottoman
Table
840-2418SOT
[\(See Details\)](#)



18"H Square Ottoman
Table
840-3618SOT
[\(See Details\)](#)

Item	Model No.	Chair Width	Chair Depth	Chair Height	Ship Wt	Cubic Ft	List Price
ROUND TABLE 18"Dx18"H	840-1818ROT	18	18	18	22.0	3.7	T\$ 673
							P\$ 823
							W\$ 907
							S\$ 2123



Must Specify (in this order):
Model #
Surface Material
Top Color
Upholstery
Caster Option

Description

- Standard with: ¾" Thick Top Surface and Four (4) Black Glides
- Top Surface Available in TFL (T), HPL (P), Veneer (W), or Solid Surface (S); [See Top Surface Details](#)
- Optional Four (4) Black Casters; Must Specify (CASTO), ([See Details](#))
- Add Upholstery Grade Pricing to Top Material Price

Add List Price/Grade	Yards	COM/1	2	3	4	5	6	7	8	9	10
Single Upholstery	1.25	\$ 0	68	126	183	268	354	476	605	755	928

ROUND TABLE 24"Dx18"H	840-2418ROT	24	24	18	36.0	6.4	T\$ 896
							P\$ 1040
							W\$ 1113
							S\$ 2825



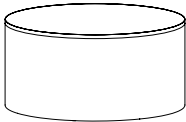
Must Specify (in this order):
Model #
Surface Material
Top Color
Upholstery
Caster Option

Description

- Standard with: ¾" Thick Top Surface and Six (6) Black Glides
- Top Surface Available in TFL (T), HPL (P), Veneer (W), or Solid Surface (S); [See Top Surface Details](#)
- Optional Six (6) Black Casters; Must Specify (CASTO), ([See Details](#))
- Add Upholstery Grade Pricing to Top Material Price

Add List Price/Grade	Yards	COM/1	2	3	4	5	6	7	8	9	10
Single Upholstery	1.25	\$ 0	68	126	183	268	354	476	605	755	928

ROUND TABLE 36"Dx18"H	840-3618ROT	36	36	18	60.0	13.9	T\$ 1335
							P\$ 1530
							W\$ 1549
							S\$ 5724



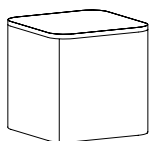
Must Specify (in this order):
Model #
Surface Material
Top Color
Upholstery
Caster Option

Description

- Standard with: ¾" Thick Top Surface and Six (6) Black Glides
- Top Surface Available in TFL (T), HPL (P), Veneer (W), or Solid Surface (S); [See Top Surface Details](#)
- Optional Six (6) Black Casters; Must Specify (CASTO), ([See Details](#))
- Add Upholstery Grade Pricing to Top Material Price

Add List Price/Grade	Yards	COM/1	2	3	4	5	6	7	8	9	10
840-3618ROT_USingle Upholstery	2.50	\$ 0	135	253	365	535	708	953	1210	1510	1855

Item	Model No.	Chair Width	Chair Depth	Chair Height	Ship Wt	Cubic Ft	List Price
SOFT SQUARE TABLE 18"Dx18"H	840-1818SOT	18	18	18	25.0	3.7	T\$ 686 P\$ 838 W\$ 925 S\$ 2135



Must Specify (in this order):

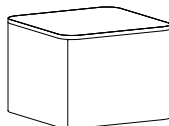
Model #
Surface Material
Top Color
Upholstery
Caster Option

Description

- Standard with: ¾" Thick Top Surface and Four (4) Black Glides
- Top Surface Available in TFL (T), HPL (P), Veneer (W), or Solid Surface (S); [See Top Surface Details](#)
- Optional Four (4) Black Casters; Must Specify (CASTO), ([See Details](#))
- Add Upholstery Grade Pricing to Top Material Price

List Price/Grade	Yards	COM/1	2	3	4	5	6	7	8	9	10
Single Upholstery	1.25	\$ 0	68	126	183	268	354	476	605	755	928

SOFT SQUARE TABLE 24"Dx18"H	840-2418SOT	24	24	18	44.0	6.4	T\$ 879 P\$ 1024 W\$ 1102 S\$ 2806
--	-------------	----	----	----	------	-----	---



Must Specify (in this order):

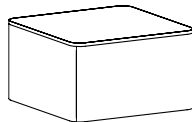
Model #
Surface Material
Top Color
Upholstery
Caster Option

Description

- Standard with: ¾" Thick Top Surface and Six (6) Black Glides
- Top Surface Available in TFL (T), HPL (P), Veneer (W), or Solid Surface (S); [See Top Surface Details](#)
- Optional Six (6) Black Casters; Must Specify (CASTO), ([See Details](#))
- Add Upholstery Grade Pricing to Top Material Price

List Price/Grade	Yards	COM/1	2	3	4	5	6	7	8	9	10
Single Upholstery	1.50	\$ 0	81	152	219	321	425	572	726	906	1113

SOFT SQUARE TABLE 36"Dx18"H	840-3618SOT	36	36	18	83.0	13.9	T\$ 1360 P\$ 1557 W\$ 1582 S\$ 5747
--	-------------	----	----	----	------	------	--



Must Specify (in this order):

Model #
Surface Material
Top Color
Upholstery
Caster Option

Description

- Standard with: ¾" Thick Top Surface and Six (6) Black Glides
- Top Surface Available in TFL (T), HPL (P), Veneer (W), or Solid Surface (S); [See Top Surface Details](#)
- Optional Six (6) Black Casters; Must Specify (CASTO), ([See Details](#))
- Add Upholstery Grade Pricing to Top Material Price

List Price/Grade	Yards	COM/1	2	3	4	5	6	7	8	9	10
Single Upholstery	2.50	\$ 0	135	253	365	535	708	1855	1210	1510	1855

For ordering options, [see overview at the beginning of this section.](#)

Crafted in American veneers, Phoenix's clean, transitional styling is at ease in both contemporary and traditional settings. It is a perfect choice for value-minded companies who want a sophisticated, yet uncomplicated, solution.

CONSTRUCTION

- Veneers on exposed surfaces are select grade sliced American Black Walnut and Cherry, and are carefully selected and matched to assure proper balance and consistency
- Veneer tops are 5-ply balanced construction and 1½" thick. High pressure laminate (HPL) tops are 3-ply balanced construction and 1½" thick
- Grain direction runs left to right
- All units ship with heavy duty, adjustable leveling glides to ensure proper leveling and compensation for uneven floors
- Some assembly required

HOW TO ORDER EXAMPLE

Model No.	Description	Example
21-1847MT	Top Material	P
	Finish	SKC

veneer (W) OPTIONS

Veneer features UVAdvantage, an ultra-violet finish, on all exposed surfaces by utilizing roll-coat UV technology. Apron rails and table legs use a multi-step, hand finished process with a catalyzed finish.

AW	Artisan Walnut	LW	Legacy Walnut
CO	Columbian Walnut	MW	Mahogany Walnut
DC	Dark Cherry	MTS	Metropolis Sky
DFW	Dark Forest Walnut	PNW	Pinnacle Walnut
EW	Espresso	SCH	Select Cherry
GC	Golden Cherry	SKC	Shaker Cherry
HW	Harvest Walnut	WC	Williamsburg Cherry
HNW	Henna Walnut		

HPL (P) TOP OPTIONS

CO	Columbian Walnut	PNW	Pinnacle Walnut
EF	Espresso	SCH	Select Cherry
GC	Golden Cherry	SKC	Shaker Cherry
MW	Mahogany Walnut	WC	Williamsburg Cherry

TABLE EDGE PROFILE

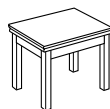


Phoenix

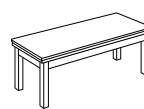
CERTIFICATIONS & COMPLIANCE

- Intertek Sustainability Certified
- BIFMA level® Certified
- BIFMA Compliant® Certified
- TSCA Title VI (CARB) Compliance
- Contributes to LEED®, Green Globes®, and WELL® Sustainable Programs

STATEMENT OF LINE

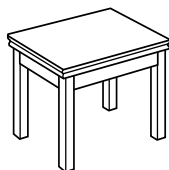


End Table:
21-1824ET
[\(See Details\)](#)



Magazine Table:
21-1847MT
[\(See Details\)](#)

Item	Model No.		W	D	H	Ship Wt	Cubic Ft	List Price
END TABLE	21-1824ET	HPL Veneer	18	24	22	25	2.0	P\$ 998 W\$ 1054

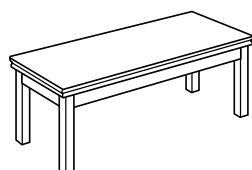
**Description**

- Available with Veneer (W) or HPL (P) Top, [See Color Options and Specify](#)
- Some Assembly Required

Must Specify (in this order):

Model #
Top Material
Finish/Color

MAGAZINE TABLE	21-1847MT	HPL Veneer	47	18	16	42	3.4	P\$ 1301 W\$ 1422
----------------	-----------	---------------	----	----	----	----	-----	----------------------

**Description**

- Available with Veneer (W) or HPL (P) Top, [See Color Options and Specify](#)
- Some Assembly Required
- Optional 30" Leg; See Below

Leg Option: Specify & Add

30H-2SQ	30"H Legs	20	0.9	\$ 240
---------	-----------	----	-----	--------

Must Specify (in this order):

Model #
Top Material
Finish/Color
Leg



Phoenix

P = HPL W = Veneer

For ordering options, [see overview at the beginning of this section.](#)

Pitch Tables bring a spectrum of options, all in one line, with a selection of square and rectangle end, magazine, and console tables. With it's classic style, Pitch is a go-to when you need an understated table with looks that say reliability. Available in wood and laminate tops with powder coated metal frames in three colors.

CONSTRUCTION

- Models feature a 1" thick top with a vertical square edge profile
- Veneer tops are made of select grade, sliced Black Walnut, Oak, Cherry, Maple, or Composite species with 0.5mm wood edge band
- High-Pressure (HPL) and Thermally-fused (TFL) Laminate tops have a 1mm PVC edge band
- Bases are manufactured using steel frames and powder coated in your choice of three standard colors
- Joints on bases are fully welded and sanded smooth for maximum strength and durability
- Tops are securely fastened to the bases with metal screws
- Ships fully assembled with adjustable glides

HOW TO ORDER EXAMPLES

521-2626ET	Top Material	T
	Finish	PNW
	Metal Base Color	ALUM

TFL (T) LAMINATE TABLE TOP OPTIONS

WOODGRAIN

AS	Asian Night	PNW	Pinnacle Walnut
BW	Beigewood	PTK	Portico Teak
CO	Columbian Walnut	RC	River Cherry
EF	Espresso	SCH	Select Cherry
FLW	Florence Walnut	SPW	Sepia Walnut
GC	Golden Cherry	SKC	Shaker Cherry
HVM	Harvest Maple	SBP	Smoky Brown Pear
KHE	Kirsche	TK	Studio Teak
MW	Mahogany Walnut	SM	Sugar Maple
MNR	Midnight Run	WTA	Weathered Ash
NTM	Natural Marrone	WNB	White Nebbia
ORW	Oak Riftwood	WC	Williamsburg Cherry

SOLID

BL	Black	FHG	Fashion Grey
WH	Designer White	SG	Slate Grey

VENEER (W) TABLE TOP OPTIONS

Tops feature UV Advantage, an ultra-violet finish, on all exposed surfaces by utilizing roll-coat UV technology.

AW	Artisan Walnut	MW	Mahogany Walnut
AS	Asian Night	MAS	Mesa Sunset
CO	Columbian Walnut	MTS	Metropolis Sky
DC	Dark Cherry	ORW	Oak Riftwood*
DFW	Dark Forest Walnut	PNW	Pinnacle Walnut
EF	Espresso	SCH	Select Cherry
FO	Fawn Oak*	SKC	Shaker Cherry
GC	Golden Cherry	SM	Sugar Maple
HW	Harvest Walnut	WTA	Weathered Ash*
HNW	Henna Walnut	WC	Williamsburg Cherry
LW	Legacy Walnut		

* Finish is Low Sheen

EDGE PROFILE

H Vertical Square



METAL BASE OPTIONS

ALUM	Aluminum
BLK	Black
SNO	Snow



Aluminum
(ALUM)



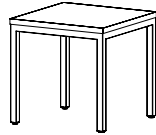
Black
(BLK)




Snow
(SNO)

CERTIFICATIONS & COMPLIANCE

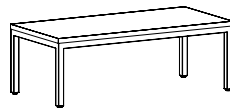
- ETL Environmental Certification
- BIFMA level® Certified
- TSCA Title VI (CARB) Compliance
- US Green Building's LEED® Contribution



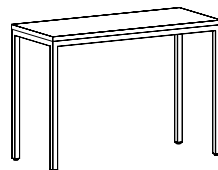
Square End Table
710-2020ET



Square Magazine Table
710-3030SQ

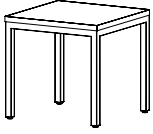


Rectangular Magazine Table
710-2042RT



Console Table
710-1842ST

Item	Model No.		W	D	H	Ship Wt	Cubic Ft	List Price	
SQUARE END TABLE	710-2020ET	TFL	20	20	20	23	4.7	T\$	1408
		HPL						P\$	1573
		Veneer						W\$	1643



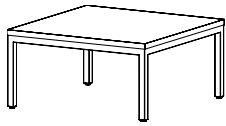
Must Specify (in this order):

Model #
Top Material
Top Finish/Color
Base Color

Description

- Standard with: 1¼" Powder Coated Steel Metal Base and Adjustable Glides
- Choose a HPL, TFL, or Veneer Top, [See Color Options](#)
- Available in Three Metal Base Colors: [See Metal Colors](#)
- Ships Fully Assembled

SQUARE MAGAZINE TABLE	710-3030SQ	TFL	30	30	15	37	7.9	T\$	1482
		HPL						P\$	1700
		Veneer						W\$	1794



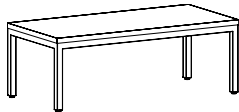
Must Specify (in this order):

Model #
Top Material
Top Finish/Color
Base Color

Description

- Standard with: 1¼" Powder Coated Steel Metal Base and Adjustable Glides
- Choose a HPL, TFL, or Veneer Top, [See Color Options](#)
- Available in Three Metal Base Colors: [See Metal Colors](#)
- Ships Fully Assembled

RECTANGULAR MAGAZINE TABLE	710-2042RT	TFL	42	20	15	36	7.3	T\$	1642
		HPL						P\$	1845
		Veneer						W\$	1932



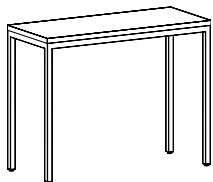
Must Specify (in this order):

Model #
Top Material
Top Finish/Color
Base Color

Description

- Standard with: 1¼" Powder Coated Steel Metal Base and Adjustable Glides
- Choose a HPL, TFL, or Veneer Top, [See Color Options](#)
- Available in Three Metal Base Colors: [See Metal Colors](#)
- Ships Fully Assembled

CONSOLE TABLE	710-1842ST	TFL	42	18	30	39	13.2	T\$	1688
		HPL						P\$	1881
		Veneer						W\$	1963



Must Specify (in this order):

Model #
Top Material
Top Finish/Color
Base Color

Description

- Standard with: 1¼" Powder Coated Steel Metal Base and Adjustable Glides
- Choose a HPL, TFL, or Veneer Top, [See Color Options](#)
- Available in Three Metal Base Colors: [See Metal Colors](#)
- Ships Fully Assembled


T = TFL P = HPL W = Veneer

For ordering options, see overview at the beginning of this section.

Plush Lounge seamlessly brings together the endurance needed for commercial spaces with the relaxed comforts of home. Introducing a smart range of freestanding and modular seating components, along with coordinating tables, that provide the flexibility and comfort needed in today's ever-changing environments.

CONSTRUCTION

- Exposed wood parts are kiln-dried hardwoods, selected from the highest grades of plain sliced hardwood veneers and are free of spirits, discoloration, pits, shakes, and wormholes
- Joints are mortised and tenoned, screwed, and glued for maximum strength and durability
- Maple Wood Legs are 2"Wx2½"Dx6"H; Metal Legs are 2"Wx2"Dx6"H
- Non-marring adjustable nylon glides included at floor level
- Table tops are ¾" thick and feature a vertical square profiled edge



- Ships fully assembled

HOW TO ORDER EXAMPLES


TABLE

620-2445CT	Top Material	W
	Finish/Color	ORW
	Cabinet Accent	CASG
	Leg	PLALUM
	Leg Finish	-
	Power Location	C
	Power	01-DUOBEZELS

TABLE LEG OPTIONS

Plush cocktail table comes standard with Black or Aluminum Metal legs. Optional Wood Leg matches our Iconic Casagoods Collection. Must Specify Leg and Color.

PLBLK	Black Metal Leg	STD
PLALUM	Aluminum Metal Leg	STD
ICON	Wood Leg (<i>Matches the Iconic Collection</i>)	\$ 344



LEG WOOD FINISHES

Indiana Furniture uses a multi-step, hand finishing process on all exposed wood. Table legs feature a catalyzed varnish finish which offers durability, lasting beauty, and resistance to normal wear.

AW	Artisan Walnut	MAS	Mesa Sunset*
AS	Asian Night	MTS	Metropolis Sky
BW	Beigewood*	MNR	Midnight Run
BL	Black	NTM	Natural Marrone*
CO	Columbian Walnut	ORW	Oak Riftwood*
DC	Dark Cherry	PNW	Pinnacle Walnut
DFW	Dark Forest Walnut*	PTK	Portico Teak*
WH	Designer White	RC	River Cherry*
EF	Espresso	SCH	Select Cherry
FO	Fawn Oak*	SPW	Sepia Walnut*
FLW	Florence Walnut*	SKC	Shaker Cherry
GC	Golden Cherry	SBP	Smoky Brown Pear*
HVM	Harvest Maple*	TK	Studio Teak
HW	Harvest Walnut	SM	Sugar Maple
HNW	Henna Walnut	WTA	Weathered Ash*
KHE	Kirsche	WNB	White Nebbia
LW	Legacy Walnut	WC	Williamsburg Cherry
MW	Mahogany Walnut		

*Finish is Low Sheen

VENEER TABLES WITH VENEER (W) OR HPL (P) TOP OPTIONS

Veneer tables feature UVAdvantage, an ultra-violet finish, on all exposed surfaces by utilizing roll-coat UV technology.

Veneer tables available with Veneer (W) or HPL (P) Top. Must specify Top Material and Finish Color. Tables are available with contrasting chassis and leg colors.

AW	Artisan Walnut	MW	Mahogany Walnut
AS	Asian Night^	MAS	Mesa Sunset*
CO	Columbian Walnut^	MTS	Metropolis Sky
DC	Dark Cherry	ORW	Oak Riftwood*^
DFW	Dark Forest Walnut	PNW	Pinnacle Walnut^
EW	Espresso^	SCH	Select Cherry
FO	Fawn Oak*	SKC	Shaker Cherry^
GC	Golden Cherry	SM	Sugar Maple^
HW	Harvest Walnut	WTA	Weathered Ash*^
HNW	Henna Walnut	WC	Williamsburg Cherry^
LW	Legacy Walnut		

*Finish is Low Sheen

^HPL Color Options with Veneer Tables

TFL TABLES WITH TFL (T) OR HPL (P) TOP OPTIONS

TFL tables available with TFL (T) or HPL (P) Top. Must specify Top Material and Color.

WOODGRAIN

AS	Asian Night	PTK	Portico Teak
BW	Beigewood	RC	River Cherry
CO	Columbian Walnut	SKC	Shaker Cherry
EF	Espresso	SPW	Sepia Walnut
FLW	Florence Walnut	SBP	Smoky Brown Pear
HVM	Harvest Maple	TK	Studio Teak
KHE	Kirsche	SM	Sugar Maple
MNR	Midnight Run	WTA	Weathered Ash
NTM	Natural Marrone	WNB	White Nebbia
ORW	Oak Riftwood	WC	Williamsburg Cherry
PNW	Pinnacle Walnut		

SOLID

BL	Black	WH	Designer White
----	-------	----	----------------

INTERIOR CABINET TABLE ACCENT HPL (P) OPTIONS

Select Veneer tables feature an optional interior HPL accent color. See specific veneer tables for details.

CABL	Black	CAFK	First Kiss
CABSH	Blush	CASG	Slate Grey
CAWH	Designer White	CASV	Summer Vacation
CAFHG	Fashion Grey	CASUS	Surfin USA





TABLE POWER OPTIONS

Power Options + Locations: Specify the grommet, power, and location.

Grommet	<i>Specify</i>		\$ 54
Black	GBR60		
Silver	GSR60		

Additional Power and Grommet Accessories, See [Plush seating](#) section

D150 Wireless Charger			\$ 418
Wireless & Three (3) USB Ports			
Black	01-DOCK150B		
White	01-DOCK150W		

D950 Wireless & USB Charger			\$ 274
Wireless Charging			
Black	01-DOCK950B		
White	01-DOCK950W		




Kia Power			\$ 1007
One (1) Electrical Power and one (1) USB A+C Outlets			
Black	01-KIAB		
Silver	01-KIAS		

TABLE POWER OPTIONS CONTINUE

DUOBEZEL		\$ 697
Two (2) Electrical Power, One (1) USB Charging Port and One (1) 60-Watt USB-C		

Black	01-DUOBEZELB	
White	01-DUOBEZELS	
Silver	01-DUOBEZELW	

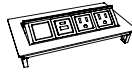
TRIOBEZEL		\$ 749
Three (3) Electrical Power, One (1) USB Charging Port, One (1) 60-Watt USB-C, and One (1) Open Data Port		

Black	01-TRIOBEZELB	
White	01-TRIOBEZELS	
Silver	01-TRIOBEZELW	

Open Port Options for TRIOBEZEL

VGA Data Port	01-LCOMVGA	\$ 125
HDMI Data Port (Open Market Only)	01-LCOMHDMI	\$ 171
RJ45 Data Port	01-LCOMRJ45	\$ 82

DPORT4		\$ 1129
Two (2) USB Outlets, and Two (2) Open Data Port		

Aluminum	01-DPORT4A	
Black	01-DPORT4B	

Port Options for DPORTS

USB Port	01-USBPORT	\$ 166
Voice Coupler	01-VOICE1	\$ 75
Data Port	01-RJ4DATA	\$ 173

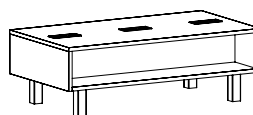
TABLE POWER LOCATIONS

NONE	None	LC	Left and Centered
C	Centered	RC	Right and Centered
R	Right	LR	Left and Right
L	Left	LCR	Left, Right and Centered

L/R: 6" from ends and 12" from front

C: 22½" from ends and 12" from front

All power options available in Left, Right and Center.

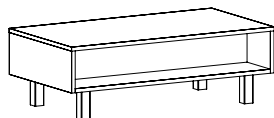


Cocktail Table Shown with Metal Leg and Three TRIOBEZEL on Left and Right and Center

CERTIFICATIONS & COMPLIANCE

- CAL 117-2013 Compliance
- Intertek Sustainability Certified
- BIFMA level® Certified
- BIFMA Compliant® Certified
- TSCA Title VI (CARB) Compliance
- Contributes to LEED®, Green Globes®, and WELL® Sustainable Programs

Item	Model No.		W	D	H	Ship Wt	Cubic Ft	List Price
COCKTAIL TABLE	620-2445CT	Veneer/HPL	45	24	15	77	9.4	W/P\$ 2273
	Veneer Chassis							
	620-2445CTT	TFL	45	24	15	77	9.4	T\$ 1389
	TFL Chassis							P\$ 1516



Shown with Metal Leg

Must Specify (in this order):

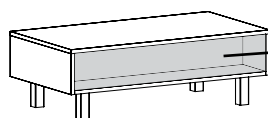
Model #
 Top Material
 Finish/Color
 Cabinet Accent Color (Veneer Only)
 Leg
 Leg Finish/Color
 Power Location
 Power

Description

- Standard with: Metal Legs
- Chassis Available in Veneer (W) or TFL (T); See [Veneer Finishes](#) and [TFL Color Options](#) and Specify
- Top Available with Veneer (W), TFL (T) or HPL (P), See [Veneer/HPL Finishes](#) and [TFL/HPL Color Options](#) and Specify
- Primary Finish and Wood Legs Available in Contrasting Finish Colors
- 9"D Cubby Area on Both Sides of the Table
- Optional Cabinet Interior Accent Color Available on Veneer Tables Only; [See Color Options and Specify](#)
- See [Leg Options](#) and [Power Options](#)

Veneer Table Cabinet Accent Option: Specify Color & Add

Interior Cabinet Table Accent Color	Available on Veneer Tables Only;	\$ 200
See Color Options and Specify		

Interior Cabinet
Accent Color

In partnership with Pledge, a UK-based company, we welcome Spirit.

Spirit has a refined and inviting form, and capitalizes on versatility and comfort. Complete your waiting area, welcoming lobby, or office space with Spirit tables.

CONSTRUCTION

- Non-marring nylon glides included in each leg at floor level
- Tables have 1" TFL or 1½" HPL surface thickness with 1mm PVC edge band and Square edge profile; Designer White, Sugar Maple, and Williamsburg Cherry feature ABS edge bands
- Bases are comprised of bent wire frames or hardwood legs securely attached to a metal substructure.
- Black or Aluminum Powder Coat, and Chrome wireframes
- Ships fully assembled

HOW TO ORDER EXAMPLE

Model No.	Description	Example
ST11C	Top Color	WTA
	Base	STWFA

TFL (T) AND HPL (P) LAMINATE TABLE OPTIONS

WOODGRAIN

AS	Asian Night	PNW	Pinnacle Walnut
BW	Beigewood	PTK	Portico Teak
CO	Columbian Walnut	RC	River Cherry
EF	Espresso	SCH	Select Cherry
FLW	Florence Walnut	SPW	Sepia Walnut
GC	Golden Cherry	SKC	Shaker Cherry
HVM	Harvest Maple	SBP	Smoky Brown Pear
KHE	Kirsche	TK	Studio Teak
MW	Mahogany Walnut	SM	Sugar Maple
MNR	Midnight Run	WTA	Weathered Ash
NTM	Natural Marrone	WNB	White Nebbia
ORW	Oak Riftwood	WC	Williamsburg Cherry

SOLID

BL	Black	FHG	Fashion Grey
WH	Designer White	SG	Slate Grey

TABLE BASE OPTIONS

Not all bases are available on each model. Check availability on pricing pages.

STWFA	Wireframe, Aluminum	N/C
STWFB	Wireframe, Black	N/C
STWFC	Wireframe, Chrome	\$ 62
SLBO	4-Star Wood Base, Blonde Oak	N/C
SLSPW	4-Star Wood Base, Spiced Walnut	N/C

TABLE EDGE PROFILE

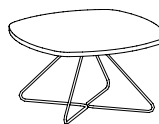


Square

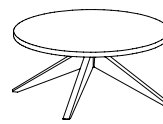
CERTIFICATIONS & COMPLIANCE

- Intertek Sustainability Certified
- BIFMA level® Certified
- BIFMA Compliant® Certified
- TSCA Title VI (CARB) Compliance
- Contributes to LEED®, Green Globes®, and WELL® Sustainable Programs

STATEMENT OF LINE

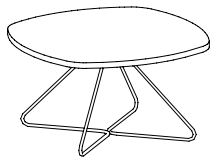


Spirit Table:
ST11C: TFL
ST11CH: HPL
([See Below](#))



Spirit Round Table:
SLT-1W: TFL
SLT-1WH: HPL
([See Below](#))

Item	Model No.		W	D	H	Ship Wt	Cubic Ft	List Price	
SPIRIT TABLE	ST11C	TFL	27	27	17	31	11.4	T\$	891
	ST11CH	HPL	27	27	17	31	11.4	P\$	1075



Must Specify (in this order):

Model #
Top Color
Base Color

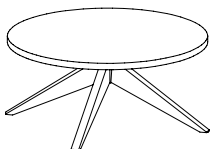
Description

- Standard with: 1" TFL Top or 1½" HPL Top ([See Top Colors and Specify](#)) and Wireframe Base (See Below)
- Features Square Edge Profile

Leg Option: Specify & Add

STWFA	Wireframe, Aluminum	N/C
STWFB	Wireframe, Black	N/C
STWFC	Wireframe, Chrome	\$ 62

SPIRIT ROUND TABLE	SLT-1W	TFL	31½	31½	14½	31	11.4	T\$	1570
	SLT-1WH	HPL	31½	31½	14½	31	11.4	P\$	1740



Must Specify (in this order):

Model #
Top Color
Base Color

Description

- Standard with: 1" TFL Top or 1½" HPL Top ([See Top Colors and Specify](#)) and 4-Star Swivel Wood Base (Select Blonde Oak or Spiced Walnut)
- Features Square Edge Profile









































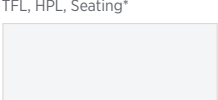


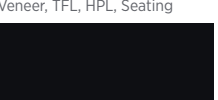
Square

T = TFL P = HPL

For ordering options, [see overview at the beginning of this section.](#)

Surface Materials

Wood Finishes and Woodgrain, and Solid Laminates

					
Aspen White (AWH) SQ1	White Nebbia (WNB) TFL, HPL, Seating	Beigewood (BW) TFL, HPL, Seating*	Natural Beech (NB) SQ1	Sugar Maple (SM) Veneer, TFL, HPL, Seating	Oak Riftwood (ORW) Veneer*, TFL, HPL, Seating*
					
Kirsche (KHE) TFL, HPL, Seating	Fawn Oak (FO) Veneer*, Seating*	Truffle Rain (TR) SQ1	River Cherry (RC) TFL, HPL, Seating*	Mesa Sunset (MAS) Veneer*, Seating*	Natural Marrone (NTM) TFL, HPL, Seating*
					
Studio Teak (TK) TFL, HPL, Seating	Pinnacle Walnut (PNW) Veneer, TFL, HPL, Seating	Harvest Maple (HVM) TFL, HPL, Seating*	Golden Cherry (GC) Veneer, TFL, HPL, Seating	Legacy Walnut (LW) Veneer, Seating	Artisan Walnut (AW) Veneer, Seating
					
Orchard (OR) SQ1	Shaker Cherry (SKC) Veneer, TFL, HPL, Seating	Select Cherry (SCH) Veneer, TFL, HPL, Seating	Williamsburg Cherry (WC) Veneer, TFL, HPL, Seating	Harvest Walnut (HW) Veneer, Seating	Dark Cherry (DC) Veneer, Seating
					
Mahogany Walnut (MW) Veneer, TFL, HPL, Seating	Henna Walnut (HNW) Veneer, Seating	Columbian Walnut (CO) Veneer, TFL, HPL, Seating	Sepia Walnut (SPW) TFL, HPL, Seating*	Florence Walnut (FLW) TFL, HPL, Seating*	Dark Forest Walnut (DFW) Veneer, Seating*
					
Ember Gray (EG) SQ1	Espresso (EW/EF) Veneer, TFL, HPL, Seating	Portico Teak (PTK) TFL, HPL, Seating*	Weathered Ash (WTA) Veneer*, TFL, HPL, Seating*	Smoky Brown Pear (SBP) TFL, HPL, Seating*	Asian Night (AS) Veneer, TFL, HPL, Seating
					
Midnight Run (MNR) TFL, HPL, Seating	Metropolis Sky (MTS) Veneer, Seating	Designer White (WH) TFL, HPL, Seating	Fashion Grey (FHG) TFL, HPL	Slate Grey (SG) TFL, HPL	Black (BL) TFL, HPL, Seating







			
Blush (BSH) HPL Accent (Iconic+Plush Only)	First Kiss (FK) HPL Accent (Iconic+Plush Only)	Surfin USA (SUS) HPL Accent (Iconic+Plush Only)	Summer Vacation (SV) HPL Accent (Iconic+Plush Only)

* Finish is Low Sheen










Frosted & High Gloss Acrylics

				
Frosted (FSTA)	White (WHA)	Wired Mercury (WMA)	Graphite (GPA)	Black (BLA)





Solid Surfaces

					
Snow White (SNW)	Pebble Beach (PE)	Sedona (SE)	Arroyo (AR)	Tundra (TN)	Starry Night (SN)

Metal Options

				
Snow (SNOW)	Oyster White (OYST)	Sugar Cookie (SUGC)	Aluminum (ALUM)	Chrome (CHRM)
				
Gold (GOLD)	Platinum (PLAT)	Mist (MIST)	Black (BLK)	

Glass Options

	
Gloss White (GWHG) (Catalyst + Strut)	Acid Etched White (GWHA) (Catalyst + Strut)
	
Gloss Black (GBLG) (Catalyst + Strut)	Acid Etched Black (GBLA) (Catalyst + Strut)

Colors represented are high-resolution reproductions and may vary slightly from the actual product. To order samples, please contact our Customer Service team or order online at www.indianafurniture.com. Graining and finish colors may vary, yet will continue to complement across Veneer, HPL, TFL, and Seating products due to the inherent differences of these materials.

Indiana[®]

FURNITURE

1919 Hospitality Drive, Suite A
PO Box 270
Jasper, Indiana 47547-0270

Tel 812.482.5727

Tol 800.422.5727

Fax 812.482.9035

sales@indianafurniture.com

www.indianafurniture.com

Federal Classification: Small Business

©2025 Indiana Furniture 6/25

