

# AURA RECEPTION

PRICING EFFECTIVE JUNE 2, 2025



Indiana  
FURNITURE

Being over a century old hasn't slowed us down! Sure, we are still the reliable, ethical company that was born in southern Indiana, steeped in quality, craftsmanship, and service. But have you seen our latest introductions? We are making a splash with design and challenging the concept of modern offices. Go ahead. Take a look. You know you want to.

## Our Pledge to People + Our Planet.

We've been making wood furniture longer than just about anyone...and we want to be doing so for a long time to come. That's a large part of why we take a stewardship approach to our resources. We believe that environmental sustainability and business profits need not be mutually exclusive. They can and should exist side by side in a mutually beneficial relationship. And for more than a century, we've been showing how it's done.

We've proven our commitment to a sustainable future by supporting the standards and programs that protect our home planet and human health. Whether it's local sourcing, reducing contaminants, implementing wellness and safety programs, or diverting waste from landfills, social responsibility is a part of every decision we make at Indiana Furniture.

One of the surest ways to reduce our impact on the planet is to make and buy things that last. And this one's a natural for us. Our products are made with craftsmanship and attention to detail that are a part of our more than a century-long legacy in wood manufacturing. And our products are backed by our 12-year warranty, which facilitates maintenance, servicing and reassembly.

All of our product lines:

- Are manufactured and assembled in the USA,
- Meet or exceed Indoor Air quality standards\*,
- Meet or exceed BIFMA level® Sustainability standards and certification\*,
- Conform to the BIFMA Compliance standards\*,
- Comply with TSCA Title VI (CARB) standards,
- and can contribute to U.S. Green Building's LEED Program.

To learn more, simply go to [www.IndianaFurniture.com/resources](http://www.IndianaFurniture.com/resources).



## Ease of Specification

Whether you're looking to specify your office spaces or simply to visualize them in the options and surface materials you are desiring, we make it easy. You can find the entire Indiana Furniture portfolio on the following third-party, space-planning platforms.



\* Recently launched or new products may still be in testing; Cush Pillows is currently not BIFMA Compliant due to no available compliance test.

Welcoming environments start with furniture that’s warm and inviting. Create a customized work environment through flexible combinations of shells, components, and work surfaces that address multiple configuration options. Subtle details, including multiple pull styles, edge options, overlay panels and molding options allow for a personalized look or seamless blending with any of our standard casegood offerings.

CONSTRUCTION

Aura Reception features a Veneer chassis with your choice of either a Veneer, HPL, or Solid Surface transaction counter. Units ship assembled unless otherwise noted.

VENEER

- Exposed surfaces feature select grade plain sliced hardwood Cherry, Maple, American Black Walnut, or composite veneers
- Veneers are carefully selected and matched to assure proper balance and consistency

TOPS

- Veneer worksurface tops are 3-ply balanced construction and 1½” thick with a self-edge
- Transaction tops are 1½” thick with a 5-ply balanced construction in Veneer, 3-ply balanced construction in High Pressure Laminate
- Transaction tops in Cherry, Maple, and American Black Walnut have solid hardwood rims and are profiled on all sides with mitered corners.
- Optional ¾” thick glass accent top with 1¼” silver standoffs
- Transaction tops in solid surface materials are 1½” thick and available in 6 standard colors
- Grain runs left to right unless otherwise stated

CHASSIS

- Tops and end panels are securely fastened using high quality European fastening systems to ensure maximum strength
- All units have finished backs unless noted
- All pedestals offer optional wire management access from pedestal to kneespace
- All units ship with heavy-duty, adjustable leveling glides to ensure proper leveling and compensation for uneven floors

DRAWERS

- Drawer fronts are 3-ply construction, ¾” thick with matched grain
- Drawer sides, back, and front are ½” thick, woodgrain vinyl wrapped construction with mitered corners
- Box and file drawers have ¾” thick hardboard bottoms and tested for 100lb capacity
- Lateral files feature ¼” thick bottoms. Drawers are tested for 200lb of equally distributed weight (ex: hanging file folders) and 65lbs of bottom load weight (ex: stacked catalogs)
- 5-Sided drawer construction for easy removal of drawer fronts
- All drawers feature full extension, progressive action slides with precision steel ball bearings
- All suspensions have a limited lifetime warranty

FILING

- All file drawers are standard with filing systems designed to accommodate a variety of filing requirements
- Modular component pedestals provide letter filing front to back and legal filing side to side
- Lateral file drawers provide legal or letter filing front to back or side to side

STORAGE

- All hinged doors include soft close hinges, unless noted
- One piece hinge and base plate combination
- Soft close hinges reduce stress placed on the cabinet when the door is closed and offers a quiet closure

LOCKING

- All units with file drawers feature locking
- Removable lock cylinders allow for units to be re-keyed at a later date, if required
- Units are shipped randomly keyed as standard
- Keyed alike units available upon request at no additional charge
- Lock core will match pull color

CORD MANAGEMENT

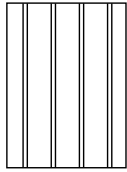
- Grommets may be ordered in the tops
- [See grommet options and locations](#)
- Wire Managers available for additional cord management; [See Accessories](#)

INTERIOR DRAWER DIMENSIONS

<b>Model</b> 62-2418PD1			
<b>Drawers</b>	<b>W</b>	<b>L</b>	<b>D</b>
Box	14⅞”	15⅞”	3½”
File	14⅞”	15⅞”	9¼”
<b>Model</b> 62-2418PD2			
<b>Drawers</b>	<b>W</b>	<b>L</b>	<b>D</b>
File	14⅞”	15⅞”	9¼”
<b>Model</b> 62-2436LF1			
<b>Drawers</b>	<b>W</b>	<b>L</b>	<b>D</b>
Lat File	32⅞”	15⅞”	9¼”
<b>Model</b> 62-2430LF1			
<b>Drawers</b>	<b>W</b>	<b>L</b>	<b>D</b>
Lat File	26⅞”	15⅞”	9¼”
<b>Model</b> 62-2436MF1			
<b>Drawers</b>	<b>W</b>	<b>L</b>	<b>D</b>
Box	14⅞”	15⅞”	3½”
File	14⅞”	15⅞”	9¼”
Lat File	32⅞”	15⅞”	9¼”
<b>Model</b> 62-2430MF1			
<b>Drawers</b>	<b>W</b>	<b>L</b>	<b>D</b>
Box	11⅞”	16⅞”	3½”
File	12⅞”	16⅞”	9¼”
Lat File	26⅞”	15⅞”	9¼”
62-1622CD	Center	19	15
			1⅞”

### FILING CAPABILITIES

#### Drawers with Dimensions: 11 $\frac{5}{16}$ " W x 16 $\frac{3}{16}$ " L

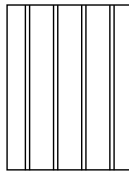


Letter or Legal Side to Side

#### Drawers with Dimensions: 12 $\frac{1}{8}$ " W x 16 $\frac{5}{32}$ " L




Letter Front to Back




Letter or Legal Side to Side

#### Drawers with Dimensions: 14 $\frac{1}{2}$ " W x 15 $\frac{1}{8}$ " L

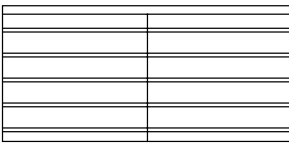


Letter Front to Back

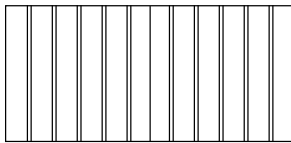


Legal Side to Side

#### Drawers with Dimensions: 32 $\frac{1}{2}$ " W x 15 $\frac{1}{8}$ " L




2 Rows Letter Front to Back

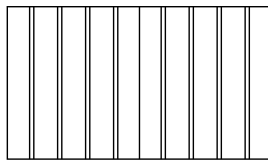


1 Row Legal Side to Side

#### Drawers with Dimensions: 26 $\frac{1}{2}$ " W x 15 $\frac{1}{8}$ " L



2 Rows Letter Front to Back



1 Row Legal Side to Side

### HOW TO ORDER EXAMPLES

	QTY	MODEL NO.	DESCRIPTION	EXAMPLE
DESK SHELL	1	62-3696RS	Top Material	W
			Finish/Color	AW
			Edge Profile	E
			Tackboard	YES
			Upholstery	Momentum
				Grid Chrome
			Grommet	GLR
			Grommet Color	SLV
			Glass Top	YES
			Overlay	YES
			Overlay Color	SC
PEDESTAL	2	62-2418PD1	Finish	AW
			Pull/Color	AAC
			Wire	WMENDS
			Management	

### VENEER (W) OPTIONS AVAILABLE

Veneer features UVAdvantage, an ultra-violet finish, on all exposed surfaces by utilizing roll-coat UV technology

AW	Artisan Walnut	MW	Mahogany Walnut
AS	Asian Night*	MAS	Mesa Sunset*,**
CO	Columbian Walnut	MTS	Metropolis Sky*
DC	Dark Cherry	ORW	Oak Riftwood*,**
DFW	Dark Forest Walnut	PNW	Pinnacle Walnut*
EW	Espresso	SCH	Select Cherry
FO	Fawn Oak**	SKC	Shaker Cherry
GC	Golden Cherry	SM	Sugar Maple*
HW	Harvest Walnut	WTA	Weathered Ash*,**
HNW	Henna Walnut*	WC	Williamsburg Cherry
LW	Legacy Walnut		

\* Composite Veneer/ \*\* Finish is Low Sheen

### ADDITIONAL OVERLAY COLOR OPTIONS

SC	Sugar Cookie	WH	White
----	--------------	----	-------

### HPL (P) LAMINATE TRANSACTION TOP OPTIONS

#### WOODGRAIN

AS	Asian Night	PNW	Pinnacle Walnut
CO	Columbian Walnut	SCH	Select Cherry
EF	Espresso	SKC	Shaker Cherry
GC	Golden Cherry	SM	Sugar Maple
MW	Mahogany Walnut	WTA	Weathered Ash
ORW	Oak Riftwood	WC	Williamsburg Cherry

### SOLID SURFACE (S) TRANSACTION TOP OPTIONS

AR	Arroyo	SNW	Snow White
PE	Pebble Beach	SN	Starry Night
SE	Sedona	TN	Tundra

## EDGE PROFILES

### CHASSIS/WORKSURFACES

Y Square


### TRANSACTION TOPS

B	Bevel	Y	Square*
D	Bullnose	Z	Tail
X	Flute*	E	Tri-Round
O	Phoenix	N	Waterfall
A	Radius		

\* Composite Veneers available only in Square (Y) profile

### SOLID SURFACE TRANSACTION TOPS

S1 Straight



Bevel (B) Bullnose (D) Flute (X) Phoenix (P)



Radius (A) Square (Y) Tail (Z) Tri-Round (E)



Waterfall (N) Straight (S1)

## PULL OPTIONS

Note: Lock Core will match Pull Color

AAV	Alcove, Aluminum	BBT	Bow Tie, Black
BAV	Alcove, Black	NBT	Bow Tie, Nickel
CAV	Alcove, Chrome	AFL	Flair, Aluminum
AAC	Arc, Aluminum	CFL	Flair, Chrome
BAC	Arc, Black	AQD	Quadra, Aluminum
ABM	Beam, Aluminum	BQD	Quadra, Black
BBM	Beam, Black		



Alcove (AAV) Aluminum - 5 1/2" Alcove (BAV) Black - 5 1/2" Alcove (CAV) Chrome - 5 1/2" Arc (AAC) Aluminum - 5" Arc (BAC) Black - 5"



Beam (ABM) Aluminum - 10 1/4" Beam (BBM) Black - 10 1/4" Bow Tie (NBT) Nickel - 5 1/2" Bow Tie (BBT) Black - 5 1/2"



Flair (AFL) Aluminum - 5 1/2" Flair (CFL) Chrome - 5 1/2" Quadra (AQD) Aluminum - 4" Quadra (BQD) Black - 4"

## GROMMET OPTIONS & LOCATIONS

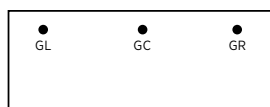
Multiple locations may be selected. Black = BLK and Silver = SLV

GC	Grommet, Center - Specify BLK or SLV	\$	54
GL	Grommet, Left - Specify BLK or SLV	\$	54
GR	Grommet, Right - Specify BLK or SLV	\$	54

Verify Grommet Option is available on the model(s) you are specifying using the following location information. Grommets may be ordered in non-standard locations. Call Customer Service to assist with specification and/or please attach a drawing to the PO showing the location of the grommet. Note additional charges and lead times may apply.

### Models

62-3696RSS	62-3690RSS	62-3684RSS	62-3678RSS
62-3672RSS	62-3666RSS	62-3660RSS	62-3696RS
62-3690RS	62-3684RS	62-3678RS	62-3672RS
62-3666RS	62-3660RS		

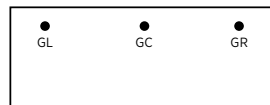


GL/GR: Located 6" from ends and 32 3/8" from user side

GC: Located 32 3/8" from user side

### Models

62-3096RSS	62-3090RSS	62-3084RSS	62-3078RSS
62-3072RSS	62-3066RSS	62-3060RSS	62-3096RS
62-3090RS	62-3084RS	62-3078RS	62-3072RS
62-3066RS	62-3060RS		



GL/GR: Located 6" from ends and 26 3/8" from user side

GC: Located 26 3/8" from user side

### Models

62-2560RSLF	62-2560RSRF	62-2554RSLF	62-2554RSRF
62-2548RSLF	62-2548RSRF	62-2542RSLF	62-2542RSRF
62-2536RSLF	62-2536RSRF		

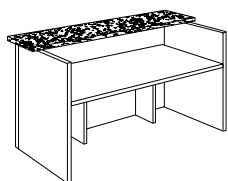


GL/GR: Located 6" from ends and 20" from user side

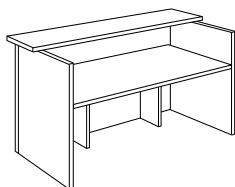
GC: Located 20" from user side

## CERTIFICATIONS & COMPLIANCE

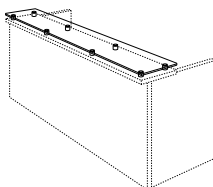
- Intertek Sustainability Certified
- BIFMA level® Certified
- BIFMA Compliant Certified
- TSCA Title VI (formerly CARB) Compliance
- Contributes to LEED®, Green Globes®, and WELL® Sustainable Programs



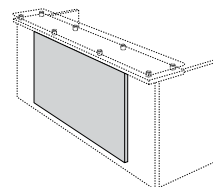
Reception Desk Shells with Solid Surface Transaction Counters  
[\(See Details\)](#)



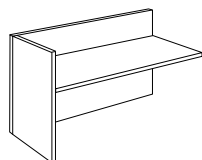
Reception Desk Shells with Veneer/HPL Transaction Counters  
[\(See Details\)](#)



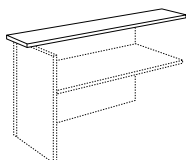
Optional Glass Transaction Top for Desk Shells with Wood Transaction Counters  
[\(See Details\)](#)



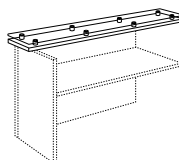
Optional Modesty Panel Overlay for Desk Shells  
[\(See Details\)](#)



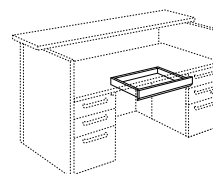
Reception Station Return Shell  
[\(See Details\)](#)



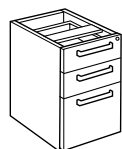
Return Transaction Counter  
[\(See Details\)](#)



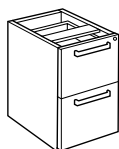
Optional Glass Transaction Top for Return Shells with Wood Transaction Counters  
[\(See Details\)](#)



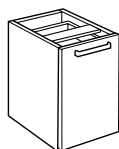
Optional Center Drawer  
[\(See Details\)](#)



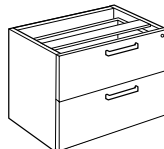
Component Ped Box/Box/File  
[\(See Details\)](#)



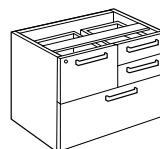
Component Ped File/File  
[\(See Details\)](#)



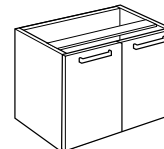
Component Ped Door Bookcase  
[\(See Details\)](#)



Component Ped Lateral File  
[\(See Details\)](#)

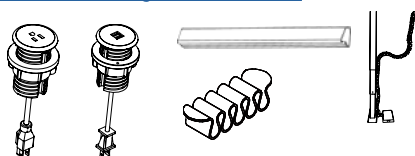


Component Ped Multi-File  
[\(See Details\)](#)



Component Ped Double Door Bookcase  
[\(See Details\)](#)

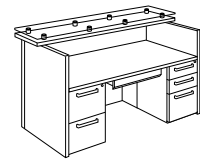
[Power + Wire Management Accessories](#)



[Reception Desk Shell Tackboards](#)



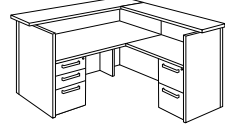
Item	Model No.	Width	Depth	Height	Ship Wt	Cubic Ft	List Price
RECEPTION DESK DOUBLE PED WITH GLASS TOP	62-1	74	39	42	472	97.2	P\$ 14765 W\$ 14844



CONSIST OF:	QTY		
62-3672RS	1	Reception Station Shell	P\$ 5721 W\$ 5800
62-72SOG	1	Optional Glass Top	\$ 2801
62-2418PD1	1	Modular Pedestal with Box/Box/File	\$ 2866
62-2418PD2	1	Modular Pedestal with File/File	\$ 2866
62-1622CD	1	Center Drawer	\$ 511

Products are available as left or right, where applicable

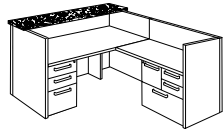
RECEPTION STATION L-UNIT	62-2	80	82	42	587	141.3	P\$ 15366 W\$ 15548
--------------------------	------	----	----	----	-----	-------	------------------------



CONSIST OF:	QTY		
62-3678RS	1	Reception Station Shell	P\$ 6008 W\$ 6088
62-2418PD1	1	Modular Pedestal with Box/Box/File	\$ 2866
62-2542RSRF	1	Reception Station Return Shell - Right	\$ 2298
62-1270RTP	1	Return Shell Transaction Top	P\$ 1328 W\$ 1430
62-2418PD2	1	Modular Pedestal with File/File	\$ 2866

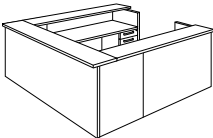
Products are available as left or right, where applicable

RECEPTION STATION L-UNIT WITH SOLID SURFACE	62-3	96¾	96¾	42	664	161.9	\$ 18091
---	------	-----	-----	----	-----	-------	----------

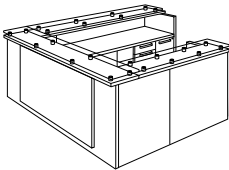


CONSIST OF:	QTY		
62-3672RSS	1	Reception Station Shell with Solid Surface Top	\$ 7989
62-2418PD1	1	Modular Pedestal with Box/Box/File	\$ 2866
62-2560RSRF	1	Reception Station Return Shell - Right	\$ 2758
62-2436MF1	1	Modular Pedestal with Multi-File	\$ 4478

Products are available as left or right, where applicable

Item	Model No.	Width	Depth	Height	Ship Wt	Cubic Ft	List Price
RECEPTION STATION U-UNIT	62-4	86	88	42	755	187.2	P\$ 19558 W\$ 19862
							
<b>CONSIST OF:</b>		<b>QTY</b>					
62-3084RS	1	Reception Station Shell					P\$ 5800 W\$ 5892
62-2554RSLF	1	Reception Station Return Shell - Left					\$ 2621
62-2554RSRF	1	Reception Station Return Shell - Right					\$ 2621
62-1276RTP_62-4	2	Transaction Riser for Return Shell					P\$ 2784
62-1276RTP_62-4							W\$ 2996
62-2418PD1	1	Modular Pedestal with Box/Box/File					\$ 2866
62-2418PD2	1	Modular Pedestal with File/File					\$ 2866

Products are available as left or right, where applicable

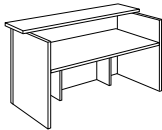
RECEPTION STATION U-UNIT WITH GLASS TOPS	62-5	86	94	42	804	19.8	P\$ 31153 W\$ 31395
							
<b>CONSIST OF:</b>		<b>QTY</b>					
62-3084RS	1	Reception Station Shell					P\$ 5800 W\$ 5892
62-84SOG	1	Optional Glass Top					\$ 3325
62-2542RSLF	1	Reception Station Return Shell - Left					\$ 2298
62-2560RSRF	1	Reception Station Return Shell - Right					\$ 2758
62-2418PD1	1	Modular Pedestal with Box/Box/File					\$ 2866
62-2436MF1	1	Modular Pedestal with Multi-File					\$ 4478
62-1264RTP	1	Transaction Riser for Return Shell					P\$ 1274 W\$ 1344
62-64SOG	1	Optional Glass Top					\$ 2701
62-1282RTP	1	Transaction Riser for Return Shell					P\$ 1467 W\$ 1547
62-82SOG	1	Optional Glass Top					\$ 3262
62-OV84	1	Modesty Panel Overlay					\$ 924

Products are available as left or right, where applicable

**Pricing Codes:**  
P= Laminate Top  
W= Wood Top

[See Aura Reception Intro Section for Ordering Options](#)




Item	Model No.	Width	Depth	Height	K	R	Ship Wt	Cubic Ft	List Price
<div>RECEPTION DESK SHELL WITH TRANSACTION TOP</div> <div></div> <div>Must Specify (in this order): Model # Transaction Top Material Finish/Color Edge Profile Tackboard Tackboard Fabric Grommet Location Grommet Color Overlay Overlay Color</div>	62-3060RS 58" Worksurface	60	33	42	57¾	3	183	65.0	P\$ 4975 W\$ 5082
	62-3066RS 64" Worksurface	66	33	42	63¾	3	207	72.0	P\$ 5099 W\$ 5223
	62-3072RS 70" Worksurface	72	33	42	69¾	3	226	77.0	P\$ 5358 W\$ 5435
	62-3078RS 76" Worksurface	78	33	42	75¾	3	238	90.0	P\$ 5573 W\$ 5686
	62-3084RS 82" Worksurface	84	33	42	81¾	3	263	93.0	P\$ 5800 W\$ 5892
	62-3090RS 88" Worksurface	90	33	42	87¾	3	281	101.0	P\$ 5958 W\$ 6040
	62-3096RS 94" Worksurface	96	33	42	93¾	3	299	108.0	P\$ 6307 W\$ 6382
	62-3660RS 58" Worksurface	60	39	42	57¾	3	220	65.0	P\$ 5337 W\$ 5436
	62-3666RS 64" Worksurface	66	39	42	63¾	3	249	72.0	P\$ 5456 W\$ 5566
	62-3672RS 70" Worksurface	72	39	42	69¾	3	271	77.0	P\$ 5721 W\$ 5800
	62-3678RS 76" Worksurface	78	39	42	75¾	3	285	90.0	P\$ 6008 W\$ 6088
	62-3684RS 82" Worksurface	84	39	42	81¾	3	315	93.0	P\$ 6255 W\$ 6339
	62-3690RS 88" Worksurface	90	39	42	87¾	3	377	101.0	P\$ 6442 W\$ 6513
	62-3696RS 94" Worksurface	96	39	42	93¾	3	359	108.0	P\$ 6803 W\$ 6860

Description

- Vertical Woodgrain on Chassis; Side-to-Side Woodgrain on Worksurface
- Available with Veneer (W) or HPL (P) Transaction Top, Must Specify
- Veneer Worksurface and Shell Desk with 12"D Veneer or HPL Transaction Top
- Worksurface Features Square Profiled Edge
- Transaction Top Profiled on All 4 Sides
- Stiffener Bar ([See Sizes](#)) Recommended Surfaces Not Supported by a Pedestal
- Optional Contrasting Modesty Panel Overlay ([See Overlay Options](#))
- Additional Options: Worksurface Grommet ([See Options and Locations](#)), Glass Transaction Top ([See Glass Sizes](#)), Center Drawer ([See Center Drawer](#)), Tackboard ([See Tackboards](#)), Wire Management, Sand Dollar Power and USB (Sold Separately, [See Accessories](#))

Pricing Codes:  
P= Laminate Top  
W= Wood Top

[See Aura Reception Intro Section for Ordering Options](#)

Item	Model No.	Width	Depth	Height	K	R	Ship Wt	Cubic Ft	List Price
<b>RECEPTION DESK SHELL WITH SOLID SURFACE TRANSACTION TOP</b>  	62-3060RSS 58" Worksurface	60	33	42	57¾	3	213	65.0	\$ 7035
	62-3066RSS 64" Worksurface	66	33	42	63¾	3	237	72.0	\$ 7335
	62-3072RSS 70" Worksurface	72	33	42	69¾	3	256	77.0	\$ 7675
	62-3078RSS 76" Worksurface	78	33	42	75¾	3	267	90.0	\$ 8195
	62-3084RSS 82" Worksurface	84	33	42	81¾	3	293	93.0	\$ 8567
	62-3090RSS 88" Worksurface	90	33	42	87¾	3	311	101.0	\$ 8920
	62-3096RSS 94" Worksurface	96	33	42	93¾	3	329	108.0	\$ 9502
	62-3660RSS 58" Worksurface	60	39	42	57¾	3	250	65.0	\$ 7349
	62-3666RSS 64" Worksurface	66	39	42	63¾	3	279	72.0	\$ 7640
	62-3672RSS 70" Worksurface	72	39	42	69¾	3	301	77.0	\$ 7989
	62-3678RSS 76" Worksurface	78	39	42	75¾	3	315	90.0	\$ 8548
	62-3684RSS 82" Worksurface	84	39	42	81¾	3	345	93.0	\$ 8931
	62-3690RSS 88" Worksurface	90	39	42	87¾	3	367	101.0	\$ 9304
	62-3696RSS 94" Worksurface	96	39	42	93¾	3	389	108.0	\$ 9896

Must Specify (in this order):

Model #  
Finish  
Solid Surface Color  
Solid Surface Edge  
Tackboard  
Tackboard Fabric  
Grommet Location  
Grommet Color  
Overlay  
Overlay Color

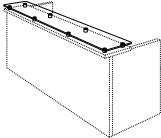
**Description**

- Vertical Woodgrain on Chassis; Side-to-Side Woodgrain on Worksurface
- Veneer Shell Desk with 12"D Solid Surface Transaction Top
- Worksurface Features Square Profiled Edge
- Transaction Top Profiled on All 4 Sides
- Optional Contrasting Modesty Panel Overlay ([See Overlay Options](#))
- Additional Options: Worksurface Grommet ([See Options and Locations](#)), Glass Transaction Top ([See Glass Sizes](#)), Center Drawer ([See Center Drawer](#)), Tackboard ([See Tackboards](#)), Wire Management, Sand Dollar Power and USB (Sold Separately, [See Accessories](#))

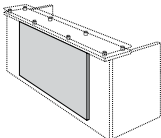
**Pricing Codes:**

P= Laminate Top  
W= Wood Top

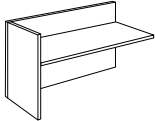
[See Aura Reception Intro Section for Ordering Options](#)

Item	Model No.	Width	Depth	Height	Ship Wt	Cubic Ft	List Price
<b>GLASS TRANSACTION TOP FOR DESK SHELLS</b> 	62-60SOG For Use With 60"W Reception Desk Shells	62	12	3⁄8	-	-	\$ 2684
	62-66SOG For Use With 66"W Reception Desk Shells	68	12	3⁄8	-	-	\$ 2741
	62-72SOG For Use With 72"W Reception Desk Shells	74	12	3⁄8	-	-	\$ 2801
	62-78SOG For Use With 78"W Reception Desk Shells	80	12	3⁄8	-	-	\$ 2861
	62-84SOG For Use With 84"W Reception Desk Shells	86	12	3⁄8	-	-	\$ 3325
	62-90SOG For Use With 90"W Reception Desk Shells	92	12	3⁄8	-	-	\$ 3386
	62-96SOG For Use With 96"W Reception Desk Shells	98	12	3⁄8	-	-	\$ 3442

- Description**
- For Desks with Veneer (W) or HPL (P) Transaction Tops
  - Glass Top Featured a Self-Edge on All 4 Sides with 1⁄4" Silver Standoff
  - Must be Field Installed
  - Only Available on Bullnose, Tri-Round, Fluted, Square, or Tail Edge Tops ([See Edge Profiles](#))

<b>MODESTY PANEL OVERLAY FOR DESK SHELLS</b>   <u>Must Specify (in this order):</u> Model # Color	62-OV60 For Use With 60"W Reception Desk Shells	36	1	37½	-	-	\$ 601
	62-OV66 For Use With 66"W Reception Desk Shells	42	1	37½	-	-	\$ 692
	62-OV72 For Use With 72"W Reception Desk Shells	48	1	37½	-	-	\$ 758
	62-OV78 For Use With 78"W Reception Desk Shells	54	1	37½	-	-	\$ 842
	62-OV84 For Use With 84"W Reception Desk Shells	60	1	37½	-	-	\$ 924
	62-OV90 For Use With 90"W Reception Desk Shells	66	1	37½	-	-	\$ 992
	62-OV96 For Use With 96"W Reception Desk Shells	72	1	37½	-	-	\$ 1050

- Description**
- Veneer (W) Finish Color, Sugar Cookie (SC) or White (WH) Painted Accent Panel Creates Contemporary Modern Style
  - Ships Factory Installed on Corresponding Width Reception Station Desk Shells

Item	Model No.		Width	Depth	Height	K	Ship Wt	Cubic Ft	List Price
<b>RECEPTION STATION RETURN SHELL</b>  	<b>Left</b>	<b>Right</b>							
	62-2536RSLF	62-2536RSRF	36	25 $\frac{3}{8}$	40 $\frac{1}{2}$	34 $\frac{13}{16}$	87	26.0	\$ 2150
	62-2542RSLF	62-2542RSRF	42	25 $\frac{3}{8}$	40 $\frac{1}{2}$	40 $\frac{13}{16}$	102	30.0	\$ 2298
	62-2548RSLF	62-2548RSRF	48	25 $\frac{3}{8}$	40 $\frac{1}{2}$	46 $\frac{13}{16}$	116	32.0	\$ 2412
	62-2554RSLF	62-2554RSRF	54	25 $\frac{3}{8}$	40 $\frac{1}{2}$	52 $\frac{13}{16}$	125	35.0	\$ 2621
	62-2560RSLF	62-2560RSRF	60	25 $\frac{3}{8}$	40 $\frac{1}{2}$	58 $\frac{13}{16}$	139	39.0	\$ 2758

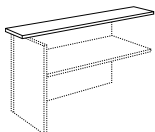
Shown as Left

Must Specify (in this order):

Model #  
Finish  
Grommet Location  
Grommet Color

**Description**

- Vertical Woodgrain on Chassis; Front to Back on Worksurface
- Worksurface Features Square Edge
- See Below for Coordinating Optional Transaction Top and Glass Top (See Below and Page 565)
- Stiffener Bar ([See Sizes](#)) Recommended Surfaces Not Supported by a Pedestal
- Additional Options: Worksurface Grommet ([See Options and Locations](#)), Transaction Top (See Below), Wire Management, Sand Dollar Power and USB (Sold Separately, [See Accessories](#))

<b>WOOD TRANSACTION TOP FOR RETURN SHELL</b>  	62-1258RTP	58	12	1 $\frac{1}{32}$	-	30	2.1	P\$ 1240
	For Use with 30"D Desks and 36"W Returns							W\$ 1305
	62-1264RTP	64	12	1 $\frac{1}{32}$	-	33	2.3	P\$ 1274
	For Use with 36"D Desks and 36"W Returns / 33"D Desks and 42"W Returns							W\$ 1344
	62-1270RTP	70	12	1 $\frac{1}{32}$	-	36	2.5	P\$ 1328
	For Use with 36"D Desks and 42"W Returns / 33"D Desks and 48"W Returns							W\$ 1430
	62-1276RTP	76	12	1 $\frac{1}{32}$	-	39	2.7	P\$ 1392
	For Use with 36"D Desks and 48"W Returns / 33"D Desks and 54"W Returns							W\$ 1498
<u>Must Specify (in this order):</u>	62-1282RTP	82	12	1 $\frac{1}{32}$	-	42	2.9	P\$ 1467
	For Use with 36"D Desks and 54"W Returns / 33"D Desks and 60"W Returns							W\$ 1547
	62-1288RTP	88	12	1 $\frac{1}{32}$	-	45	3.5	P\$ 1501
	For Use with 36"D Desks and 60"W Returns							W\$ 1596

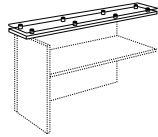
**Description**

- Transaction Top for Use on the Return Shell (See Above)
- Profiled on All 4 Sides with Reverse Shape on Joining End
- Grain Runs Front to Back on Veneer Top; Side to Side on HPL (P) Top
- Optional Glass Transaction Top ([See Glass Sizes](#))

**Pricing Codes:**

P= Laminate Top  
W= Wood Top

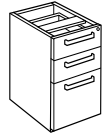
[See Aura Reception Intro Section for Ordering Options](#)

Item	Model No.	Width	Depth	Height	Ship Wt	Cubic Ft	List Price
<b>GLASS TOP FOR WOOD TRANSACTION TOPS FOR RETURN SHELL</b> 	62-58SOG For Use with 58"W Wood Transaction Top	58	12	3⁄8	-	-	\$ 2640
	62-64SOG For Use with 64"W Wood Transaction Top	64	12	3⁄8	-	-	\$ 2701
	62-70SOG For Use with 70"W Wood Transaction Top	70	12	3⁄8	-	-	\$ 2760
	62-76SOG For Use with 76"W Wood Transaction Top	76	12	3⁄8	-	-	\$ 2824
	62-82SOG For Use with 82"W Wood Transaction Top	82	12	3⁄8	-	-	\$ 3262
	62-88SOG For Use with 88"W Wood Transaction Top	88	12	3⁄8	-	-	\$ 3352

Must Specify (in this order):  
Model #  
Edge Profile

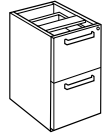
Description

- Glass Top Featured a Self-Edge on All 4 Sides with 1 ¼" Silver Standoff
- Field Installed on Corresponding Width Return Risers
- Only Available on Bullnose, Tri-Round, Fluted, Square, or Tail Edge Tops ([See Edge Profiles](#))

<b>MODULAR PEDESTAL WITH BOX/BOX/FILE</b> 	62-2418PD1	18	24	28¼	82	9.4	\$ 2866
<b>Description</b> <ul style="list-style-type: none"><li>• Box/Box/File Locking Modular Pedestal; Legal Width Provides Legal or Letter Filing</li><li>• Lock Core Color will Coordinate with Pull Selection</li><li>• Vertical Grain on Chassis and Drawer Fronts</li></ul>							
<b>Options: Specify &amp; Add</b>							
WMENDS Wire Management on Both Side Panels							\$ 173

Must Specify (in this order):  
Model #  
Finish  
Pull  
Wire Management

Options: Specify & Add


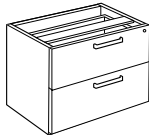
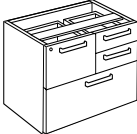
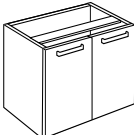
<b>MODULAR PEDESTAL WITH FILE/FILE</b> 	62-2418PD2	18	24	28¼	82	9.4	\$ 2866
<b>Description</b> <ul style="list-style-type: none"><li>• File/File Locking Modular Pedestal; Legal Width Provides Legal or Letter Filing</li><li>• Lock Core Color will Coordinate with Pull Selection</li><li>• Vertical Grain on Chassis and Drawer Fronts</li></ul>							
<b>Options: Specify &amp; Add</b>							
WMENDS Wire Management on Both Side Panels							\$ 173

Must Specify (in this order):  
Model #  
Finish  
Pull  
Wire Management

Options: Specify & Add

Pricing Codes:  
P= Laminate Top  
W= Wood Top

[See Aura Reception Intro Section for Ordering Options](#)

Item	Model No.	Width	Depth	Height	Ship Wt	Cubic Ft	List Price
<b>MODULAR PEDESTAL SINGLE DOOR BOOKCASE</b> 	<b>Left</b>	<b>Right</b>					
	62-2418PD4L	62-2418PD4R	18	24	28¼	82	9.4
							\$ 2625
<b>Description</b> <ul style="list-style-type: none"> <li>One Door with a 12"D Adjustable Shelf Inside Cabinet</li> <li>Vertical Grain on Chassis and Drawer Fronts</li> </ul>							
<b>Options: Specify &amp; Add</b>							
LKT Optional Locking Doors (Lock Core Color will Coordinate with Pull)							\$ 71
WMENDS Wire Management on Both Side Panels							\$ 173
<b>MODULAR PEDESTAL LATERAL FILE</b> 	62-2430LF1		30	24	28¼	119	14.4
							\$ 3584
	62-2436LF1		36	24	28¼	143	17.2
							\$ 3636
<b>Description</b> <ul style="list-style-type: none"> <li>Double Lateral File Locking Modular Pedestal; Drawers Provides Legal or Letter Filing</li> <li>Lock Core Color will Coordinate with Pull Selection</li> <li>Vertical Grain on Chassis and Drawer Fronts</li> </ul>							
<b>Options: Specify &amp; Add</b>							
WMENDS Wire Management on Both Side Panels							\$ 173
<b>MODULAR PEDESTAL MULTI-FILE</b> 	62-2430MF1		30	24	28¼	119	14.4
							\$ 4413
	62-2436MF1		36	24	28¼	143	17.2
							\$ 4478
<b>Description</b> <ul style="list-style-type: none"> <li>Box/Box/File Over Lateral File</li> <li>Locking File Drawer Provides Legal or Letter Filing</li> <li>Lock Core Color will Coordinate with Pull Selection</li> <li>Vertical Grain on Chassis and Drawer Fronts</li> </ul>							
<b>Options: Specify &amp; Add</b>							
WMENDS Wire Management on Both Side Panels							\$ 173
<b>MODULAR PEDESTAL DOUBLE DOOR BOOKCASE</b> 	62-2430DB		30	24	28¼	105	14.4
							\$ 3189
	62-2436DB		36	24	28¼	145	17.2
							\$ 3314
<b>Description</b> <ul style="list-style-type: none"> <li>Adjustable 12"D Shelf Inside Cabinet</li> <li>Vertical Grain on Chassis and Drawer Fronts</li> <li>Optional Locking Doors (See Below)</li> </ul>							
<b>Options: Specify &amp; Add</b>							
LKT Optional Locking Doors (Lock Core Color will Coordinate with Pull)							\$ 94
WMENDS Wire Management on Both Side Panels							\$ 173

Must Specify (in this order):

Model #  
Finish  
Pull  
Wire Management

Must Specify (in this order):

Model #  
Finish  
Pull  
Wire Management

Must Specify (in this order):

Model #  
Finish  
Pull  
Wire Management

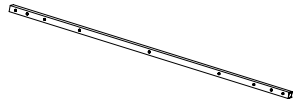
Must Specify (in this order):

Model #  
Finish  
Pull  
Locking Door  
Wire Management

**Pricing Codes:**  
P= Laminate Top  
W= Wood Top

[See Aura Reception Intro Section for Ordering Options](#)

Item	Model No.	Width	Depth	Height	Ship Wt	Cubic Ft	List Price
STIFFENER BAR	01-00048SB	48	1¾	¾	5	0.3	\$ 125
	01-00060SB	60	1¾	¾	8	0.3	\$ 133



- Description**
- Reinforces Worksurfaces with Large Kneespace Widths
  - Includes End Caps to Cover Sharp Edges
  - Recommended in Kneespaces 60" or Greater
  - Field Installed

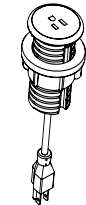
ROUND GROMMET COVER FIELD INSTALLED	01-GRMTBK	Black	-	-	-	-	\$ 11
	01-GRMTSL	Silver					



OPEN MARKET ONLY  
(SILVER)

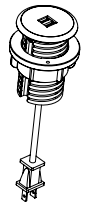
- Description**
- 60mm Round Grommet Cover
  - Field Installed

SINGLE POWER SAND DOLLAR	01-SAND60PW	White	3	3	4	1	0.2	\$ 101
	01-SAND60PB	Black						
	01-SAND60PS	Silver						



- Description**
- Unit is 2" Diameter; Mounts in 60mm Round Grommet Cutout
  - 6' Cord
  - Single Power Outlet

DOUBLE USB SAND DOLLAR	01-SAND60UW	White	3	3	4	1	0.2	\$ 286
	01-SAND60UB	Black						
	01-SAND60US	Silver						

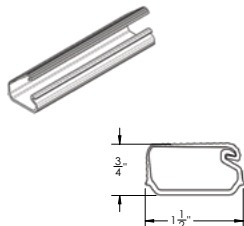


- Description**
- Unit is 2" Diameter; Mounts in 60mm Round Grommet Cutout
  - 6' Cord
  - Dual USB Outlets

**Pricing Codes:**  
P= Laminate Top  
W= Wood Top

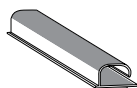
[See Aura Reception Intro Section for Ordering Options](#)

Item	Model No.	Width	Depth	Height	Ship Wt	Cubic Ft	List Price
WIRE MANAGEMENT CHANNEL	01-WMGR4	16	1½	¾	1	-	\$ 120

**Description**

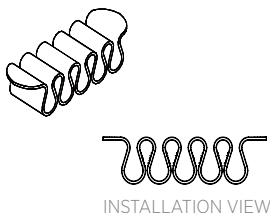
- Set of Four (4) Black Plastic Wire Management Channels
- Snap Lock Channel
- Attaches with Adhesive Strips
- Ships via UPS Only

WIRE CHANNEL	01-32125	24	1 5/8	1	.25	0.3	\$ 109
--------------	----------	----	-------	---	-----	-----	--------

**Description**

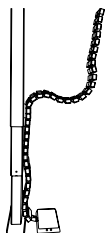
- Available in Black
- Channels Attach with 2 Double-Sided Installation Tape
- Open J Channel for Easy Storage of Cables

CABLE GRIP	01-WMGRCB	5 3/8	1½	-	-	-	\$ 18
------------	-----------	-------	----	---	---	---	-------

**Description**

- Under Surface Wire Management
- Black

LINK 360 CABLE MANAGER	01-0251LINKSLV Silver	5 3/16	3 3/16	30-51	4	3.0	\$ 403
	01-0251LINKBLK Black	5 3/16	3 3/16	30-51	4	3.0	\$ 365

**Description**

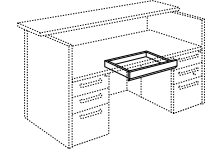
- Kit Includes: 50 Link 360™ elements, 1 Quad Connector, 1 Dumbbell Connector, 1 Foot Assembly with Two (2) Magnetic Clips
- Can Be Used For Height-Adjustable Mechanisms Up To 51" or Free-Standing Use

**Pricing Codes:**  
P= Laminate Top  
W= Wood Top

[See Aura Reception Intro Section for Ordering Options](#)



Item	Model No.	Width	Depth	Height	Ship Wt	Cubic Ft	List Price
CENTER DRAWER	62-1622CD	22	16	2¾	7	1.4	\$ 511



- Description**
- Fits Desks and Returns
  - Built in Pen Tray
  - Field Installed Only

Must Specify (in this order):  
Model #  
Finish

RECEPTION DESK SHELL TACKBOARDS 9" H					Grades						
Model #	Size	COM ydg	COM, 1, 2 or 3		4	5	6	7	8	9	10
TB-6260	60"	1.75	\$ 226	482	601	721	893	1073	1283	1525	
TB-6266	66"	2.00	\$ 240	532	668	806	1002	1208	1448	1724	
TB-6272	72"	2.25	\$ 264	593	746	901	1121	1353	1623	1934	
TB-6278	78"	2.50	\$ 321	686	856	1029	1274	1531	1831	2176	
TB-6284	84"	2.50	\$ 327	692	862	1035	1280	1537	1837	2182	
TB-6290	90"	2.75	\$ 346	748	935	1124	1394	1677	2007	2387	
TB-6296	96"	3.00	\$ 363	801	1005	1212	1506	1815	2175	2589	

Must Specify (in this order):  
Model #  
Tackboard Fabric Vendor, Pattern,  
and Color

- Description**
- Coordinates with Reception Desk Shells
  - Factory Installed

**Pricing Codes:**  
P= Laminate Top  
W= Wood Top

[See Aura Reception Intro Section for Ordering Options](#)



# Indiana FURNITURE

## ORDERING INFORMATION

All orders should be emailed to [neworders@indianafurniture.com](mailto:neworders@indianafurniture.com).  
Orders can be faxed to 812-482-9035 or mailed to:

Indiana Furniture  
P.O. Box 270, 1919 Hospitality Dr., Ste. A  
Jasper, IN 47547-0270

## ORDER PROCEDURE

All orders must include purchase order number, billing address, ship-to address and phone number, and any special instructions.

- purchase order number
- complete quantity for all units
- billing address
- model number
- ship-to address
- fabric (seating, tackboards, etc.)
- phone number
- finish
- any special instructions
- any other applicable option

Within each series, an example of "How to Order" is illustrated at the beginning of each series section. For further clarification, contact Customer Service.

## PRICING

All prices shown are suggested retail prices F.O.B. Point of Origin, freight prepaid and allowed to one continental US destination. Prices, specifications and materials are subject to change without notice. Possession and/or distribution of this price list does not in itself constitute an offer to sell. Orders can be received only from authorized Indiana Furniture dealers. Orders will be billed at prices prevailing at time of shipment, unless acknowledged prior to the effective date of the price change, in which case billing will be at the price acknowledged.

## ACKNOWLEDGMENT

All orders will be acknowledged promptly, showing how the order was entered, its approximate shipping date and other pertinent information. This acknowledgment is the final agreement between the customer and Indiana Furniture and is the exclusive statement of the terms thereof. Please examine this acknowledgment carefully and advise Indiana Furniture immediately of any discrepancies. Shipping fees are listed on direct bill contract orders and GSA, but not on commercial order acknowledgments or dealer-billed orders.

## BUYER'S OBLIGATION: RIGHTS OF SELLER

If Indiana Furniture shall at any time doubt Buyer's financial responsibility, Indiana Furniture may decline to make shipments hereunder except upon receipt of cash payment in advance or security or other proof of responsibility satisfactory to Indiana Furniture. If buyer fails in any way to fulfill the terms and conditions set forth herein, Indiana Furniture may defer shipments until such default is corrected. Remedies provided herein shall be in addition to, and not in lieu of other remedies. Buyer agrees to abide by payment terms as listed on invoice. Buyer shall pay all reasonable costs and expenses, including attorney and collection fees, and late fees, incurred by Seller in connection with any amounts due for goods ordered.

## CANCELLATIONS AND CHANGES

Due to immediate production on build-to-order items, all orders are considered firm and are not subject to cancellation or change without approval from Indiana Furniture. All approved changes are subject to additional charges and revised lead times.

## PRODUCT DESIGN AND SPECIFICATION CHANGES

Indiana Furniture reserves the right to make changes in design and construction or discontinue products without prior notice. Note: All dimensions listed in price list are nominal.

## REPAIR CHARGES

Indiana Furniture will only pay repair charges if Customer Service gives prior written authorization. No repair charge will be paid without advance approval at which time you will be issued a repair authorization number that will allow you to invoice Indiana Furniture for the completed work.

## WAREHOUSE STORAGE CHARGES

If a shipment is held beyond 7 calendar days at your request, a .084% per calendar day (2.52% per month) storage charge will be assessed. The effective date will be 7 calendar days after the acknowledged ship date. Further, the prices applied to the order will be those in effect at the time of shipment.

## DAMAGED MERCHANDISE

The consignee is responsible for filing claims with the carrier for damage and shortages. Claims for both obvious and concealed damage must be filed within 15 calendar days, and the damaged merchandise must not have been moved from the original receiving location. All damaged merchandise, including the cartons and packing materials, must be retained for inspection by either the carrier or by an Indiana Furniture Sales Representative. Indiana Furniture reserves the right to select the most cost effective way to repair or replace the damaged item. Once you have notified the carrier, please contact Customer Service for further assistance.

# GENERAL INFORMATION + CONDITIONS OF SALE

**Obvious Damage/Missing Cartons** — Do not refuse merchandise damaged in transit. Indiana Furniture recommends the consignee inspect all merchandise upon arrival. If a shipment is received damaged or short, note all information on carrier's copy and your copy of freight bill and delivery receipt. Notify the delivering carrier and file a claim immediately. Pending the results of your claim, either Indiana Furniture or the carrier will cover 100% of the cost to repair or replace the damaged or missing item.

**Concealed Damage** — If concealed damage is discovered, notify the delivering carrier at once and request an inspection. This must be done within 15 calendar days of delivery. If the carrier will not perform the inspection, you should prepare an affidavit that you contacted them, noting the time and date, and that they failed to comply with your request. This, along with the other papers in your possession, will support the claim. Pending the results of your claim, the cost to repair or replace the item will be covered ½ by the carrier and ½ by Indiana Furniture for shipments less than a full truckload and 100% by Indiana Furniture for shipments of full truck loads.

## RETURN MERCHANDISE

Merchandise will not be accepted for return without a RGA (Return Goods Authorization) issued by Indiana Furniture. We will consider issuing RGA's for the following reasons:

1. Manufacturing defect (inspected by Indiana Furniture representative)
2. Indiana Furniture order processing error
3. Shipping error
4. Mis-marked cartons
5. Duplicated shipments

If you have any questions as to whether your reason for return qualifies for consideration, please contact your Customer Service Representative. Merchandise must be returned within 60 days of the RGA issued date, or within 60 days upon receipt of replacement product to receive credit. Returns due to mis-marked cartons must also be returned in the original cartoning, with shipping labels intact, to receive credit.

**All merchandise being returned must be properly packed and protected to ensure no further damage is incurred during transportation back to an Indiana Furniture facility. Upon receipt, all returned merchandise will be thoroughly inspected and the results compared to the reason for return stated on the RGA. Any discrepancies, such as additional damage, signs of usage, missing parts, etc., will result in an adjustment to the amount of credit issued.**

## DELIVERY AND FREIGHT CHARGES

All shipments are F.O.B. Point of Origin, Jasper, IN, freight prepaid and allowed dock to dock on 53' trailer. Ownership and responsibility of the merchandise becomes that of the buyer upon delivery to the freight company. Shipments into Alaska, Hawaii, Canada, Mexico, Puerto Rico and other exports are freight prepaid and allowed to port of exit.

Indiana Furniture reserves the right to select the most appropriate carrier and routing on all shipments. Indiana Furniture will attempt to accommodate requests for favored carriers and delivery times. Deliveries requested Monday through Thursday, after 3pm, will be assessed a \$300 per truck after hours fee. Deliveries requested after 3pm on Friday or on weekends, will be assessed a \$600 per truck weekend delivery fee.

Inside delivery and installation services are not included in the pricing shown. Any deviation from dock-to-dock delivery, such as but not limited to, non-dock, residential, or inside delivery must be specified on the order. Should these services be requested or required, all charges incurred will be charged to the "Sold To" of the order.

Shipments totaling less than \$3000 (net value, product only) will be assessed a small order fee of \$300 net per shipment. This fee will be reduced for items shipped via small package carriers. For order shipments of \$100 or less, shipped by small package carrier, the fee is \$22. For order shipments over \$100, shipped by small package carrier, the fee is \$40. All shipping fees will be added at the time of invoicing.

## BIFMA AND ANSI TESTING

Indiana Furniture is a member of the Business and Institutional Furniture Manufacturer's Association (BIFMA). Tests developed by the BIFMA and approved by the American National Standards Institute (ANSI) determine the strength and durability of casegoods and seating in its everyday use. Although this testing does not serve as a warranty or guarantee, Indiana Furniture products within this price list have been tested by an independent verifying body and meet or exceed applicable BIFMA and ANSI standards.

Subject to the limitations set forth in this warranty, Indiana Furniture Industries, Inc. ("**Indiana Furniture**") warrants to the original purchaser all product in this price list ("**Product**") to be free from defects in material and workmanship given normal use for a 12-year period from the date of manufacture. During the applicable warranty period, Indiana Furniture, as its sole obligation, will repair or replace (in Indiana Furniture's sole discretion) any Product, part, or component covered by this warranty and sold after June 2, 2025, which fails under normal use as a result of a defect in material or workmanship. Normal use is defined as the equivalent of a single shift, 40-hour work week. Indiana Furniture will repair or replace the defective Product, part, or component with a comparable Product, part, or component.

**Warranty periods are limited** for certain Products and parts as follows:

**12-year Warranty** (from the date of manufacture)

- Seating Mechanisms
- Veneers
- Laminates
- Casters and Glides

**5-year Warranty** (from the date of manufacture)

- Triple Play Series
- Electrical Components
- Pneumatic Cylinders
- Textiles, Foam, and Decorative Trim
- Swivel Arm Pads
- Keyboard Kits
- Lighting
- All Height Adjustable Mechanisms

**3-year Warranty** (from date of shipment)

- Dock 950 Wireless Charger
- Dock 150 Wireless and USB Charger

**THIS WARRANTY DOES NOT COVER:**

- Damage caused by a carrier or third party
- Normal or routine wear and tear
- Appearance, durability, quality, behavior, colorfastness, or any other attribute of customer's own materials or any non-standard Indiana Furniture material (including CF Stinson, Maharam, Momentum, Mayer, UltraFabrics, Architex, and other alliance programs) specified by the customer and applied to a Product
- Color, grain or texture of wood, laminate and other covering materials
- Changes in wood or fabric color due to aging or exposure to light

As the manufacturer of the Product, Indiana Furniture stands behind its craftsmanship and pledges to do everything it can to reasonably resolve, as quickly as possible, any problems you may have with the Product within the terms and conditions of this warranty.







































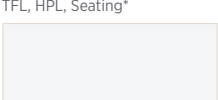


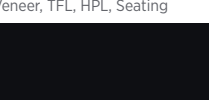
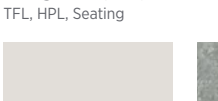
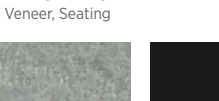




If you encounter a defect covered by the foregoing warranty, contact the dealer from whom you purchased the Product. If the dealer is unable to resolve your warranty issues, you should contact Indiana Furniture. Please ensure that you have all of the pertinent facts when contacting the dealer or Indiana Furniture, including the model number and factory order number from the inspection label attached to the Product.

INDIANA FURNITURE IS NOT PROVIDING, AND SPECIFICALLY DISCLAIMS, ANY OTHER WARRANTIES FOR THE PRODUCTS, EXPRESS OR IMPLIED, INCLUDING ANY IMPLIED WARRANTY OF MERCHANTABILITY OR FITNESS FOR A PARTICULAR PURPOSE. INDIANA FURNITURE SHALL NOT BE LIABLE TO THE PURCHASER OR ANY THIRD PARTY FOR CONSEQUENTIAL, INCIDENTAL, INDIRECT, OR SPECIAL DAMAGES, INCLUDING, WITHOUT LIMITATION, DAMAGES ARISING OUT OF OR RESULTING IN ANY MALFUNCTIONS, DELAYS, LOSS OF PROFIT, INTERRUPTION OF BUSINESS, PERSONAL INJURY, BODILY INJURY, DEATH, DISMEMBERMENT, OR PROPERTY DAMAGE.

Indiana Furniture Industries, Inc.  
Attn: Customer Service  
1919 Hospitality Dr., Ste. A  
P.O. Box 270  
Jasper, Indiana 47547-0270  
800.422.5727  
Fax 812.482.9035  
custserv@indianafurniture.com

# Surface Materials

## Wood Finishes and Woodgrain, Solid, and 3D Laminates







					
<b>Aspen White (AWH)</b> SQ1	<b>White Nebbia (WNB)</b> TFL, HPL, Seating	<b>Beigewood (BW)</b> TFL, HPL, Seating*	<b>Natural Beech (NB)</b> SQ1	<b>Sugar Maple (SM)</b> Veneer, TFL, HPL, Seating	<b>Oak Riftwood (ORW)</b> Veneer*, TFL, HPL, Seating*
					
<b>Kirsche (KHE)</b> TFL, HPL, Seating	<b>Fawn Oak (FO)</b> Veneer*, Seating*	<b>Truffle Rain (TR)</b> SQ1	<b>River Cherry (RC)</b> TFL, HPL, Seating*	<b>Mesa Sunset (MAS)</b> Veneer*, Seating*	<b>Natural Marrone (NTM)</b> TFL, HPL, Seating*
					
<b>Studio Teak (TK)</b> TFL, HPL, Seating	<b>Pinnacle Walnut (PNW)</b> Veneer, TFL, HPL, Seating	<b>Harvest Maple (HVM)</b> TFL, HPL, Seating*	<b>Golden Cherry (GC)</b> Veneer, TFL, HPL, Seating	<b>Legacy Walnut (LW)</b> Veneer, Seating	<b>Artisan Walnut (AW)</b> Veneer, Seating
					
<b>Orchard (OR)</b> SQ1	<b>Shaker Cherry (SKC)</b> Veneer, TFL, HPL, Seating	<b>Select Cherry (SCH)</b> Veneer, TFL, HPL, Seating	<b>Williamsburg Cherry (WC)</b> Veneer, TFL, HPL, Seating	<b>Harvest Walnut (HW)</b> Veneer, Seating	<b>Dark Cherry (DC)</b> Veneer, Seating
					
<b>Mahogany Walnut (MW)</b> Veneer, TFL, HPL, Seating	<b>Henna Walnut (HNW)</b> Veneer, Seating	<b>Columbian Walnut (CO)</b> Veneer, TFL, HPL, Seating	<b>Sepia Walnut (SPW)</b> TFL, HPL, Seating*	<b>Florence Walnut (FLW)</b> TFL, HPL, Seating*	<b>Dark Forest Walnut (DFW)</b> Veneer, Seating*
					
<b>Ember Gray (EG)</b> SQ1	<b>Espresso (EW/EF)</b> Veneer, TFL, HPL, Seating	<b>Portico Teak (PTK)</b> TFL, HPL, Seating*	<b>Weathered Ash (WTA)</b> Veneer*, TFL, HPL, Seating*	<b>Smoky Brown Pear (SBP)</b> TFL, HPL, Seating*	<b>Asian Night (AS)</b> Veneer, TFL, HPL, Seating
					
<b>Midnight Run (MNR)</b> TFL, HPL, Seating	<b>Metropolis Sky (MTS)</b> Veneer, Seating	<b>Designer White (WH)</b> TFL, HPL, Seating	<b>Fashion Grey (FHG)</b> TFL, HPL	<b>Slate Grey (SG)</b> TFL, HPL	<b>Black (BL)</b> TFL, HPL, Seating
					
<b>Matte White (WH3)</b> 3D Laminate (Iconic Only)	<b>Concrete (CR3)</b> 3D Laminate (Iconic Only)	<b>Matte Black (BL3)</b> 3D Laminate (Iconic Only)	<b>Blush (BSH)</b> HPL Accent (Iconic+Plush Only)	<b>First Kiss (FK)</b> HPL Accent (Iconic+Plush Only)	<b>Surfin USA (SUS)</b> HPL Accent (Iconic+Plush Only)

\* Finish is Low Sheen










## Frosted & High Gloss Acrylics

				
<b>Frosted (FSTA)</b>	<b>White (WHA)</b>	<b>Wired Mercury (WMA)</b>	<b>Graphite (GPA)</b>	<b>Black (BLA)</b>





## Solid Surfaces

					
<b>Snow White (SNW)</b>	<b>Pebble Beach (PE)</b>	<b>Sedona (SE)</b>	<b>Arroyo (AR)</b>	<b>Tundra (TN)</b>	<b>Starry Night (SN)</b>

## Metal Options

				
Snow (SNOW)	Oyster White (OYST)	Sugar Cookie (SUGC)	Aluminum (ALUM)	Chrome (CHRM)
				
Gold (GOLD)	Platinum (PLAT)	Mist (MIST)	Black (BLK)	

## Glass Options

	
<b>Gloss White (GWHG)</b> (Catalyst + Strut)	<b>Acid Etched White (GWHA)</b> (Catalyst + Strut)
	
<b>Gloss Black (GBLG)</b> (Catalyst + Strut)	<b>Acid Etched Black (GBLA)</b> (Catalyst + Strut)

Colors represented are high-resolution reproductions and may vary slightly from the actual product. To order samples, please contact our Customer Service team or order online at [www.indianafurniture.com](http://www.indianafurniture.com). Graining and finish colors may vary, yet will continue to complement across Veneer, HPL, TFL, and Seating products due to the inherent differences of these materials.

# Indiana<sup>®</sup>

## FURNITURE

1919 Hospitality Drive, Suite A  
PO Box 270  
Jasper, Indiana 47547-0270

Tel 812.482.5727

Tol 800.422.5727

Fax 812.482.9035

[sales@indianafurniture.com](mailto:sales@indianafurniture.com)

[www.indianafurniture.com](http://www.indianafurniture.com)

**Federal Classification: Small Business**

©2025 Indiana Furniture 6/25

