

KIRBY TABLES

PRICING EFFECTIVE SEPT. 15, 2025



Indiana
FURNITURE

Being over a century old hasn't slowed us down! Sure, we are still the reliable, ethical company that was born in southern Indiana, steeped in quality, craftsmanship, and service. But have you seen our latest introductions? We are making a splash with design and challenging the concept of modern offices. Go ahead. Take a look. You know you want to.

Our Pledge to People + Our Planet.

We've been making wood furniture longer than just about anyone...and we want to be doing so for a long time to come. That's a large part of why we take a stewardship approach to our resources. We believe that environmental sustainability and business profits need not be mutually exclusive. They can and should exist side by side in a mutually beneficial relationship. And for more than a century, we've been showing how it's done.

We've proven our commitment to a sustainable future by supporting the standards and programs that protect our home planet and human health. Whether it's local sourcing, reducing contaminants, implementing wellness and safety programs, or diverting waste from landfills, social responsibility is a part of every decision we make at Indiana Furniture.

One of the surest ways to reduce our impact on the planet is to make and buy things that last. And this one's a natural for us. Our products are made with craftsmanship and attention to detail that are a part of our more than a century-long legacy in wood manufacturing. And our products are backed by our 12-year warranty, which facilitates maintenance, servicing and reassembly.

All of our product lines:

- Are manufactured and assembled in the USA,
- Meet or exceed Indoor Air quality standards*,
- Meet or exceed BIFMA level® Sustainability standards and certification*,
- Conform to the BIFMA Compliance standards*,
- Comply with TSCA Title VI (CARB) standards,
- and can contribute to U.S. Green Building's LEED Program.

To learn more, simply go to www.IndianaFurniture.com/resources.



Ease of Specification

Whether you're looking to specify your office spaces or simply to visualize them in the options and surface materials you are desiring, we make it easy. You can find the entire Indiana Furniture portfolio on the following third-party, space-planning platforms.



* Recently launched or new products may still be in testing; Cush Pillows is currently not BIFMA Compliant due to no available compliance test.

Kirby offers a range of modern style for all your environment needs. Specify a casual look or elevate the tables to your desired level of sophistication. Available in a variety of sizes, shapes, edge profiles, and top surfaces (TFL, HPL, Veneer, Solid Surface, and Glass), and a mix of heights for nesting and creating a layered look. These versatile tables are perfect for reception areas, waiting rooms, personal spaces, collaborative areas, and so much more!

CONSTRUCTION

- Veneer, TFL, and HPL Tops with Square (H) edge are ¾" thick with 0.5 mm veneer and PVC or ABS edge bands
- Veneer and HPL Tops with Knife (KB) edge are 1⅞" thick with solid wood rims
- Solid Surface Tops are ½" thick with a straight (S1) self edge profile
- Back painted Glass Tops are ½" thick with a square self edge
- Non-marring nylon glides included in each leg
- Ships fully assembled

HOW TO ORDER EXAMPLE

Model No.	Description	Example
919-31300T18	Edge Profile, Top Material Top Color/Finish Leg Finish	S1, S SE RC
919-36360T15	Edge Profile, Top Material Top Color/Finish Leg Finish	GBLA AW PTK

TABLE EDGE PROFILES

- H Vertical Square Edge (*Veneer, TFL, and HPL*)
 KB Knife Edge (*Veneer and HPL*)
 S1 Straight (*Solid Surface*)



Square



Knife



Straight (S1)

TFL (T) AND HPL (P) LAMINATE OPTIONS

WOODGRAIN

AS	Asian Night	PNW	Pinnacle Walnut
BW	Beigewood	PTK	Portico Teak
CO	Columbian Walnut	RC	River Cherry
EF	Espresso	SCH	Select Cherry
FLW	Florence Walnut	SPW	Sepia Walnut
GC	Golden Cherry	SKC	Shaker Cherry
HVM	Harvest Maple	SBP	Smoky Brown Pear
KHE	Kirsche	TK	Studio Teak
MW	Mahogany Walnut	SM	Sugar Maple
MNR	Midnight Run	WTA	Weathered Ash
NTM	Natural Marrone	WNB	White Nebbia
ORW	Oak Riftwood	WC	Williamsburg Cherry

SOLID

BL	Black	FHG	Fashion Grey
WH	Designer White	SG	Slate Grey

VENEER (W) OPTIONS AVAILABLE

Veneer tops feature UVAdvantage, an ultra-violet finish, on all exposed surfaces by utilizing roll-coat UV technology.

AW	Artisan Walnut	MW	Mahogany Walnut
AS	Asian Night	MAS	Mesa Sunset*
CO	Columbian Walnut	MTS	Metropolis Sky
DC	Dark Cherry	ORW	Oak Riftwood*
DFW	Dark Forest Walnut	PNW	Pinnacle Walnut
EW	Espresso	SCH	Select Cherry
FO	Fawn Oak*	SKC	Shaker Cherry
GC	Golden Cherry	SM	Sugar Maple
HW	Harvest Walnut	WTA	Weathered Ash*
HNW	Henna Walnut	WC	Williamsburg Cherry
LW	Legacy Walnut		

* Finish is Low Sheen

SOLID SURFACE (S) TABLE TOP OPTIONS

Solid Surface tops are ½" thick with a straight (S1) self edge profile and available in six colors.

AR	Arroyo	SNW	Snow White
PE	Pebble Beach	SN	Starry Night
SE	Sedona	TN	Tundra




Arroyo (AR)



Pebble Beach (PE)



Sedona (SE)



Snow Night (SNW)



Starry Night (SN)



Tundra (TN)

GLASS OPTIONS ON TOPS

Back painted tempered glass tops are ½" thick and available in Black or White with Gloss or Acid Etched finish.

GBLG	Black Gloss	GWHG	White Gloss
GBLA	Black Acid Etched	GWHA	White Acid Etched




Black Gloss (GBLG)



Black Acid Etched (GBLA)



White Gloss (GWHG)



White Acid Etched (GWHA)

See Leg Color Options on Next Page.

LEG WOOD FINISHES

Indiana Furniture uses a multi-step, hand finishing process on all exposed wood. Table legs feature a catalyzed varnish finish which offers durability, lasting beauty, and resistance to normal wear.

AW	Artisan Walnut	MAS	Mesa Sunset*
AS	Asian Night	MTS	Metropolis Sky
BW	Beigewood*	MNR	Midnight Run
BL	Black	NTM	Natural Marrone*
CO	Columbian Walnut	ORW	Oak Riftwood*
DC	Dark Cherry	PNW	Pinnacle Walnut
DFW	Dark Forest Walnut*	PTK	Portico Teak*
WH	Designer White	RC	River Cherry*
EF	Espresso	SCH	Select Cherry
FO	Fawn Oak*	SPW	Sepia Walnut*
FLW	Florence Walnut*	SKC	Shaker Cherry
GC	Golden Cherry	SBP	Smoky Brown Pear*
HVM	Harvest Maple*	TK	Studio Teak
HW	Harvest Walnut	SM	Sugar Maple
HNW	Henna Walnut	WTA	Weathered Ash*
KHE	Kirsche	WNB	White Nebbia
LW	Legacy Walnut	WC	Williamsburg Cherry
MW	Mahogany Walnut		

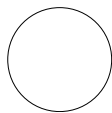
*Finish is Low Sheen

CERTIFICATIONS & COMPLIANCE

- Intertek® Sustainability Certified
- BIFMA level® Certified
- TSCA Title VI (CARB) Compliance
- Contributes to LEED®, Green Globes®, and WELL® Sustainable Programs

For ordering options, [see overview at the beginning of this section.](#)

Round Tables



919-20200T20
20"Wx20"Dx20"H
([See Details](#))



919-24240T18
24"Wx24"Dx18"H
([See Details](#))



919-30300T18
30"Wx30"Dx18"H
([See Details](#))



919-36360T18
36"Wx36"Dx18"H
([See Details](#))



919-24240T15
24"Wx24"Dx15"H
([See Details](#))

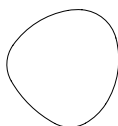


919-30300T15
30"Wx30"Dx15"H
([See Details](#))



919-36360T15
36"Wx36"Dx15"H
([See Details](#))

Soft Triangle Tables



919-31300T18
31"Wx30"Dx18"H
([See Details](#))



919-38360T18
38"Wx36"Dx18"H
([See Details](#))



919-51310T18
51"Wx31"Dx18"H
([See Details](#))



919-31300T15
31"Wx30"Dx15"H
([See Details](#))




919-38360T15
38"Wx36"Dx15"H
([See Details](#))



919-51310T15
51"Wx31"Dx15"H
([See Details](#))




For ordering options, [see overview at the beginning of this section.](#)

Item	Model No.		W	D	H	Ship Wt	Cubic Ft	Edge Profile + Material	List Price
20"H ROUND END TABLE 20"Wx20"D  Shown with Vertical Square Edge	919-2020OT20	TFL	20	20	20	13	8.0	H / T\$	907
		HPL						H / P\$	1028
		HPL						KB / P\$	1432
		Veneer						H / W\$	1090
		Veneer						KB / W\$	1473
		Solid Surface						S1 / S\$	2169
		Glass						Acid Etched Glass Top \$	2154
		Glass						Gloss Glass Top \$	1860

Must Specify (in this order):
 Model #
 Edge Profile/Top Material
 Top Color/Finish
 Leg Finish

Description


- Edge Profiles Available Include Square Edge (H), Knife Edge (KB), and Straight (S1); [See Details](#)
- Choose Top Material TFL (T), HPL (P), Veneer (W), Solid Surface (S) or Glass (GWHG, GWHA, GBLG, GBLA); [See Color Options For Each Material](#)
- Available with Contrasting Top and Legs; [See Color Options](#), Must Specify
- Ships assembled

18"H ROUND TABLE 24"Wx24"D  Shown with Knife Edge	919-2424OT18	TFL	24	24	18	19	6.4	H / T\$	1119
		HPL						H / P\$	1239
		HPL						KB / P\$	1692
		Veneer						H / W\$	1289
		Veneer						KB / W\$	1742
		Solid Surface						S1 / S\$	2832
		Glass						Acid Etched Glass Top \$	2954
		Glass						Gloss Glass Top \$	2531

Must Specify (in this order):
 Model #
 Edge Profile/Top Material
 Top Color/Finish
 Leg Finish

Description

- Edge Profiles Available Include Square Edge (H), Knife Edge (KB), and Straight (S1); [See Details](#)
- Choose Top Material TFL (T), HPL (P), Veneer (W), Solid Surface (S) or Glass (GWHG, GWHA, GBLG, GBLA); [See Color Options For Each Material](#)
- Available with Contrasting Top and Legs; [See Color Options](#), Must Specify
- Ships assembled

18"H ROUND TABLE 30"Wx30"D  Shown with Vertical Square Edge	919-3030OT18	TFL	30	30	18	24	14.3	H / T\$	1179
		HPL						H / P\$	1303
		HPL						KB / P\$	1858
		Veneer						H / W\$	1358
		Veneer						KB / W\$	1897
		Solid Surface						S1 / S\$	4282
		Glass						Acid Etched Glass Top \$	4136
		Glass						Gloss Glass Top \$	3474

Must Specify (in this order):
 Model #
 Edge Profile/Top Material
 Top Color/Finish
 Leg Finish

Description

- Edge Profiles Available Include Square Edge (H), Knife Edge (KB), and Straight (S1); [See Details](#)
- Choose Top Material TFL (T), HPL (P), Veneer (W), Solid Surface (S) or Glass (GWHG, GWHA, GBLG, GBLA); [See Color Options For Each Material](#)
- Available with Contrasting Top and Legs; [See Color Options](#), Must Specify
- Ships assembled

Edge Profile Options:



Vertical Square (H)
 on TFL (T), HPL (P),
 or Veneer (W)




Knife (KB)
 on HPL (P) or
 Veneer (W)



Straight (S1)
 on Solid
 Surfaces

For ordering options, [see overview at the beginning of this section.](#)


Item	Model No.		W	D	H	Ship Wt	Cubic Ft	Edge Profile + Material	List Price
18"H ROUND TABLE 36"W X 36"D  Shown with Vertical Square Edge	919-3636OT18	TFL	36	36	18	31	14.3	H / T\$	1240
		HPL						H / P\$	1407
		HPL						KB / P\$	2009
		Veneer						H / W\$	1414
		Veneer						KB / W\$	2101
		Solid Surface						S1 / S\$	5255
		Glass						Acid Etched Glass Top \$	5530
		Glass						Gloss Glass Top \$	4577

Must Specify (in this order):

Model #
 Edge Profile/Top Material
 Top Color/Finish
 Leg Finish

Description

- Edge Profiles Available Include Square Edge (H), Knife Edge (KB), and Straight (S1); [See Details](#)
- Choose Top Material TFL (T), HPL (P), Veneer (W), Solid Surface (S) or Glass (GWHG, GWHA, GBLG, GBLA); [See Color Options For Each Material](#)
- Available with Contrasting Top and Legs; [See Color Options](#), Must Specify
- Ships assembled


15"H ROUND TABLE 24"W X 24"D  Shown with Knife Edge	919-2424OT15	TFL	24	24	15	18	6.4	H / T\$	1089
		HPL						H / P\$	1209
		HPL						KB / P\$	1662
		Veneer						H / W\$	1259
		Veneer						KB / W\$	1712
		Solid Surface						S1 / S\$	2814
		Glass						Acid Etched Glass Top \$	2936
		Glass						Gloss Glass Top \$	2513

Must Specify (in this order):

Model #
 Edge Profile/Top Material
 Top Color/Finish
 Leg Finish

Description

- Edge Profiles Available Include Square Edge (H), Knife Edge (KB), and Straight (S1); [See Details](#)
- Choose Top Material TFL (T), HPL (P), Veneer (W), Solid Surface (S) or Glass (GWHG, GWHA, GBLG, GBLA); [See Color Options For Each Material](#)
- Available with Contrasting Top and Legs; [See Color Options](#), Must Specify
- Ships assembled

15"H ROUND TABLE 30"W X 30"D  Shown with Knife Edge	919-3030OT15	TFL	30	30	15	23	14.3	H / T\$	1149
		HPL						H / P\$	1273
		HPL						KB / P\$	1828
		Veneer						H / W\$	1328
		Veneer						KB / W\$	1867
		Solid Surface						S1 / S\$	4267
		Glass						Acid Etched Glass Top \$	4120
		Glass						Gloss Glass Top \$	3458

Must Specify (in this order):

Model #
 Edge Profile/Top Material
 Top Color/Finish
 Leg Finish

Description

- Edge Profiles Available Include Square Edge (H), Knife Edge (KB), and Straight (S1); [See Details](#)
- Choose Top Material TFL (T), HPL (P), Veneer (W), Solid Surface (S) or Glass (GWHG, GWHA, GBLG, GBLA); [See Color Options For Each Material](#)
- Available with Contrasting Top and Legs; [See Color Options](#), Must Specify
- Ships assembled

Edge Profile Options:



Vertical Square (H)
 on TFL (T), HPL (P),
 or Veneer (W)




Knife (KB)
 on HPL (P) or
 Veneer (W)



Straight (S1)
 on Solid
 Surfaces

For ordering options, [see overview at the beginning of this section.](#)


Item	Model No.		W	D	H	Ship Wt	Cubic Ft	Edge Profile + Material	List Price
15"H ROUND TABLE 36"Wx36"D  Shown with Vertical Square Edge	919-3636OT15	TFL	36	36	15	29	14.3	H / T\$	1210
		HPL						H / P\$	1377
		HPL						KB / P\$	1979
		Veneer						H / W\$	1384
		Veneer						KB / W\$	2071
		Solid Surface						S1 / S\$	5242
		Glass						Acid Etched Glass Top \$	5517
		Glass						Gloss Glass Top \$	4564

Must Specify (in this order):

Model #
 Edge Profile/Top Material
 Top Color/Finish
 Leg Finish

Description

- Edge Profiles Available Include Square Edge (H), Knife Edge (KB), and Straight (S1); [See Details](#)
- Choose Top Material TFL (T), HPL (P), Veneer (W), Solid Surface (S) or Glass (GWHG, GWHA, GBLG, GBLA); [See Color Options For Each Material](#)
- Available with Contrasting Top and Legs; [See Color Options](#), Must Specify
- Ships assembled


18"H SOFT TRIANGLE TABLE 31"Wx30"D  Shown with Vertical Square Edge	919-3130OT18	TFL	31	30	18	24	14.3	H / T\$	1186
		HPL						H / P\$	1306
		HPL						KB / P\$	1870
		Veneer						H / W\$	1362
		Veneer						KB / W\$	1907
		Solid Surface						S1 / S\$	4260
		Glass						Acid Etched Glass Top \$	4314
		Glass						Gloss Glass Top \$	3608

Must Specify (in this order):

Model #
 Edge Profile/Top Material
 Top Color/Finish
 Leg Finish

Description

- Edge Profiles Available Include Square Edge (H), Knife Edge (KB), and Straight (S1); [See Details](#)
- Choose Top Material TFL (T), HPL (P), Veneer (W), Solid Surface (S) or Glass (GWHG, GWHA, GBLG, GBLA); [See Color Options For Each Material](#)
- Available with Contrasting Top and Legs; [See Color Options](#), Must Specify
- Ships assembled

18"H SOFT TRIANGLE TABLE 38"Wx36"D  Shown with Knife Edge	919-3836OT18	TFL	38	36	18	31	15.7	H / T\$	1250
		HPL						H / P\$	1412
		HPL						KB / P\$	2024
		Veneer						H / W\$	1418
		Veneer						KB / W\$	2114
		Solid Surface						S1 / S\$	5685
		Glass						Acid Etched Glass Top \$	5751
		Glass						Gloss Glass Top \$	4745

Must Specify (in this order):

Model #
 Edge Profile/Top Material
 Top Color/Finish
 Leg Finish

Description

- Edge Profiles Available Include Square Edge (H), Knife Edge (KB), and Straight (S1); [See Details](#)
- Choose Top Material TFL (T), HPL (P), Veneer (W), Solid Surface (S) or Glass (GWHG, GWHA, GBLG, GBLA); [See Color Options For Each Material](#)
- Available with Contrasting Top and Legs; [See Color Options](#), Must Specify
- Ships assembled

Edge Profile Options:



Vertical Square (H)
 on TFL (T), HPL (P),
 or Veneer (W)




Knife (KB)
 on HPL (P) or
 Veneer (W)



Straight (S1)
 on Solid
 Surfaces

For ordering options, [see overview at the beginning of this section.](#)


Item	Model No.		W	D	H	Ship Wt	Cubic Ft	Edge Profile + Material	List Price
18"H SOFT TRIANGLE TABLE 51"WX31"D  <p>Shown with Knife Edge</p>	919-5131OT18	TFL	51	31	18	35	18.4	H / T\$	1287
		HPL						H / P\$	1434
		HPL						KB / P\$	2048
		Veneer						H / W\$	1461
		Veneer						KB / W\$	2100
		Solid Surface						S1 / S\$	6655
		Glass						Acid Etched Glass Top \$	6531
		Glass						Gloss Glass Top \$	5368

Must Specify (in this order):

Model #
 Edge Profile/Top Material
 Top Color/Finish
 Leg Finish

Description

- Edge Profiles Available Include Square Edge (H), Knife Edge (KB), and Straight (S1); [See Details](#)
- Choose Top Material TFL (T), HPL (P), Veneer (W), Solid Surface (S) or Glass (GWHG, GWHA, GBLG, GBLA); [See Color Options For Each Material](#)
- Available with Contrasting Top and Legs; [See Color Options](#), Must Specify
- Ships assembled


15"H SOFT TRIANGLE TABLE 31"WX30"D  <p>Shown with Vertical Square Edge</p>	919-3130OT15	TFL	31	30	15	24	14.3	H / T\$	1156
		HPL						H / P\$	1276
		HPL						KB / P\$	1840
		Veneer						H / W\$	1332
		Veneer						KB / W\$	1877
		Solid Surface						S1 / S\$	4245
		Glass						Acid Etched Glass Top \$	4298
		Glass						Gloss Glass Top \$	3592

Must Specify (in this order):

Model #
 Edge Profile/Top Material
 Top Color/Finish
 Leg Finish

Description

- Edge Profiles Available Include Square Edge (H), Knife Edge (KB), and Straight (S1); [See Details](#)
- Choose Top Material TFL (T), HPL (P), Veneer (W), Solid Surface (S) or Glass (GWHG, GWHA, GBLG, GBLA); [See Color Options For Each Material](#)
- Available with Contrasting Top and Legs; [See Color Options](#), Must Specify
- Ships assembled

15"H SOFT TRIANGLE TABLE 38"WX36"D  <p>Shown with Vertical Square Edge</p>	919-3836OT15	TFL	38	36	15	29	15.7	H / T\$	1220
		HPL						H / P\$	1382
		HPL						KB / P\$	1994
		Veneer						H / W\$	1388
		Veneer						KB / W\$	2083
		Solid Surface						S1 / S\$	5673
		Glass						Acid Etched Glass Top \$	5738
		Glass						Gloss Glass Top \$	4732

Must Specify (in this order):

Model #
 Edge Profile/Top Material
 Top Color/Finish
 Leg Finish

Description

- Edge Profiles Available Include Square Edge (H), Knife Edge (KB), and Straight (S1); [See Details](#)
- Choose Top Material TFL (T), HPL (P), Veneer (W), Solid Surface (S) or Glass (GWHG, GWHA, GBLG, GBLA); [See Color Options For Each Material](#)
- Available with Contrasting Top and Legs; [See Color Options](#), Must Specify
- Ships assembled

Edge Profile Options:



Vertical Square (H)
 on TFL (T), HPL (P),
 or Veneer (W)




Knife (KB)
 on HPL (P) or
 Veneer (W)



Straight (S1)
 on Solid
 Surfaces

For ordering options, [see overview at the beginning of this section.](#)

Item	Model No.		W	D	H	Ship Wt	Cubic Ft	Edge Profile + Material	List Price
15"H SOFT TRIANGLE TABLE 51"X31"  <p>Shown with Vertical Square Edge</p>	919-5131OT15	TFL	51	31	15	34	18.4	H / T\$	1257
		HPL						H / P\$	1404
		HPL						KB / P\$	2018
		Veneer						H / W\$	1431
		Veneer						KB / W\$	2069
		Solid Surface						S1 / S\$	6629
		Glass						Acid Etched Glass Top \$	6505
		Glass						Gloss Glass Top \$	5342

Must Specify (in this order):

Model #
 Edge Profile/Top Material
 Top Color/Finish
 Leg Finish

Description

- Edge Profiles Available Include Square Edge (H), Knife Edge (KB), and Straight (S1); [See Details](#)
- Choose Top Material TFL (T), HPL (P), Veneer (W), Solid Surface (S) or Glass (GWHG, GWHA, GBLG, GBLA); [See Color Options For Each Material](#)
- Available with Contrasting Top and Legs; [See Color Options](#), Must Specify
- Ships assembled

Edge Profile Options:



Vertical Square (H)
 on TFL (T), HPL (P),
 or Veneer (W)



Knife (KB)
 on HPL (P) or
 Veneer (W)



Straight (S1)
 on Solid
 Surfaces

For ordering options, [see overview at the beginning of this section.](#)

Indiana FURNITURE

ORDERING INFORMATION

All orders should be emailed to neworders@indianafurniture.com.
Orders can be faxed to 812-482-9035 or mailed to:

Indiana Furniture
P.O. Box 270, 1919 Hospitality Dr., Ste. A
Jasper, IN 47547-0270

ORDER PROCEDURE

All orders must include purchase order number, billing address, ship-to address and phone number, and any special instructions.

- purchase order number
- complete quantity for all units
- billing address
- model number
- ship-to address
- fabric (seating, tackboards, etc.)
- phone number
- finish
- any special instructions
- any other applicable option

Within each series, an example of "How to Order" is illustrated at the beginning of each series section. For further clarification, contact Customer Service.

PRICING

All prices shown are suggested retail prices F.O.B. Point of Origin, freight prepaid and allowed to one continental US destination. Prices, specifications and materials are subject to change without notice. Possession and/or distribution of this price list does not in itself constitute an offer to sell. Orders can be received only from authorized Indiana Furniture dealers. Orders will be billed at prices prevailing at time of shipment, unless acknowledged prior to the effective date of the price change, in which case billing will be at the price acknowledged.

ACKNOWLEDGMENT

All orders will be acknowledged promptly, showing how the order was entered, its approximate shipping date and other pertinent information. This acknowledgment is the final agreement between the customer and Indiana Furniture and is the exclusive statement of the terms thereof. Please examine this acknowledgment carefully and advise Indiana Furniture immediately of any discrepancies. Shipping fees are listed on direct bill contract orders and GSA, but not on commercial order acknowledgments or dealer-billed orders.

BUYER'S OBLIGATION: RIGHTS OF SELLER

If Indiana Furniture shall at any time doubt Buyer's financial responsibility, Indiana Furniture may decline to make shipments hereunder except upon receipt of cash payment in advance or security or other proof of responsibility satisfactory to Indiana Furniture. If buyer fails in any way to fulfill the terms and conditions set forth herein, Indiana Furniture may defer shipments until such default is corrected. Remedies provided herein shall be in addition to, and not in lieu of other remedies. Buyer agrees to abide by payment terms as listed on invoice. Buyer shall pay all reasonable costs and expenses, including attorney and collection fees, and late fees, incurred by Seller in connection with any amounts due for goods ordered.

CANCELLATIONS AND CHANGES

Due to immediate production on build-to-order items, all orders are considered firm and are not subject to cancellation or change without approval from Indiana Furniture. All approved changes are subject to additional charges and revised lead times.

PRODUCT DESIGN AND SPECIFICATION CHANGES

Indiana Furniture reserves the right to make changes in design and construction or discontinue products without prior notice. Note: All dimensions listed in price list are nominal.

REPAIR CHARGES

Indiana Furniture will only pay repair charges if Customer Service gives prior written authorization. No repair charge will be paid without advance approval at which time you will be issued a repair authorization number that will allow you to invoice Indiana Furniture for the completed work.

WAREHOUSE STORAGE CHARGES

If a shipment is held beyond 7 calendar days at your request, a .084% per calendar day (2.52% per month) storage charge will be assessed. The effective date will be 7 calendar days after the acknowledged ship date. Further, the prices applied to the order will be those in effect at the time of shipment.

DAMAGED MERCHANDISE

The consignee is responsible for filing claims with the carrier for damage and shortages. Claims for both obvious and concealed damage must be filed within 15 calendar days, and the damaged merchandise must not have been moved from the original receiving location. All damaged merchandise, including the cartons and packing materials, must be retained for inspection by either the carrier or by an Indiana Furniture Sales Representative. Indiana Furniture reserves the right to select the most cost effective way to repair or replace the damaged item. Once you have notified the carrier, please contact Customer Service for further assistance.

GENERAL INFORMATION + CONDITIONS OF SALE

Obvious Damage/Missing Cartons — Do not refuse merchandise damaged in transit. Indiana Furniture recommends the consignee inspect all merchandise upon arrival. If a shipment is received damaged or short, note all information on carrier's copy and your copy of freight bill and delivery receipt. Notify the delivering carrier and file a claim immediately. Pending the results of your claim, either Indiana Furniture or the carrier will cover 100% of the cost to repair or replace the damaged or missing item.

Concealed Damage — If concealed damage is discovered, notify the delivering carrier at once and request an inspection. This must be done within 15 calendar days of delivery. If the carrier will not perform the inspection, you should prepare an affidavit that you contacted them, noting the time and date, and that they failed to comply with your request. This, along with the other papers in your possession, will support the claim. Pending the results of your claim, the cost to repair or replace the item will be covered ½ by the carrier and ½ by Indiana Furniture for shipments less than a full truckload and 100% by Indiana Furniture for shipments of full truck loads.

RETURN MERCHANDISE

Merchandise will not be accepted for return without a RGA (Return Goods Authorization) issued by Indiana Furniture. We will consider issuing RGA's for the following reasons:

1. Manufacturing defect (inspected by Indiana Furniture representative)
2. Indiana Furniture order processing error
3. Shipping error
4. Mis-marked cartons
5. Duplicated shipments

If you have any questions as to whether your reason for return qualifies for consideration, please contact your Customer Service Representative. Merchandise must be returned within 60 days of the RGA issued date, or within 60 days upon receipt of replacement product to receive credit. Returns due to mis-marked cartons must also be returned in the original cartoning, with shipping labels intact, to receive credit.

All merchandise being returned must be properly packed and protected to ensure no further damage is incurred during transportation back to an Indiana Furniture facility. Upon receipt, all returned merchandise will be thoroughly inspected and the results compared to the reason for return stated on the RGA. Any discrepancies, such as additional damage, signs of usage, missing parts, etc., will result in an adjustment to the amount of credit issued.

DELIVERY AND FREIGHT CHARGES

All shipments are F.O.B. Point of Origin, Jasper, IN, freight prepaid and allowed dock to dock on 53' trailer. Ownership and responsibility of the merchandise becomes that of the buyer upon delivery to the freight company. Shipments into Alaska, Hawaii, Canada, Mexico, Puerto Rico and other exports are freight prepaid and allowed to port of exit.

Indiana Furniture reserves the right to select the most appropriate carrier and routing on all shipments. Indiana Furniture will attempt to accommodate requests for favored carriers and delivery times. Deliveries requested Monday through Thursday, after 3pm, will be assessed a \$300 per truck after hours fee. Deliveries requested after 3pm on Friday or on weekends, will be assessed a \$600 per truck weekend delivery fee.

Inside delivery and installation services are not included in the pricing shown. Any deviation from dock-to-dock delivery, such as but not limited to, non-dock, residential, or inside delivery must be specified on the order. Should these services be requested or required, all charges incurred will be charged to the "Sold To" of the order.

Shipments totaling less than \$3000 (net value, product only) will be assessed a small order fee of \$300 net per shipment. This fee will be reduced for items shipped via small package carriers. For order shipments of \$100 or less, shipped by small package carrier, the fee is \$22. For order shipments over \$100, shipped by small package carrier, the fee is \$40. All shipping fees will be added at the time of invoicing.

BIFMA AND ANSI TESTING

Indiana Furniture is a member of the Business and Institutional Furniture Manufacturer's Association (BIFMA). Tests developed by the BIFMA and approved by the American National Standards Institute (ANSI) determine the strength and durability of casegoods and seating in its everyday use. Although this testing does not serve as a warranty or guarantee, Indiana Furniture products within this price list have been tested by an independent verifying body and meet or exceed applicable BIFMA and ANSI standards.

Subject to the limitations set forth in this warranty, Indiana Furniture Industries, Inc. ("**Indiana Furniture**") warrants to the original purchaser all product in this price list ("**Product**") to be free from defects in material and workmanship given normal use for a 12-year period from the date of manufacture. During the applicable warranty period, Indiana Furniture, as its sole obligation, will repair or replace (in Indiana Furniture's sole discretion) any Product, part, or component covered by this warranty and sold after June 2, 2025, which fails under normal use as a result of a defect in material or workmanship. Normal use is defined as the equivalent of a single shift, 40-hour work week. Indiana Furniture will repair or replace the defective Product, part, or component with a comparable Product, part, or component.

Warranty periods are limited for certain Products and parts as follows:

12-year Warranty (from the date of manufacture)

- Seating Mechanisms
- Veneers
- Laminates
- Casters and Glides

5-year Warranty (from the date of manufacture)

- Triple Play Series
- Electrical Components
- Pneumatic Cylinders
- Textiles, Foam, and Decorative Trim
- Swivel Arm Pads
- Keyboard Kits
- Lighting
- All Height Adjustable Mechanisms

3-year Warranty (from date of shipment)

- Dock 950 Wireless Charger
- Dock 150 Wireless and USB Charger

THIS WARRANTY DOES NOT COVER:

- Damage caused by a carrier or third party
- Normal or routine wear and tear
- Appearance, durability, quality, behavior, colorfastness, or any other attribute of customer's own materials or any non-standard Indiana Furniture material (including CF Stinson, Maharam, Momentum, Mayer, UltraFabrics, Architex, and other alliance programs) specified by the customer and applied to a Product
- Color, grain or texture of wood, laminate and other covering materials
- Changes in wood or fabric color due to aging or exposure to light

As the manufacturer of the Product, Indiana Furniture stands behind its craftsmanship and pledges to do everything it can to reasonably resolve, as quickly as possible, any problems you may have with the Product within the terms and conditions of this warranty.







































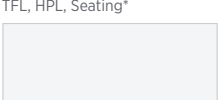


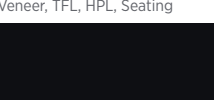
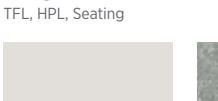
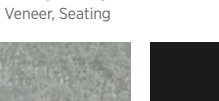




If you encounter a defect covered by the foregoing warranty, contact the dealer from whom you purchased the Product. If the dealer is unable to resolve your warranty issues, you should contact Indiana Furniture. Please ensure that you have all of the pertinent facts when contacting the dealer or Indiana Furniture, including the model number and factory order number from the inspection label attached to the Product.

INDIANA FURNITURE IS NOT PROVIDING, AND SPECIFICALLY DISCLAIMS, ANY OTHER WARRANTIES FOR THE PRODUCTS, EXPRESS OR IMPLIED, INCLUDING ANY IMPLIED WARRANTY OF MERCHANTABILITY OR FITNESS FOR A PARTICULAR PURPOSE. INDIANA FURNITURE SHALL NOT BE LIABLE TO THE PURCHASER OR ANY THIRD PARTY FOR CONSEQUENTIAL, INCIDENTAL, INDIRECT, OR SPECIAL DAMAGES, INCLUDING, WITHOUT LIMITATION, DAMAGES ARISING OUT OF OR RESULTING IN ANY MALFUNCTIONS, DELAYS, LOSS OF PROFIT, INTERRUPTION OF BUSINESS, PERSONAL INJURY, BODILY INJURY, DEATH, DISMEMBERMENT, OR PROPERTY DAMAGE.

Indiana Furniture Industries, Inc.
Attn: Customer Service
1919 Hospitality Dr., Ste. A
P.O. Box 270
Jasper, Indiana 47547-0270
800.422.5727
Fax 812.482.9035
custserv@indianafurniture.com

Surface Materials







Wood Finishes and Woodgrain, Solid, and 3D Laminates

					
Aspen White (AWH) SQ1	White Nebbia (WNB) TFL, HPL, Seating	Beigewood (BW) TFL, HPL, Seating*	Natural Beech (NB) SQ1	Sugar Maple (SM) Veneer, TFL, HPL, Seating	Oak Riftwood (ORW) Veneer*, TFL, HPL, Seating*
					
Kirsche (KHE) TFL, HPL, Seating	Fawn Oak (FO) Veneer*, Seating*	Truffle Rain (TR) SQ1	River Cherry (RC) TFL, HPL, Seating*	Mesa Sunset (MAS) Veneer*, Seating*	Natural Marrone (NTM) TFL, HPL, Seating*
					
Studio Teak (TK) TFL, HPL, Seating	Pinnacle Walnut (PNW) Veneer, TFL, HPL, Seating	Harvest Maple (HVM) TFL, HPL, Seating*	Golden Cherry (GC) Veneer, TFL, HPL, Seating	Legacy Walnut (LW) Veneer, Seating	Artisan Walnut (AW) Veneer, Seating
					
Orchard (OR) SQ1	Shaker Cherry (SKC) Veneer, TFL, HPL, Seating	Select Cherry (SCH) Veneer, TFL, HPL, Seating	Williamsburg Cherry (WC) Veneer, TFL, HPL, Seating	Harvest Walnut (HW) Veneer, Seating	Dark Cherry (DC) Veneer, Seating
					
Mahogany Walnut (MW) Veneer, TFL, HPL, Seating	Henna Walnut (HNW) Veneer, Seating	Columbian Walnut (CO) Veneer, TFL, HPL, Seating	Sepia Walnut (SPW) TFL, HPL, Seating*	Florence Walnut (FLW) TFL, HPL, Seating*	Dark Forest Walnut (DFW) Veneer, Seating*
					
Ember Gray (EG) SQ1	Espresso (EW/EF) Veneer, TFL, HPL, Seating	Portico Teak (PTK) TFL, HPL, Seating*	Weathered Ash (WTA) Veneer*, TFL, HPL, Seating*	Smoky Brown Pear (SBP) TFL, HPL, Seating*	Asian Night (AS) Veneer, TFL, HPL, Seating
					
Midnight Run (MNR) TFL, HPL, Seating	Metropolis Sky (MTS) Veneer, Seating	Designer White (WH) TFL, HPL, Seating	Fashion Grey (FHG) TFL, HPL	Slate Grey (SG) TFL, HPL	Black (BL) TFL, HPL, Seating
					
Matte White (WH3) 3D Laminate (Iconic Only)	Concrete (CR3) 3D Laminate (Iconic Only)	Matte Black (BL3) 3D Laminate (Iconic Only)	Blush (BSH) HPL Accent (Iconic+Plush Only)	First Kiss (FK) HPL Accent (Iconic+Plush Only)	Surfin USA (SUS) HPL Accent (Iconic+Plush Only)
* Finish is Low Sheen					










Frosted & High Gloss Acrylics

				
Frosted (FSTA)	White (WHA)	Wired Mercury (WMA)	Graphite (GPA)	Black (BLA)





Solid Surfaces

					
Snow White (SNW)	Pebble Beach (PE)	Sedona (SE)	Arroyo (AR)	Tundra (TN)	Starry Night (SN)

Metal Options

				
Snow (SNOW)	Oyster White (OYST)	Sugar Cookie (SUGC)	Aluminum (ALUM)	Chrome (CHRM)
				
Gold (GOLD)	Platinum (PLAT)	Mist (MIST)	Black (BLK)	

Glass Options

	
Gloss White (GWHG) (Catalyst + Strut)	Acid Etched White (GWHA) (Catalyst + Strut)
	
Gloss Black (GBLG) (Catalyst + Strut)	Acid Etched Black (GBLA) (Catalyst + Strut)

Colors represented are high-resolution reproductions and may vary slightly from the actual product. To order samples, please contact our Customer Service team or order online at www.indianafurniture.com. Graining and finish colors may vary, yet will continue to complement across Veneer, HPL, TFL, and Seating products due to the inherent differences of these materials.

Indiana[®]

FURNITURE

1919 Hospitality Drive, Suite A
PO Box 270
Jasper, Indiana 47547-0270

Tel 812.482.5727

Toll 800.422.5727

Fax 812.482.9035

sales@indianafurniture.com

www.indianafurniture.com

Federal Classification: Small Business

©2025 Indiana Furniture 6/25

