

TABLES + SPACE DIVISION

PRICING EFFECTIVE JUNE 2, 2025



Indiana
FURNITURE

Being over a century old hasn't slowed us down! Sure, we are still the reliable, ethical company that was born in southern Indiana, steeped in quality, craftsmanship, and service. But have you seen our latest introductions? We are making a splash with design and challenging the concept of modern offices. Go ahead. Take a look. You know you want to.

Our Pledge to People + Our Planet.

We've been making wood furniture longer than just about anyone...and we want to be doing so for a long time to come. That's a large part of why we take a stewardship approach to our resources. We believe that environmental sustainability and business profits need not be mutually exclusive. They can and should exist side by side in a mutually beneficial relationship. And for more than a century, we've been showing how it's done.

We've proven our commitment to a sustainable future by supporting the standards and programs that protect our home planet and human health. Whether it's local sourcing, reducing contaminants, implementing wellness and safety programs, or diverting waste from landfills, social responsibility is a part of every decision we make at Indiana Furniture.

One of the surest ways to reduce our impact on the planet is to make and buy things that last. And this one's a natural for us. Our products are made with craftsmanship and attention to detail that are a part of our more than a century-long legacy in wood manufacturing. And our products are backed by our 12-year warranty, which facilitates maintenance, servicing and reassembly.

All of our product lines:

- Are manufactured and assembled in the USA,
- Meet or exceed Indoor Air quality standards*,
- Meet or exceed BIFMA level® Sustainability standards and certification*,
- Conform to the BIFMA Compliance standards*,
- Comply with TSCA Title VI (CARB) standards,
- and can contribute to U.S. Green Building's LEED Program.

To learn more, simply go to www.IndianaFurniture.com/resources.



Ease of Specification

Whether you're looking to specify your office spaces or simply to visualize them in the options and surface materials you are desiring, we make it easy. You can find the entire Indiana Furniture portfolio on the following third-party, space-planning platforms.



* Recently launched or new products may still be in testing; Cush Pillows is currently not BIFMA Compliant due to no available compliance test.

One10 Conference provides a scalable aesthetic with a versatile range of tables that provide solutions for casual to formal meetings that can support individual technology, the sharing of personal technology, or communal technology equipment. From conference to small meeting tables, the One10 collection provides flexibility for tailored applications, virtually anywhere.

CONSTRUCTION

VENEER

- Exposed surfaces feature select grade plain-sliced hardwood veneers in Cherry, Maple, American Black Walnut, or composite veneers. Veneers are carefully selected and matched to assure proper balance and consistency
- Veneer features either our UVAdvantage, an ultra-violet finish, or our Catalyzed finish (where noted)

LAMINATE

- High-Pressure Laminates (HPL) are made of woodgrain and solid color laminates fused to particleboard core; each laminate offers lasting beauty, superior resistance to normal wear, and easy maintenance

TOPS

- Tops with the Block Edge are 1½" thick while tops with the Knife Edge are 1⅝" thick
- Veneer tops offer 3-ply balanced construction with 1.5mm wood edge band; Laminate tops offer 3-ply balanced construction with 1mm PVC edge band; Designer White, Sugar Maple, and Williamsburg Cherry feature ABS edge bands
- Credenza tops are ¾" thick, 3-ply balanced construction with 0.5mm wood edge-banded rims on Veneer options and 1mm PVC edge-banded rims on Laminate options
- Veneer accent tops are ¾" thick, 3-ply construction with 0.5mm wood edge band while Laminate accent tops are ¾" thick, 3-ply construction with 1mm PVC edge band; Designer White, Sugar Maple, and Williamsburg Cherry feature ABS edge bands
- Grain direction runs left-to-right, unless noted
- The Block Edge profile will be used with Block Bases only, while the Knife Edge profile will be used with Blade Bases only



Block Edge Profile



Knife Edge Profile

CHASSIS

- Chassis for storage units are securely fastened using high quality European fastening systems and heavy-duty 16-gauge joining brackets to assure maximum strength
- All units ship with heavy-duty, adjustable leveling glides to ensure proper leveling and compensation for uneven floors

DRAWERS

- All drawer fronts are ¾" thick, 3-ply construction with vertical grain direction
- Drawer sides, back, and front are woodgrain vinyl-wrapped ½" thick with ⅛" thick hardboard bottoms
- 5-sided drawer construction allows for easy removal of drawer fronts; All drawer fronts are standard with elegant vertically matched faces
- All drawers feature full extension, progressive action slides with precision steel ball bearings
- Box and file drawers are tested for 100lb capacity
- All suspensions have a limited lifetime warranty

STORAGE

- All hinged doors are soft-close, unless otherwise noted
- One piece hinge and base plate combination
- Soft close hinges reduce stress placed on the cabinet when the door is closed and offers a quiet closure

HOW TO ORDER EXAMPLES

SMALL MEETING TABLES

Single Column Table

	QTY	MODEL NO.	DESCRIPTION	EXAMPLE
TOP	1	96-4848SQK	Finish/Color	CO
			Power/Data Location	OC
BASE	1	96-2711BL	Finish/Color	CO
POWER	1	01-DUOBEZELS		

STANDARD MEETING TABLES

Rectangle Shaped with Center Inlay, Block Edge, and Block Bases

	QTY	MODEL NO.	DESCRIPTION	EXAMPLE
TOP	1	96-60192RTV5	Primary Finish/Color	WTA
			Accent Finish/Color	FHG
BASES	2	96-2428BB	Primary Finish/Color	WTA
			Accent Finish/Color	FHG
	1	96-2428MSL	Primary Finish/Color	WTA
			Accent Finish/Color	FHG
POWER	10	01-DUOS		
	2	01-TRIOS		
	2	LCOMHDMI		

STORAGE & ACCESSORIES

Media Credenza

	QTY	MODEL NO.	DESCRIPTION	EXAMPLE
	1	95-1872OMC	Finish/Color	SBP

VEENER (W) OPTIONS ON TOPS, BASES, AND ACCENTS

Veneer features UVAdvantage, an ultra-violet finish, on all exposed surfaces or our Catalyzed finish (where noted), which is a multi-step, finish process that provides years of lasting beauty.

AW	Artisan Walnut	MW	Mahogany Walnut
AS	Asian Night	MAS	Mesa Sunset*
CO	Columbian Walnut	MTS	Metropolis Sky
DC	Dark Cherry	ORW	Oak Riftwood*
DFW	Dark Forest Walnut	PNW	Pinnacle Walnut
EW	Espresso	SCH	Select Cherry
FO	Fawn Oak*	SKC	Shaker Cherry
GC	Golden Cherry	SM	Sugar Maple
HW	Harvest Walnut	WTA	Weathered Ash*
HNW	Henna Walnut	WC	Williamsburg Cherry
LW	Legacy Walnut		

* Finish is Low Sheen

HPL (P) LAMINATE OPTIONS ON TOPS, BASES, AND ACCENTS AND TFL (T) FOR BASE ACCENTS

WOODGRAIN

AS	Asian Night	PNW	Pinnacle Walnut
BW	Beigewood	PTK	Portico Teak
CO	Columbian Walnut	RC	River Cherry
EF	Espresso	SCH	Select Cherry
FLW	Florence Walnut	SPW	Sepia Walnut
GC	Golden Cherry	SKC	Shaker Cherry
HVM	Harvest Maple	SBP	Smoky Brown Pear
KHE	Kirsche	TK	Studio Teak
MW	Mahogany Walnut	SM	Sugar Maple
MNR	Midnight Run	WTA	Weathered Ash
NTM	Natural Marrone	WNB	White Nebbia
ORW	Oak Riftwood	WC	Williamsburg Cherry

SOLID

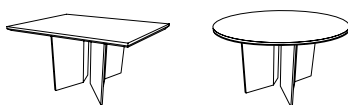
BL	Black*	FHG	Fashion Grey*
WH	Designer White	SG	Slate Grey*

* Available as Laminate Accent Only.

POWER/DATA UNITS & LOCATIONS

Square & Round Shaped Tops with Blade Bases

Models:



Modules Available ([See Unit Details](#)):

01-DUOBEZEL	Available in Black (B), Silver (S), or White (W)
01-TRIOBEZEL	Available in Black (B), Silver (S), or White (W)
01-PDUOBEZEL	Available in Black (B), Silver (S), or White (W)
01-PTRIOBEZEL	Available in Black (B), Silver (S), or White (W)

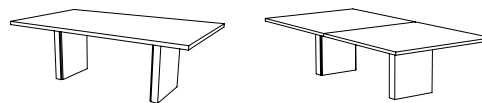
Note: Only one Power/Data Module Per Top.

Power/Data Location:

- All Power/Data Modules will be placed **On Center (OC)** of top.
- Designate "OC" when specifying the top model. Power/Data Module will need to be ordered separately.
- Power/Data Modules specified at the time of order will be routed for field installation.

Rectangular 1 or 2 Piece Tops with Block or Blade Bases

Models:



Modules Available ([See Unit Details](#)):

Available in Table Surface:

01-DUOBEZEL	Available in Black (B), Silver (S), or White (W)
01-TRIOBEZEL	Available in Black (B), Silver (S), or White (W)
01-PDUOBEZEL	Available in Black (B), Silver (S), or White (W)
01-PTRIOBEZEL	Available in Black (B), Silver (S), or White (W)

Available Under Table Surface:

01-DUO	Available in Black (B), Silver (S), or White (W)
01-TRIO	Available in Black (B), Silver (S), or White (W)
01-PDUO	Available in Black (B), Silver (S), or White (W)
01-PTRIO	Available in Black (B), Silver (S), or White (W)

Power/Data Location:

- Power/Data Modules specified at the time of order will be routed for field installation.
- Modules to be mounted under the table surface may be placed anywhere during field installation - No need to specify location when ordering top.

E1	29" Off One End
ELR	29" Off Each End
OC	On Center
OCELR	29" Off Each End and On Center

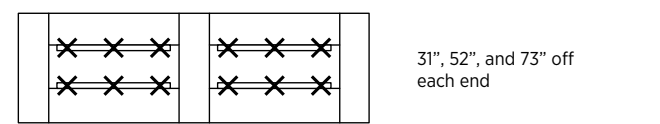
OCELR Not Available on Tables 96"W or Less

Rectangular and Boat Shaped Tops with Center Inlay

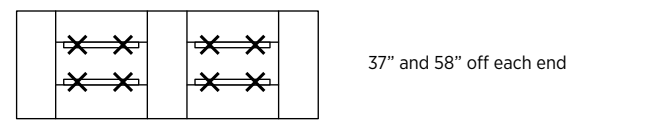
Modules Available ([See Unit Details](#)):
 01-DUO Available in Black (B), Silver (S), or White (W)
 01-TRIO Available in Black (B), Silver (S), or White (W)

- Power/Data Location:**
- All troughs, included as standard with the tops, have pre-drilled peck-hole locations from the bottom side of the trough for easy field installation. No need to specify location when ordering top.
 - Desired Power/Data Modules will need to be ordered separately.
 - Field install Power/Data Modules by selecting any or all of the desired pre-marked locations and drill the hole through.

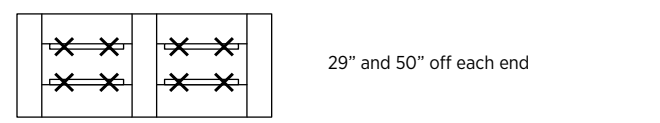
Locations For: 48"x192" & 60"x192" Models with Center Inlay



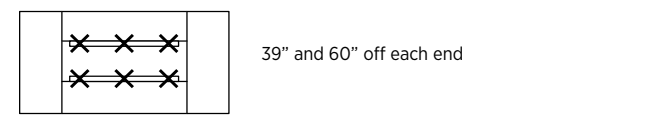
Locations For: 48"x168" & 60"x168" Models with Center Inlay



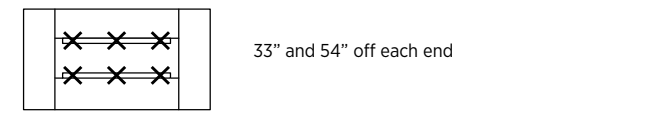
Locations For: 48"x144" & 60"x144" Models with Center Inlay



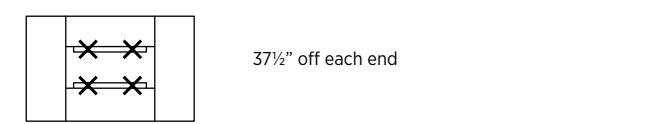
Locations For: 48"x120" & 60"x120" Models with Center Inlay



Locations For: 48"x108" & 60"x108" Models with Center Inlay



Locations For: 48"x96" & 60"x96" Models with Center Inlay



CERTIFICATIONS & SUSTAINABILITY

- Intertek Sustainability Certified
- BIFMA level® Certified
- BIFMA Compliant® Certified
- TSCA Title VI (formerly CARB) Compliance
- US Green Building's LEED® Contribution

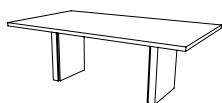
Small Meeting Tables



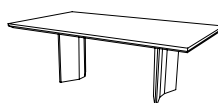
Square with Knife
Edge and Blade Bases
([See Details](#))



Round with Knife
Edge and Blade Bases
([See Details](#))




Rectangle with Block
Edge and Block Bases
([See Details](#))



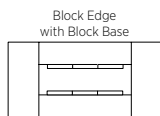
Rectangle with Knife
Edge and Blade Bases
([See Details](#))

Standard Meeting Tables

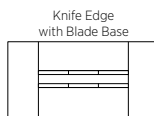
Select from a variety of tops
featuring solid, channels, or
inlays in your choice of Block
or Knife Edge



Solid 1 or 2 Piece

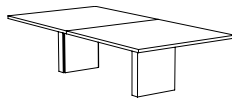


Block Edge
with Block Base



Knife Edge
with Blade Base

Center Inlay



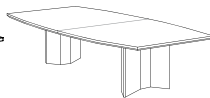
Rectangular with Block
Edge and Block Bases
([See Details](#))



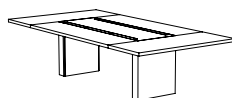
Rectangular with Knife
Edge and Blade Bases
([See Details](#))



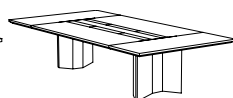
Boat Shaped with Block
Edge and Block Bases
([See Details](#))




Boat Shaped with Knife
Edge and Blade Bases
([See Details](#))



Rectangle with Center
Inlay, Block Edge, and
Block Bases
([See Details](#))



Rectangle with Center
Inlay, Knife Edge, and
Blade Bases
([See Details](#))

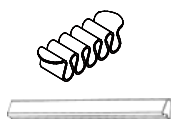
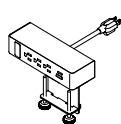


Boat Shaped with Center
Inlay, Block Edge, and
Block Bases
([See Details](#))

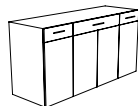


Boat Shaped with Center
Inlay, Knife Edge, and
Blade Bases
([See Details](#))

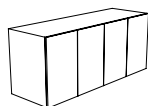
Wire Management & Power/Data Accessories ([See Multiple Unit Details](#))



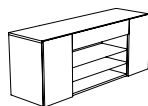
Storage & Accessories



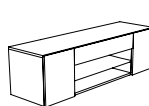
Buffet
([See Details](#))



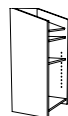
Credenza
([See Details](#))



Media Credenza
([See Details](#))



Low Media Credenza
([See Details](#))



Lectern
([See Details](#))

Item	Model No.		W	D	H	Ship Wt	Cubic Ft	List Price
SMALL MEETING TABLES	96-4848SQK	HPL	48	48	1 $\frac{3}{16}$	90	5.5	P\$ 1959
	95-4848SQK	Veneer						W\$ 2894
	96-5454SQK	HPL	54	54	1 $\frac{3}{16}$	114	6.8	P\$ 2260
	95-5454SQK	Veneer						W\$ 3238
	96-6060SQK	HPL	60	60	1 $\frac{3}{16}$	143	8.4	P\$ 2466
	95-6060SQK	Veneer						W\$ 3532



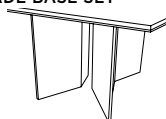
Must Specify (in this order):

Model #
Finish/Color
Power/Data Location

Description

- Veneer Tops Feature UV Finish on 48"D and Catalyzed Finish on 54"D and 60"D
- Requires One (1) Blade Base Set; Sold Separately, See Below
- Outer Panel can be Specified in a Contrasting Finish/Color from Top Finish/Color
- Power and Data Options Available; Sold Separately, [See Multiple Power Unit Details](#); Unit Will Be Routed On Center. [See Location Details](#)

BLADE BASE SET



Must Specify (in this order):

Model #
Finish/Color

Blade Base Set with Stretchers - Requires One (1) Set

96-2711BL	HPL	27	10 $\frac{1}{2}$	28	45	1.9	P\$ 4263
95-2711BL	Veneer						W\$ 5362

Description

- Tops Require One (1) Blade Base Set; Sold Separately, See Below
- Outer Panel Features Vertical Grain Direction and can be Specified in a Contrasting Finish/Color from Top Finish/Color

SMALL MEETING TABLES	96-4848CTK	HPL	48	48	1 $\frac{3}{16}$	90	5.5	P\$ 1974
	95-4848CTK	Veneer						W\$ 2952
	96-5454CTK	HPL	54	54	1 $\frac{3}{16}$	114	6.8	P\$ 2268
	95-5454CTK	Veneer						W\$ 3307
	96-6060CTK	HPL	60	60	1 $\frac{3}{16}$	143	8.4	P\$ 2470
	95-6060CTK	Veneer						W\$ 3597



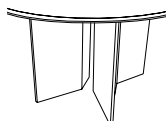
Must Specify (in this order):

Model #
Finish/Color
Power/Data Location

Description

- Veneer Tops Feature UV Finish on 48"D and Catalyzed Finish on 54"D and 60"D
- Requires One (1) Blade Base Set; Sold Separately, See Below
- Outer Panel can be Specified in a Contrasting Finish/Color from Top Finish/Color
- Power and Data Options Available; Sold Separately, [See Multiple Power Unit Details](#); Unit Will Be Routed On Center. [See Location Details](#)

BLADE BASE SET



Must Specify (in this order):

Model #
Finish/Color

Blade Base Set with Stretchers

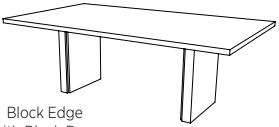
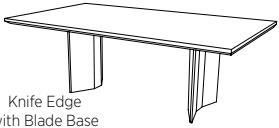
96-2711BL	HPL	27	10 $\frac{1}{2}$	28	45	1.9	P\$ 4263
95-2711BL	Veneer						W\$ 5362

Description

- Tops Require One (1) Blade Base Set; Sold Separately, See Below
- Outer Panel Features Vertical Grain Direction and can be Specified in a Contrasting Finish/Color from Top Finish/Color

P = HPL W = Veneer

[See One10 Overview For Ordering Options](#)

Item	Model No.		W	D	H	Ship Wt	Cubic Ft	List Price
SMALL MEETING TABLES								
RECTANGULAR SHAPE 1 PIECE TOP BLOCK EDGE W/BLOCK BASE OR KNIFE EDGE W/BLADE BASE  <p>Block Edge with Block Base</p>  <p>Knife Edge with Blade Base</p> <p><u>Must Specify (in this order):</u> Model # Finish/Color Power/Data Location</p>	Block Edge (Use with Block Base Only)							
	<i>36"W Tops</i>							
	96-3672RTV	HPL	36	72	1½	102	6.2	P\$ 1776
	95-3672RTV	Veneer						W\$ 2003
	96-3684RTV	HPL	36	84	1½	119	7.1	P\$ 1822
	95-3684RTV	Veneer						W\$ 2208
	96-3696RTV	HPL	36	96	1½	135	8.1	P\$ 1896
	95-3696RTV	Veneer						W\$ 2527
	<i>42"W Tops</i>							
	96-4272RTV	HPL	42	72	1½	119	7.1	P\$ 1804
	95-4272RTV	Veneer						W\$ 2114
	96-4284RTV	HPL	42	84	1½	138	8.1	P\$ 1890
	95-4284RTV	Veneer						W\$ 2595
	96-4296RTV	HPL	42	96	1½	158	9.1	P\$ 1973
	95-4296RTV	Veneer						W\$ 2750
	<i>48"W Tops</i>							
	96-4872RTV	HPL	48	72	1½	135	8.1	P\$ 1973
	95-4872RTV	Veneer						W\$ 2343
	96-4884RTV	HPL	48	84	1½	158	9.3	P\$ 2069
	95-4884RTV	Veneer						W\$ 2629
	Knife Edge (Use with Blade Base Only)							
	<i>36"W Tops</i>							
	96-3672RTK	HPL	36	72	1⅝	102	6.2	P\$ 4000
	95-3672RTK	Veneer						W\$ 5057
	96-3684RTK	HPL	36	84	1⅝	119	7.1	P\$ 4211
	95-3684RTK	Veneer						W\$ 5377
	96-4872RTK	HPL	48	72	1⅝	135	8.1	P\$ 4272
	95-4872RTK	Veneer						W\$ 5231
	<i>42"W Tops</i>							
	96-4272RTK	HPL	42	72	1⅝	119	7.1	P\$ 4090
	95-4272RTK	Veneer						W\$ 5181
	96-4284RTK	HPL	42	84	1⅝	138	8.1	P\$ 4320
	95-4284RTK	Veneer						W\$ 5574
	96-4296RTK	HPL	42	96	1⅝	158	9.1	P\$ 4793
	95-4296RTK	Veneer						W\$ 6107
	<i>48"W Tops</i>							
	96-4872RTK	HPL	48	72	1⅝	135	8.1	P\$ 4272
	95-4872RTK	Veneer						W\$ 5231
	96-4884RTK	HPL	48	84	1⅝	158	9.3	P\$ 4507
	95-4884RTK	Veneer						W\$ 5861

Continued on next page.

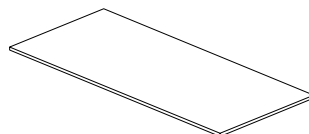
P = HPL W = Veneer C = Combination of Wood/Laminate

[See One10 Overview For Ordering Options](#)

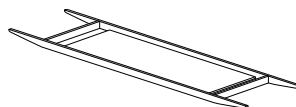
Item	Model No.	W	D	H	Ship Wt	Cubic Ft	List Price
------	-----------	---	---	---	---------	----------	------------

Continued from
Previous Page

What You Get:



Top

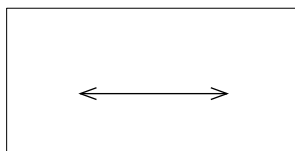


Trough
(on Knife Edge with Blade Bases Only)

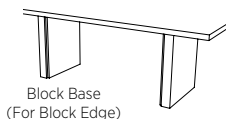
Description

- 1½" Thick Rectangular Top with Block Edge or 1⅝" Thick Rectangular Top with Knife Edge
- All Models Feature a 1 Piece Top
- Veneer Tops Feature Catalyzed Finish
- Requires Two (2) Block Bases (Block Edge Only) or Blade Bases (Knife Edge Only); Sold Separately, See Below
- Block Bases Require Stretcher Rails; Sold Separately, See Below
- Blade Bases come with Trough to Reinforce and Support Top
- Power and Data Options Available; Sold Separately, [See Multiple Power Unit Details](#); [See Location Options](#)
- Assembly Required

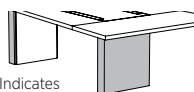
Top Grain Direction



BASES & STRETCHERS



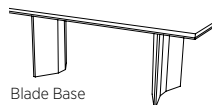
Block Base
(For Block Edge)



Shaded Indicates
Accent Area
(Vertical Grain Direction)

Must Specify (in this order):

Standard Base Model #
Stretchers (If needed)
Primary Finish/Color
Accent Material
Accent Finish/Color



Blade Base
(For Knife Edge)

Must Specify (in this order):

Standard Base Model #
Stretchers (If needed)
Primary Finish/Color

Block Bases; Must Order - Two (2) Required

96-2228BB	HPL	22	5¼	28	45	1.9	P\$	1567
95-2228BB	Veneer						W\$	2152
95-2228BB	Veneer/TFL						C\$	2440

Stretcher Sets For Block Bases; Must Order - One (1) Set Required

For 72"D Tables

96-0472STR	HPL	30⅞	¾	4⅝	5.2	0.3	P\$	630
95-0472STR	Veneer						W\$	737

For 84"D Tables

96-0484STR	HPL	42⅞	¾	4⅝	7.2	0.4	P\$	678
95-0484STR	Veneer						W\$	811

For 96"D Tables

96-0496STR	HPL	54⅞	¾	4⅝	9.2	0.5	P\$	760
95-0496STR	Veneer						W\$	913

Blade Bases; Must Order - Two (2) Required

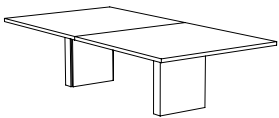

96-2828BD	HPL	28	10½	28	52	2.4	P\$	1362
95-2828BD	Veneer						W\$	1875

Description

- All Tables with a Block Edge Require Two (2) Block Bases and One (1) Set of Stretchers; All Tables with a Knife Edge Require Two (2) Blade Bases
- Bases are Constructed with Removable Interior Panel for Wire Management Installation
- Block Bases Feature Horizontal Grain Direction on Primary Panels and Vertical Grain on Accent Panels
- Block Base Outer Accent Panel can be Specified in a Contrasting Finish/Color from Top Finish/Color
- Blade Bases Feature Vertical Grain Direction
- Adjustable Glides Included

P = HPL W = Veneer C = Combination of Wood/TFL Accent

[See One10 Overview For Ordering Options](#)

Item	Model No.		W	D	H	Ship Wt	Cubic Ft	List Price
STANDARD TABLES RECTANGULAR SHAPE 1 OR 2 PIECE TOP BLOCK EDGE BLOCK BASE   <u>Must Specify (in this order):</u> Model # Finish/Color Power/Data Location Rectangular 1 or 2-Piece Top available with a Knife Edge and coordinating Blade Base. See Details.	48"D Tops							
	<i>96"W: 1 Piece Top</i>							
	96-4896RTV	HPL	96	48	1½	205	11.5	P\$ 4063
	95-4896RTV	Veneer						W\$ 5408
	<i>108"W: 1 Piece Top</i>							
	96-48108RTV	HPL	108	48	1½	234	12.9	P\$ 5181
	95-48108RTV	Veneer						W\$ 6250
	<i>120"W: 2 Piece Top</i>							
	96-48120RTV	HPL	120	48	1½	269	14.3	P\$ 5558
	95-48120RTV	Veneer						W\$ 6538
	<i>144"W: 2 Piece Top</i>							
	96-48144RTV	HPL	144	48	1½	318	17.1	P\$ 6448
	95-48144RTV	Veneer						W\$ 8330
	<i>168"W: 2 Piece Top</i>							
	96-48168RTV	HPL	168	48	1½	368	19.9	P\$ 7839
	95-48168RTV	Veneer						W\$ 8995
	<i>192"W: 2 Piece Top</i>							
	96-48192RTV	HPL	192	48	1½	426	22.7	P\$ 8249
	95-48192RTV	Veneer						W\$ 9582
	60"D Tops							
	<i>96"W: 1 Piece Top</i>							
	96-6096RTV	HPL	96	60	1½	262	14.6	P\$ 5203
	95-6096RTV	Veneer						W\$ 6216
	<i>108"W: 1 Piece Top</i>							
	96-60108RTV	HPL	108	60	1½	301	16.3	P\$ 5615
	95-60108RTV	Veneer						W\$ 7469
	<i>120"W: 2 Piece Top</i>							
	96-60120RTV	HPL	120	60	1½	332	18.0	P\$ 6421
	95-60120RTV	Veneer						W\$ 7563
	<i>144"W: 2 Piece Top</i>							
	96-60144RTV	HPL	144	60	1½	388	21.4	P\$ 7621
	95-60144RTV	Veneer						W\$ 9158
	<i>168"W: 2 Piece Top</i>							
	96-60168RTV	HPL	168	60	1½	449	24.8	P\$ 9107
	95-60168RTV	Veneer						W\$ 9822
	<i>192"W: 2 Piece Top</i>							
	96-60192RTV	HPL	192	60	1½	482	28.2	P\$ 9784
	95-60192RTV	Veneer						W\$ 10609

Continued on next page.

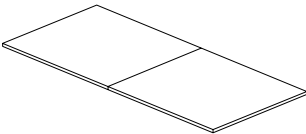
P = HPL W = Veneer

[See One10 Overview For Ordering Options](#)

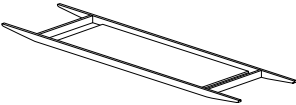
Item	Model No.	W	D	H	Ship Wt	Cubic Ft	List Price
------	-----------	---	---	---	---------	----------	------------

Continued from
Previous Page

What You Get:



Top

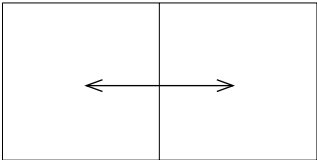


Trough

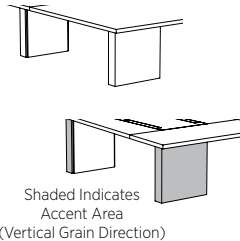
Description

- 1½" Thick Rectangular Top with Block Edge
- Veneer Tops Feature UV Finish on 48"D and Catalyzed Finish on 60"D
- Trough Reinforces and Supports Top
- Requires Two (2) Block Bases; Tables 144"W or Larger Also Require Middle Block Base; Sold Separately, See Below
- Power and Data Options Available; Sold Separately, [See Multiple Power Unit Details](#); [See Location Options](#)
- Assembly Required

Top Grain Direction



BLOCK BASES



Shaded Indicates
Accent Area
(Vertical Grain Direction)

Block Base Options; Must Order							
Standard Block Base - Two (2) Required							
96-2428BB	HPL	24	6	28	52	2.4	P\$ 1668
95-2428BB	Veneer						W\$ 2290
95-2428BB	Veneer/TFL						C\$ 2565
Middle Block Base - Required for Tops 144"W or Larger							
96-2428MSL	HPL	24	7½	28	72	2.8	P\$ 2037
95-2428MSL	Veneer						W\$ 2650
95-2428MSL	Veneer/TFL						C\$ 3018

Description



- All Tops Require Two (2) Block Bases; Tables 144"W or Larger Also Require Middle Block Base
- Bases are Constructed with Removable Interior Panel for Wire Management Installation
- Block Bases Feature Horizontal Grain Direction on Primary Panels and Vertical Grain on Accent Panels
- Block Base Outer Accent Panel can be Specified in a Contrasting Finish/Color from Top Finish/Color
- Middle Base Feature Horizontal Grain Direction on Primary Panels and Vertical Grain on Accent Panels
- Adjustable Glides Included

Must Specify (in this order):

- Standard Base Model #
- Primary Finish/Color
- Accent Material
- Accent Finish/Color
- Middle Base Model # (If needed)
- Middle Base Primary Finish/Color
- Middle Base Accent Material
- Middle Base Accent Finish/Color

P = HPL W = Veneer C = Combination of Wood/TFL Accent

[See One10 Overview For Ordering Options](#)

Item	Model No.		W	D	H	Ship Wt	Cubic Ft	List Price
STANDARD TABLES RECTANGULAR SHAPE 1 OR 2 PIECE TOP KNIFE EDGE BLADE BASE   <u>Must Specify (in this order):</u> Model # Finish/Color Power/Data Location Rectangular 1 or 2-Piece Top available with a Block Edge and coordinating Block Base. See Details.	48"D Tops							
	<i>96"W: 1 Piece Top</i>							
	96-4896RTK	HPL	96	48	1 $\frac{3}{16}$	205	11.5	P\$ 4550
	95-4896RTK	Veneer						W\$ 6062
	<i>108"W: 1 Piece Top</i>							
	96-48108RTK	HPL	108	48	1 $\frac{3}{16}$	234	12.9	P\$ 5803
	95-48108RTK	Veneer						W\$ 7000
	<i>120"W: 2 Piece Top</i>							
	96-48120RTK	HPL	120	48	1 $\frac{3}{16}$	269	14.3	P\$ 6229
	95-48120RTK	Veneer						W\$ 7324
	<i>144"W: 2 Piece Top</i>							
	96-48144RTK	HPL	144	48	1 $\frac{3}{16}$	318	17.1	P\$ 7222
	95-48144RTK	Veneer						W\$ 9327
	<i>168"W: 2 Piece Top</i>							
	96-48168RTK	HPL	168	48	1 $\frac{3}{16}$	368	19.9	P\$ 8780
	95-48168RTK	Veneer						W\$ 10076
	<i>192"W: 2 Piece Top</i>							
	96-48192RTK	HPL	192	48	1 $\frac{3}{16}$	426	22.7	P\$ 9237
	95-48192RTK	Veneer						W\$ 10733
	60"D Tops							
	<i>96"W: 1 Piece Top</i>							
	96-6096RTK	HPL	96	60	1 $\frac{3}{16}$	262	14.6	P\$ 5827
	95-6096RTK	Veneer						W\$ 6961
	<i>108"W: 1 Piece Top</i>							
	96-60108RTK	HPL	108	60	1 $\frac{3}{16}$	301	16.3	P\$ 6291
	95-60108RTK	Veneer						W\$ 8370
	<i>120"W: 2 Piece Top</i>							
	96-60120RTK	HPL	120	60	1 $\frac{3}{16}$	332	18.0	P\$ 7192
	95-60120RTK	Veneer						W\$ 8469
	<i>144"W: 2 Piece Top</i>							
	96-60144RTK	HPL	144	60	1 $\frac{3}{16}$	388	21.4	P\$ 8536
	95-60144RTK	Veneer						W\$ 10261
	<i>168"W: 2 Piece Top</i>							
	96-60168RTK	HPL	168	60	1 $\frac{3}{16}$	449	24.8	P\$ 10197
	95-60168RTK	Veneer						W\$ 11000
	<i>192"W: 2 Piece Top</i>							
	96-60192RTK	HPL	192	60	1 $\frac{3}{16}$	482	28.2	P\$ 10962
	95-60192RTK	Veneer						W\$ 11882

Continued on next page.

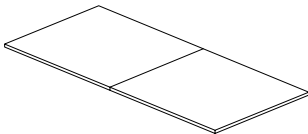
P = HPL W = Veneer

[See One10 Overview For Ordering Options](#)

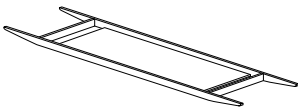
Item	Model No.	W	D	H	Ship Wt	Cubic Ft	List Price
------	-----------	---	---	---	---------	----------	------------

Continued from
Previous Page

What You Get:



Top

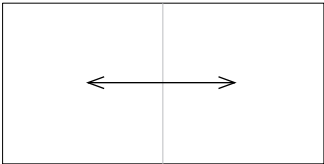


Trough

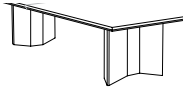
Description

- 1 $\frac{3}{16}$ " Rectangular Top with Knife Edge
- Veneer Tops Feature UV Finish on 48"D and Catalyzed Finish on 60"D
- Trough Reinforces and Supports Top
- Requires Two (2) Blade Bases; Tables 144"W or Larger Also Require Middle Blade Base; Sold Separately, See Below
- Power and Data Options Available; Sold Separately, [See Multiple Power Unit Details](#); [See Location Options](#)
- Assembly Required

Top Grain Direction



BLADE BASES



Blade Base Options; Must Order							
Standard Blade Base - Two (2) Required							
96-2828BD	HPL	28	10½	28	52	2.4	P\$ 1362
95-2828BD	Veneer						W\$ 1875
Middle Blade Base - Required for Tops 144"W or Larger							
96-2818MBD	Aluminum	18	3¾	28	72	2.8	\$ 1803
95-2818MBD	Aluminum						\$ 1803

Must Specify (in this order):

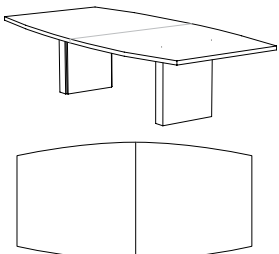
- Standard Base Model #
- Primary Finish/Color
- Middle Base Model # (If needed)

Description

- All Tops Require Two (2) Blade Bases; Tables 144"W or Larger Also Require Middle Blade Base
- Bases are Constructed with Removable Interior Aluminum Panel for Wire Management Installation
- Aluminum Middle Blade Base Features Two (2) Aluminum Doors for Wire Management
- Blade Base Outer Panel Feature Vertical Grain Direction and can be Specified in a Contrasting Finish/Color from Top Finish/Color
- Adjustable Glides Included

P = HPL W = Veneer

[See One10 Overview For Ordering Options](#)

Item	Model No.		W	D	H	Ship Wt	Cubic Ft	List Price
STANDARD TABLES BOAT SHAPED 1 OR 2 PIECE TOP BLOCK EDGE BLOCK BASE  <u>Must Specify (in this order):</u> Model # Finish/Color Power/Data Location Boat-Shaped 1 or 2-Piece Top available with a Knife Edge and coordinating Blade Base. See Details.	48"D Tops							
	<i>96"W: 1 Piece Top</i>							
	96-4896BTB	HPL	96	48 - 36	1½	205	11.5	P\$ 4266
	95-4896BTB	Veneer						W\$ 5681
	<i>108"W: 1 Piece Top</i>							
	96-48108BTB	HPL	108	48 - 36	1½	234	12.9	P\$ 5442
	95-48108BTB	Veneer						W\$ 6562
	<i>120"W: 2 Piece Top</i>							
	96-48120BTB	HPL	120	48 - 36	1½	269	14.3	P\$ 5837
	95-48120BTB	Veneer						W\$ 6867
	<i>144"W: 2 Piece Top</i>							
	96-48144BTB	HPL	144	48 - 36	1½	318	17.1	P\$ 6772
	95-48144BTB	Veneer						W\$ 8747
	<i>168"W: 2 Piece Top</i>							
	96-48168BTB	HPL	168	48 - 36	1½	368	19.9	P\$ 8229
	95-48168BTB	Veneer						W\$ 9449
	<i>192"W: 2 Piece Top</i>							
	96-48192BTB	HPL	192	48 - 36	1½	426	22.7	P\$ 8664
	95-48192BTB	Veneer						W\$ 10060
	60"D Tops							
	<i>96"W: 1 Piece Top</i>							
	96-6096BTB	HPL	96	60 - 48	1½	262	14.6	P\$ 5461
	95-6096BTB	Veneer						W\$ 6526
	<i>108"W: 1 Piece Top</i>							
	96-60108BTB	HPL	108	60 - 48	1½	301	16.3	P\$ 5896
	95-60108BTB	Veneer						W\$ 7844
	<i>120"W: 2 Piece Top</i>							
	96-60120BTB	HPL	120	60 - 48	1½	332	18.0	P\$ 6739
	95-60120BTB	Veneer						W\$ 7937
	<i>144"W: 2 Piece Top</i>							
	96-60144BTB	HPL	144	60 - 48	1½	388	21.4	P\$ 8004
	95-60144BTB	Veneer						W\$ 9892
	<i>168"W: 2 Piece Top</i>							
	96-60168BTB	HPL	168	60 - 48	1½	449	24.8	P\$ 9562
	95-60168BTB	Veneer						W\$ 10609
	<i>192"W: 2 Piece Top</i>							
	96-60192BTB	HPL	192	60 - 48	1½	482	28.2	P\$ 10276
	95-60192BTB	Veneer						W\$ 11456

Continued on next page.

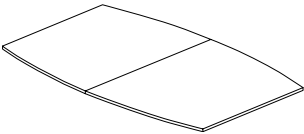
P = HPL W = Veneer

[See One10 Overview For Ordering Options](#)

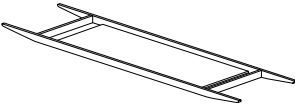
Item	Model No.	W	D	H	Ship Wt	Cubic Ft	List Price
------	-----------	---	---	---	---------	----------	------------

Continued from
Previous Page

What You Get:



Top

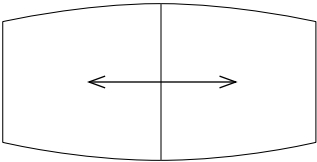


Trough

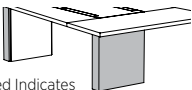
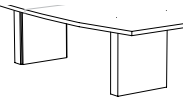
Description

- 1½" Thick Boat-Shaped Top with Block Edge
- Veneer Tops Feature UV Finish on 48"D and Catalyzed Finish on 60"D
- Trough Reinforces and Supports Top
- Requires Two (2) Block Bases; Tables 144"W or Larger Also Require Middle Block Base; Sold Separately, See Below
- Power and Data Options Available; Sold Separately, [See Multiple Power Unit Details](#); [See Location Options](#)
- Assembly Required

Top Grain Direction



BLOCK BASES



Shaded Indicates
Accent Area
(Vertical Grain Direction)

Must Specify (in this order):

- Standard Base Model #
- Primary Finish/Color
- Accent Material
- Accent Finish/Color
- Middle Base Model # (If needed)
- Middle Base Primary Finish/Color
- Middle Base Accent Material
- Middle Base Accent Finish/Color

Block Base Options; Must Order

Standard Block Base - Two (2) Required

96-2428BB	HPL	24	6	28	52	2.4	P\$	1668
95-2428BB	Veneer						W\$	2290
95-2428BB	Veneer/TFL						C\$	2565

Middle Block Base - Required for Tops 144"W or Larger

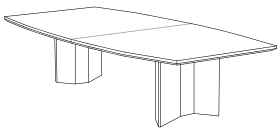
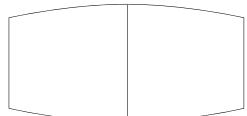
96-2428MSL	HPL	24	7½	28	72	2.8	P\$	2037
95-2428MSL	Veneer						W\$	2650
95-2428MSL	Veneer/TFL						C\$	3018

Description

- All Tops Require Two (2) Block Bases; Tables 144"W or Larger Also Require Middle Block Base
- Bases are Constructed with Removable Interior Panel for Wire Management Installation
- Block Bases Feature Horizontal Grain Direction on Primary Panels and Vertical Grain on Accent Panels
- Block Base Outer Accent Panel can be Specified in a Contrasting Finish/Color from Top Finish/Color
- Middle Base Feature Horizontal Grain Direction on Primary Panels and Vertical Grain on Accent Panels
- Adjustable Glides Included

P = HPL W = Veneer C = Combination of Wood/TFL Accent

[See One10 Overview For Ordering Options](#)

Item	Model No.		W	D	H	Ship Wt	Cubic Ft	List Price
STANDARD TABLES BOAT SHAPED 1 OR 2 PIECE TOP KNIFE EDGE BLADE BASE   <p><u>Must Specify (in this order):</u> Model # Finish/Color Power/Data Location</p> <p>Boat-Shaped 1 or 2-Piece Top available with a Block Edge and coordinating Block Base.</p> <p>See Details.</p>	48"D Tops							
	<i>96"W: 1 Piece Top</i>							
	96-4896BTK	HPL	96	48 - 36	1 $\frac{3}{16}$	205	11.5	P\$ 4778
	95-4896BTK	Veneer						W\$ 6368
	<i>108"W: 1 Piece Top</i>							
	96-48108BTK	HPL	108	48 - 36	1 $\frac{3}{16}$	234	12.9	P\$ 6096
	95-48108BTK	Veneer						W\$ 7353
	<i>120"W: 2 Piece Top</i>							
	96-48120BTK	HPL	120	48 - 36	1 $\frac{3}{16}$	269	14.3	P\$ 6538
	95-48120BTK	Veneer						W\$ 7688
	<i>144"W: 2 Piece Top</i>							
	96-48144BTK	HPL	144	48 - 36	1 $\frac{3}{16}$	318	17.1	P\$ 7580
	95-48144BTK	Veneer						W\$ 9797
	<i>168"W: 2 Piece Top</i>							
	96-48168BTK	HPL	168	48 - 36	1 $\frac{3}{16}$	368	19.9	P\$ 9217
	95-48168BTK	Veneer						W\$ 10578
	<i>192"W: 2 Piece Top</i>							
	96-48192BTK	HPL	192	48 - 36	1 $\frac{3}{16}$	426	22.7	P\$ 9701
	95-48192BTK	Veneer						W\$ 11272
	60"D Tops							
	<i>96"W: 1 Piece Top</i>							
	96-6096BTK	HPL	96	60 - 48	1 $\frac{3}{16}$	262	14.6	P\$ 6119
	95-6096BTK	Veneer						W\$ 7306
	<i>108"W: 1 Piece Top</i>							
	96-60108BTK	HPL	108	60 - 48	1 $\frac{3}{16}$	301	16.3	P\$ 6605
	95-60108BTK	Veneer						W\$ 8785
	<i>120"W: 2 Piece Top</i>							
	96-60120BTK	HPL	120	60 - 48	1 $\frac{3}{16}$	332	18.0	P\$ 7550
	95-60120BTK	Veneer						W\$ 8893
	<i>144"W: 2 Piece Top</i>							
	96-60144BTK	HPL	144	60 - 48	1 $\frac{3}{16}$	388	21.4	P\$ 8962
	95-60144BTK	Veneer						W\$ 10770
	<i>168"W: 2 Piece Top</i>							
	96-60168BTK	HPL	168	60 - 48	1 $\frac{3}{16}$	449	24.8	P\$ 10707
	95-60168BTK	Veneer						W\$ 11550
	<i>192"W: 2 Piece Top</i>							
	96-60192BTK	HPL	192	60 - 48	1 $\frac{3}{16}$	482	28.2	P\$ 11509
	95-60192BTK	Veneer						W\$ 12476

Continued on next page.

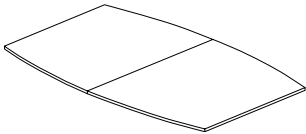
P = HPL W = Veneer

[See One10 Overview For Ordering Options](#)

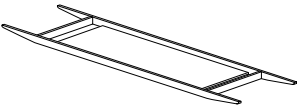
Item	Model No.	W	D	H	Ship Wt	Cubic Ft	List Price
------	-----------	---	---	---	---------	----------	------------

Continued from
Previous Page

What You Get:



Top

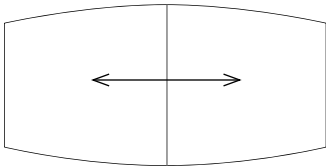


Trough

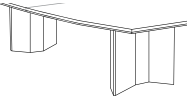
Description

- 1 $\frac{3}{16}$ " Rectangular Top with Knife Edge
- Veneer Tops Feature UV Finish on 48"D and Catalyzed Finish on 60"D
- Trough Reinforces and Supports Top
- Requires Two (2) Blade Bases; Tables 144"W or Larger Also Require Middle Blade Base; Sold Separately, See Below
- Power and Data Options Available; Sold Separately, [See Multiple Power Unit Details](#); [See Location Options](#)
- Assembly Required

Top Grain Direction



BLADE BASES



Must Specify (in this order):

- Standard Base Model #
- Primary Finish/Color
- Middle Base Model # (If needed)

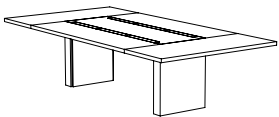
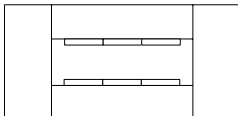
Blade Base Options; Must Order							
Standard Blade Base - Two (2) Required							
96-2828BD	HPL	28	10 $\frac{1}{2}$	28	52	2.4	P\$ 1362
95-2828BD	Veneer						W\$ 1875
Middle Blade Base - Required for Tops 144"W or Larger							
96-2818MBD	Aluminum	18	3 $\frac{3}{8}$	28	72	2.8	\$ 1803
95-2818MBD	Aluminum						\$ 1803

Description

- All Tops Require Two (2) Blade Bases; Tables 144"W or Larger Also Require Middle Blade Base
- Bases are Constructed with Removable Interior Aluminum Panel for Wire Management Installation
- Aluminum Middle Blade Base Features Two (2) Aluminum Doors for Wire Management
- Blade Base Outer Panel Feature Vertical Grain Direction and can be Specified in a Contrasting Finish/Color from Top Finish/Color
- Adjustable Glides Included

P = HPL W = Veneer

[See One10 Overview For Ordering Options](#)

Item	Model No.		W	D	H	Ship Wt	Cubic Ft	List Price
STANDARD TABLES		48"D Tops						
		<i>96"W: 5 Piece Top - 4 Accent Doors</i>						
RECTANGULAR TOP CENTER INLAY BLOCK EDGE BLOCK BASE	96-4896RTV5	HPL	96	48	1½	237	23.0	P\$ 7962
	95-4896RTV5	Veneer						W\$ 8734
	95-4896RTV5	Veneer/HPL						C\$ 9189
		<i>108"W: 5 Piece Top - 6 Accent Doors</i>						
	96-48108RTV5	HPL	108	48	1½	260	22.8	P\$ 8675
	95-48108RTV5	Veneer						W\$ 9925
	95-48108RTV5	Veneer/HPL						C\$ 10332
		<i>120"W: 5 Piece Top - 6 Accent Doors</i>						
	96-48120RTV5	HPL	120	48	1½	282	23.2	P\$ 8962
	95-48120RTV5	Veneer						W\$ 10219
	95-48120RTV5	Veneer/HPL						C\$ 10642
		<i>144"W: 9 Piece Top - 8 Accent Doors</i>						
	96-48144RTV5	HPL	144	48	1½	311	23.4	P\$ 13826
	95-48144RTV5	Veneer						W\$ 15251
	95-48144RTV5	Veneer/HPL						C\$ 16040
		<i>168"W: 9 Piece Top - 8 Accent Doors</i>						
Must Specify (in this order): Model # Primary Finish/Color Accent Material Accent Finish/Color	96-48168RTV5	HPL	168	48	1½	328	23.7	P\$ 14359
	95-48168RTV5	Veneer						W\$ 15801
	95-48168RTV5	Veneer/HPL						C\$ 16610
		<i>192"W: 9 Piece Top - 12 Accent Doors</i>						
	96-48192RTV5	HPL	192	48	1½	345	23.9	P\$ 15950
	95-48192RTV5	Veneer						W\$ 18415
	95-48192RTV5	Veneer/HPL						C\$ 19193
		60"D Tops						
		<i>96"W: 5 Piece Top - 4 Accent Doors</i>						
Rectangular Table With Center Inlay also available with a Knife Edge and coordinating Blade Base.	96-6096RTV5	HPL	96	60	1½	282	23.0	P\$ 8686
	95-6096RTV5	Veneer						W\$ 10307
	95-6096RTV5	Veneer/HPL						C\$ 10578
		<i>108"W: 5 Piece Top - 6 Accent Doors</i>						
See Details.	96-60108RTV5	HPL	108	60	1½	310	23.6	P\$ 9455
	95-60108RTV5	Veneer						W\$ 11129
	95-60108RTV5	Veneer/HPL						C\$ 11259
		<i>120"W: 5 Piece Top - 6 Accent Doors</i>						
	96-60120RTV5	HPL	120	60	1½	339	24.0	P\$ 9739
	95-60120RTV5	Veneer						W\$ 11528
	95-60120RTV5	Veneer/HPL						C\$ 11675
		<i>144"W: 9 Piece Top - 8 Accent Doors</i>						
	96-60144RTV5	HPL	144	60	1½	379	24.4	P\$ 14944
	95-60144RTV5	Veneer						W\$ 17152
	95-60144RTV5	Veneer/HPL						C\$ 17590
		<i>168"W: 9 Piece Top - 8 Accent Doors</i>						
	96-60168RTV5	HPL	168	60	1½	407	24.9	P\$ 15565
	95-60168RTV5	Veneer						W\$ 18066
	95-60168RTV5	Veneer/HPL						C\$ 18538
		<i>192"W: 9 Piece Top - 12 Accent Doors</i>						
	96-60192RTV5	HPL	192	60	1½	435	25.3	P\$ 17195
	95-60192RTV5	Veneer						W\$ 20323
	95-60192RTV5	Veneer/HPL						C\$ 20620

Continued on next page.

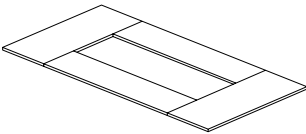
P = HPL W = Veneer C = Combination of Wood/HPL

[See One10 Overview For Ordering Options](#)

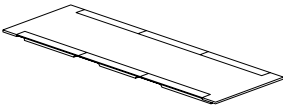
Item	Model No.	W	D	H	Ship Wt	Cubic Ft	List Price
------	-----------	---	---	---	---------	----------	------------

Continued from
Previous Page

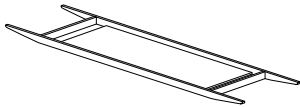
What You Get:



Outer Piece Top



Center Inlay Top

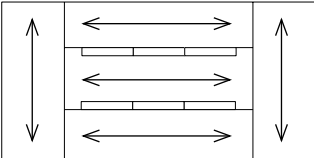


Trough

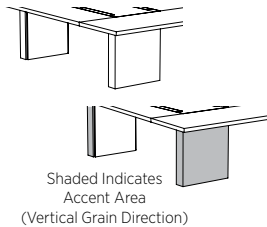
Description

- 1½" Thick Rectangular Top with Block Edge
- Veneer Tops Feature UV Finish
- Center Inlay Includes Aluminum Accent Doors for Wire Management
- Center Inlay Available in Contrasting Laminate or Veneer
- Trough Reinforces and Supports Top
- Requires Two (2) Block Bases; Tables 144"W or Larger Also Require Middle Block Base; Sold Separately, See Below
- Silver Grommet Included for Optional Polycom Installation
- Power and Data Options Available; Sold Separately, [See Multiple Power Unit Details](#); [See Location Options](#)
- Assembly Required

Top Grain Direction



BLOCK BASES



Shaded Indicates
Accent Area
(Vertical Grain Direction)

Must Specify (in this order):

- Standard Base Model #
- Primary Finish/Color
- Accent Material
- Accent Finish/Color
- Middle Base Model # (If needed)
- Middle Base Primary Finish/Color
- Middle Base Accent Material
- Middle Base Accent Finish/Color

Block Base Options; Must Order

Standard Block Base - Two (2) Required

96-2428BB	HPL	24	6	28	52	2.4	P\$ 1668
95-2428BB	Veneer						W\$ 2290
95-2428BB	Veneer/TFL						C\$ 2565

Middle Block Base - Required for Tops 144"W or Larger

96-2428MSL	HPL	24	7½	28	72	2.8	P\$ 2037
95-2428MSL	Veneer						W\$ 2650
95-2428MSL	Veneer/TFL						C\$ 3018

Description

- All Tops Require Two (2) Block Bases; Tables 144"W or Larger Also Require Middle Block Base
 - Bases are Constructed with Removable Interior Panel for Wire Management Installation
 - Block Bases Feature Horizontal Grain Direction on Primary Panels and Vertical Grain on Accent Panels
 - Block Base Outer Accent Panel can be Specified in a Contrasting Finish/Color from Top Finish/Color
 - Middle Base Feature Horizontal Grain Direction on Primary Panels and Vertical Grain on Accent Panels
- Adjustable Glides Included

P = HPL W = Veneer C = Combination of Wood/TFL Accent

[See One10 Overview For Ordering Options](#)

Item	Model No.		W	D	H	Ship Wt	Cubic Ft	List Price
STANDARD TABLES RECTANGULAR TOP CENTER INLAY KNIFE EDGE BLADE BASE	48"D Tops							
	<i>96"W: 5 Piece Top - 4 Accent Doors</i>							
	96-4896RTK5	HPL	96	48	1 $\frac{3}{16}$	237	23.0	P\$ 8919
	95-4896RTK5	Veneer						W\$ 9783
	95-4896RTK5	Veneer/HPL						C\$ 10273
	<i>108"W: 5 Piece Top - 6 Accent Doors</i>							
	96-48108RTK5	HPL	108	48	1 $\frac{3}{16}$	260	22.8	P\$ 9715
	95-48108RTK5	Veneer						W\$ 11114
	95-48108RTK5	Veneer/HPL						C\$ 11565
	<i>120"W: 5 Piece Top - 6 Accent Doors</i>							
	96-48120RTK5	HPL	120	48	1 $\frac{3}{16}$	282	23.2	P\$ 10039
	95-48120RTK5	Veneer						W\$ 11447
	95-48120RTK5	Veneer/HPL						C\$ 11916
	<i>144"W: 9 Piece Top - 8 Accent Doors</i>							
	96-48144RTK5	HPL	144	48	1 $\frac{3}{16}$	311	23.4	P\$ 15488
	95-48144RTK5	Veneer						W\$ 17079
	95-48144RTK5	Veneer/HPL						C\$ 17937
	<i>168"W: 9 Piece Top - 8 Accent Doors</i>							
	96-48168RTK5	HPL	168	48	1 $\frac{3}{16}$	328	23.7	P\$ 16083
	95-48168RTK5	Veneer						W\$ 17698
	95-48168RTK5	Veneer/HPL						C\$ 18573
	<i>192"W: 9 Piece Top - 12 Accent Doors</i>							
	96-48192RTK5	HPL	192	48	1 $\frac{3}{16}$	345	23.9	P\$ 17864
	95-48192RTK5	Veneer						W\$ 20623
	95-48192RTK5	Veneer/HPL						C\$ 21482
	60"D Tops							
	<i>96"W: 5 Piece Top - 4 Accent Doors</i>							
	96-6096RTK5	HPL	96	60	1 $\frac{3}{16}$	282	23.0	P\$ 9727
	95-6096RTK5	Veneer						W\$ 11542
	95-6096RTK5	Veneer/HPL						C\$ 11860
	<i>108"W: 5 Piece Top - 6 Accent Doors</i>							
	96-60108RTK5	HPL	108	60	1 $\frac{3}{16}$	310	23.6	P\$ 10589
	95-60108RTK5	Veneer						W\$ 12460
	95-60108RTK5	Veneer/HPL						C\$ 12641
	<i>120"W: 5 Piece Top - 6 Accent Doors</i>							
	96-60120RTK5	HPL	120	60	1 $\frac{3}{16}$	339	24.0	P\$ 10905
	95-60120RTK5	Veneer						W\$ 12912
	95-60120RTK5	Veneer/HPL						C\$ 13109
	<i>144"W: 9 Piece Top - 8 Accent Doors</i>							
	96-60144RTK5	HPL	144	60	1 $\frac{3}{16}$	379	24.4	P\$ 16736
	95-60144RTK5	Veneer						W\$ 19212
	95-60144RTK5	Veneer/HPL						C\$ 19724
	<i>168"W: 9 Piece Top - 8 Accent Doors</i>							
	96-60168RTK5	HPL	168	60	1 $\frac{3}{16}$	407	24.9	P\$ 17434
	95-60168RTK5	Veneer						W\$ 20233
	95-60168RTK5	Veneer/HPL						C\$ 20782
	<i>192"W: 9 Piece Top - 12 Accent Doors</i>							
	96-60192RTK5	HPL	192	60	1 $\frac{3}{16}$	435	25.3	P\$ 19261
	95-60192RTK5	Veneer						W\$ 22760
	95-60192RTK5	Veneer/HPL						C\$ 23147

Must Specify (in this order):

Model #
 Primary Finish/Color
 Accent Material
 Accent Finish/Color

Rectangular Table
 With Center Inlay also
 available with a Block
 Edge and coordinating
 Block Base.

[See Details.](#)

Continued on next page.

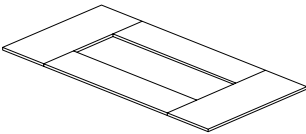
P = HPL W = Veneer C = Combination of Wood/HPL

[See One10 Overview For Ordering Options](#)

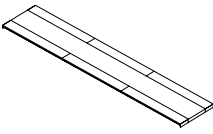
Item	Model No.	W	D	H	Ship Wt	Cubic Ft	List Price
------	-----------	---	---	---	---------	----------	------------

Continued from
Previous Page

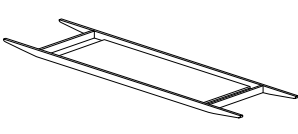
What You Get:



Outer Piece Top



Center Inlay Top

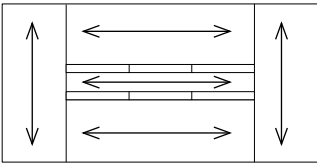


Trough

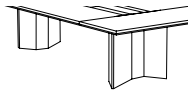
Description

- 1 $\frac{3}{16}$ " Rectangular Top with Knife Edge
- Veneer Tops Feature UV Finish
- Center Inlay Includes Aluminum Accent Doors for Wire Management
- Center Inlay Available in Contrasting Laminate or Veneer
- Trough Reinforces and Supports Top
- Requires Two (2) Blade Bases; Tables 144"W or Larger Also Require Middle Blade Base; Sold Separately, See Below
- Silver Grommet Included for Optional Polycorn Installation
- Power and Data Options Available; Sold Separately, [See Multiple Power Unit Details](#); [See Location Options](#)
- Assembly Required

Top Grain Direction



BLADE BASES



Blade Base Options; Must Order							
Standard Blade Base - Two (2) Required							
96-2828BD	HPL	28	10 $\frac{1}{2}$	28	52	2.4	P\$ 1362
95-2828BD	Veneer						W\$ 1875
Middle Blade Base - Required for Tops 144"W or Larger							
96-2818MBD	Aluminum	18	3 $\frac{3}{8}$	28	72	2.8	\$ 1803
95-2818MBD	Aluminum						\$ 1803

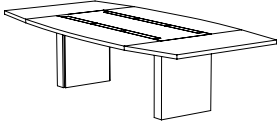
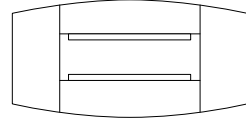
Description

- All Tops Require Two (2) Blade Bases; Tables 144"W or Larger Also Require Middle Blade Base
- Bases are Constructed with Removable Interior Aluminum Panel for Wire Management Installation
- Aluminum Middle Blade Base Features Two (2) Aluminum Doors for Wire Management
- Blade Base Outer Panel Feature Vertical Grain Direction and can be Specified in a Contrasting Finish/Color from Top Finish/Color
- Adjustable Glides Included

Must Specify (in this order):
Standard Base Model #
Primary Finish/Color
Middle Base Model # (If needed)

P = HPL W = Veneer

[See One10 Overview For Ordering Options](#)

Item	Model No.		W	D	H	Ship Wt	Cubic Ft	List Price
STANDARD TABLES		48"D Tops						
		<i>96"W: 5 Piece Top - 4 Accent Doors</i>						
BOAT-SHAPED TOP CENTER INLAY BLOCK EDGE BLOCK BASE	96-4896BTV5	HPL	96	48 - 36	1½	237	23.0	P\$ 8362
	95-4896BTV5	Veneer						W\$ 9174
	95-4896BTV5	Veneer/HPL						C\$ 9648
		<i>108"W: 5 Piece Top - 6 Accent Doors</i>						
	96-48108BTV5	HPL	108	48 - 36	1½	260	22.8	P\$ 9110
	95-48108BTV5	Veneer						W\$ 10420
	95-48108BTV5	Veneer/HPL						C\$ 10852
		<i>120"W: 5 Piece Top - 6 Accent Doors</i>						
	96-48120BTV5	HPL	120	48 - 36	1½	282	23.2	P\$ 9410
	95-48120BTV5	Veneer						W\$ 10731
	95-48120BTV5	Veneer/HPL						C\$ 11175
		<i>144"W: 9 Piece Top - 8 Accent Doors</i>						
	96-48144BTV5	HPL	144	48 - 36	1½	311	23.4	P\$ 14519
	95-48144BTV5	Veneer						W\$ 16011
	95-48144BTV5	Veneer/HPL						C\$ 16843
		<i>168"W: 9 Piece Top - 8 Accent Doors</i>						
	96-48168BTV5	HPL	168	48 - 36	1½	328	23.7	P\$ 15077
	95-48168BTV5	Veneer						W\$ 16588
	95-48168BTV5	Veneer/HPL						C\$ 17440
		<i>192"W: 9 Piece Top - 12 Accent Doors</i>						
	96-48192BTV5	HPL	192	48 - 36	1½	345	23.9	P\$ 16752
	95-48192BTV5	Veneer						W\$ 19333
	95-48192BTV5	Veneer/HPL						C\$ 20151
		60"D Tops						
		<i>96"W: 5 Piece Top - 4 Accent Doors</i>						
	96-6096BTV5	HPL	96	60 - 48	1½	282	23.0	P\$ 9120
	95-6096BTV5	Veneer						W\$ 10822
	95-6096BTV5	Veneer/HPL						C\$ 11106
		<i>108"W: 5 Piece Top - 6 Accent Doors</i>						
	96-60108BTV5	HPL	108	60 - 48	1½	310	23.6	P\$ 9929
	95-60108BTV5	Veneer						W\$ 11685
	95-60108BTV5	Veneer/HPL						C\$ 11823
		<i>120"W: 5 Piece Top - 6 Accent Doors</i>						
	96-60120BTV5	HPL	120	60 - 48	1½	339	24.0	P\$ 10227
	95-60120BTV5	Veneer						W\$ 12106
	95-60120BTV5	Veneer/HPL						C\$ 12261
		<i>144"W: 9 Piece Top - 8 Accent Doors</i>						
	96-60144BTV5	HPL	144	60 - 48	1½	379	24.4	P\$ 15692
	95-60144BTV5	Veneer						W\$ 18009
	95-60144BTV5	Veneer/HPL						C\$ 18469
		<i>168"W: 9 Piece Top - 8 Accent Doors</i>						
	96-60168BTV5	HPL	168	60 - 48	1½	407	24.9	P\$ 16345
	95-60168BTV5	Veneer						W\$ 18969
	95-60168BTV5	Veneer/HPL						C\$ 19463
		<i>192"W: 9 Piece Top - 12 Accent Doors</i>						
	96-60192BTV5	HPL	192	60 - 48	1½	435	25.3	P\$ 18052
	95-60192BTV5	Veneer						W\$ 21337
	95-60192BTV5	Veneer/HPL						C\$ 21650

Must Specify (in this order):

Model #
Primary Finish/Color
Accent Material
Accent Finish/Color

Boat-Shaped Table
With Center Inlay also
available with a Knife
Edge and coordinating
Blade Base.

[See Details.](#)

Continued on next page.

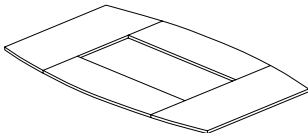
P = HPL W = Veneer C = Combination of Wood/HPL

[See One10 Overview For Ordering Options](#)

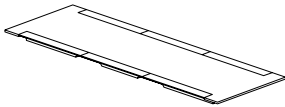
Item	Model No.	W	D	H	Ship Wt	Cubic Ft	List Price
------	-----------	---	---	---	---------	----------	------------

Continued from
Previous Page

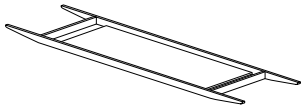
What You Get:



Outer Piece Top



Center Inlay Top

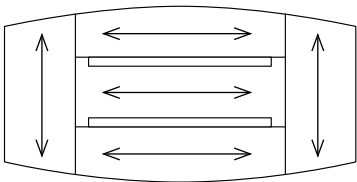


Trough

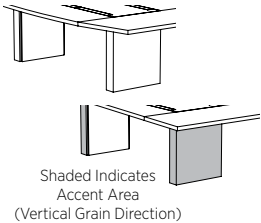
Description

- 1½" Thick Boat-Shaped Top with Block Edge
- Veneer Tops Feature UV Finish
- Center Inlay Includes Aluminum Accent Doors for Wire Management
- Center Inlay Available in Contrasting Laminate or Veneer
- Trough Reinforces and Supports Top
- Requires Two (2) Block Bases; Tables 144"W or Larger Also Require Middle Block Base; Sold Separately, See Below
- Silver Grommet Included for Optional Polycom Installation
- Power and Data Options Available; Sold Separately, [See Multiple Power Unit Details](#); [See Location Options](#)
- Assembly Required

Top Grain Direction



BLOCK BASES



Shaded Indicates
Accent Area
(Vertical Grain Direction)

Must Specify (in this order):

- Standard Base Model #
- Primary Finish/Color
- Accent Material
- Accent Finish/Color
- Middle Base Model # (If needed)
- Middle Base Primary Finish/Color
- Middle Base Accent Material
- Middle Base Accent Finish/Color

Block Base Options; Must Order

Standard Block Base - Two (2) Required

96-2428BB	HPL	24	6	28	52	2.4	P\$ 1668
95-2428BB	Veneer						W\$ 2290
95-2428BB	Veneer/TFL						C\$ 2565

Middle Block Base - Required for Tops 144"W or Larger


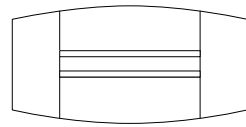
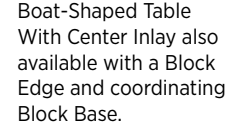
96-2428MSL	HPL	24	7½	28	72	2.8	P\$ 2037
95-2428MSL	Veneer						W\$ 2650
95-2428MSL	Veneer/TFL						C\$ 3018

Description

- All Tops Require Two (2) Block Bases; Tables 144"W or Larger Also Require Middle Block Base
- Bases are Constructed with Removable Interior Panel for Wire Management Installation
- Block Bases Feature Horizontal Grain Direction on Primary Panels and Vertical Grain on Accent Panels
- Block Base Outer Accent Panel can be Specified in a Contrasting Finish/Color from Top Finish/Color
- Middle Base Feature Horizontal Grain Direction on Primary Panels and Vertical Grain on Accent Adjustable Glides Included

P = HPL W = Veneer C = Combination of Wood/TFL Accent

[See One10 Overview For Ordering Options](#)

Item	Model No.		W	D	H	Ship Wt	Cubic Ft	List Price
STANDARD TABLES		48"D Tops						
		<i>96"W: 5 Piece Top - 4 Accent Doors</i>						
BOAT-SHAPED TOP CENTER INLAY KNIFE EDGE BLADE BASE	96-4896BTK5	HPL	96	48 - 36	1 $\frac{3}{16}$	237	23.0	P\$ 9362
	95-4896BTK5	Veneer						W\$ 10271
	95-4896BTK5	Veneer/HPL						C\$ 10786
		<i>108"W: 5 Piece Top - 6 Accent Doors</i>						
	96-48108BTK5	HPL	108	48 - 36	1 $\frac{3}{16}$	260	22.8	P\$ 10204
	95-48108BTK5	Veneer						W\$ 11670
	95-48108BTK5	Veneer/HPL						C\$ 12146
		<i>120"W: 5 Piece Top - 6 Accent Doors</i>						
	96-48120BTK5	HPL	120	48 - 36	1 $\frac{3}{16}$	282	23.2	P\$ 10541
	95-48120BTK5	Veneer						W\$ 12019
	95-48120BTK5	Veneer/HPL						C\$ 12512
		<i>144"W: 9 Piece Top - 8 Accent Doors</i>						
	96-48144BTK5	HPL	144	48 - 36	1 $\frac{3}{16}$	311	23.4	P\$ 16260
	95-48144BTK5	Veneer						W\$ 17937
	95-48144BTK5	Veneer/HPL						C\$ 18834
		<i>168"W: 9 Piece Top - 8 Accent Doors</i>						
<u>Must Specify (in this order):</u> Model # Primary Finish/Color Accent Material Accent Finish/Color	96-48168BTK5	HPL	168	48 - 36	1 $\frac{3}{16}$	328	23.7	P\$ 16886
	95-48168BTK5	Veneer						W\$ 18581
	95-48168BTK5	Veneer/HPL						C\$ 19499
		<i>192"W: 9 Piece Top - 12 Accent Doors</i>						
	96-48192BTK5	HPL	192	48 - 36	1 $\frac{3}{16}$	345	23.9	P\$ 18762
	95-48192BTK5	Veneer						W\$ 21657
	95-48192BTK5	Veneer/HPL						C\$ 22557
		60"D Tops						
		<i>96"W: 5 Piece Top - 4 Accent Doors</i>						
Boat-Shaped Table With Center Inlay also available with a Block Edge and coordinating Block Base.	96-6096BTK5	HPL	96	60 - 48	1 $\frac{3}{16}$	282	23.0	P\$ 10215
	95-6096BTK5	Veneer						W\$ 12119
	95-6096BTK5	Veneer/HPL						C\$ 12452
		<i>108"W: 5 Piece Top - 6 Accent Doors</i>						
	96-60108BTK5	HPL	108	60 - 48	1 $\frac{3}{16}$	310	23.6	P\$ 11120
	95-60108BTK5	Veneer						W\$ 13086
	95-60108BTK5	Veneer/HPL						C\$ 13274
		<i>120"W: 5 Piece Top - 6 Accent Doors</i>						
	96-60120BTK5	HPL	120	60 - 48	1 $\frac{3}{16}$	339	24.0	P\$ 11452
	95-60120BTK5	Veneer						W\$ 13556
	95-60120BTK5	Veneer/HPL						C\$ 13765
		<i>144"W: 9 Piece Top - 8 Accent Doors</i>						
See Details.	96-60144BTK5	HPL	144	60 - 48	1 $\frac{3}{16}$	379	24.4	P\$ 17574
	95-60144BTK5	Veneer						W\$ 20172
	95-60144BTK5	Veneer/HPL						C\$ 20712
		<i>168"W: 9 Piece Top - 8 Accent Doors</i>						
	96-60168BTK5	HPL	168	60 - 48	1 $\frac{3}{16}$	407	24.9	P\$ 18303
	95-60168BTK5	Veneer						W\$ 21245
	95-60168BTK5	Veneer/HPL						C\$ 21821
		<i>192"W: 9 Piece Top - 12 Accent Doors</i>						
	96-60192BTK5	HPL	192	60 - 48	1 $\frac{3}{16}$	435	25.3	P\$ 20221
	95-60192BTK5	Veneer						W\$ 23897
	95-60192BTK5	Veneer/HPL						C\$ 24302

Continued on next page.

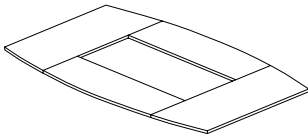
P = HPL W = Veneer C = Combination of Wood/HPL

[See One10 Overview For Ordering Options](#)

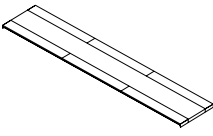
Item	Model No.	W	D	H	Ship Wt	Cubic Ft	List Price
------	-----------	---	---	---	---------	----------	------------

Continued from
Previous Page

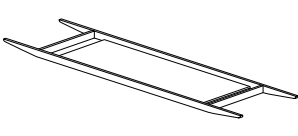
What You Get:



Outer Piece Top



Center Inlay Top

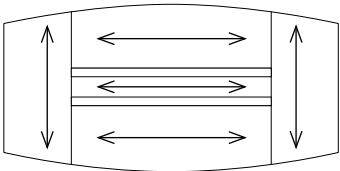


Trough

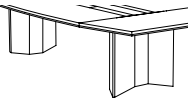
Description

- 1 $\frac{3}{16}$ " Boat-Shaped Top with Knife Edge
- Veneer Tops Feature UV Finish
- Center Inlay Includes Aluminum Accent Doors for Wire Management
- Center Inlay Available in Contrasting Laminate or Veneer
- Trough Reinforces and Supports Top
- Requires Two (2) Blade Bases; Tables 144"W or Larger Also Require Middle Blade Base; Sold Separately, See Below
- Silver Grommet Included for Optional Polycorn Installation
- Power and Data Options Available; Sold Separately, [See Multiple Power Unit Details](#); [See Location Options](#)
- Assembly Required

Top Grain Direction



BLADE BASES



Blade Base Options; Must Order							
Standard Blade Base - Two (2) Required							
96-2828BD	HPL	28	10 $\frac{1}{2}$	28	52	2.4	P\$ 1362
95-2828BD	Veneer						W\$ 1875
Middle Blade Base - Required for Tops 144"W or Larger							
96-2818MBD	Aluminum	18	3 $\frac{3}{8}$	28	72	2.8	\$ 1803
95-2818MBD	Aluminum						\$ 1803

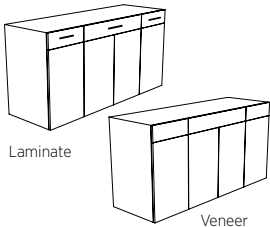
Description

- All Tops Require Two (2) Blade Bases; Tables 144"W or Larger Also Require Middle Blade Base
- Bases are Constructed with Removable Aluminum Interior Panel for Wire Management Installation
- Aluminum Middle Blade Base Features Two (2) Aluminum Doors for Wire Management
- Blade Base Outer Panel Feature Vertical Grain Direction and can be Specified in a Contrasting Finish/Color from Top Finish/Color
- Adjustable Glides Included

Must Specify (in this order):
Standard Base Model #
Primary Finish/Color
Middle Base Model # (If needed)

P = HPL W = Veneer

[See One10 Overview For Ordering Options](#)

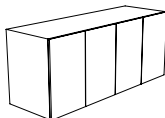
Item	Model No.		W	D	H	Ship Wt	Cubic Ft	List Price
 <p>Laminate</p> <p>Veneer</p>	2 DOORS & 1 DRAWER							
	96-2430BF	HPL	30	24	36	150	17.6	P\$ 2940
	95-2430BF	Veneer						W\$ 3825
	4 DOORS & 2 DRAWERS							
	96-2460BF1	HPL	60	24	36	275	34.2	P\$ 5584
	95-2460BF1	Veneer						W\$ 7060
	4 DOORS & 3 DRAWERS							
	96-2460BF2	HPL	60	24	36	275	34.2	P\$ 6433
	95-2460BF2	Veneer						W\$ 8188

Description

- Standard with: Touch Latch Doors, Vertical Grain Direction, Finished Back, Adjustable Glides
- Laminate Unit features Aluminum Beam Pull on Drawers While Veneer Unit Features Finger Pull
- Storage Behind Doors with Adjustable Shelves (Shelves will Match Material Specified)

Must Specify (in this order):

Model #
Finish/Color

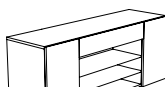
	2 DOORS							
	96-2436C	HPL	36	24	30	150	17.6	P\$ 2576
	95-2436C	Veneer						W\$ 3472
	3 DOORS							
	96-2448C	HPL	48	24	30	210	19.5	P\$ 3445
	95-2448C	Veneer						W\$ 4550
	4 DOORS							
	96-2472C	HPL	72	24	30	290	28.0	P\$ 5020
	95-2472C	Veneer						W\$ 6811
	96-2460C	HPL	60	24	30	250	23.4	P\$ 4691
	95-2460C	Veneer						W\$ 6004

Description

- Standard with: Vertical Grain Direction, Finished Back, Adjustable Glides
- Touch Latch Doors, Veneer Units Also Feature Finger Pulls
- Storage Behind Doors with Adjustable Shelves

Must Specify (in this order):

Model #
Finish/Color

	MEDIA CREDENZA							
	96-1860OMC	HPL	60	18	36	155	19.5	P\$ 4310
	95-1860OMC	Veneer						W\$ 5427
	96-1872OMC	HPL	72	18	36	175	24.0	P\$ 4667
	95-1872OMC	Veneer						W\$ 5994

Description

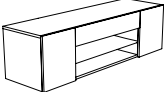
- Standard with: Vertical Grain Direction, Adjustable Glides
- Touch Latch Closure; Veneer Units Also Feature Finger Pulls
- Storage Behind Two (2) Doors with Adjustable Laminate Shelves
- Open Storage with Two (2) Adjustable Metal Shelves in Middle Section Below Flip Down Door
- Flip Down Door (Does Not Feature Soft Close Hinges)
- Finished Back is Recessed and Open 2" Below Worksurface for Wire Management

Must Specify (in this order):

Model #
Finish/Color

P = HPL W = Veneer

[See One10 Overview For Ordering Options](#)

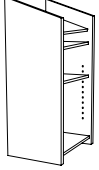
Item	Model No.		W	D	H	Ship Wt	Cubic Ft	List Price	
LOW MEDIA CREDENZA 	96-1860LOMC	HPL	60	18	24	125	19.5	P\$	4010
	95-1860LOMC	Veneer						W\$	5117
	96-1872LOMC	HPL	72	18	24	145	24.0	P\$	4286
	95-1872LOMC	Veneer						W\$	5589

Description

- Standard with: Vertical Grain Direction, Adjustable Glides
- Touch Latch Doors; Veneer Units Also Feature Finger Pulls
- Storage Behind Two (2) Doors with Adjustable Veneer Shelves
- Open Storage with Adjustable Metal Shelf in Middle Section Below Flip Down Door
- Flip Down Door (Does Not Feature Soft Close Hinges)
- Finished Back is Recessed and Open 2" Below Worksurface for Wire Management

Must Specify (in this order):

Model #
Finish/Color

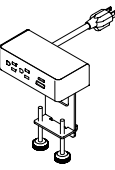
LECTERN STAND 	96-2650LS	HPL	24	23	49	130	21.9	P\$	2027
	95-2650LS	Veneer						W\$	3398

Description

- Standard with: Vertical Grain Direction, Two (2) Fixed Shelves and One (1) Adjustable Shelf, Two (2) Locking and Two (2) Non-Locking Casters, Top Fixed Shelf Angled for User Comfort
- Wire Management Grommet on Second and Bottom Shelf, Middle Shelf Features Wire Management Grommet Cut Out

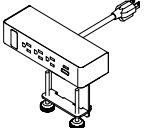
Must Specify (in this order):

Model #
Finish/Color

DUO CLAMP WITH NEMA PLUG 	01-DUOCLAMPW	White	5½	3	7	1	0.2	\$	591
	01-DUOCLAMPB	Black							
	01-DUOCLAMPS	Silver							

Description

- Standard with: Two (2) Power, One (1) USB-A Charging Port and One (1) 60-Watt USB-C Power Delivery Port with GaN Technology; 10' Cord and All Mounting Hardware
- Clamps to Top and Features Silver Metal Trim on All Color Options
- Independent USB Circuit Controllers Deliver up to 2.1 Amps to Each Post
- FCC Part 15A, UL Recognized for Horizontal and Vertical Applications

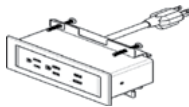
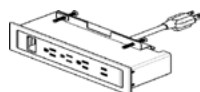


TRIO CLAMP WITH NEMA PLUG 	01-TRIOCLAMPW	White	8	3	7	1	0.2	\$	693
	01-TRIOCLAMPB	Black							
	01-TRIOCLAMPS	Silver							

Description

- Standard with: Three (3) Power Outlets, One (1) USB-A Charging Port, One (1) 60-Watt USB-C Power Delivery Port with GaN Technology, One (1) Open Data Port; 10' Cord and All Mounting Hardware
- HDMI, VGA, and RJ45 Accessories for Open Data Port; Sold Separately, [See Accessories](#)
- Clamps to Top and Features Silver Metal Trim on All Color Options
- Independent USB Circuit Controllers Deliver up to 2.1 Amps to Each Post
- FCC Part 15A, UL Recognized for Horizontal and Vertical Applications

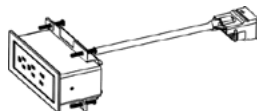
P = HPL W = Veneer

[See One10 Overview For Ordering Options](#)

Item	Model No.		W	D	H	Ship Wt	Cubic Ft	List Price
DUO BEZEL WITH NEMA PLUG 	01-DUOBEZELW	White	6½	2½	3¼	1	0.2	\$ 697
	01-DUOBEZELB	Black						
	01-DUOBEZELS	Silver						
	Description <ul style="list-style-type: none"> Standard with: Two (2) Power, One (1) USB-A Charging Port and One (1) 60-Watt USB-C Power Delivery Port with GaN Technology; 10' Cord and All Mounting Hardware Worksurface Must Be Routed To Accept Unit, Which Sits Down Into Worksurface Supported By Attractive Slim Fit Bezel Independent USB Circuit Controllers Deliver up to 2.1 Amps to Each Post FCC Part 15A, UL Recognized for Horizontal and Vertical Applications Works with One10 Small Meeting Tables, Standard Tables, and Single Column Meeting Tables 							
TRIO BEZEL WITH NEMA PLUG 	01-TRIOBEZELW	White	9	2½	3	1	0.2	\$ 749
	01-TRIOBEZELB	Black						
	01-TRIOBEZELS	Silver						
	Description <ul style="list-style-type: none"> Standard with: Three (3) Power Outlets, One (1) USB-A Charging Port, One (1) 60-Watt USB-C Power Delivery Port with GaN Technology, One (1) Open Data Port; 10' Cord and All Mounting Hardware Worksurface Must Be Routed To Accept Unit, Which Sits Down Into Worksurface Supported By Attractive Slim Fit Bezel HDMI, VGA, and RJ45 Accessories for Open Data Port; Sold Separately, See Accessories Independent USB Circuit Controllers Deliver up to 2.1 Amps to Each Post FCC Part 15A, UL Recognized for Horizontal and Vertical Applications Works with One10 Small Meeting Tables, Standard Tables, and Single Column Meeting Tables 							
DUO WITH NEMA PLUG 	01-DUOW	White	5½	2	3¼	1	0.2	\$ 734
	01-DUOB	Black						
	01-DUOS	Silver						
	Description <ul style="list-style-type: none"> Sits Between Worksurfaces or Below the Worksurface and Includes: Two (2) Power, One (1) USB-A Charging Port and One (1) 60-Watt USB-C Power Delivery Port with GaN Technology; 10' Cord and All Mounting Hardware Independent USB Circuit Controllers Deliver up to 2.1 Amps to Each Post FCC Part 15A, UL Recognized for Horizontal and Vertical Applications Works with One10 Small Meeting Tables and Standard Tables with Center Inlay 							
TRIO WITH NEMA PLUG 	01-TRIOW	White	8	2	3	1	0.2	\$ 757
	01-TRIOB	Black						
	01-TRIOS	Silver						
	Description <ul style="list-style-type: none"> Sits Between Worksurfaces or Below the Worksurface and Includes: Three (3) Power Outlets, One (1) USB-A Charging Port, One (1) 60-Watt USB-C Power Delivery Port with GaN Technology, One (1) Open Data Port; 10' Cord and All Mounting Hardware HDMI, VGA, and RJ45 Accessories for Open Data Port; Sold Separately, See Accessories Independent USB Circuit Controllers Deliver up to 2.1 Amps to Each Post FCC Part 15A, UL Recognized for Horizontal and Vertical Applications Works with One10 Small Meeting Tables and Standard Tables with Center Inlay 							

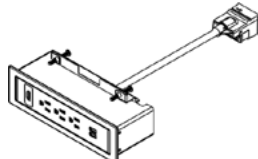
[See One10 Overview For Ordering Options](#)

Item	Model No.		W	D	H	Ship Wt	Cubic Ft	List Price
DUO BEZEL WITH DAISY CHAIN PLUG	01-PDUOBEZELW	White	6½	2½	3	1	0.2	\$ 690
	01-PDUOBEZELB	Black						
	01-PDUOBEZELS	Silver						


Description

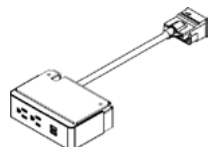
- Standard with: Two (2) Power, One (1) USB-A Charging Port and One (1) 60-Watt USB-C Power Delivery Port with GaN Technology; 12" Cord and All Mounting Hardware
- Worksurface Must Be Routed To Accept Unit, Which Sits Down Into Worksurface Supported By Attractive Slim Fit Bezel
- Requires Daisy Chain Power Box; Sold Separately, [See Power Box Details](#)
- Non-Sequential System Allows up to Eight (8) Modules to be Connected with Jumper Cord, [See Jumper Cord Details](#)
- Independent USB Circuit Controllers Deliver up to 2.1 Amps to Each Post
- FCC Part 15A, RU Listed and UL Recognized for Horizontal and Vertical Applications
- Works with One10 Small Meeting Tables, Standard Tables, and Single Column Meeting Tables

TRIO BEZEL WITH DAISY CHAIN PLUG	01-PTRIOBEZELW	White	9	2½	3	1	0.2	\$ 739
	01-PTRIOBEZELB	Black						
	01-PTRIOBEZELS	Silver						


Description

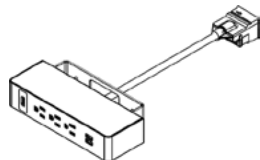
- Standard with: Three (3) Power Outlets, One (1) USB-A Charging Port, One (1) 60-Watt USB-C Power Delivery Port with GaN Technology, One (1) Open Data Port; 12" Cord and All Mounting Hardware
- Worksurface Must Be Routed To Accept Unit, Which Sits Down Into Worksurface Supported By Attractive Slim Fit Bezel
- HDMI, VGA, or RJ45 Accessory for Open Data Port; Sold Separately, [See Accessories](#)
- Requires Daisy Chain Power Box, Specified Separately, See Next Page
- Non-Sequential System Allows up to Eight (8) Modules to be Connected with Jumper Cord, [See Jumper Cord Details](#)
- Independent USB Circuit Controllers Deliver up to 2.1 Amps to Each Post
- FCC Part 15A, RU Listed and UL Recognized for Horizontal and Vertical Applications
- Works with One10 Small Meeting Tables, Standard Tables, and Single Column Meeting Tables

DUO WITH DAISY CHAIN PLUG	01-PDUOW	White	5½	2	3	1	0.2	\$ 728
	01-PDUOB	Black						
	01-PDUOS	Silver						


Description

- Sits Between Worksurfaces or Below the Worksurface and Includes: Two (2) Power, One (1) USB-A Charging Port and One (1) 60-Watt USB-C Power Delivery Port with GaN Technology; 12" Cord and All Mounting Hardware
- Requires Daisy Chain Power Box; Sold Separately, [See Power Box Details](#)
- Non-Sequential System Allows up to Eight (8) Modules to be Connected with Jumper Cord, [See Jumper Cord Details](#)
- Independent USB Circuit Controllers Deliver up to 2.1 Amps to Each Post
- FCC Part 15A, RU Listed and UL Recognized for Horizontal and Vertical Applications
- Works with One10 Small Meeting Tables and Standard Tables with Center Inlay

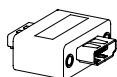
Item	Model No.		W	D	H	Ship Wt	Cubic Ft	List Price
TRIO WITH DAISY CHAIN PLUG	01-PTRIW	White	8	2	3	1	0.2	\$ 749
	01-PTRIOB	Black						
	01-PTRIOS	Silver						



Description

- Sits on Table Top and Includes: Three (3) Power Outlets, One (1) USB-A Charging Port, One (1) 60-Watt USB-C Power Delivery Port with GaN Technology, One (1) Open Data Port, 12" Cord, and All Mounting Hardware
- HDMI, VGA, or RJ45 Accessory for Open Data Port; Sold Separately, See Accessories Below
- Requires Daisy Chain Power Box; Sold Separately, See Details Below
- Non-Sequential System Allows up to Eight (8) Modules to be Connected with Jumper Cord, [See Jumper Cord Details](#)
- Independent USB Circuit Controllers Deliver up to 2.1 Amps to Each Post
- FCC Part 15A, RU Listed and UL Recognized for Horizontal and Vertical Applications
- Works with One10 Small Meeting Tables and Standard Tables with Center Inlay

HDMI DATA PORT ACCESSORY	01-LCOMHDMI		-	-	-	1	0.2	\$ 171
--------------------------	-------------	--	---	---	---	---	-----	--------

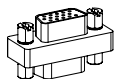


Description

- HDMI Port for Trio, Trio Clamp and Trio Bezel Units

OPEN MARKET ONLY

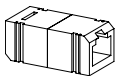
VGA DATA PORT ACCESSORY	01-LCOMVGA		-	-	-	1	0.2	\$ 125
-------------------------	------------	--	---	---	---	---	-----	--------



Description

- VGA Port for Trio, Trio Clamp and Trio Bezel Units


RJ45 DATA PORT ACCESSORY	01-LCOMRJ45		-	-	-	1	0.2	\$ 82
--------------------------	-------------	--	---	---	---	---	-----	-------



Description

- RJ45 Port for Trio, Trio Clamp and Trio Bezel Units

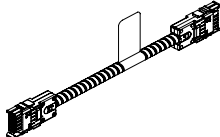
DAISY CHAIN POWER BOX	01-PPOWER		-	-	-	1	0.2	\$ 801
	76" Perimeter, 36" Power Cord							
	01-PPOWER2		-	-	-	1	0.2	\$ 822
	24" Perimeter, 144" Power Cord							



Description

- Powers up to Eight (8) Duo and Trio Daisy Chain Units
- One Nema Plug and One Daisy Chain Plug
- 12-Amp System Rating
- 15-Amp Over-Current Protection

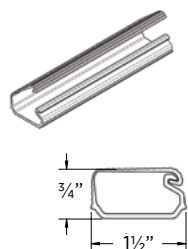
[See One10 Overview For Ordering Options](#)

Item	Model No.		W	D	H	Ship Wt	Cubic Ft	List Price
 DAISY CHAIN JUMPER CORD	01-2JUMP	24" Long	-	-	-	1	0.2	\$ 227
	01-4JUMP	48" Long	-	-	-	1	0.2	\$ 248
	01-5JUMP	60" Long	-	-	-	1	0.2	\$ 293
	01-6JUMP	72" Long	-	-	-	1	0.2	\$ 309

Description

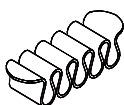
- Connects Duo and Trio Daisy Chain Units
- Non-Sequential System Allows up to Eight (8) Modules to be Connected

WIRE MANAGERS	01-WMGR4		16	1½	¾	1	-	\$ 120
---------------	----------	--	----	----	---	---	---	--------

**Description**

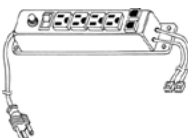
- Four (4) Wire Manager Strips
- Black Plastic
- Snap Lock Channel
- Attaches with Adhesive Strips
- Can be Placed on All Units to Route Wires

CABLE GRIP	01-WMGRCB		5⅜	2⅝	-	-	-	\$ 18
------------	-----------	--	----	----	---	---	---	-------

**Description**

- Under Surface Wire Management
- Black

POWER STRIP	01-PRSP		9	2	2	1	-	\$ 212
-------------	---------	--	---	---	---	---	---	--------

**Description**

- Includes Four (4) Outlets and Two (2) Phone Jacks
- Black Plastic with Rocker On/Off Switch
- 13 Amp Circuit Breaker
- 10' Power Cord and Two (2) 14' Phone Hook Up Cords
- UL and CSA Recognized
- Suitable for Surface or Recessed Mounting

VESTA POWER CENTER	01-PDCTR		10¾	12	28¾	14	2.5	\$ 1835
--------------------	----------	--	-----	----	-----	----	-----	---------

**Description**

- Top Includes One (1) Power Outlet, Two (2) USB Ports and One (1) USB-C Port; Base Includes Three (3) Outlet
- Available in White
- 120" Power Cord
- Built with Weight Distribution for Optimal Stability
- Base is 5" Tall

Indiana FURNITURE

ORDERING INFORMATION

All orders should be emailed to neworders@indianafurniture.com.
Orders can be faxed to 812-482-9035 or mailed to:

Indiana Furniture
P.O. Box 270, 1919 Hospitality Dr., Ste. A
Jasper, IN 47547-0270

ORDER PROCEDURE

All orders must include purchase order number, billing address, ship-to address and phone number, and any special instructions.

- purchase order number
- complete quantity for all units
- billing address
- model number
- ship-to address
- fabric (seating, tackboards, etc.)
- phone number
- finish
- any special instructions
- any other applicable option

Within each series, an example of "How to Order" is illustrated at the beginning of each series section. For further clarification, contact Customer Service.

PRICING

All prices shown are suggested retail prices F.O.B. Point of Origin, freight prepaid and allowed to one continental US destination. Prices, specifications and materials are subject to change without notice. Possession and/or distribution of this price list does not in itself constitute an offer to sell. Orders can be received only from authorized Indiana Furniture dealers. Orders will be billed at prices prevailing at time of shipment, unless acknowledged prior to the effective date of the price change, in which case billing will be at the price acknowledged.

ACKNOWLEDGMENT

All orders will be acknowledged promptly, showing how the order was entered, its approximate shipping date and other pertinent information. This acknowledgment is the final agreement between the customer and Indiana Furniture and is the exclusive statement of the terms thereof. Please examine this acknowledgment carefully and advise Indiana Furniture immediately of any discrepancies. Shipping fees are listed on direct bill contract orders and GSA, but not on commercial order acknowledgments or dealer-billed orders.

BUYER'S OBLIGATION: RIGHTS OF SELLER

If Indiana Furniture shall at any time doubt Buyer's financial responsibility, Indiana Furniture may decline to make shipments hereunder except upon receipt of cash payment in advance or security or other proof of responsibility satisfactory to Indiana Furniture. If buyer fails in any way to fulfill the terms and conditions set forth herein, Indiana Furniture may defer shipments until such default is corrected. Remedies provided herein shall be in addition to, and not in lieu of other remedies. Buyer agrees to abide by payment terms as listed on invoice. Buyer shall pay all reasonable costs and expenses, including attorney and collection fees, and late fees, incurred by Seller in connection with any amounts due for goods ordered.

CANCELLATIONS AND CHANGES

Due to immediate production on build-to-order items, all orders are considered firm and are not subject to cancellation or change without approval from Indiana Furniture. All approved changes are subject to additional charges and revised lead times.

PRODUCT DESIGN AND SPECIFICATION CHANGES

Indiana Furniture reserves the right to make changes in design and construction or discontinue products without prior notice. Note: All dimensions listed in price list are nominal.

REPAIR CHARGES

Indiana Furniture will only pay repair charges if Customer Service gives prior written authorization. No repair charge will be paid without advance approval at which time you will be issued a repair authorization number that will allow you to invoice Indiana Furniture for the completed work.

WAREHOUSE STORAGE CHARGES

If a shipment is held beyond 7 calendar days at your request, a .084% per calendar day (2.52% per month) storage charge will be assessed. The effective date will be 7 calendar days after the acknowledged ship date. Further, the prices applied to the order will be those in effect at the time of shipment.

DAMAGED MERCHANDISE

The consignee is responsible for filing claims with the carrier for damage and shortages. Claims for both obvious and concealed damage must be filed within 15 calendar days, and the damaged merchandise must not have been moved from the original receiving location. All damaged merchandise, including the cartons and packing materials, must be retained for inspection by either the carrier or by an Indiana Furniture Sales Representative. Indiana Furniture reserves the right to select the most cost effective way to repair or replace the damaged item. Once you have notified the carrier, please contact Customer Service for further assistance.

GENERAL INFORMATION + CONDITIONS OF SALE

Obvious Damage/Missing Cartons — Do not refuse merchandise damaged in transit. Indiana Furniture recommends the consignee inspect all merchandise upon arrival. If a shipment is received damaged or short, note all information on carrier's copy and your copy of freight bill and delivery receipt. Notify the delivering carrier and file a claim immediately. Pending the results of your claim, either Indiana Furniture or the carrier will cover 100% of the cost to repair or replace the damaged or missing item.

Concealed Damage — If concealed damage is discovered, notify the delivering carrier at once and request an inspection. This must be done within 15 calendar days of delivery. If the carrier will not perform the inspection, you should prepare an affidavit that you contacted them, noting the time and date, and that they failed to comply with your request. This, along with the other papers in your possession, will support the claim. Pending the results of your claim, the cost to repair or replace the item will be covered ½ by the carrier and ½ by Indiana Furniture for shipments less than a full truckload and 100% by Indiana Furniture for shipments of full truck loads.

RETURN MERCHANDISE

Merchandise will not be accepted for return without a RGA (Return Goods Authorization) issued by Indiana Furniture. We will consider issuing RGA's for the following reasons:

1. Manufacturing defect (inspected by Indiana Furniture representative)
2. Indiana Furniture order processing error
3. Shipping error
4. Mis-marked cartons
5. Duplicated shipments

If you have any questions as to whether your reason for return qualifies for consideration, please contact your Customer Service Representative. Merchandise must be returned within 60 days of the RGA issued date, or within 60 days upon receipt of replacement product to receive credit. Returns due to mis-marked cartons must also be returned in the original cartoning, with shipping labels intact, to receive credit.

All merchandise being returned must be properly packed and protected to ensure no further damage is incurred during transportation back to an Indiana Furniture facility. Upon receipt, all returned merchandise will be thoroughly inspected and the results compared to the reason for return stated on the RGA. Any discrepancies, such as additional damage, signs of usage, missing parts, etc., will result in an adjustment to the amount of credit issued.

DELIVERY AND FREIGHT CHARGES

All shipments are F.O.B. Point of Origin, Jasper, IN, freight prepaid and allowed dock to dock on 53' trailer. Ownership and responsibility of the merchandise becomes that of the buyer upon delivery to the freight company. Shipments into Alaska, Hawaii, Canada, Mexico, Puerto Rico and other exports are freight prepaid and allowed to port of exit.

Indiana Furniture reserves the right to select the most appropriate carrier and routing on all shipments. Indiana Furniture will attempt to accommodate requests for favored carriers and delivery times. Deliveries requested Monday through Thursday, after 3pm, will be assessed a \$300 per truck after hours fee. Deliveries requested after 3pm on Friday or on weekends, will be assessed a \$600 per truck weekend delivery fee.

Inside delivery and installation services are not included in the pricing shown. Any deviation from dock-to-dock delivery, such as but not limited to, non-dock, residential, or inside delivery must be specified on the order. Should these services be requested or required, all charges incurred will be charged to the "Sold To" of the order.

Shipments totaling less than \$3000 (net value, product only) will be assessed a small order fee of \$300 net per shipment. This fee will be reduced for items shipped via small package carriers. For order shipments of \$100 or less, shipped by small package carrier, the fee is \$22. For order shipments over \$100, shipped by small package carrier, the fee is \$40. All shipping fees will be added at the time of invoicing.

BIFMA AND ANSI TESTING

Indiana Furniture is a member of the Business and Institutional Furniture Manufacturer's Association (BIFMA). Tests developed by the BIFMA and approved by the American National Standards Institute (ANSI) determine the strength and durability of casegoods and seating in its everyday use. Although this testing does not serve as a warranty or guarantee, Indiana Furniture products within this price list have been tested by an independent verifying body and meet or exceed applicable BIFMA and ANSI standards.

Subject to the limitations set forth in this warranty, Indiana Furniture Industries, Inc. (“**Indiana Furniture**”) warrants to the original purchaser all product in this price list (“**Product**”) to be free from defects in material and workmanship given normal use for a 12-year period from the date of manufacture. During the applicable warranty period, Indiana Furniture, as its sole obligation, will repair or replace (in Indiana Furniture’s sole discretion) any Product, part, or component covered by this warranty and sold after May 13, 2024, which fails under normal use as a result of a defect in material or workmanship. Normal use is defined as the equivalent of a single shift, 40-hour work week. Indiana Furniture will repair or replace the defective Product, part, or component with a comparable Product, part, or component.

Warranty periods are limited for certain Products and parts as follows:

12-year Warranty (from the date of manufacture)

- Seating Mechanisms
- Veneers
- Laminates
- Casters and Glides

5-year Warranty (from the date of manufacture)

- Triple Play Series
- Electrical Components
- Pneumatic Cylinders
- Textiles, Foam, and Decorative Trim
- Swivel Arm Pads
- Keyboard Kits
- Lighting
- All Height Adjustable Mechanisms

3-year Warranty (from date of shipment)

- Dock 950 Wireless Charger
- Dock 150 Wireless and USB Charger

THIS WARRANTY DOES NOT COVER:

- Damage caused by a carrier or third party
- Normal or routine wear and tear
- Appearance, durability, quality, behavior, colorfastness, or any other attribute of customer’s own materials or any non-standard Indiana Furniture material (including CF Stinson, Maharam, Momentum, Mayer, UltraFabrics, Architex, and other alliance programs) specified by the customer and applied to a Product
- Color, grain or texture of wood, laminate and other covering materials
- Changes in wood or fabric color due to aging or exposure to light

As the manufacturer of the Product, Indiana Furniture stands behind its craftsmanship and pledges to do everything it can to reasonably resolve, as quickly as possible, any problems you may have with the Product within the terms and conditions of this warranty.


















































If you encounter a defect covered by the foregoing warranty, contact the dealer from whom you purchased the Product. If the dealer is unable to resolve your warranty issues, you should contact Indiana Furniture. Please ensure that you have all of the pertinent facts when contacting the dealer or Indiana Furniture, including the model number and factory order number from the inspection label attached to the Product.

INDIANA FURNITURE IS NOT PROVIDING, AND SPECIFICALLY DISCLAIMS, ANY OTHER WARRANTIES FOR THE PRODUCTS, EXPRESS OR IMPLIED, INCLUDING ANY IMPLIED WARRANTY OF MERCHANTABILITY OR FITNESS FOR A PARTICULAR PURPOSE. INDIANA FURNITURE SHALL NOT BE LIABLE TO THE PURCHASER OR ANY THIRD PARTY FOR CONSEQUENTIAL, INCIDENTAL, INDIRECT, OR SPECIAL DAMAGES, INCLUDING, WITHOUT LIMITATION, DAMAGES ARISING OUT OF OR RESULTING IN ANY MALFUNCTIONS, DELAYS, LOSS OF PROFIT, INTERRUPTION OF BUSINESS, PERSONAL INJURY, BODILY INJURY, DEATH, DISMEMBERMENT, OR PROPERTY DAMAGE.

Indiana Furniture Industries, Inc.
Attn: Customer Service
1919 Hospitality Dr., Ste A
P.O. Box 270
Jasper, Indiana
47547-0270
800.422.5727
Fax 812.482.9035
custserv@indianafurniture.com




Surface Materials

Wood Finishes and Woodgrain, Solid, and 3D Laminates



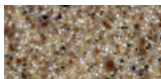



						
Aspen White (AWH) SQ1	White Nebbia (WNB) TFL, HPL, Seating	Beigewood (BW) TFL, HPL, Seating*	Natural Beech (NB) SQ1	Sugar Maple (SM) Veneer, TFL, HPL, Seating	Oak Riftwood (ORW) Veneer*, TFL, HPL, Seating*	
						
Kirsche (KHE) TFL, HPL, Seating	Fawn Oak (FO) Veneer*, Seating*	Truffle Rain (TR) SQ1	River Cherry (RC) TFL, HPL, Seating*	Mesa Sunset (MAS) Veneer*, Seating*	Natural Marrone (NTM) TFL, HPL, Seating*	
						
Studio Teak (TK) TFL, HPL, Seating	Pinnacle Walnut (PNW) Veneer, TFL, HPL, Seating	Harvest Maple (HVM) TFL, HPL, Seating*	Golden Cherry (GC) Veneer, TFL, HPL, Seating	Legacy Walnut (LW) Veneer, Seating	Artisan Walnut (AW) Veneer, Seating	
						
Orchard (OR) SQ1	Shaker Cherry (SKC) Veneer, TFL, HPL, Seating	Select Cherry (SCH) Veneer, TFL, HPL, Seating	Williamsburg Cherry (WC) Veneer, TFL, HPL, Seating	Harvest Walnut (HW) Veneer, Seating	Dark Cherry (DC) Veneer, Seating	
						
Mahogany Walnut (MW) Veneer, TFL, HPL, Seating	Henna Walnut (HNW) Veneer, Seating	Columbian Walnut (CO) Veneer, TFL, HPL, Seating	Sepia Walnut (SPW) TFL, HPL, Seating*	Florence Walnut (FLW) TFL, HPL, Seating*	Dark Forest Walnut (DFW) Veneer, Seating*	
						
Ember Gray (EG) SQ1	Espresso (EW/EF) Veneer, TFL, HPL, Seating	Portico Teak (PTK) TFL, HPL, Seating*	Weathered Ash (WTA) Veneer*, TFL, HPL, Seating*	Smoky Brown Pear (SBP) TFL, HPL, Seating*	Asian Night (AS) Veneer, TFL, HPL, Seating	
						
Midnight Run (MNR) TFL, HPL, Seating	Metropolis Sky (MTS) Veneer, Seating	Designer White (WH) TFL, HPL, Seating	Fashion Grey (FHG) TFL, HPL	Slate Grey (SG) TFL, HPL	Black (BL) TFL, HPL, Seating	
						
Matte White (WH3) 3D Laminate (Iconic Only)	Concrete (CR3) 3D Laminate (Iconic Only)	Matte Black (BL3) 3D Laminate (Iconic Only)	Blush (BSH) HPL Accent (Iconic+Plush Only)	First Kiss (FK) HPL Accent (Iconic+Plush Only)	Surfin USA (SUS) HPL Accent (Iconic+Plush Only)	Summer Vacation (SV) HPL Accent (Iconic+Plush Only)

* Finish is Low Sheen










Frosted & High Gloss Acrylics

				
Frosted (FSTA)	White (WHA)	Wired Mercury (WMA)	Graphite (GPA)	Black (BLA)





Solid Surfaces

					
Snow White (SNW)	Pebble Beach (PE)	Sedona (SE)	Arroyo (AR)	Tundra (TN)	Starry Night (SN)

Metal Options

				
Snow (SNOW)	Oyster White (OYST)	Sugar Cookie (SUGC)	Aluminum (ALUM)	Chrome (CHRM)
				
Gold (GOLD)	Platinum (PLAT)	Mist (MIST)	Black (BLK)	

Glass Options

	
Gloss White (GWHG) (Catalyst + Strut)	Acid Etched White (GWHA) (Catalyst + Strut)
	
Gloss Black (GBLG) (Catalyst + Strut)	Acid Etched Black (GBLA) (Catalyst + Strut)

Colors represented are high-resolution reproductions and may vary slightly from the actual product. To order samples, please contact our Customer Service team or order online at www.indianafurniture.com. Graining and finish colors may vary, yet will continue to complement across Veneer, HPL, TFL, and Seating products due to the inherent differences of these materials.

Indiana[®]

FURNITURE

1919 Hospitality Drive, Suite A
PO Box 270
Jasper, Indiana 47547-0270

Tel 812.482.5727

Toll 800.422.5727

Fax 812.482.9035

sales@indianafurniture.com

www.indianafurniture.com

Federal Classification: Small Business

©2025 Indiana Furniture 6/25

