

TABLES + SPACE DIVISION

PRICING EFFECTIVE JUNE 2, 2025



Indiana
FURNITURE

Being over a century old hasn't slowed us down! Sure, we are still the reliable, ethical company that was born in southern Indiana, steeped in quality, craftsmanship, and service. But have you seen our latest introductions? We are making a splash with design and challenging the concept of modern offices. Go ahead. Take a look. You know you want to.

Our Pledge to People + Our Planet.

We've been making wood furniture longer than just about anyone...and we want to be doing so for a long time to come. That's a large part of why we take a stewardship approach to our resources. We believe that environmental sustainability and business profits need not be mutually exclusive. They can and should exist side by side in a mutually beneficial relationship. And for more than a century, we've been showing how it's done.

We've proven our commitment to a sustainable future by supporting the standards and programs that protect our home planet and human health. Whether it's local sourcing, reducing contaminants, implementing wellness and safety programs, or diverting waste from landfills, social responsibility is a part of every decision we make at Indiana Furniture.

One of the surest ways to reduce our impact on the planet is to make and buy things that last. And this one's a natural for us. Our products are made with craftsmanship and attention to detail that are a part of our more than a century-long legacy in wood manufacturing. And our products are backed by our 12-year warranty, which facilitates maintenance, servicing and reassembly.

All of our product lines:

- Are manufactured and assembled in the USA,
- Meet or exceed Indoor Air quality standards*,
- Meet or exceed BIFMA level® Sustainability standards and certification*,
- Conform to the BIFMA Compliance standards*,
- Comply with TSCA Title VI (CARB) standards,
- and can contribute to U.S. Green Building's LEED Program.

To learn more, simply go to www.IndianaFurniture.com/resources.



Ease of Specification

Whether you're looking to specify your office spaces or simply to visualize them in the options and surface materials you are desiring, we make it easy. You can find the entire Indiana Furniture portfolio on the following third-party, space-planning platforms.



* Recently launched or new products may still be in testing; Cush Pillows is currently not BIFMA Compliant due to no available compliance test.

Chat Work Tables are the perfect place to gather and connect. With seated, counter, and standing heights in widths of 60" to 96" and depths of 24" to 48", Chat allows you to add style and functionality virtually anywhere. Select from veneer or laminate, then personalize the look and function with contrasting colors/finishes, optional power, and wire management.

CONSTRUCTION

Chat Tables feature a Veneer or TFL chassis with your choice of either a Veneer, TFL or HPL top. Units ship knocked-down with some assembly required on all models except 24"D Tables.

LAMINATES

- Exposed surfaces are woodgrain and solid color laminates fused to particle-board core
- Each laminate offers lasting beauty, superior resistance to normal wear, and easy maintenance

VENEERS

- Exposed surfaces feature select grade plain sliced hardwood Cherry, Maple, American Black Walnut, White Oak, or composite veneers
- Veneers are carefully selected and matched to assure proper balance and consistency

TOPS

- 75- models are standard with veneer chassis and available with veneer or HPL worksurfaces. 76- models are standard with TFL chassis and available with TFL or HPL worksurfaces.
- 76- Series worksurfaces are 1" thick with 3-ply balanced construction and available in Thermally-Fused Laminate (TFL) or High Pressure Laminate (HPL) with 3mm matching PVC rims contoured to selected profile on user sides and 1mm PVC rims on ends; Designer White, Sugar Maple, Williamsburg Cherry feature ABS edge bands
- 75- Series worksurfaces are 1 $\frac{3}{16}$ " thick with 3-ply balanced construction in Veneer and High Pressure Laminate (HPL) with 3mm wood edge-banded rims contoured to the selected profile on user sides and 1mm wood self edges on ends.
- Optional 1 $\frac{1}{2}$ " thick HPL worksurfaces are available in select colors. Please contact Customer Service or your local Sales Rep for pricing and lead times.
- Grain direction runs left-to-right unless otherwise noted
- Tops are shaped on user and approach sides

CHASSIS

- Chassis is securely fastened using high-quality European fastening systems and heavy-duty, 16-gauge joining brackets to assure maximum strength
- All units ship with heavy-duty, adjustable leveling glides to ensure proper leveling and compensation for uneven floors

CORD MANAGEMENT

- When grommets or power ports are specified, add Wire Management Upcharge and specify (WM) for the required double modesty on 36", 42" and 48"D work tables. 24"D work tables feature a 5 $\frac{1}{4}$ " recessed modesty panel for cord management and are intended to be used against the wall.

HOW TO ORDER EXAMPLES

MODEL NO.	DESCRIPTION	EXAMPLE
76-4260WT	Top Material	P
	Top Color	ORK
	Edge Profile	X
	Chassis Color	NTM
	Modesty/Color	NTM
	Wire Management	WM
	Grommet/Port Location	DOCK950-C
	Power/Data Options	DOCK950B

HOW TO ORDER EXAMPLES CONTINUE

MODEL NO.	DESCRIPTION	EXAMPLE
75-4260CWT	Top Material	W
	Top Color	PNW
	Edge Profile	Y
	Chassis Color	MAS
	Modesty/Color	ORW
	Wire Management	WM
	Grommet/Port Location	PDC-C
	Power/Data Options	01-DUOBEZELS

VENEER (W) OPTIONS

Veneer features UVAdvantage, an ultra-violet finish, on all exposed surfaces by utilizing roll-coat UV technology.

AW	Artisan Walnut	MW	Mahogany Walnut
AS	Asian Night	MAS	Mesa Sunset*
CO	Columbian Walnut	MTS	Metropolis Sky
DC	Dark Cherry	ORW	Oak Riftwood*
DFW	Dark Forest Walnut	PNW	Pinnacle Walnut
EW	Espresso	SCH	Select Cherry
FO	Fawn Oak*	SKC	Shaker Cherry
GC	Golden Cherry	SM	Sugar Maple
HW	Harvest Walnut	WTA	Weathered Ash*
HNW	Henna Walnut	WC	Williamsburg Cherry
LW	Legacy Walnut		

* Finish is Low Sheen

TFL (T) AND HPL (P) LAMINATE OPTIONS

WOODGRAIN

AS	Asian Night	PNW	Pinnacle Walnut
BW	Beigewood	PTK	Portico Teak
CO	Columbian Walnut	RC	River Cherry
EF	Espresso	SCH	Select Cherry
FLW	Florence Walnut	SPW	Sepia Walnut
GC	Golden Cherry	SKC	Shaker Cherry
HVM	Harvest Maple	SBP	Smoky Brown Pear
KHE	Kirsche	TK	Studio Teak
MW	Mahogany Walnut	SM	Sugar Maple
MNR	Midnight Run	WTA	Weathered Ash
NTM	Natural Marrone	WNB	White Nebbia
ORW	Oak Riftwood	WC	Williamsburg Cherry

SOLID

BL	Black	FHG	Fashion Grey
WH	Designer White	SG	Slate Grey

1½" THICK WORKSURFACE HPL (P) LAMINATE OPTIONS

Tops 1½" thick are available in the following HPL colors. This top thickness will change the overall published height of unit. Please contact Customer Service or your local Sales Representative for pricing and lead times.

WOODGRAIN

AS	Asian Night	PNW	Pinnacle Walnut
BW	Beigewood	PTK	Portico Teak
CO	Columbian Walnut	RC	River Cherry
EF	Espresso	SCH	Select Cherry
FLW	Florence Walnut	SPW	Sepia Walnut
GC	Golden Cherry	SKC	Shaker Cherry
HVM	Harvest Maple	SBP	Smoky Brown Pear
KHE	Kirsche	TK	Studio Teak
MW	Mahogany Walnut	SM	Sugar Maple
MNR	Midnight Run	WTA	Weathered Ash
NTM	Natural Marrone	WNB	White Nebbia
ORW	Oak Riftwood	WC	Williamsburg Cherry

SOLID

BL	Black	FHG	Fashion Grey
WH	Designer White	SG	Slate Grey

EDGE PROFILES

F	Double Kerf	X	Flute
G	Duo	Y	Square



Double Kerf (F)



Duo (G)



Flute (X)




Square (Y)

GROMMET OPTIONS & POWER UNIT LOCATIONS

Double Modesty + Add Wire Management Upcharge required when Grommet, DOCK950, DOCK150 or DUO and TRIO Power is Ordered. Must specify (WM) on order.

Grommets are available in standard locations. Please specify from locations listed below. Multiple locations may be selected. Only one unit per location. DUO and TRIO Power units, Dock 950 and Dock 150 must be specified separately. (See Accessories)



GROMMET/POWER LOCATIONS (Black = BLK and Silver = SLV)

GC	Grommet, Center		\$	54
GL	Grommet, Left		\$	54
GR	Grommet, Right		\$	54

DUO/TRIO BEZEL LOCATIONS - Must Order Separately

PDC-C	Bezel, Center	
PDC-L	Bezel, Left	
PDC-R	Bezel, Right	

DOCK 950 + DOCK 150 LOCATIONS (See Dock Units) - Must Order Separately

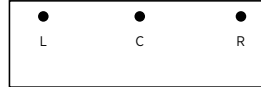
DOCK950-L	Wireless Charger, Left	
DOCK950-C	Wireless Charger, Center	
DOCK950-R	Wireless Charger, Right	
DOCK150-L	Wireless and USB Charger, Left	
DOCK150-C	Wireless and USB Charger, Center	
DOCK150-R	Wireless and USB Charger, Right	

Grommets and Power Units may be ordered in non-standard locations. Call Customer Service to assist with specification and/or please attach a drawing to the PO showing the location of the grommet. Note additional charges and lead times may apply.

GROMMET/POWER UNIT LOCATIONS

Models

76-2460WT	76-2460CWT	76-2460TWT
75-2460WT	75-2460CWT	75-2460TWT
76-2472WT	76-2472CWT	76-2472TWT
75-2472WT	75-2472CWT	75-2472TWT
76-2484WT	76-2484CWT	76-2484TWT
75-2484WT	75-2484CWT	75-2484TWT
76-2496WT	76-2496CWT	76-2496TWT
75-2496WT	75-2496CWT	75-2496TWT

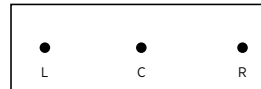


GL/R, PDC-L/-R, DOCK950-L/-R, DOCK150-L/-R: Located 6" from ends and 21½" from user side

GC/PDC-C/DOCK950-C/DOCK150-C: Located 21½" from user side

Models

76-4260WT	76-3660CWT	76-3660TWT
76-4272WT	76-3672CWT	76-3672TWT
76-4284WT	76-3684CWT	76-3684TWT
76-4296WT	76-3696CWT	76-3696TWT
76-4860WT	76-4260CWT	76-4260TWT
76-4884WT	76-4860CWT	76-4272TWT
76-4896WT	76-4296CWT	76-4284TWT
76-4872WT	76-4284CWT	76-4296TWT
	76-4272CWT	76-4860TWT
	76-4896CWT	76-4872TWT
	76-4884CWT	76-4884TWT
	76-4872CWT	76-4896TWT



48" Work Tables

GL/R, PDC-L/-R, DOCK950-L/-R, DOCK150-L/-R: Located 6" from ends and 24" from user side

GC/PDC-C/DOCK950-C/DOCK150-C: Located 24" from user side

42" Work Tables

GL/R, PDC-L/-R, DOCK950-L/-R, DOCK150-L/-R: Located 6" from ends and 21" from user side

GC/PDC-C/DOCK950-C/DOCK150-C: Located 21" from user side

36" Work Tables

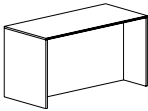
GL/R, PDC-L/-R, DOCK950-L/-R, DOCK150-L/-R: Located 6" from ends and 18" from user side

GC/PDC-C/DOCK950-C/DOCK150-C: Located 18" from user side

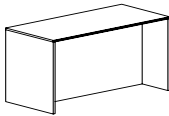
CERTIFICATIONS & COMPLIANCE

- Intertek Sustainability Certified
- BIFMA level® Certified
- BIFMA Compliant® Certified
- TSCA Title VI (formerly CARB) Compliance
- Contributes to LEED®, Green Globes®, and WELL® Sustainable Programs

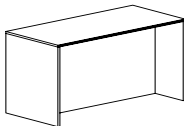
WORK TABLES



Seated Height Work
Tables
[\(See Multiple Unit Details\)](#)

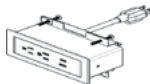
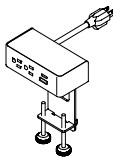
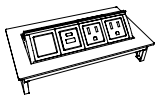
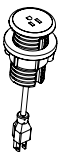


Counter Height Work
Tables
[\(See Multiple Unit Details\)](#)



Standing Height Work
Tables
[\(See Multiple Unit Details\)](#)

POWER/DATA ACCESSORIES - [See Product Details](#)



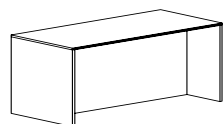
ACCESSORIES



Item	Model No.		Width	Depth	Height	Ship Wt	Cubic Ft	List Price
WORK TABLES SEATED HEIGHT	76-2460WT	TFL	60	24	30	129	29.8	T\$ 1317
	76-2460WT	HPL						P\$ 1544
	75-2460WT	Veneer						W/P\$ 2335
	76-2472WT	TFL	72	24	30	143	35.6	T\$ 1409
	76-2472WT	HPL						P\$ 1656
	75-2472WT	Veneer						W/P\$ 2499
	76-2484WT	TFL	84	24	30	158	41.4	T\$ 1505
	76-2484WT	HPL						P\$ 1764
	75-2484WT	Veneer						W/P\$ 2668
	76-2496WT	TFL	96	24	30	173	47.2	T\$ 1594
	76-2496WT	HPL						P\$ 1887
	75-2496WT	Veneer						W/P\$ 2828
	76-4260WT	TFL	60	42	30	278	7.9	T\$ 1651
						Add Wire Management Upcharge		\$ 288
	76-4260WT	HPL						P\$ 1957
						Add Wire Management Upcharge		\$ 288
	75-4260WT	Veneer						W/P\$ 2924
						Add Wire Management Upcharge		\$ 512
	76-4272WT	TFL	72	42	30	278	7.9	T\$ 1775
						Add Wire Management Upcharge		\$ 328
	76-4272WT	HPL						P\$ 2110
						Add Wire Management Upcharge		\$ 328
	75-4272WT	Veneer						W/P\$ 3145
						Add Wire Management Upcharge		\$ 582
	76-4284WT	TFL	84	42	30	278	7.9	T\$ 1904
						Add Wire Management Upcharge		\$ 369
	76-4284WT	HPL						P\$ 2258
						Add Wire Management Upcharge		\$ 369
	75-4284WT	Veneer						W/P\$ 3373
						Add Wire Management Upcharge		\$ 654
	76-4296WT	TFL	96	42	30	278	7.9	T\$ 2027
						Add Wire Management Upcharge		\$ 404
	76-4296WT	HPL						P\$ 2422
						Add Wire Management Upcharge		\$ 404
	75-4296WT	Veneer						W/P\$ 3595
						Add Wire Management Upcharge		\$ 721

Must Specify (in this order):

Model #
Top Material
Top Color
Edge Profile
Chassis Color
Modesty/Color
Wire Management
Grommet/Port Location
Power/Data Options

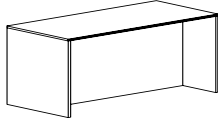


48"D Seated Height Work Tables on Next Page.

Pricing Codes:

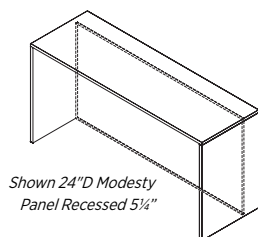
T= TFL P= HPL W= Wood Top

[See Intro Section for Ordering Options](#)

Item	Model No.		Width	Depth	Height	Ship Wt	Cubic Ft	List Price
WORK TABLES SEATED HEIGHT (CONTINUED) 	76-4860WT	TFL	60	48	30	242	9.0	T\$ 1835
							Add Wire Management Upcharge	\$ 288
	76-4860WT	HPL						P\$ 2175
							Add Wire Management Upcharge	\$ 288
	75-4860WT	Veneer						W/P\$ 3254
							Add Wire Management Upcharge	\$ 512
	76-4872WT	TFL	72	48	30	242	9.0	T\$ 1986
							Add Wire Management Upcharge	\$ 328
	76-4872WT	HPL						P\$ 2360
							Add Wire Management Upcharge	\$ 328
	75-4872WT	Veneer						W/P\$ 3521
							Add Wire Management Upcharge	\$ 582
	76-4884WT	TFL	84	48	30	242	9.0	T\$ 2137
							Add Wire Management Upcharge	\$ 369
	76-4884WT	HPL						P\$ 2530
							Add Wire Management Upcharge	\$ 369
	75-4884WT	Veneer						W/P\$ 3788
							Add Wire Management Upcharge	\$ 654
	76-4896WT	TFL	96	48	30	242	9.0	T\$ 2290
							Add Wire Management Upcharge	\$ 404
	76-4896WT	HPL						P\$ 2728
							Add Wire Management Upcharge	\$ 404
	75-4896WT	Veneer						W/P\$ 4056
							Add Wire Management Upcharge	\$ 721

Must Specify (in this order):

Model #
 Top Material
 Top Color
 Edge Profile
 Chassis Color
 Modesty/Color
 Wire Management
 Grommet/Port Location
 Power/Data Options



Description

- Available with TFL (T), HPL (P), or Veneer (W) Top; Must Specify
- Centered Modesty Available in Contrasting Colors
- 24"D Units Ship Assembled; Other Sizes Require Some Assembly
- 24"D Units Are Meant to be Used Against a Wall; Modesty Panel is Recessed 5/4"
- Add a Purse Hook to Hold Personal Items; [See Hook Details](#)
- Add Wire Management Upcharge and Specify (WM) When Ordering Grommet/Power Options as Double Modesty is Required for Wire Management
- Grommet, DOCK150, DOCK950, DUO/TRIO Power Data Port Units Available ([See Power Accessories](#)); [See PDC Locations](#)

Pricing Codes:

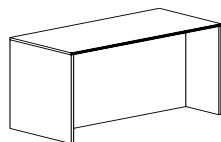
T= TFL P= HPL W= Wood Top

[See Intro Section for Ordering Options](#)

Item	Model No.		Width	Depth	Height	Ship Wt	Cubic Ft	List Price
WORK TABLES COUNTER HEIGHT	76-2460CWT	TFL	60	24	36	129	29.8	T\$ 1425
	76-2460CWT	HPL						P\$ 1654
	75-2460CWT	Veneer						W/P\$ 2529
	76-2472CWT	TFL	72	24	36	143	35.6	T\$ 1525
	76-2472CWT	HPL						P\$ 1771
	75-2472CWT	Veneer						W/P\$ 2709
	76-2484CWT	TFL	84	24	36	158	41.4	T\$ 1627
	76-2484CWT	HPL						P\$ 1889
	75-2484CWT	Veneer						W/P\$ 2889
	76-2496CWT	TFL	96	24	36	173	47.2	T\$ 1730
	76-2496CWT	HPL						P\$ 2021
	75-2496CWT	Veneer						W/P\$ 3068
	76-3660CWT	TFL	60	36	36	255	6.8	T\$ 1632
						Add Wire Management Upcharge		\$ 316
	76-3660CWT	HPL						P\$ 1907
						Add Wire Management Upcharge		\$ 316
	75-3660CWT	Veneer						W/P\$ 2898
						Add Wire Management Upcharge		\$ 563
	76-3672CWT	TFL	72	36	36	283	8.1	T\$ 1754
						Add Wire Management Upcharge		\$ 362
	76-3672CWT	HPL						P\$ 2054
						Add Wire Management Upcharge		\$ 362
	75-3672CWT	Veneer						W/P\$ 3113
						Add Wire Management Upcharge		\$ 640
	76-3684CWT	TFL	84	36	36	315	9.5	T\$ 1879
						Add Wire Management Upcharge		\$ 404
	76-3684CWT	HPL						P\$ 2192
						Add Wire Management Upcharge		\$ 404
	75-3684CWT	Veneer						W/P\$ 3328
						Add Wire Management Upcharge		\$ 721
	76-3696CWT	TFL	96	36	36	346	10.8	T\$ 1998
						Add Wire Management Upcharge		\$ 451
	76-3696CWT	HPL						P\$ 2353
						Add Wire Management Upcharge		\$ 451
	75-3696CWT	Veneer						W/P\$ 3544
						Add Wire Management Upcharge		\$ 799

Must Specify (in this order):

Model #
Top Material
Top Color
Edge Profile
Chassis Color
Modesty/Color
Wire Management
Grommet/Port Location
Power/Data Options

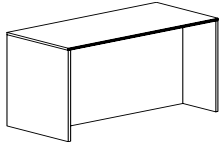


42"D + 48"D Counter Height Work Tables on Next Page.

Pricing Codes:

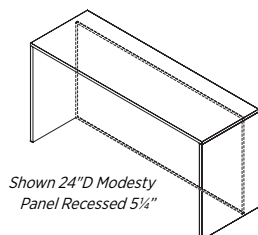
T= TFL P= HPL W= Wood Top

[See Intro Section for Ordering Options](#)

Item	Model No.		Width	Depth	Height	Ship Wt	Cubic Ft	List Price
WORK TABLES COUNTER HEIGHT (CONTINUED)	76-4260CWT	TFL	60	42	36	278	7.9	T\$ 1736
							Add Wire Management Upcharge	\$ 316
	76-4260CWT	HPL						P\$ 2044
							Add Wire Management Upcharge	\$ 316
	75-4260CWT	Veneer						W/P\$ 3078
							Add Wire Management Upcharge	\$ 563
	76-4272CWT	TFL	72	42	36	278	7.9	T\$ 1871
							Add Wire Management Upcharge	\$ 362
	76-4272CWT	HPL						P\$ 2205
							Add Wire Management Upcharge	\$ 362
	75-4272CWT	Veneer						W/P\$ 3313
							Add Wire Management Upcharge	\$ 640
	76-4284CWT	TFL	84	42	36	278	7.9	T\$ 2003
							Add Wire Management Upcharge	\$ 404
	76-4284CWT	HPL						P\$ 2358
							Add Wire Management Upcharge	\$ 404
	75-4284CWT	Veneer						W/P\$ 3551
							Add Wire Management Upcharge	\$ 721
	76-4296CWT	TFL	96	42	36	278	7.9	T\$ 2135
							Add Wire Management Upcharge	\$ 451
	76-4296CWT	HPL						P\$ 2529
							Add Wire Management Upcharge	\$ 451
	75-4296CWT	Veneer						W/P\$ 3785
							Add Wire Management Upcharge	\$ 799
	76-4860CWT	TFL	60	48	36	242	9.0	T\$ 1898
							Add Wire Management Upcharge	\$ 316
	76-4860CWT	HPL						P\$ 2241
							Add Wire Management Upcharge	\$ 316
	75-4860CWT	Veneer						W/P\$ 3367
							Add Wire Management Upcharge	\$ 563
	76-4872CWT	TFL	72	48	36	242	9.0	T\$ 2055
							Add Wire Management Upcharge	\$ 362
	76-4872CWT	HPL						P\$ 2430
							Add Wire Management Upcharge	\$ 362
	75-4872CWT	Veneer						W/P\$ 3642
							Add Wire Management Upcharge	\$ 640
	76-4884CWT	TFL	84	48	36	242	9.0	T\$ 2212
							Add Wire Management Upcharge	\$ 404
	76-4884CWT	HPL						P\$ 2608
							Add Wire Management Upcharge	\$ 404
	75-4884CWT	Veneer						W/P\$ 3922
							Add Wire Management Upcharge	\$ 721
	76-4896CWT	TFL	96	48	36	242	9.0	T\$ 2367
							Add Wire Management Upcharge	\$ 451
	76-4896CWT	HPL						P\$ 2809
							Add Wire Management Upcharge	\$ 451
	75-4896CWT	Veneer						W/P\$ 4197
							Add Wire Management Upcharge	\$ 799

Must Specify (in this order):

Model #
Top Material
Top Color
Edge Profile
Chassis Color
Modesty/Color
Wire Management
Grommet/Port Location
Power/Data Options



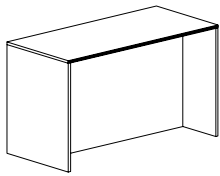
Description

- Available with TFL (T), HPL (P), or Veneer (W) Top; Must Specify
- Centered Modesty Available in Contrasting Colors
- 24"D Units Ship Assembled; Other Sizes Require Some Assembly
- 24"D Units Are Meant to be Used Against a Wall; Modesty Panel is Recessed 5/8"
- Add a Purse Hook to Hold Personal Items; [See Hook Details](#)
- Add Wire Management Upcharge and Specify (WM) When Ordering Grommet/Power Options as Double Modesty is Required for Wire Management
- Grommet, DOCK150, DOCK950, DUO/TRIO Power Data Port Units Available ([See Power Accessories](#)); [See PDC Locations](#)

Pricing Codes:

T= TFL P= HPL W= Wood Top

[See Intro Section for Ordering Options](#)

Item	Model No.		Width	Depth	Height	Ship Wt	Cubic Ft	List Price
WORK TABLES STANDING HEIGHT 	76-2460TWT	TFL	60	24	42	129	29.8	T\$ 1555
	76-2460TWT	HPL						P\$ 1784
	75-2460TWT	Veneer						W/P\$ 2761
	76-2472TWT	TFL	72	24	42	143	35.6	T\$ 1667
	76-2472TWT	HPL						P\$ 1912
	75-2472TWT	Veneer						W/P\$ 2959
	76-2484TWT	TFL	84	24	42	158	41.4	T\$ 1779
	76-2484TWT	HPL						P\$ 2041
	75-2484TWT	Veneer						W/P\$ 3154
	76-2496TWT	TFL	96	24	42	173	47.2	T\$ 1888
	76-2496TWT	HPL						P\$ 2181
	75-2496TWT	Veneer						W/P\$ 3351
	76-3660TWT	TFL	60	42	42	278	7.9	T\$ 1724
						Add Wire Management Upcharge		\$ 346
	76-3660TWT	HPL						P\$ 1997
						Add Wire Management Upcharge		\$ 346
	75-3660TWT	Veneer						W/P\$ 3060
						Add Wire Management Upcharge		\$ 611
	76-3672TWT	TFL	72	42	42	278	7.9	T\$ 1853
						Add Wire Management Upcharge		\$ 389
	76-3672TWT	HPL						P\$ 2150
						Add Wire Management Upcharge		\$ 389
	75-3672TWT	Veneer						W/P\$ 3289
						Add Wire Management Upcharge		\$ 694
	76-3684TWT	TFL	84	42	42	278	7.9	T\$ 1983
						Add Wire Management Upcharge		\$ 440
	76-3684TWT	HPL						P\$ 2297
						Add Wire Management Upcharge		\$ 440
	75-3684TWT	Veneer						W/P\$ 3517
						Add Wire Management Upcharge		\$ 782
	76-3696TWT	TFL	96	42	42	278	7.9	T\$ 2110
						Add Wire Management Upcharge		\$ 486
	76-3696TWT	HPL						P\$ 2465
						Add Wire Management Upcharge		\$ 486
	75-3696TWT	Veneer						W/P\$ 3744
						Add Wire Management Upcharge		\$ 864

Must Specify (in this order):

Model #
 Top Material
 Top Color
 Edge Profile
 Chassis Color
 Modesty/Color
 Wire Management
 Grommet/Port Location
 Power/Data Options

42"D + 48"D Counter Height Work Tables on Next Page.

Pricing Codes:

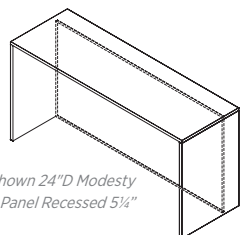
T= TFL P= HPL W= Wood Top

[See Intro Section for Ordering Options](#)

Item	Model No.		Width	Depth	Height	Ship Wt	Cubic Ft	List Price
WORK TABLES STANDING HEIGHT (CONTINUED)	76-4260TWT	TFL	60	42	42	278	7.9	T\$ 1821
							Add Wire Management Upcharge	\$ 346
	76-4260TWT	HPL						P\$ 2128
	75-4260TWT	Veneer						W/P\$ 3228
							Add Wire Management Upcharge	\$ 611
	76-4272TWT	TFL	72	42	42	278	7.9	T\$ 1958
	76-4272TWT	HPL						P\$ 2296
							Add Wire Management Upcharge	\$ 389
	75-4272TWT	Veneer						W/P\$ 3474
							Add Wire Management Upcharge	\$ 694
	76-4284TWT	TFL	84	42	42	278	7.9	T\$ 2098
							Add Wire Management Upcharge	\$ 440
	76-4284TWT	HPL						P\$ 2453
							Add Wire Management Upcharge	\$ 440
	75-4284TWT	Veneer						W/P\$ 3721
							Add Wire Management Upcharge	\$ 782
	76-4296TWT	TFL	96	42	42	278	7.9	T\$ 2237
							Add Wire Management Upcharge	\$ 486
	76-4296TWT	HPL						P\$ 2635
							Add Wire Management Upcharge	\$ 486
	75-4296TWT	Veneer						W/P\$ 3968
							Add Wire Management Upcharge	\$ 864
	76-4860TWT		60	48	42	242	9.0	T\$ 1990
							Add Wire Management Upcharge	\$ 346
	76-4860TWT	HPL						P\$ 2330
							Add Wire Management Upcharge	\$ 346
	75-4860TWT	Veneer						W/P\$ 3527
							Add Wire Management Upcharge	\$ 611
	76-4872TWT		72	48	42	242	9.0	T\$ 2154
							Add Wire Management Upcharge	\$ 389
	76-4872TWT	HPL						P\$ 2526
							Add Wire Management Upcharge	\$ 389
	75-4872TWT	Veneer						W/P\$ 3817
							Add Wire Management Upcharge	\$ 694
	76-4884TWT		84	48	42	242	9.0	T\$ 2314
							Add Wire Management Upcharge	\$ 440
	76-4884TWT	HPL						P\$ 2713
							Add Wire Management Upcharge	\$ 440
	75-4884TWT	Veneer						W/P\$ 4107
							Add Wire Management Upcharge	\$ 782
	76-4896TWT		96	48	42	242	9.0	T\$ 2480
							Add Wire Management Upcharge	\$ 486
	76-4896TWT	HPL						P\$ 2919
							Add Wire Management Upcharge	\$ 486
	75-4896TWT	Veneer						W/P\$ 4396
							Add Wire Management Upcharge	\$ 864

Must Specify (in this order):

Model #
Top Material
Top Color
Edge Profile
Chassis Color
Modesty/Color
Wire Management
Grommet/Port Location
Power/Data Options



Description

- Available with TFL (T), HPL (P), or Veneer (W) Top; Must Specify
- Centered Modesty Available in Contrasting Colors
- 24"D Units Ship Assembled; Other Sizes Require Some Assembly
- 24"D Units Are Meant to be Used Against a Wall; Modesty Panel is Recessed 5/8"
- Add a Purse Hook to Hold Personal Items; [See Hook Details](#)
- Add Wire Management Upcharge and Specify (WM) When Ordering Grommet/Power Options as Double Modesty is Required for Wire Management
- Grommet, DOCK150, DOCK950, DUO/TRIO Power Data Port Units Available ([See Power Accessories](#)); [See PDC Locations](#)

Pricing Codes:

T= TFL P= HPL W= Wood Top

[See Intro Section for Ordering Options](#)

Item	Model No.		Width	Depth	Height	Ship Wt	Cubic Ft	List Price
ROUND GROMMET COVER FIELD INSTALLED	01-GRMTBK	Black	-	-	-	-	-	\$ 11
	01-GRMTSL	Silver						

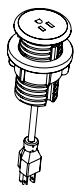


OPEN MARKET
ONLY(SILVER)

Description

- 60mm Round Grommet Cover
- Field Installed

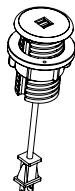
SINGLE POWER SAND DOLLAR	01-SAND60PW	White	3	3	4	1	0.2	\$ 101
	01-SAND60PB	Black						
	01-SAND60PS	Silver						



Description

- Unit is 2" Diameter; Mounts in 60mm Round Grommet
- 6' Cord
- Single Power Outlet

DOUBLE USB SAND DOLLAR	01-SAND60UW	White	3	3	4	1	0.2	\$ 286
	01-SAND60UB	Black						
	01-SAND60US	Silver						



Description

- Unit is 2" Diameter; Mounts in 60mm Round Grommet
- 6' Cord
- Dual USB Outlets

DOCK 950 WIRELESS CHARGER	01-DOCK950W	White	3 $\frac{3}{4}$	3 $\frac{3}{4}$	-	1	0.2	\$ 274
	01-DOCK950B	Black						


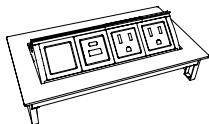
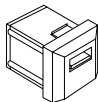
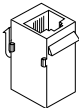


OPEN MARKET ONLY

Description

- For Use with Wireless Charging Enabled Devices
- 5 Watts Maximum Output with a Direct Current of 5V 2A and 10 Watts Maximum with Quick Charge 2.0
- Mounts in 76mm Round Cut-Out
- LED will Confirm Pairing with Device and Begin Wireless Charging

[See Intro Section for Ordering Options](#)

Item	Model No.		Width	Depth	Height	Ship Wt	Cubic Ft	List Price
DOCK 150 WIRELESS AND USB CHARGER	01-DOCK150W	White	3	3	¾	1	0.2	\$ 418
	01-DOCK150B	Black						
 <p>OPEN MARKET ONLY</p> <p>Description</p> <ul style="list-style-type: none"> • For Use with Wireless Charging Enabled Devices and USB Charging Devices • 5 Watt Maximum Output with a Direct Current Input of 5V 6A (Wireless Fast Charge) • Mounts in 76mm Round Cut-Out • Pop-Up is ¾"H and Includes Three (3) USB Ports; One (1) 12 Watt Maximum with 2.4A (USB Fast Charge) and Two (2) 5 Watt with 1A (USB Standard Charge) • LED Light will Confirm Pairing with Device and Begin Wireless Charging • UL and cUL Certified 								
POWER DATA PORT	01-DPORT4A	Aluminum	8	4	-	7	0.2	\$ 1129
	01-DPORT4B	Black	8	4	-	7	0.2	\$ 1129
 <p>Description</p> <ul style="list-style-type: none"> • Retracts into Worksurface to Regain Productive Space • One-Touch Access to Power and Data • Two Power Outlets and Two Open Ports for Data • Water-Proof Simplex (Outlets) • Includes a Voice/Data Adapter Kit to Accept Couplers and Jacks When Required 6' Power Cord • Only Available on 66-4872TP, 66-4866TP, 66-4860TP, 66-3672TP, 66-3072TP, 66-3066TP and 66-3060TP 								
USB PORT	01-USBPORT		-	-	-	-	-	\$ 166
 <p>Description</p> <ul style="list-style-type: none"> • For Use with 01-DPORT4A and 01-DPORT4B • Passive USB-A Port with Increased Transfer Speed Up to 5 gbs/sec • Simultaneous Read/Write Capability • Idle Device Power Saving State • 6' Cord • See Voice Coupler and Data Port on Next Page 								
VOICE COUPLER	01-VOICE1		-	-	-	-	-	\$ 75
 <p>Description</p> <ul style="list-style-type: none"> • For Use with 01-DPORT4A and 01-DPORT4B • 6-Pin Modular Plug • Molded Black • Cord Not included 								

[See Intro Section for Ordering Options](#)

Item	Model No.	Width	Depth	Height	Ship Wt	Cubic Ft	List Price
DATA PORT	01-RJ4DATA	-	-	-	-	-	\$ 173

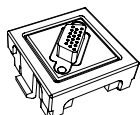


OPEN MARKET ONLY

Description

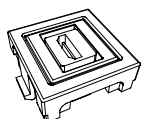
- For Use with 01-DPORT4A and 01-DPORT4B
- 8-Pin Modular Plug; Cat6 Ethernet Cable; Pre-terminated Cable
- 10' Cord

VGA CONNECTOR ACCESSORY	01-VGACON	-	-	-	1	0.2	\$ 154
-------------------------	-----------	---	---	---	---	-----	--------

**Description**

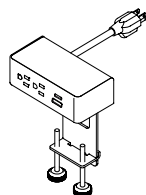
- VGA Port for 01-DPORT4A and 01-DPORT4B
- Enables Devices to Remote Display on Monitors
- 10' Cord
- Male/Female Connector

HDMI CONNECTOR ACCESSORY	01-HDMICON	-	-	-	1	0.2	\$ 128
--------------------------	------------	---	---	---	---	-----	--------

**Description**

- HDMI Port for 01-DPORT4A and 01-DPORT4B
- Connects to High Definition Displays
- Female/Female Connector
- 18" Cord

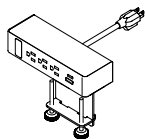
DUO CLAMP WITH NEMA PLUG	01-DUOCLAMPW	White	6½	3	7	1	0.2	\$ 591
	01-DUOCLAMPB	Black						
	01-DUOCLAMPS	Silver						

**Description**

- Standard with: Two (2) Power Outlet, One (1) USB Charging Port and One (1) 60-Watt USB-C Power Delivery Port with GaN Technology with 10' Cord
- Clamps to Top and Features Silver Metal Trim
- Independent USB Circuit Controllers Deliver up to 2.1 Amps to Each Post
- All Mounting Hardware Included
- FCC Part 15A and UL Approved for Horizontal and Vertical Applications

[See Intro Section for Ordering Options](#)

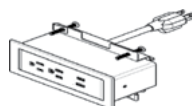
Item	Model No.		Width	Depth	Height	Ship Wt	Cubic Ft	List Price
TRIO CLAMP WITH NEMA PLUG	01-TRIOCLAMPW	White	9	3	7	1	0.2	\$ 693
	01-TRIOCLAMPB	Black						
	01-TRIOCLAMPS	Silver						



Description

- Standard with: Three (3) Power Outlets, One (1) USB Charging Port, One (1) 60-Watt USB-C Power Delivery Port with GaN Technology, One (1) Open Data with 10' Cord
- Clamps to Top and Features Silver Metal Trim
- Independent USB Circuit Controllers Deliver up to 2.1 Amps to Each Post
- HDMI, VGA, or RJ45 Sold Separately; [See Accessories](#)
- All Mounting Hardware Included
- FCC Part 15A and UL Approved for Horizontal and Vertical Applications

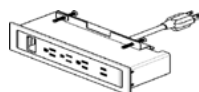
DUO BEZEL WITH NEMA PLUG	01-DUOBEZELW	White	6½	2½	3	1	0.2	\$ 697
	01-DUOBEZELB	Black						
	01-DUOBEZELS	Silver						



Description

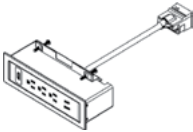
- Sits On Top of the Worksurface and Includes: Two (2) Power, One (1) USB Charging Port and One (1) 60-Watt USB-C Power Delivery Port with GaN Technology with 10' Cord
- Independent USB Circuit Controllers Deliver up to 2.1 Amps to Each Post
- All Mounting Hardware Included
- FCC Part 15A and UL Approved for Horizontal and Vertical Applications

TRIO BEZEL WITH NEMA PLUG	01-TRIOBEZELW	White	9	2½	3	1	0.2	\$ 749
	01-TRIOBEZELB	Black						
	01-TRIOBEZELS	Silver						



Description

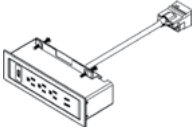
- Sits On Top of the Worksurface and Includes: Three (3) Power, One (1) USB Charging Port and One (1) 60-Watt USB-C Power Delivery Port with GaN Technology, One (1) Open Data, and 10' Cord
- Independent USB Circuit Controllers Deliver up to 2.1 Amps to Each Post
- HDMI, VGA, or RJ45 Sold Separately; [See Accessories](#)
- All Mounting Hardware Included
- FCC Part 15A and UL Approved for Horizontal and Vertical Applications

Item	Model No.		Width	Depth	Height	Ship Wt	Cubic Ft	List Price
DUO BEZEL WITH HARD WIRE CONNECTION 	Circuit 1							
	01-HWDUOBEZELW1	White	6½	2⅝	3	1	0.2	\$ 754
	01-HWDUOBEZELB1	Black						
	01-HWDUOBEZELS1	Silver						
	Circuit 2							
	01-HWDUOBEZELW2	White	6½	2⅝	3	1	0.2	\$ 754
	01-HWDUOBEZELB2	Black						
	01-HWDUOBEZELS2	Silver						
	Circuit 3							
	01-HWDUOBEZELW3	White	6½	2⅝	3	1	0.2	\$ 754
	01-HWDUOBEZELB3	Black						
	01-HWDUOBEZELS3	Silver						
	Circuit 4							
	01-HWDUOBEZELW4	White	6½	2⅝	3	1	0.2	\$ 754
	01-HWDUOBEZELB4	Black						
	01-HWDUOBEZELS4	Silver						

Description

- Must Specify Color and Circuit
- Sits on worksurface and Includes: Two (2) Power, One (1) USB Charging Port and One (1) 60-Watt USB-C Power Delivery Port with GaN Technology, and All Mounting Hardware
- Independent USB Circuit Controllers Deliver up to 2.1 Amps to Each Post
- FCC Part 15A and UL Approved for Horizontal and Vertical Applications
- Maximum 10 Duo Units per Circuit
- Eight (8) Wire/Four (4) Circuit Hard Wire Power Unit
- See Power Entry, Jumper Cable, and Quad Block on Next Page

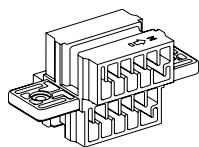
[See Intro Section for Ordering Options](#)

Item	Model No.		Width	Depth	Height	Ship Wt	Cubic Ft	List Price
TRIO BEZEL WITH HARD WIRE CONNECTION 	Circuit 1							
	01-HWTRIOBEZELW1	White	9	2½	3	1	0.2	\$ 774
	01-HWTRIOBEZELB1	Black						
	01-HWTRIOBEZELS1	Silver						
	Circuit 2							
	01-HWTRIOBEZELW2	White	9	2½	3	1	0.2	\$ 774
	01-HWTRIOBEZELB2	Black						
	01-HWTRIOBEZELS2	Silver						
	Circuit 3							
	01-HWTRIOBEZELW3	White	9	2½	3	1	0.2	\$ 774
	01-HWTRIOBEZELB3	Black						
	01-HWTRIOBEZELS3	Silver						
	Circuit 4							
	01-HWTRIOBEZELW4	White	9	2½	3	1	0.2	\$ 774
	01-HWTRIOBEZELB4	Black						
	01-HWTRIOBEZELS4	Silver						

Description

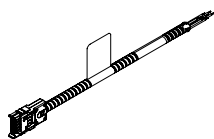
- Must Specify Color and Circuit
- Sits on Worksurface and Includes: Three (3) Power, One (1) USB Charging Port and One (1) 60-Watt USB-C Power Delivery Port with GaN Technology, and All Mounting Hardware
- Independent USB Circuit Controllers Deliver up to 2.1 Amps to Each Post
- FCC Part 15A and UL Approved for Horizontal and Vertical Applications
- Maximum 6 Trio Units per Circuit
- Eight (8) Wire/Four (4) Circuit Hard Wire Power Unit
- HDMI, VGA, or RJ45 Sold Separately; [See Accessories](#)
- See Power Entry, Jumper Cable, and Quad Block Below and on Next Page

QUAD BLOCK HARD WIRED	01-HWQUADBLOCK		-	-	-	1	0.2	\$ 64
------------------------------	----------------	--	---	---	---	---	-----	-------

**Description**

- Eight (8) Wire/Four (4) Circuit Hard Wire Connector
- UL183 Compliant
- For Connecting Jumpers and Power Units
- Quantity of Four (4) Female Inputs

POWER ENTRY HARD WIRED	01-HWPOWERENTRY		72	-	-	1	0.2	\$ 333
-------------------------------	-----------------	--	----	---	---	---	-----	--------

**Description**

- Eight (8) Wire/Four (4) Circuit Hard Wire Infeed
- UL183 Compliant

[See Intro Section for Ordering Options](#)

Item	Model No.	Width	Depth	Height	Ship Wt	Cubic Ft	List Price
 <p>JUMPER HARD WIRE CABLE</p>	01-HW2JUMP	24	-	-	1	0.2	\$ 199
	01-HW3JUMP	36	-	-	1	0.2	\$ 213
	01-HW4JUMP	48	-	-	1	0.2	\$ 219
	01-HW5JUMP	60	-	-	1	0.2	\$ 263
	01-HW6JUMP	72	-	-	1	0.2	\$ 279

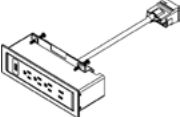
Description

- Eight (8) Wire/Four (4) Circuit Hard Wire Jumper
- UL183 Compliant

 <p>DUO BEZEL WITH DAISY CHAIN PLUG</p>	01-PDUOBEZELW	White	6½	2½	3	1	0.2	\$ 690
	01-PDUOBEZELB	Black						
	01-PDUOBEZELS	Silver						

Description

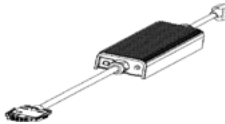
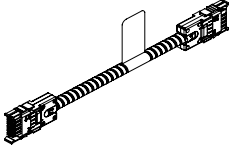
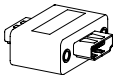
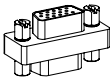
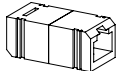
- Sits On Top of the Worksurface and Includes: Two (2) Power, One (1) USB Charging Port and One (1) 60-Watt USB-C Power Delivery Port with GaN Technology with 12" Cord
- Independent USB Circuit Controllers Deliver up to 2.1 Amps to Each Post
- All Mounting Hardware Included
- FCC Part 15A, RU Listed and UL Recognized for Horizontal and Vertical Applications
- Non Sequential System Allows Up to Eight (8) Modules To Be Connected With Jumper Cord
- Requires Power Box, See Below; See Jumper Cable on Next Page

 <p>TRIO BEZEL WITH DAISY CHAIN PLUG</p>	01-PTRIOBEZELW	White	9	2½	3	1	0.2	\$ 739
	01-PTRIOBEZELB	Black						
	01-PTRIOBEZELS	Silver						

Description

- Sits On Top of the Worksurface and Includes: Three (3) Power, One (1) USB Charging Port, One (1) 60-Watt USB-C Power Delivery Port with GaN Technology, and One (1) Open Data with 12" Cord
- HDMI, VGA, or RJ45 Sold Separately; [See Accessories](#)
- All Mounting Hardware Included
- FCC Part 15A, RU Listed and UL Recognized for Horizontal and Vertical Applications
- Non Sequential System Allows Up to Eight (8) Modules To Be Connected With Jumper Cord
- Requires Power Box, See Below; See Jumper Cable on Next Page

[See Intro Section for Ordering Options](#)

Item	Model No.		Width	Depth	Height	Ship Wt	Cubic Ft	List Price
DAISY CHAIN POWER BOX 	01-PPOWER 76" Perimeter, 36" Power Cord		-	-	-	1	0.2	\$ 801
	01-PPOWER2 24" Perimeter, 144" Power Cord		-	-	-	1	0.2	\$ 822
Description <ul style="list-style-type: none"> • Powers up to Eight (8) Duo and Trio Daisy Chain Units • One (1) Nema Plug and One (1) Daisy Chain Plug • 12 Amp System Rating • 15 Amp Over-Current Protection 								
DAISY CHAIN JUMPER CORD 	01-6JUMP 72" Long		-	-	-	1	0.2	\$ 309
	01-5JUMP 60" Long		-	-	-	1	0.2	\$ 293
	01-4JUMP 48" Long		-	-	-	1	0.2	\$ 248
	01-2JUMP 24" Long		-	-	-	1	0.2	\$ 227
Description <ul style="list-style-type: none"> • Connects Duo and Trio Daisy Chain Units • Non Sequential System Allows up to Eight (8) Modules to be Connected 								
HDMI DATA PORT ACCESSORY 	01-LCOMHDMI		-	-	-	1	0.2	\$ 171
Description <ul style="list-style-type: none"> • HDMI Port for Trio Bezel and Trio Clamp Units 								
OPEN MARKET ONLY								
VGA DATA PORT ACCESSORY 	01-LCOMVGA		-	-	-	1	0.2	\$ 125
Description <ul style="list-style-type: none"> • VGA Port for Trio Bezel and Trio Clamp Units 								
RJ45 DATA PORT ACCESSORY 	01-LCOMRJ45		-	-	-	1	0.2	\$ 82
Description <ul style="list-style-type: none"> • RJ45 Port for Trio Bezel and Trio Clamp Units 								

[See Intro Section for Ordering Options](#)

CHAT

WORK/LANDING TABLES (7500/7600 SERIES)

Item	Model No.	Width	Depth	Height	Ship Wt	Cubic Ft	List Price
PURSE HOOK FOR WORK TABLE	01-HOOK	2	1¾	2⅝			\$ 82



Description

- Black Hook Includes Mounting Hardware
- Field Installed

VESTA POWER CENTER	01-PDCTR	10¾	12	28¾	14	2.5	\$ 1835
--------------------	----------	-----	----	-----	----	-----	---------



Description

- Top Includes One (1) Power Outlet, Two (2) USB Ports and One (1) USBC Port; Base Includes Three (3) Outlet
- Available in White
- 120" Power Cord
- Built with Weight Distribution for Optimal Stability
- Base is 5" Tall

Indiana FURNITURE

ORDERING INFORMATION

All orders should be emailed to neworders@indianafurniture.com.
Orders can be faxed to 812-482-9035 or mailed to:

Indiana Furniture
P.O. Box 270, 1919 Hospitality Dr., Ste. A
Jasper, IN 47547-0270

ORDER PROCEDURE

All orders must include purchase order number, billing address, ship-to address and phone number, and any special instructions.

- purchase order number
- complete quantity for all units
- billing address
- model number
- ship-to address
- fabric (seating, tackboards, etc.)
- phone number
- finish
- any special instructions
- any other applicable option

Within each series, an example of "How to Order" is illustrated at the beginning of each series section. For further clarification, contact Customer Service.

PRICING

All prices shown are suggested retail prices F.O.B. Point of Origin, freight prepaid and allowed to one continental US destination. Prices, specifications and materials are subject to change without notice. Possession and/or distribution of this price list does not in itself constitute an offer to sell. Orders can be received only from authorized Indiana Furniture dealers. Orders will be billed at prices prevailing at time of shipment, unless acknowledged prior to the effective date of the price change, in which case billing will be at the price acknowledged.

ACKNOWLEDGMENT

All orders will be acknowledged promptly, showing how the order was entered, its approximate shipping date and other pertinent information. This acknowledgment is the final agreement between the customer and Indiana Furniture and is the exclusive statement of the terms thereof. Please examine this acknowledgment carefully and advise Indiana Furniture immediately of any discrepancies. Shipping fees are listed on direct bill contract orders and GSA, but not on commercial order acknowledgments or dealer-billed orders.

BUYER'S OBLIGATION: RIGHTS OF SELLER

If Indiana Furniture shall at any time doubt Buyer's financial responsibility, Indiana Furniture may decline to make shipments hereunder except upon receipt of cash payment in advance or security or other proof of responsibility satisfactory to Indiana Furniture. If buyer fails in any way to fulfill the terms and conditions set forth herein, Indiana Furniture may defer shipments until such default is corrected. Remedies provided herein shall be in addition to, and not in lieu of other remedies. Buyer agrees to abide by payment terms as listed on invoice. Buyer shall pay all reasonable costs and expenses, including attorney and collection fees, and late fees, incurred by Seller in connection with any amounts due for goods ordered.

CANCELLATIONS AND CHANGES

Due to immediate production on build-to-order items, all orders are considered firm and are not subject to cancellation or change without approval from Indiana Furniture. All approved changes are subject to additional charges and revised lead times.

PRODUCT DESIGN AND SPECIFICATION CHANGES

Indiana Furniture reserves the right to make changes in design and construction or discontinue products without prior notice. Note: All dimensions listed in price list are nominal.

REPAIR CHARGES

Indiana Furniture will only pay repair charges if Customer Service gives prior written authorization. No repair charge will be paid without advance approval at which time you will be issued a repair authorization number that will allow you to invoice Indiana Furniture for the completed work.

WAREHOUSE STORAGE CHARGES

If a shipment is held beyond 7 calendar days at your request, a .084% per calendar day (2.52% per month) storage charge will be assessed. The effective date will be 7 calendar days after the acknowledged ship date. Further, the prices applied to the order will be those in effect at the time of shipment.

DAMAGED MERCHANDISE

The consignee is responsible for filing claims with the carrier for damage and shortages. Claims for both obvious and concealed damage must be filed within 15 calendar days, and the damaged merchandise must not have been moved from the original receiving location. All damaged merchandise, including the cartons and packing materials, must be retained for inspection by either the carrier or by an Indiana Furniture Sales Representative. Indiana Furniture reserves the right to select the most cost effective way to repair or replace the damaged item. Once you have notified the carrier, please contact Customer Service for further assistance.

GENERAL INFORMATION + CONDITIONS OF SALE

Obvious Damage/Missing Cartons — Do not refuse merchandise damaged in transit. Indiana Furniture recommends the consignee inspect all merchandise upon arrival. If a shipment is received damaged or short, note all information on carrier's copy and your copy of freight bill and delivery receipt. Notify the delivering carrier and file a claim immediately. Pending the results of your claim, either Indiana Furniture or the carrier will cover 100% of the cost to repair or replace the damaged or missing item.

Concealed Damage — If concealed damage is discovered, notify the delivering carrier at once and request an inspection. This must be done within 15 calendar days of delivery. If the carrier will not perform the inspection, you should prepare an affidavit that you contacted them, noting the time and date, and that they failed to comply with your request. This, along with the other papers in your possession, will support the claim. Pending the results of your claim, the cost to repair or replace the item will be covered ½ by the carrier and ½ by Indiana Furniture for shipments less than a full truckload and 100% by Indiana Furniture for shipments of full truck loads.

RETURN MERCHANDISE

Merchandise will not be accepted for return without a RGA (Return Goods Authorization) issued by Indiana Furniture. We will consider issuing RGA's for the following reasons:

1. Manufacturing defect (inspected by Indiana Furniture representative)
2. Indiana Furniture order processing error
3. Shipping error
4. Mis-marked cartons
5. Duplicated shipments

If you have any questions as to whether your reason for return qualifies for consideration, please contact your Customer Service Representative. Merchandise must be returned within 60 days of the RGA issued date, or within 60 days upon receipt of replacement product to receive credit. Returns due to mis-marked cartons must also be returned in the original cartoning, with shipping labels intact, to receive credit.

All merchandise being returned must be properly packed and protected to ensure no further damage is incurred during transportation back to an Indiana Furniture facility. Upon receipt, all returned merchandise will be thoroughly inspected and the results compared to the reason for return stated on the RGA. Any discrepancies, such as additional damage, signs of usage, missing parts, etc., will result in an adjustment to the amount of credit issued.

DELIVERY AND FREIGHT CHARGES

All shipments are F.O.B. Point of Origin, Jasper, IN, freight prepaid and allowed dock to dock on 53' trailer. Ownership and responsibility of the merchandise becomes that of the buyer upon delivery to the freight company. Shipments into Alaska, Hawaii, Canada, Mexico, Puerto Rico and other exports are freight prepaid and allowed to port of exit.

Indiana Furniture reserves the right to select the most appropriate carrier and routing on all shipments. Indiana Furniture will attempt to accommodate requests for favored carriers and delivery times. Deliveries requested Monday through Thursday, after 3pm, will be assessed a \$300 per truck after hours fee. Deliveries requested after 3pm on Friday or on weekends, will be assessed a \$600 per truck weekend delivery fee.

Inside delivery and installation services are not included in the pricing shown. Any deviation from dock-to-dock delivery, such as but not limited to, non-dock, residential, or inside delivery must be specified on the order. Should these services be requested or required, all charges incurred will be charged to the "Sold To" of the order.

Shipments totaling less than \$3000 (net value, product only) will be assessed a small order fee of \$300 net per shipment. This fee will be reduced for items shipped via small package carriers. For order shipments of \$100 or less, shipped by small package carrier, the fee is \$22. For order shipments over \$100, shipped by small package carrier, the fee is \$40. All shipping fees will be added at the time of invoicing.

BIFMA AND ANSI TESTING

Indiana Furniture is a member of the Business and Institutional Furniture Manufacturer's Association (BIFMA). Tests developed by the BIFMA and approved by the American National Standards Institute (ANSI) determine the strength and durability of casegoods and seating in its everyday use. Although this testing does not serve as a warranty or guarantee, Indiana Furniture products within this price list have been tested by an independent verifying body and meet or exceed applicable BIFMA and ANSI standards.

Subject to the limitations set forth in this warranty, Indiana Furniture Industries, Inc. (“**Indiana Furniture**”) warrants to the original purchaser all product in this price list (“**Product**”) to be free from defects in material and workmanship given normal use for a 12-year period from the date of manufacture. During the applicable warranty period, Indiana Furniture, as its sole obligation, will repair or replace (in Indiana Furniture’s sole discretion) any Product, part, or component covered by this warranty and sold after May 13, 2024, which fails under normal use as a result of a defect in material or workmanship. Normal use is defined as the equivalent of a single shift, 40-hour work week. Indiana Furniture will repair or replace the defective Product, part, or component with a comparable Product, part, or component.

Warranty periods are limited for certain Products and parts as follows:

12-year Warranty (from the date of manufacture)

- Seating Mechanisms
- Veneers
- Laminates
- Casters and Glides

5-year Warranty (from the date of manufacture)

- Triple Play Series
- Electrical Components
- Pneumatic Cylinders
- Textiles, Foam, and Decorative Trim
- Swivel Arm Pads
- Keyboard Kits
- Lighting
- All Height Adjustable Mechanisms

3-year Warranty (from date of shipment)

- Dock 950 Wireless Charger
- Dock 150 Wireless and USB Charger

THIS WARRANTY DOES NOT COVER:

- Damage caused by a carrier or third party
- Normal or routine wear and tear
- Appearance, durability, quality, behavior, colorfastness, or any other attribute of customer’s own materials or any non-standard Indiana Furniture material (including CF Stinson, Maharam, Momentum, Mayer, UltraFabrics, Architex, and other alliance programs) specified by the customer and applied to a Product
- Color, grain or texture of wood, laminate and other covering materials
- Changes in wood or fabric color due to aging or exposure to light

As the manufacturer of the Product, Indiana Furniture stands behind its craftsmanship and pledges to do everything it can to reasonably resolve, as quickly as possible, any problems you may have with the Product within the terms and conditions of this warranty.







































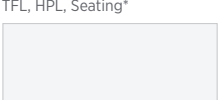


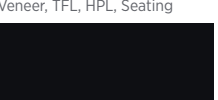
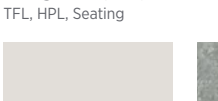
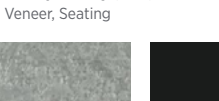




If you encounter a defect covered by the foregoing warranty, contact the dealer from whom you purchased the Product. If the dealer is unable to resolve your warranty issues, you should contact Indiana Furniture. Please ensure that you have all of the pertinent facts when contacting the dealer or Indiana Furniture, including the model number and factory order number from the inspection label attached to the Product.

INDIANA FURNITURE IS NOT PROVIDING, AND SPECIFICALLY DISCLAIMS, ANY OTHER WARRANTIES FOR THE PRODUCTS, EXPRESS OR IMPLIED, INCLUDING ANY IMPLIED WARRANTY OF MERCHANTABILITY OR FITNESS FOR A PARTICULAR PURPOSE. INDIANA FURNITURE SHALL NOT BE LIABLE TO THE PURCHASER OR ANY THIRD PARTY FOR CONSEQUENTIAL, INCIDENTAL, INDIRECT, OR SPECIAL DAMAGES, INCLUDING, WITHOUT LIMITATION, DAMAGES ARISING OUT OF OR RESULTING IN ANY MALFUNCTIONS, DELAYS, LOSS OF PROFIT, INTERRUPTION OF BUSINESS, PERSONAL INJURY, BODILY INJURY, DEATH, DISMEMBERMENT, OR PROPERTY DAMAGE.

Indiana Furniture Industries, Inc.
Attn: Customer Service
1919 Hospitality Dr., Ste A
P.O. Box 270
Jasper, Indiana
47547-0270
800.422.5727
Fax 812.482.9035
custserv@indianafurniture.com

Surface Materials







Wood Finishes and Woodgrain, Solid, and 3D Laminates

					
Aspen White (AWH) SQ1	White Nebbia (WNB) TFL, HPL, Seating	Beigewood (BW) TFL, HPL, Seating*	Natural Beech (NB) SQ1	Sugar Maple (SM) Veneer, TFL, HPL, Seating	Oak Riftwood (ORW) Veneer*, TFL, HPL, Seating*
					
Kirsche (KHE) TFL, HPL, Seating	Fawn Oak (FO) Veneer*, Seating*	Truffle Rain (TR) SQ1	River Cherry (RC) TFL, HPL, Seating*	Mesa Sunset (MAS) Veneer*, Seating*	Natural Marrone (NTM) TFL, HPL, Seating*
					
Studio Teak (TK) TFL, HPL, Seating	Pinnacle Walnut (PNW) Veneer, TFL, HPL, Seating	Harvest Maple (HVM) TFL, HPL, Seating*	Golden Cherry (GC) Veneer, TFL, HPL, Seating	Legacy Walnut (LW) Veneer, Seating	Artisan Walnut (AW) Veneer, Seating
					
Orchard (OR) SQ1	Shaker Cherry (SKC) Veneer, TFL, HPL, Seating	Select Cherry (SCH) Veneer, TFL, HPL, Seating	Williamsburg Cherry (WC) Veneer, TFL, HPL, Seating	Harvest Walnut (HW) Veneer, Seating	Dark Cherry (DC) Veneer, Seating
					
Mahogany Walnut (MW) Veneer, TFL, HPL, Seating	Henna Walnut (HNW) Veneer, Seating	Columbian Walnut (CO) Veneer, TFL, HPL, Seating	Sepia Walnut (SPW) TFL, HPL, Seating*	Florence Walnut (FLW) TFL, HPL, Seating*	Dark Forest Walnut (DFW) Veneer, Seating*
					
Ember Gray (EG) SQ1	Espresso (EW/EF) Veneer, TFL, HPL, Seating	Portico Teak (PTK) TFL, HPL, Seating*	Weathered Ash (WTA) Veneer*, TFL, HPL, Seating*	Smoky Brown Pear (SBP) TFL, HPL, Seating*	Asian Night (AS) Veneer, TFL, HPL, Seating
					
Midnight Run (MNR) TFL, HPL, Seating	Metropolis Sky (MTS) Veneer, Seating	Designer White (WH) TFL, HPL, Seating	Fashion Grey (FHG) TFL, HPL	Slate Grey (SG) TFL, HPL	Black (BL) TFL, HPL, Seating
					
Matte White (WH3) 3D Laminate (Iconic Only)	Concrete (CR3) 3D Laminate (Iconic Only)	Matte Black (BL3) 3D Laminate (Iconic Only)	Blush (BSH) HPL Accent (Iconic+Plush Only)	First Kiss (FK) HPL Accent (Iconic+Plush Only)	Surfin USA (SUS) HPL Accent (Iconic+Plush Only)
* Finish is Low Sheen					










Frosted & High Gloss Acrylics

				
Frosted (FSTA)	White (WHA)	Wired Mercury (WMA)	Graphite (GPA)	Black (BLA)





Solid Surfaces

					
Snow White (SNW)	Pebble Beach (PE)	Sedona (SE)	Arroyo (AR)	Tundra (TN)	Starry Night (SN)

Metal Options

				
Snow (SNOW)	Oyster White (OYST)	Sugar Cookie (SUGC)	Aluminum (ALUM)	Chrome (CHRM)
				
Gold (GOLD)	Platinum (PLAT)	Mist (MIST)	Black (BLK)	

Glass Options

	
Gloss White (GWHG) (Catalyst + Strut)	Acid Etched White (GWHA) (Catalyst + Strut)
	
Gloss Black (GBLG) (Catalyst + Strut)	Acid Etched Black (GBLA) (Catalyst + Strut)

Colors represented are high-resolution reproductions and may vary slightly from the actual product. To order samples, please contact our Customer Service team or order online at www.indianafurniture.com. Graining and finish colors may vary, yet will continue to complement across Veneer, HPL, TFL, and Seating products due to the inherent differences of these materials.

Indiana[®]

FURNITURE

1919 Hospitality Drive, Suite A
PO Box 270
Jasper, Indiana 47547-0270

Tel 812.482.5727

Toll 800.422.5727

Fax 812.482.9035

sales@indianafurniture.com

www.indianafurniture.com

Federal Classification: Small Business

©2025 Indiana Furniture 6/25

