

With a nod to the '50s and '60s, Iconic's clean lines, tapered legs, and unexpected details present a timeless, approachable quality while being suited to outfit a multitude of areas, including private office, open plan/benching, small meeting areas, and ancillary spaces.

CONSTRUCTION

Iconic features a Veneer chassis with your choice of a Veneer, HPL or 3D Laminate top. Units ship assembled unless otherwise noted.

VENEER

- Exposed surfaces feature select-grade, plain-sliced hardwood Cherry, Maple, American Black Walnut, White Oak, and composite veneers; Veneers are carefully selected and matched to assure proper balance and consistency
- Veneer features UVAdvantage, an ultra-violet finish, on all exposed surfaces by utilizing roll-coat UV technology

LAMINATE

- TFL and HPL are made of woodgrain and solid color laminates fused to particleboard core; Each laminate offers lasting beauty, superior resistance to normal wear, and easy maintenance
- 3D laminate surfaces eliminate the need for edge banding, visible seams, and special edge treatments; elimination of seams helps mitigate the accumulation of potential contaminants and simplifies cleaning

TOPS

- Tops are 1 3/16" thick
- Square (Y) Edge Profile is 3-ply balanced construction with 3mm wood edge-banded rims
- Square edge tops are shaped on all four sides
- Knife (KB) and Illusion (I) Edge Profile are 5-ply balanced construction with hardwood rims. Knife (KB) and Illusion (I) Edge Profile are profiled on three sides of Double Ped and Single Ped Desks with user side featuring Square Edge (Y)
- Grain direction runs left-to-right unless noted

CHASSIS

- Chassis are fastened by using high quality European fastening systems and heavy-duty, 16-gauge joining brackets to assure maximum strength
- All units ship with heavy-duty, adjustable glides to ensure proper leveling and compensate for uneven floors
- Horizontal grain direction unless otherwise noted

DRAWERS

- Box and file drawers are tested for 100lb capacity
- 5-sided drawer construction for easy removal of drawer fronts
- Fronts are 3-ply construction, 3/4" thick with matched grain
- Sides, back, and front are 1/2" thick woodgrain vinyl-wrapped miter fold construction; box and file drawers have 1/8" thick hardboard bottoms, lateral file drawers feature 1/4" thick bottoms
- Optional Dovetail construction with 7/16" thick hardwood sides and backs and 5/32" thick hardboard bottoms
- Box and file drawers feature full extension, progressive action slides with precision steel ball bearings allowing side-to-side and front-to-back
- Optional soft close on box and file drawers allows front-to-back filing in file drawers
- Lateral files 3/4 extension, progressive action slides with precision steel ball bearings
- All suspensions have a limited lifetime warranty

FILING

- All file drawers are standard with filing systems designed to accommodate a variety of filing requirements
- Optional soft close on box and file drawers allows front-to-back filing in file drawer
- Legal width file drawers provide legal filing front to back, and letter or legal filing side to side

STORAGE

- All hinged doors include soft close hinges
- Soft close hinges reduce stress placed on the cabinet when the door is closed and offers a quiet closure

LOCKING

- All units with drawers feature standard locking; optional locking available on models with doors where noted ([see locking option](#))
- Lock core available in black or silver, please specify color
- Removable lock cylinders allow for units to be re-keyed at a later date if required
- Units are shipped randomly keyed as standard
- Keyed alike units available upon request at no additional charge

CORD MANAGEMENT

- Grommets are available in the tops of desks, returns, bridge tops, kneespace credenzas, and credenzas
- An exit grommet is standard on the bottom of pedestals for wires to escape
- Hutch units have standard grommets in back panels
- On units, where noted, a removable back panel for wire access/wire management, as well as an exit grommet, come standard
- Grommets are 2 3/8" in diameter and available in black or silver
- [See all optional grommet locations](#)
- Wire channel ([01-WMGRCB](#)) available for additional undersurface cord management

INTERIOR DRAWER DIMENSIONS

Models

| | | | |
|-------------|-------------|-------------|-------------|
| 50-3672DP | 50-3072DP | 50-2472LKC | 50-2472RKC |
| 50-3666DP | 50-3066DP | 50-2466LKC | 50-2466RKC |
| 50-3660DP | 50-3060DP | 50-2460LKC | 50-2460RKC |
| 50-3672LP | 50-3672RP | 50-3072LP | 50-3072RP |
| 50-3666LP | 50-3666RP | 50-3066LP | 50-3066RP |
| 50-3660LP | 50-3660RP | 50-3060LP | 50-3060RP |
| 50-4824LPDR | 50-4824RPDR | 50-4224LPDR | 50-4224RPDR |
| 50-1872SWBL | 50-1872SWBR | | |

Drawers

| | W | L | D |
|------|---------|----------|---------|
| Box | 15 3/8" | 16 3/16" | 3 1/2" |
| File | 15 3/8" | 16 3/16" | 9 5/16" |

Models

| | | | |
|-------------|-------------|------------|------------|
| 50-2472LOBL | 50-2472LOBR | 50-2472DBF | 50-2472LDF |
| 50-2472OBFL | 50-2472OBFR | | |

Drawers

| | W | L | D |
|----------|----------|----------|--------|
| Lat File | 32 5/32" | 15 1/16" | 9 1/4" |

Models

| | | | |
|-------------|-------------|-------------|-------------|
| 50-2460LOBL | 50-2466LOBL | 50-2460OBFL | 50-2466OBFL |
| 50-2460LOBR | 50-2466LOBR | 50-2460OBFR | 50-2466OBFR |
| 50-2460DBF | 50-2460LDF | 50-6024LLR | 50-6024RLR |

Drawers

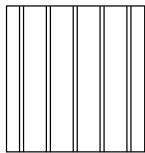
| | W | L | D |
|----------|----------|----------|--------|
| Box | 15 3/8" | 12 1/8" | 3 1/2" |
| Lat File | 26 5/32" | 15 1/16" | 9 1/4" |

FILING CAPABILITIES

Drawers with Dimensions: 15⁵/₁₆"W x 16¹/₁₆"L

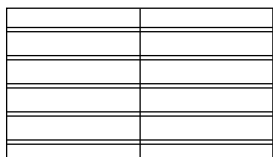


Letter Font to Back

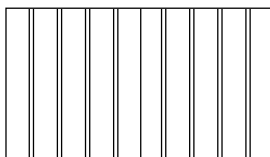


Legal Side to Side

Drawers with Dimensions: 26³/₂"W x 15¹/₁₆"L

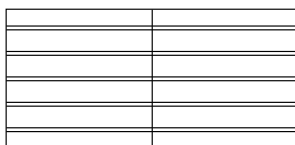


2 Rows Letter Font to Back

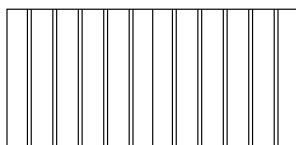


1 Row Legal Side to Side

Drawers with Dimensions: 32³/₂"W x 15¹/₁₆"L



2 Rows Letter Font to Back



1 Row Legal Side to Side

HOW TO ORDER EXAMPLES

| Model No. | Description | Example |
|-------------|-----------------------------------|-----------|
| 50-3672DP | Top Material | 3D |
| | Edge Profile | KB |
| | Top Finish/Color | CR3 |
| | Chassis Finish | PNW |
| | Finger Pull Accent Material/Color | FPPFHG |
| | Leg Finish | PNW |
| | Modesty Accent Material | 50-APFMD |
| | Modesty Accent Color | MAPFHG |
| | Drawer Construction | DOVE |
| | Drawer Track | SFTCL |
| | Lock Color | BLK |
| | Power/Data | GC, SLV |
| | Kneespace Options | 01-1622CD |
| 50-2472OBFL | Top Material | P |
| | Top Finish/Color | SKC |
| | Chassis Finish | SKC |
| | Cabinet Accent Color | CABSH |
| | Finger Pull Accent Material/Color | FPPBSH |
| | Leg Finish | SKC |
| | Drawer Construction | - |
| | Drawer Track | SFTCL |
| | Lock Color | BLK |
| | Power/Data | GC, BLK |

| Model No. | Description | Example |
|--------------|-------------------------------|---------|
| 50-24600SD72 | Chassis Finish | WTA |
| | Cabinet Accent Color | CAENL |
| | Round Pull/Metal Accent Color | CRD |
| | Leg Finish | BL |

VENEER (W) OPTIONS

Veneer features UV Advantage, an ultra-violet finish, on all exposed surfaces by utilizing roll-coat UV technology

| | | | |
|-----|--------------------|-----|---------------------|
| AW | Artisan Walnut | MW | Mahogany Walnut |
| AS | Asian Night | MAS | Mesa Sunset* |
| CO | Columbian Walnut | MTS | Metropolis Sky |
| DC | Dark Cherry | ORW | Oak Riftwood* |
| DFW | Dark Forest Walnut | PNW | Pinnacle Walnut |
| EW | Espresso | SCH | Select Cherry |
| FO | Fawn Oak* | SKC | Shaker Cherry |
| GC | Golden Cherry | SM | Sugar Maple |
| HW | Harvest Walnut | WTA | Weathered Ash* |
| HNW | Henna Walnut | WC | Williamsburg Cherry |
| LW | Legacy Walnut | | |

* Finish is Low Sheen

HPL (P) OPTIONS

| | | | |
|-----|------------------|-----|---------------------|
| AS | Asian Night | PNW | Pinnacle Walnut |
| CO | Columbian Walnut | SCH | Select Cherry |
| EW | Espresso | SKC | Shaker Cherry |
| GC | Golden Cherry | SM | Sugar Maple |
| MW | Mahogany Walnut | WTA | Weathered Ash |
| ORW | Oak Riftwood | WC | Williamsburg Cherry |

3D LAMINATE (3D) OPTIONS

3D laminate surfaces eliminate the need for edge banding, visible seams, and special edge treatments. The elimination of seams helps to mitigate the accumulation of potential contaminants and simplifies cleaning. See cleaning instructions on our website under Resources.

Our Matte White and Matte Black options are not only durable, they leave no fingerprints. The matte, soft touch finish will add a sense of luxury, beauty, and style to any interior space.

Our Concrete option features a city-inspired, grey concrete surface with an embossed texture that is real to the touch and feel.

See individual select products for availability.

| | | | |
|-----|-------------|-----|-------------|
| CR3 | Concrete | WH3 | Matte White |
| BL3 | Matte Black | | |



Concrete (CR3)



Matte Black (BL3)



Matte White (WH3)

WOOD FINISH LEG OPTIONS

| | | | |
|-----|--------------------|-----|---------------------|
| AW | Artisan Walnut | LW | Legacy Walnut |
| AS | Asian Night | MW | Mahogany Walnut |
| CO | Columbian Walnut | MAS | Mesa Sunset* |
| DC | Dark Cherry | MTS | Metropolis Sky |
| DFW | Dark Forest Walnut | ORW | Oak Riftwood* |
| EW | Espresso | PNW | Pinnacle Walnut |
| FO | Fawn Oak* | SCH | Select Cherry |
| GC | Golden Cherry | SKC | Shaker Cherry |
| HW | Harvest Walnut | SM | Sugar Maple |
| HNW | Henna Walnut | WTA | Weathered Ash* |
| | | WC | Williamsburg Cherry |

* Finish is Low Sheen

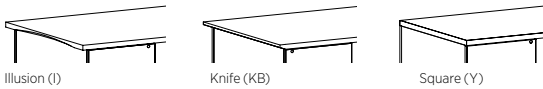
SOLID COLORS

| | | | |
|----|-------|----|----------------|
| BL | Black | WH | Designer White |
|----|-------|----|----------------|

EDGE PROFILE

Select units feature multiple profile options. See specific units for details. Double Ped and Single Ped Desks are profiled on three sides with user side featuring Square Edge (Y).

| | | | |
|----|----------|---|--------|
| I | Illusion | Y | Square |
| KB | Knife | | |



PULL OPTIONS

| | | | |
|-----|----------------------|-----|-------------------------|
| STD | Finger Pull, Veneer* | BRD | Round Door Pull, Black |
| FPF | Finger Pull, Fabric | CRD | Round Door Pull, Chrome |
| FPP | Finger Pull, HPL | | |



Finger Pull




Round Door Pull

*Veneer Finger Pull Finish will match Chassis Finish

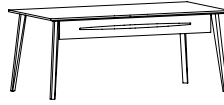
FINGER PULL HPL ACCENT (FPP) OPTIONS

| | | | |
|--------|----------------|--------|-----------------|
| FPPBL | Black | FPPFK | First Kiss |
| FPPBSH | Blush | FPPSG | Slate Grey |
| FPPWH | Designer White | FPPSV | Summer Vacation |
| FPPFHG | Fashion Grey | FPPSUS | Surfin USA |



MODESTY ACCENT HPL (P) OPTIONS

| | | | |
|--------|----------------|--------|-----------------|
| MAPBL | Black | MAPFK | First Kiss |
| MAPBSH | Blush | MAPSG | Slate Grey |
| MAPWH | Designer White | MAPSV | Summer Vacation |
| MAPFHG | Fashion Grey | MAPSUS | Surfin USA |



Modesty Panel is available in veneer only, while the Modesty Accent is available in veneer, HPL, or fabric.

UPHOLSTERY OPTIONS

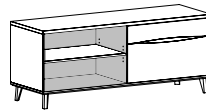
For units available with a Fabric Finger Pull or Modesty Accent, as well as tackboards, we offer a wide variety of graded-in or contract options. Due to the minimal, 1/2 yard requirement for Accent Features, all leather options for these units will be COL.

All graded-in fabrics, contract partners, and our COM/COL Form may be found online at: www.indianafurniture.com/resources/textiles

INTERIOR CABINET ACCENT HPL (P) OPTIONS

Select units feature an optional interior HPL accent color. See specific units for details.

| | | | |
|-------|----------------|-------|-----------------|
| CABL | Black | CAFK | First Kiss |
| CABSH | Blush | CASG | Slate Grey |
| CAWH | Designer White | CASV | Summer Vacation |
| CAFHG | Fashion Grey | CASUS | Surfin USA |



For example, Shaded Area Denotes Cabinet Accent Location

DRAWER OPTIONS

Units with drawers come standard with woodgrain vinyl-wrapped drawers. Optional dove tail construction for all box, file, and lateral file drawers is available. Soft close is also available for all box and file drawers. **File drawers with the soft close option feature front-to-back filing.** Must specify when ordering.

Pricing is per Drawer, not per Model/Unit.

| | | | |
|-------|---|----|----|
| DOVE | Wood Dove Tail Construction | \$ | 45 |
| SFTCL | Soft Close Drawer Track (Box & File Drawers Only) | \$ | 34 |

LOCK CORE COLOR OPTIONS

| | | | |
|-----|-------|-----|--------|
| BLK | Black | SLV | Silver |
|-----|-------|-----|--------|



LOCKING DOORS

Locking doors are available on specific units, where noted. Must specify WITH LOCKING when ordering, denote color, and add upcharge. Color Options: Black (BLK) or Silver (SLV)

| | | | |
|--------|--------------------|----|-----|
| LKT_HU | 78"W to 48"W Units | \$ | 115 |
| LKT_HU | 42"W to 30"W Units | \$ | 91 |
| LKT_HU | 18"W Units | \$ | 69 |

GROMMET OPTIONS & POWER UNIT LOCATIONS

Grommets are available in tops of returns, bridges, and credenzas, and may be ordered without grommets at no additional charge. Please specify NO GROMMET on order.

Grommets are available on hutches in standard locations for task light management at no additional charge. Please specify WMHUBL (Black) or WMHUSV (Silver).

Power/Data, Dock 950 and Dock 150 units must be specified separately with surface mount location. Dock 950 and Dock 150 units are available on Table Desks and Credenza Tops, and where otherwise noted.

Grommets are available in standard locations. Please specify using info below. Multiple locations may be selected. Only one unit per location.

GROMMET LOCATIONS (Black = BLK and Silver = SLV)

| | | | |
|----|--------------------------------------|----|----|
| GC | Grommet, Center - Specify BLK or SLV | \$ | 52 |
| GL | Grommet, Left - Specify BLK or SLV | \$ | 52 |
| GR | Grommet, Right - Specify BLK or SLV | \$ | 52 |

DUO/TRIO BEZEL LOCATIONS

| | |
|-------|---------------|
| PDC-C | Bezel, Center |
| PDC-L | Bezel, Left |
| PDC-R | Bezel, Right |

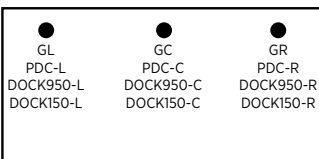
DOCK 950 and DOCK 150 LOCATIONS (See Dock Units)

| | | | |
|-----------|---------------------------------------|----|-----|
| DOCK950-L | D950 Wireless Charger, Left | \$ | 265 |
| DOCK950-C | D950 Wireless Charger, Center | \$ | 265 |
| DOCK950-R | D950 Wireless Charger, Right | \$ | 265 |
| DOCK150-L | D150 Wireless and USB Charger, Left | \$ | 405 |
| DOCK150-C | D150 Wireless and USB Charger, Center | \$ | 405 |
| DOCK150-R | D150 Wireless and USB Charger, Right | \$ | 405 |

Verify Grommet Option is available on the model(s) you are specifying using the following location information. Grommets, Power Units, Dock 950 and Dock 150 may be ordered in non-standard locations. Call Customer Service to assist with specification and/or please attach a drawing to the PO showing the location of the grommet. Note additional charges and lead times may apply.

Models

| | | | |
|-------------|-------------|-------------|-------------|
| 50-3672DP | 50-3072DP | 50-3072LP | 50-3072RP |
| 50-3666DP | 50-3066DP | 50-3066LP | 50-3066RP |
| 50-3660DP | 50-3060DP | 50-3060LP | 50-3060RP |
| 50-3672LP | 50-3672RP | 50-3672TD | 50-3072TD |
| 50-3666LP | 50-3666RP | 50-3666TD | 50-3066TD |
| 50-3660LP | 50-3660RP | 50-3660TD | 50-3060TD |
| 50-3672ROTD | 50-3072ROTD | 50-3666ROTD | 50-3066ROTD |
| 50-3660ROTD | 50-3060ROTD | | |

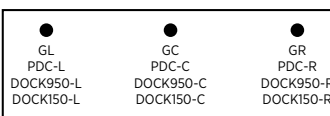


GL/GR/PDC-L/PDC-R/DOCK950-L/DOCK950-R/DOCK150-L/DOCK150-R: 6" from ends; 21" from user side

GC/PDC-C/DOCK950-C/DOCK150-C: 21" from user side

Models

| | | | |
|-------------|-------------|-------------|-------------|
| 50-2472LOB | 50-4224RPDR | 50-6024RLR* | 50-2472OBFL |
| 50-2466LOB | 50-2472DBF | 50-4824TP | 50-2472OBFR |
| 50-2460LOB | 50-2460DBF | 50-4224TP | 50-2466OBFL |
| 50-4824LPDR | 50-2472LDF | 50-3624TP | 50-2466OBFR |
| 50-4224LPDR | 50-2460LDF | 50-2472SDB | 50-2460OBFL |
| 50-4824RPDR | 50-6024LLR* | 50-2466SDB | 50-2460OBFR |
| 50-2472LOBR | 50-2460LOBR | 50-2460SDB | 50-2466LOBL |
| 50-2466LOBR | 50-2460LOBL | 50-2472LOBL | |



* Center grommet not available

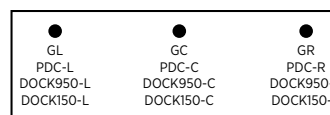
PDC-L/PDC-R: 11" from ends; 21 1/2" from user side
PDC-C: 21 1/2" from user side

GL/GR/DOCK950-L/DOCK950-R/DOCK150-L/DOCK150-R: 6" from ends; 20" from user side

GC/DOCK950-C/DOCK150-C: 20" from user side

Models

| | | | |
|------------|------------|------------|------------|
| 50-2472LKC | 50-2472RKC | 50-2466LKC | 50-2466RKC |
| 50-2460LKC | 50-2460RKC | | |



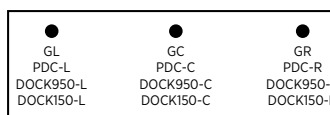
PDC-L/PDC-R: 6" from ends; 20" from user side
PDC-C: 20" from user side

GL/GR/DOCK950-L/DOCK950-R/DOCK150-L/DOCK150-R: 4" from ends; 20" from user side

GC/DOCK950-C/DOCK150-C: 20" from user side

Models

| | | | |
|------------|-------------|-------------|-------------|
| 50-4824TDR | 50-2472ROTD | 50-2466ROTD | 50-2460ROTD |
| 50-4224TDR | | | |



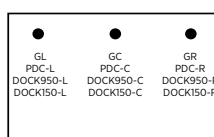
PDC-L/PDC-R: 11" from ends; 15" from user side
PDC-C: 15" from user side

GL/GR/DOCK950-L/DOCK950-R/DOCK150-L/DOCK150-R: 6" from ends; 15" from user side

GC/DOCK950-C/DOCK150-C: 15" from user side

Models

| | | | |
|-----------|-----------|-----------|-----------|
| 50-2436BF | 50-2436LL | 50-2430BF | 50-2430LL |
|-----------|-----------|-----------|-----------|

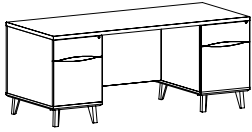


GL/GR/PDC-L/PDC-R/DOCK950-L/DOCK950-R/DOCK150-L/DOCK150-R: 6" from ends; 20" from user side

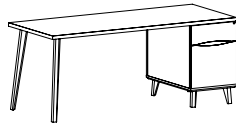
GC/PDC-C/DOCK950-C/DOCK150-C: 20" from user side

CERTIFICATIONS & COMPLIANCE

- Intertek Sustainability Certified
- BIFMA level® Certified
- BIFMA Compliant® Certified
- TSCA Title VI (formerly CARB) Compliance
- US Green Building's LEED® Contribution



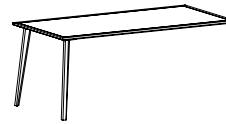
Double Ped Desks
[\(See Details\)](#)




Single Ped Desks
[\(See Details\)](#)



Table Desks
[\(See Details\)](#)



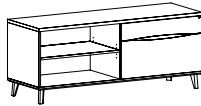
Run Off Table Desks
[\(See Multiple Unit Details\)](#)



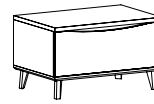
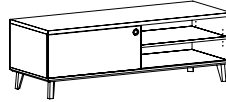
Returns
[\(See Details\)](#)




Bridge Surfaces
[\(See Details\)](#)



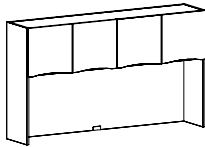
Standard & Low Height Credenzas
[\(See Multiple Unit Details\)](#)



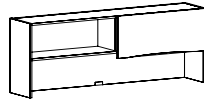
Low Height Lateral
[\(See Details\)](#)



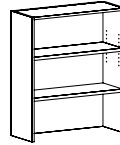
Box/Lateral File
[\(See Details\)](#)



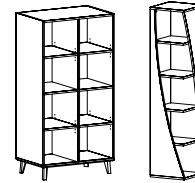
Wall Mount and Surface
Mount Hutches
[\(See Multiple Unit Details\)](#)



Low Surface Mount Hutches
[\(See Multiple Unit Details\)](#)



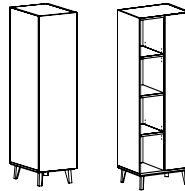
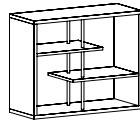
Surface Mount Bookcase
[\(See Details\)](#)



Bookcases and Twisted Bookcases
[\(See Multiple Unit Details\)](#)



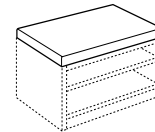
Freestanding [\(See Details\)](#), Surface Mount
Open Storage/Dividers [\(See Multiple Unit Details\)](#)



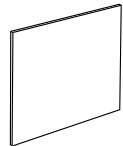
Storage/Wardrobes
[\(See Multiple Unit Details\)](#)



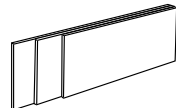
L-Shelves
[\(See Details\)](#)



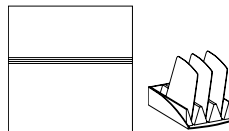
Component Cushions
[\(See Details\)](#)



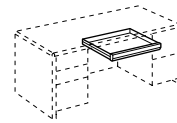
Marker Boards
[\(See Multiple Unit Details\)](#)



Tackboards
[\(See Multiple Unit Details\)](#)



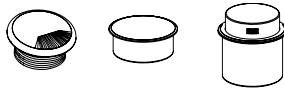
WorkWalls & Accessories
[\(See Multiple Unit Details\)](#)



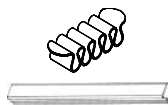
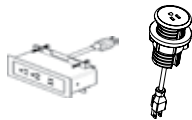
Kneespace Options
[\(See Multiple Unit Details\)](#)

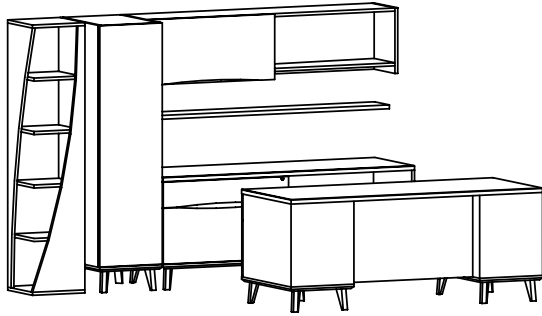


Task Lighting
[\(See Multiple Unit Details\)](#)

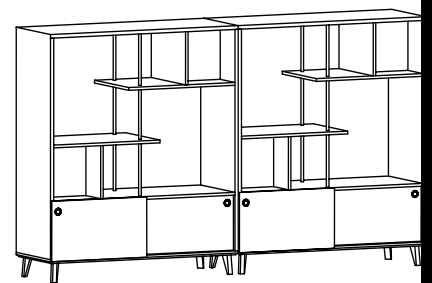


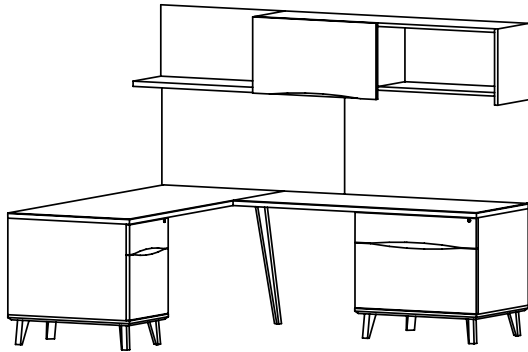
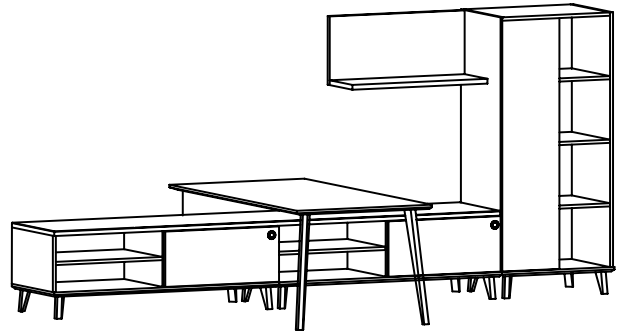


Power/Data and Accessories
[\(See Multiple Unit Details\)](#)

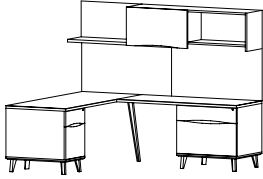




The floating shelf shown is part of the Gesso Casegoods line and can be used with Iconic.




| Item | Model No. | Width | Depth | Height | Ship Wt | Cubic Ft | List Price |
|---------------|-----------|-------|-------|--------|---------|----------|---------------------------|
| L-UNIT OFFICE | 50-1 | 96 | 72 | 78 | 527 | 100.8 | P/W\$ 11583 3D\$ 14026 |



| CONSISTS OF: | | QTY | | | | |
|--------------|---|---|-------|------|------|------|
| 50-3672LP | 1 | Single Ped Desk, Left with Square Edge and Finger Pull Accent in Veneer | P/W\$ | 3990 | 3D\$ | 6433 |
| 50-6024RLR | 1 | Box/Lateral Return, Right with Finger Pull Accent in Veneer | \$ | 3647 | | |
| 50-1560SWD | 1 | Wall Mount Hutch with Sliding Door with Finger Pull Accent in Veneer | \$ | 2314 | | |
| 50-1536LS | 1 | Open Wall Mounted L-Shelf | \$ | 844 | | |
| TB-6696W | 1 | 96" Tackboard | GR1\$ | 788 | | |

Products are available as left or right and with other features, where applicable
List does not include seating or accessories

| | | | | | | | |
|------------------|------|-----|-----|-----|------|-------|---------------------------|
| EXECUTIVE OFFICE | 50-2 | 105 | 102 | 70% | 1089 | 125.7 | P/W\$ 22102 3D\$ 24546 |
|------------------|------|-----|-----|-----|------|-------|---------------------------|

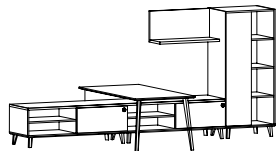


| CONSISTS OF: | | QTY | | | | |
|--------------|---|---|-------|------|------|------|
| 50-3672DP | 1 | Double Ped Desk with Square Edge and Finger Pull Accent in Veneer | P/W\$ | 5798 | 3D\$ | 8242 |
| 50-2472OBFL | 1 | Credenza, Open Bookcase and Box/Lateral File, Left and Finger Pull Accent in Veneer | \$ | 5423 | | |
| 50-1572SWD | 1 | Wall Mount Hutch with Sliding Door and Finger Pull Accent in Veneer | \$ | 2419 | | |
| 50-2472WL | 1 | Storage Wardrobe, Left | \$ | 4281 | | |
| 50-1572TBL | 1 | Twisted Bookcase, Left | \$ | 3022 | | |
| 65-0972FS | 1 | Gesso Floating Display Shelf | \$ | 1159 | | |

Products are available as left or right and with other features, where applicable
Depth includes 42" between Double Ped Desk and Credenza
List does not include seating or accessories

The floating shelf shown is part of the Gesso Casegoods line and can be used with Iconic.


| Item | Model No. | Width | Depth | Height | Ship Wt | Cubic Ft | List Price |
|---------------------------|-----------|-------|-------|------------------|---------|----------|---------------------------|
| RUN-OFF TABLE DESK OFFICE | 50-3 | 180 | 72 | 70 $\frac{1}{8}$ | 971 | 111.3 | P/W\$ 17957 3D\$ 20398 |



| CONSISTS OF: | | QTY | | | |
|---------------|---|--|-------------------------|--|--|
| 50-3672ROTD | 1 | Run Off Table Desk with Square Edge + Optional 7" Veneer Modesty | P/W\$ 1468 3D\$ 3909 | | |
| 50-1807US | 1 | Layer Support for Low Storage | \$ 561 | | |
| 50-2472SDB | 2 | Low Credenza with Open Bookcase and Sliding Door | \$ 4517 | | |
| 50-1542LS | 1 | Open Wall Mounted L-Shelf | \$ 958 | | |
| 50-2436OBD72L | 1 | Open Bookcase with Side Door, Left | \$ 5713 | | |

Products are available as left or right and with other features, where applicable
List price does not include optional 7" veneer modesty, seating, or accessories

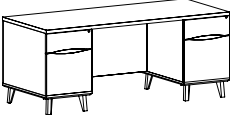
| | | | | | | | |
|-------------------|------|-----|-----|------------------|-----|-------|---------------------------|
| TABLE DESK OFFICE | 50-4 | 102 | 102 | 70 $\frac{1}{8}$ | 916 | 100.9 | P/W\$ 19848 3D\$ 22291 |
|-------------------|------|-----|-----|------------------|-----|-------|---------------------------|



| CONSISTS OF: | | QTY | | | |
|--------------|---|--|-------------------------|--|--|
| 50-3672TD | 1 | Table Desk with Square Edge + Optional 7" Veneer Modesty with Modesty Accent in Veneer | P/W\$ 1991 3D\$ 4434 | | |
| 50-2472DBF | 1 | Credenza, Double Box/Lateral File with Finger Pull Accent in Veneer | \$ 6274 | | |
| 50-1572HU | 1 | Surface Mount Hutch with Finger Pull Accent in Veneer | \$ 5316 | | |
| 50-1572TBL | 1 | Twisted Bookcase, Left | \$ 3022 | | |
| 50-1572TBR | 1 | Twisted Bookcase, Right | \$ 3022 | | |

Products are available as left or right and with other features, where applicable
Depth includes 42" between Table Desk and Credenza
List price does not include optional 7" veneer modesty, modesty accent, seating, or accessories

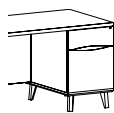
[See Iconic Intro For Ordering Options and Grommet Locations](#)

| Item | Model No. | | Width | Depth | Height | K | Ship Wt | Cubic Ft | List Price | |
|---|--|---------------------------|-------|-------|--------|----|---------|----------|---------------|--------------|
|  <p>Shown with Square Edge</p> <p><u>Must Specify (in this order):</u> Model # Top Material Edge Profile Top Finish/Color Chassis Finish Finger Pull Accent Material/Color Leg Finish Modesty Accent Material Modesty Accent Color Drawer Construction Drawer Track Lock Color Power/Data Kneespace Options</p> | SQUARE (Y) EDGE PROFILE | | | | | | | | | |
| | 50-3672DP <i>Square</i> | HPL/Veneer 3D Laminate | 72 | 36 | 30 | 36 | 320 | 52.1 | P/W\$ 3D\$ | 5798 8242 |
| | 50-3666DP <i>Square</i> | HPL/Veneer 3D Laminate | 66 | 36 | 30 | 30 | 310 | 47.9 | P/W\$ 3D\$ | 5742 7619 |
| | 50-3660DP <i>Square</i> | HPL/Veneer 3D Laminate | 60 | 36 | 30 | 24 | 300 | 43.6 | P/W\$ 3D\$ | 5683 7274 |
| | 50-3072DP <i>Square</i> | HPL/Veneer 3D Laminate | 72 | 30 | 30 | 36 | 285 | 43.9 | P/W\$ 3D\$ | 5648 7610 |
| | 50-3066DP <i>Square</i> | HPL/Veneer 3D Laminate | 66 | 30 | 30 | 30 | 275 | 40.3 | P/W\$ 3D\$ | 5569 7147 |
| | 50-3060DP <i>Square</i> | HPL/Veneer 3D Laminate | 60 | 30 | 30 | 24 | 265 | 36.7 | P/W\$ 3D\$ | 5500 6958 |
| | KNIFE (KB) OR ILLUSION (I) EDGE PROFILE | | | | | | | | | |
| | 50-3672DP <i>Knife/Illusion</i> | HPL/Veneer 3D Laminate | 72 | 36 | 30 | 36 | 320 | 52.1 | P/W\$ 3D\$ | 6157 8400 |
| | 50-3666DP <i>Knife/Illusion</i> | HPL/Veneer 3D Laminate | 66 | 36 | 30 | 30 | 310 | 47.9 | P/W\$ 3D\$ | 6069 7689 |
| | 50-3660DP <i>Knife/Illusion</i> | HPL/Veneer 3D Laminate | 60 | 36 | 30 | 24 | 300 | 43.6 | P/W\$ 3D\$ | 5982 7328 |
| | 50-3072DP <i>Knife/Illusion</i> | HPL/Veneer 3D Laminate | 72 | 30 | 30 | 36 | 285 | 43.9 | P/W\$ 3D\$ | 5948 7901 |
| | 50-3066DP <i>Knife/Illusion</i> | HPL/Veneer 3D Laminate | 66 | 30 | 30 | 30 | 275 | 40.3 | P/W\$ 3D\$ | 5843 7206 |
| | 50-3060DP <i>Knife/Illusion</i> | HPL/Veneer 3D Laminate | 60 | 30 | 30 | 24 | 265 | 36.7 | P/W\$ 3D\$ | 5750 7058 |

Description

- Standard With: Box/File Legal Width Locking Pedestals, Left to Right Grain Direction on Worksurface, Horizontal Grain on Chassis
- Available with Contrasting Top, Chassis, and Leg Color
- Top Available in Veneer (W), HPL (P), or 3D Laminate (3D)
- Three (3) Edge Profiles Available; Square (Y) Edge Profiled on All Four (4) Sides; Knife (KB) and Illusion Edge (I) Profiled on Approach and Sides with Square (Y) Edge Profile on User Side
- Finger Pull Accents Available in Veneer (FPV), HPL (FPP), or Fabric (FPF); See Below
- Locking Pedestals; Available with Black (BLK) or Silver (SLV) Lock Cores
- Exit Grommet on the Bottom of Both Pedestals for Wires to Escape
- Additional Options: Modesty Accent (See Below), Dove Tail Drawer Construction and Soft Close Drawers (See [Drawer Options](#)), Power and Grommet Options (See [Option Details](#)), Kneespace Options (See [Multiple Unit Detail](#)), Glass Marker Boards, Work Wall, Tackboards and Other Accessories (See [Multiple Unit Details](#))

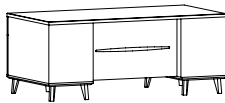
Finger Pull Options: Must Specify & Add



| | | | |
|-----|--|----|-----------|
| FPV | Finger Pull, Veneer Accent (Finish Will Match Chassis Selection) | \$ | NC |
| FPP | Finger Pull, HPL Accent; Must Specify Color, See Color Options | \$ | 108 |
| FPF | Finger Pull, Fabric Accent; Must Specify Fabric | \$ | See Below |

| List Price/Grade | Yards | GR 1/ COM/COL | 2 | 3 | 4 | 5 | 6 | 7 | 8 | 9 | 10 | |
|------------------|---------------------|------------------|-----|-----|-----|-----|-----|-----|-----|-----|-----|-----|
| FPF | Finger Pull, Fabric | 0.5 \$ | 153 | 179 | 201 | 223 | 255 | 288 | 335 | 384 | 441 | 507 |

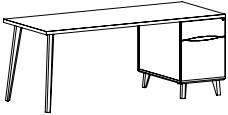
Optional Modesty Accent: Specify & Add



| | | | |
|---------|--|----|-----------|
| 50-AVFM | Modesty Accent, Veneer (Finish Will Match Chassis Selection) | \$ | NC |
| 50-APFM | Modesty Accent, HPL; Must Specify Color, See Color Options | \$ | 54 |
| 50-AFFM | Modesty Accent, Fabric; Must Specify Fabric | \$ | See Below |

| List Price/Grade | Yards | GR 1/ COM/COL | 2 | 3 | 4 | 5 | 6 | 7 | 8 | 9 | 10 | |
|------------------|------------------------|------------------|----|-----|-----|-----|-----|-----|-----|-----|-----|-----|
| 50-AFFM | Modesty Accent, Fabric | 0.5 \$ | 77 | 103 | 125 | 147 | 179 | 212 | 259 | 308 | 365 | 431 |

[See Iconic Intro For Ordering Options and Grommet Locations](#)

| Item | Model No. | | Width | Depth | Height | Ship Wt | Cubic Ft | List Price | |
|--|--|---------------------------|---------------------------|-------|--------|---------|----------|-------------------------|-------------------------|
|  <p>Shown as Right with Square Edge</p> <p><u>Must Specify (in this order):</u> Model # Top Material Edge Profile Top Finish/Color Chassis Finish Finger Pull Accent Material/Color Leg Finish Modesty Panel Finish Drawer Construction Drawer Track Lock Color Power/Data Kneespace Options</p> | SQUARE (Y) EDGE PROFILE | | | | | | | | |
| | | Left Ped | Right Ped | | | | | | |
| | 50-3672LP | 50-3672RP | HPL/Veneer 3D Laminate | 72 | 36 | 30 | 230 | 52.1 | P/W\$ 3990 3D\$ 6433 |
| | 50-3666LP | 50-3666RP | HPL/Veneer 3D Laminate | 66 | 36 | 30 | 220 | 47.9 | P/W\$ 3944 3D\$ 5823 |
| | 50-3660LP | 50-3660RP | HPL/Veneer 3D Laminate | 60 | 36 | 30 | 210 | 43.6 | P/W\$ 3866 3D\$ 5457 |
| | 50-3072LP | 50-3072RP | HPL/Veneer 3D Laminate | 72 | 30 | 30 | 206 | 43.9 | P/W\$ 3842 3D\$ 5807 |
| | 50-3066LP | 50-3066RP | HPL/Veneer 3D Laminate | 66 | 30 | 30 | 196 | 40.3 | P/W\$ 3774 3D\$ 5353 |
| | 50-3060LP | 50-3060RP | HPL/Veneer 3D Laminate | 60 | 30 | 30 | 186 | 36.7 | P/W\$ 3720 3D\$ 5176 |
| | KNIFE (KB) OR ILLUSION (I) EDGE PROFILE | | | | | | | | |
| | | Left Ped | Right Ped | | | | | | |
| | 50-3672LP | 50-3672RP | HPL/Veneer 3D Laminate | 72 | 36 | 30 | 230 | 52.1 | P/W\$ 4351 3D\$ 6591 |
| | 50-3666LP | 50-3666RP | HPL/Veneer 3D Laminate | 66 | 36 | 30 | 220 | 47.9 | P/W\$ 4272 3D\$ 5893 |
| | 50-3660LP | 50-3660RP | HPL/Veneer 3D Laminate | 60 | 36 | 30 | 210 | 43.6 | P/W\$ 4164 3D\$ 5511 |
| | 50-3072LP | 50-3072RP | HPL/Veneer 3D Laminate | 72 | 30 | 30 | 206 | 43.9 | P/W\$ 4144 3D\$ 6097 |
| | 50-3066LP | 50-3066RP | HPL/Veneer 3D Laminate | 66 | 30 | 30 | 196 | 40.3 | P/W\$ 4048 3D\$ 5410 |
| 50-3060LP | 50-3060RP | HPL/Veneer 3D Laminate | 60 | 30 | 30 | 186 | 36.7 | P/W\$ 3970 3D\$ 5277 | |

Description

- Standard With: Box/File Legal-Width Locking Pedestal, Left to Right Grain Direction on Worksurface, Horizontal Grain on Chassis
- Available with Contrasting Top, Modesty, Chassis, and Leg Color
- Top Available in Veneer (W), HPL (P), or 3D Laminate (3D)
- Three (3) Edge Profiles Available; Square (Y) Edge Profiled on All Four (4) Sides; Knife (KB) and Illusion Edge (I) Profiled on Approach and Sides with Square (Y) Edge Profile on User Side
- Square (Y) Edge Profile Required on Top if Attaching to Another Unit
- Finger Pull Accents Available in Veneer (FPV), HPL (FPP), or Fabric (FPF)
- Locking Pedestal; Available with Black (BLK) or Silver (SLV) Lock Cores
- Exit Grommet on the Bottom of Pedestal for Wires to Escape
- Additional Options: Modesty Accent (See Below), Dove Tail Drawer Construction and Soft Close Drawers ([See Drawer Options](#)), Power and Grommet Options ([See Option Details](#)), Kneespace Options ([See Multiple Unit Detail](#)), Glass Marker Boards, Work Wall, Tackboards and Other Accessories ([See Multiple Unit Details](#))

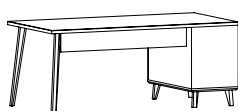
Finger Pull Options: Must Specify & Add



| | | | |
|------------------------|--|----|-----------|
| FPV | Finger Pull, Veneer Accent (Finish Will Match Chassis Selection) | \$ | NC |
| FPP _{,3672LP} | Finger Pull, HPL Accent; Must Specify Color, See Color Options | \$ | 54 |
| FPF | Finger Pull, Fabric Accent; Must Specify Fabric | \$ | See Below |

| List Price/Grade | Yards | GR 1/ COM/COL | 2 | 3 | 4 | 5 | 6 | 7 | 8 | 9 | 10 | |
|------------------|---------------------|---------------|----|-----|-----|-----|-----|-----|-----|-----|-----|-----|
| FPF | Finger Pull, Fabric | 0.5 \$ | 77 | 103 | 125 | 147 | 179 | 212 | 259 | 308 | 365 | 431 |

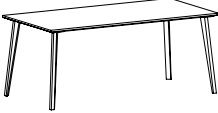
Optional Modesty: Specify & Add



| | | | |
|---------------------------|--|----|-----|
| 50-HMD _{,3672LP} | 7" Veneer Modesty; Must Specify Color, See Color Options | \$ | 195 |
|---------------------------|--|----|-----|

Modesty Accent Not Available On This Unit.

[See Iconic Intro For Ordering Options and Grommet Locations](#)

| Item | Model No. | | Width | Depth | Height | Ship Wt | Cubic Ft | List Price | | |
|--|--|----------------|-------------|-------|--------|---------|----------|------------|------|--|
|  <p>Shown with Knife Edge</p> <p><u>Must Specify (in this order):</u> Model # Top Material Edge Profile Top Finish/Color Leg Finish Modesty Panel Finish Modesty Accent Material Modesty Accent Color Power/Data</p> | SQUARE (Y) EDGE PROFILE | | | | | | | | | |
| | 50-3672TD | HPL/Veneer | 72 | 36 | 30 | 137 | 9.8 | P/W\$ | 1991 | |
| | | Square | 3D Laminate | | | | | 3D\$ | 4434 | |
| | 50-3666TD | HPL/Veneer | 66 | 36 | 30 | 129 | 9.0 | P/W\$ | 1944 | |
| | | Square | 3D Laminate | | | | | 3D\$ | 3823 | |
| | 50-3660TD | HPL/Veneer | 60 | 36 | 30 | 121 | 8.2 | P/W\$ | 1895 | |
| | | Square | 3D Laminate | | | | | 3D\$ | 3486 | |
| | 50-3072TD | HPL/Veneer | 72 | 30 | 30 | 103 | 10.2 | P/W\$ | 1894 | |
| | | Square | 3D Laminate | | | | | 3D\$ | 3857 | |
| | 50-3066TD | HPL/Veneer | 66 | 30 | 30 | 95 | 9.6 | P/W\$ | 1837 | |
| | | Square | 3D Laminate | | | | | 3D\$ | 3419 | |
| | 50-3060TD | HPL/Veneer | 60 | 30 | 30 | 87 | 8.9 | P/W\$ | 1787 | |
| | | Square | 3D Laminate | | | | | 3D\$ | 3246 | |
| | KNIFE (KB) OR ILLUSION (I) EDGE PROFILE | | | | | | | | | |
| | 50-3672TD | HPL/Veneer | 72 | 36 | 30 | 137 | 9.8 | P/W\$ | 2352 | |
| | | Knife/Illusion | 3D Laminate | | | | | 3D\$ | 4592 | |
| 50-3666TD | HPL/Veneer | 66 | 36 | 30 | 129 | 9.0 | P/W\$ | 2272 | | |
| | Knife/Illusion | 3D Laminate | | | | | 3D\$ | 3893 | | |
| 50-3660TD | HPL/Veneer | 60 | 36 | 30 | 121 | 8.2 | P/W\$ | 2195 | | |
| | Knife/Illusion | 3D Laminate | | | | | 3D\$ | 3542 | | |
| 50-3072TD | HPL/Veneer | 72 | 30 | 30 | 103 | 10.2 | P/W\$ | 2194 | | |
| | Knife/Illusion | 3D Laminate | | | | | 3D\$ | 4147 | | |
| 50-3066TD | HPL/Veneer | 66 | 30 | 30 | 95 | 9.6 | P/W\$ | 2111 | | |
| | Knife/Illusion | 3D Laminate | | | | | 3D\$ | 3474 | | |
| 50-3060TD | HPL/Veneer | 60 | 30 | 30 | 87 | 8.9 | P/W\$ | 2036 | | |
| | Knife/Illusion | 3D Laminate | | | | | 3D\$ | 3343 | | |

Description

- Standard With: Left to Right Grain Direction on Worksurface and Stiffener Bar
- Available with Contrasting Top, Modesty (optional), and Leg Color
- Top Available in Veneer (W), HPL (P), or 3D Laminate (3D)
- Three (3) Edge Profiles Available; Square (Y), Knife (KB), and Illusion (I)
- Some Assembly Required
- Additional Options: Modesty Panel and Accent Feature (See Below), Power and Grommet Options ([See Option Details](#)), Kneespace Options ([See Multiple Unit Detail](#)), Glass Marker Boards, Work Wall, Tackboards and Other Accessories ([See Multiple Unit Details](#))

Optional Modesty: Specify & Add

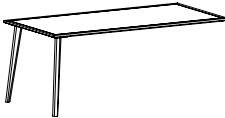
| | | | |
|--------|-------------------|----|-----|
| 50-HMD | 7" Veneer Modesty | \$ | 223 |
|--------|-------------------|----|-----|

Optional Modesty Accent: Specify & Add

| | | | |
|----------|--|----|-----------|
| 50-AVHMD | Modesty Accent, Veneer (Finish Will Match Modesty Selection) | \$ | NC |
| 50-APHMD | Modesty Accent, HPL; Must Specify Color, See Color Options | \$ | 54 |
| 50-AFHMD | Modesty Accent, Fabric; Must Specify Fabric | \$ | See Below |

| List Price/Grade | Yards | GR 1/ COM/COL | 2 | 3 | 4 | 5 | 6 | 7 | 8 | 9 | 10 | |
|------------------|------------------------|---------------|----|-----|-----|-----|-----|-----|-----|-----|-----|-----|
| 50-AFFMD | Modesty Accent, Fabric | 0.5 \$ | 77 | 103 | 125 | 147 | 179 | 212 | 259 | 308 | 365 | 431 |



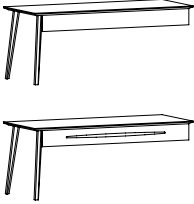
| Item | Model No. | | Width | Depth | Height | Ship Wt | Cubic Ft | List Price |
|---|--------------------------------|-------------|-------|-------|--------|---------|------------|------------|
|  <p>Shown with Knife Edge</p> <p>Must Specify (in this order): Model # Top Material Edge Profile Top Finish/Color Leg Finish Modesty Panel Finish Modesty Accent Material Modesty Accent Color Power/Data</p> | SQUARE (Y) EDGE PROFILE | | | | | | | |
| | 50-3672ROTD | HPL/Veneer | 72 | 36 | 30 | 117 | 9.8 | P/W\$ 1468 |
| | <i>Square</i> | 3D Laminate | | | | | | 3D\$ 3909 |
| | 50-3666ROTD | HPL/Veneer | 66 | 36 | 30 | 109 | 9.0 | P/W\$ 1417 |
| | <i>Square</i> | 3D Laminate | | | | | | 3D\$ 3293 |
| | 50-3660ROTD | HPL/Veneer | 60 | 36 | 30 | 101 | 8.2 | P/W\$ 1379 |
| | <i>Square</i> | 3D Laminate | | | | | | 3D\$ 2968 |
| | 50-3072ROTD | HPL/Veneer | 72 | 30 | 30 | 101 | 8.2 | P/W\$ 1378 |
| | <i>Square</i> | 3D Laminate | | | | | | 3D\$ 3340 |
| | 50-3066ROTD | HPL/Veneer | 66 | 30 | 30 | 94 | 7.6 | P/W\$ 1325 |
| | <i>Square</i> | 3D Laminate | | | | | | 3D\$ 2904 |
| | 50-3060ROTD | HPL/Veneer | 60 | 30 | 30 | 87 | 6.9 | P/W\$ 1275 |
| | <i>Square</i> | 3D Laminate | | | | | | 3D\$ 2732 |
| | 50-2472ROTD | HPL/Veneer | 72 | 24 | 30 | 85 | 6.7 | P/W\$ 1269 |
| | <i>Square</i> | 3D Laminate | | | | | | 3D\$ 3223 |
| | 50-2466ROTD | HPL/Veneer | 66 | 24 | 30 | 79 | 6.1 | P/W\$ 1232 |
| | <i>Square</i> | 3D Laminate | | | | | | 3D\$ 2806 |
| | 50-2460ROTD | HPL/Veneer | 60 | 24 | 30 | 74 | 5.6 | P/W\$ 1186 |
| <i>Square</i> | 3D Laminate | | | | | | 3D\$ 2639 | |
| KNIFE (KB) OR ILLUSION (I) EDGE PROFILE | | | | | | | | |
| 50-3672ROTD | HPL/Veneer | 72 | 36 | 30 | 117 | 9.8 | P/W\$ 1826 | |
| <i>Knife/Illusion</i> | 3D Laminate | | | | | | 3D\$ 4065 | |
| 50-3666ROTD | HPL/Veneer | 66 | 36 | 30 | 109 | 9.0 | P/W\$ 1745 | |
| <i>Knife/Illusion</i> | 3D Laminate | | | | | | 3D\$ 3365 | |
| 50-3660ROTD | HPL/Veneer | 60 | 36 | 30 | 101 | 8.2 | P/W\$ 1678 | |
| <i>Knife/Illusion</i> | 3D Laminate | | | | | | 3D\$ 3024 | |
| 50-3072ROTD | HPL/Veneer | 72 | 30 | 30 | 101 | 8.2 | P/W\$ 1677 | |
| <i>Knife/Illusion</i> | 3D Laminate | | | | | | 3D\$ 3630 | |
| 50-3066ROTD | HPL/Veneer | 66 | 30 | 30 | 94 | 7.6 | P/W\$ 1599 | |
| <i>Knife/Illusion</i> | 3D Laminate | | | | | | 3D\$ 2961 | |
| 50-3060ROTD | HPL/Veneer | 60 | 30 | 30 | 87 | 6.9 | P/W\$ 1524 | |
| <i>Knife/Illusion</i> | 3D Laminate | | | | | | 3D\$ 2831 | |
| 50-2472ROTD | HPL/Veneer | 72 | 24 | 30 | 85 | 6.7 | P/W\$ 1507 | |
| <i>Knife/Illusion</i> | 3D Laminate | | | | | | 3D\$ 3515 | |
| 50-2466ROTD | HPL/Veneer | 66 | 24 | 30 | 79 | 6.1 | P/W\$ 1452 | |
| <i>Knife/Illusion</i> | 3D Laminate | | | | | | 3D\$ 2864 | |
| 50-2460ROTD | HPL/Veneer | 60 | 24 | 30 | 74 | 5.6 | P/W\$ 1387 | |
| <i>Knife/Illusion</i> | 3D Laminate | | | | | | 3D\$ 2738 | |

Description

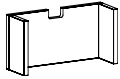
- Standard With: Left to Right Grain Direction on Worksurface and Stiffener Bar
- To Be Used With 50-1807US Layer Support for Low Storage
- Available with Contrasting Top, Modesty (optional), and Leg Color
- Top Available in Veneer (W), HPL (P), or 3D Laminate (3D)
- Three (3) Edge Profiles Available; Square (Y), Knife (KB), and Illusion (I)
- Non-Handed; Some Assembly Required
- Additional Options: Modesty Panel and Accent Feature (See Next Page), Power and Grommet Options ([See Option Details](#)), Kneespace Options ([See Multiple Unit Detail](#)), Glass Marker Boards, Work Wall, Tackboards and Other Accessories ([See Multiple Unit Details](#))

CONTINUED ONTO NEXT PAGE

[See Iconic Intro For Ordering Options and Grommet Locations](#)

| Item | Model No. | Width | Depth | Height | Ship Wt | Cubic Ft | List Price | | | | | | |
|--|---|--|--------------|----------------------|----------|----------|------------|-----------|----------|----------|----------|----------|-----------|
| RUN OFF TABLE DESK (CONTINUED)  | Optional Modesty: Specify & Add | | | | | | | | | | | | |
| | 50-HMD | 7" Veneer Modesty | | | | | \$ | 223 | | | | | |
| | Optional Modesty Accent: Specify & Add | | | | | | | | | | | | |
| | 50-AVHMD | Modesty Accent, Veneer (Finish Will Match Modesty Selection) | | | | | \$ | NC | | | | | |
| | 50-APHMD | Modesty Accent, HPL; Must Specify Color, See Color Options | | | | | \$ | 54 | | | | | |
| | 50-AFHMD | Modesty Accent, Fabric; Must Specify Fabric | | | | | \$ | See Below | | | | | |
| | List Price/Grade | | Yards | GR 1/ COM/COL | 2 | 3 | 4 | 5 | 6 | 7 | 8 | 9 | 10 |
| | 50-AFFMD | Modesty Accent, Fabric | 0.5 | \$ 77 | 103 | 125 | 147 | 179 | 212 | 259 | 308 | 365 | 431 |

| | | | | | | | | |
|--------------------------------------|-----------|----|----|---|---|-----|----|-----|
| LAYER SUPPORT FOR LOW STORAGE | 50-1807US | 18 | 5¾ | 7 | 4 | 0.6 | \$ | 561 |
|--------------------------------------|-----------|----|----|---|---|-----|----|-----|

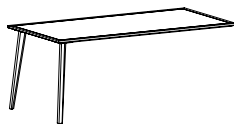


Must Specify (in this order):
 Model #
 Finish
 Grommet Color

Description

- Supports Run-Off Table Desks Over Low Height Components
- Available in Veneer (W)
- Grommet Included; Available in Black (BLK) or Silver (SLV)
- Open Throughout and On Back Side to Manage Cables

| | | | | | | | | |
|--------------------------|------------|----|----|----|----|-----|----|-----|
| RETURN TABLE DESK | 50-4824TDR | 48 | 24 | 30 | 63 | 4.5 | \$ | 974 |
|--------------------------|------------|----|----|----|----|-----|----|-----|



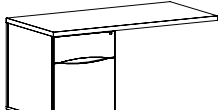
Shown with Knife Edge

Must Specify (in this order):
 Model #
 Top Material
 Top Finish/Color
 Leg Finish
 Power/Data

Description

- Standard With: Front to Back Grain Direction on Worksurface and Square (Y) Edge Profile
- Available with Contrasting Top and Leg Color
- Top Available in Veneer (W) or HPL (P)
- Non-Handed; Some Assembly Required
- Optional Power and Grommet Options ([See Option Details](#))

[See Iconic Intro For Ordering Options and Grommet Locations](#)

| Item | Model No. | Width | Depth | Height | Ship Wt | Cubic Ft | List Price |
|---|-----------------|------------------|-------|--------|---------|----------|--------------|
|  | Left Ped | Right Ped | | | | | |
| | 50-4824LPDR | 50-4824RPDR | 48 | 24 | 30 | 129 | 24.1 \$ 3256 |
| | 50-4224LPDR | 50-4224RPDR | 42 | 24 | 30 | 119 | 21.2 \$ 3175 |

Shown as Left with Square Edge

Must Specify (in this order):

- Model #
- Top Material
- Top Finish/Color
- Chassis Finish
- Finger Pull Accent Material/Color
- Leg Finish
- Drawer Construction
- Drawer Track
- Lock Color
- Power/Data

Description

- Standard With: Box/File Legal Width Locking Ped, Front to Back Grain Direction on Worksurface, Horizontal Grain on Chassis, and Square (Y) Edge Profile
- Available with Contrasting Top, Chassis, and Leg Color
- Top Available in Veneer (W) or HPL (P)
- Finger Pull Accents Available in Veneer (FPV), HPL (FPP), or Fabric (FPF)
- Locking Pedestal; Available with Black (BLK) or Silver (SLV) Lock Cores
- Exit Grommet on the Bottom of Pedestal for Wires to Escape
- Additional Options: Dove Tail Drawer Construction and Soft Close Drawers ([See Drawer Options](#)), Power and Grommet Options ([See Option Details](#)), Kneespace Options ([See Multiple Unit Detail](#)), Glass Marker Boards, Work Wall, Tackboards and Other Accessories ([See Multiple Unit Details](#))

Finger Pull Options: Must Specify & Add

| | | | |
|-----|--|----|-----------|
| FPV | Finger Pull, Veneer Accent (Finish Will Match Chassis Selection) | \$ | NC |
| FPP | Finger Pull, HPL Accent; Must Specify Color, See Color Options | \$ | 54 |
| FPF | Finger Pull, Fabric Accent; Must Specify Fabric | \$ | See Below |

| List Price/Grade | Yards | GR 1/COM/COL | 2 | 3 | 4 | 5 | 6 | 7 | 8 | 9 | 10 |
|-------------------------|-------|--------------|-----|-----|-----|-----|-----|-----|-----|-----|-----|
| FPF Finger Pull, Fabric | 0.5 | \$ 77 | 103 | 125 | 147 | 179 | 212 | 259 | 308 | 365 | 431 |

| Item | Model No. | Width | Depth | Height | Ship Wt | Cubic Ft | List Price |
|---|-----------------|------------------|-------|--------|---------|----------|--------------|
|  | Left Ped | Right Ped | | | | | |
| | 50-6024LLR | 50-6024RLR | 60 | 24 | 30 | 170 | 30.0 \$ 3647 |

Shown as Left with Square Edge

Must Specify (in this order):

- Model #
- Top Material
- Top Finish/Color
- Chassis Finish
- Finger Pull Accent Material/Color
- Leg Finish
- Drawer Construction
- Box Drawer Track
- Lock Color
- Power/Data

Description

- Standard With: 30" Wide Box/Lateral File Legal Width Locking Ped, Front to Back Grain Direction on Worksurface, Horizontal Grain on Chassis, and Square (Y) Edge Profile
- Available with Contrasting Top, Chassis, and Leg Color
- Top Available in Veneer (W) or HPL (P)
- Finger Pull Accents Available in Veneer (FPV), HPL (FPP), or Fabric (FPF)
- Locking Pedestal; Available with Black (BLK) or Silver (SLV) Lock Cores
- Exit Grommet on the Bottom of Pedestal for Wires to Escape
- Additional Options: Dove Tail Drawer Construction and Soft Close Box Drawer ([See Drawer Options](#)), Power and Grommet Options ([See Option Details](#)), Kneespace Options ([See Multiple Unit Detail](#)), Glass Marker Boards, Work Wall, Tackboards and Other Accessories ([See Multiple Unit Details](#))

Finger Pull Options: Must Specify & Add

| | | | |
|-----|--|----|-----------|
| FPV | Finger Pull, Veneer Accent (Finish Will Match Chassis Selection) | \$ | NC |
| FPP | Finger Pull, HPL Accent; Must Specify Color, See Color Options | \$ | 54 |
| FPF | Finger Pull, Fabric Accent; Must Specify Fabric | \$ | See Below |

| List Price/Grade | Yards | GR 1/COM/COL | 2 | 3 | 4 | 5 | 6 | 7 | 8 | 9 | 10 |
|-------------------------|-------|--------------|-----|-----|-----|-----|-----|-----|-----|-----|-----|
| FPF Finger Pull, Fabric | 0.5 | \$ 77 | 103 | 125 | 147 | 179 | 212 | 259 | 308 | 365 | 431 |

[See Iconic Intro For Ordering Options and Grommet Locations](#)

| Item | Model No. | Width | Depth | Height | K | Ship Wt | Cubic Ft | List Price |
|---|-----------|-------|-------|------------------|---|---------|----------|------------|
|  | 50-4824TP | 48 | 24 | 1 $\frac{3}{16}$ | - | 48 | 4.5 | \$ 570 |
| | 50-4224TP | 42 | 24 | 1 $\frac{3}{16}$ | - | 42 | 4.0 | \$ 538 |
| | 50-3624TP | 36 | 24 | 1 $\frac{3}{16}$ | - | 36 | 3.5 | \$ 505 |

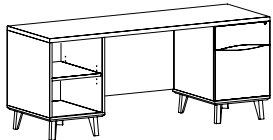
Must Specify (in this order):

- Model #
- Top Material
- Top Finish/Color
- Power/Data

Description

- Standard With: Front to Back Grain Direction and Square (Y) Edge Profile
- Available in Veneer (W) or HPL (P)
- For Bridge Application Only
- Optional Power and Grommet Options ([See Option Details](#))

KNEESPACE CRENZNA WITH OPEN BOOKCASE AND BOX/FILE



Shown as Right with Square Edge

Must Specify (in this order):

- Model #
- Top Material
- Top Finish/Color
- Chassis Finish
- Cabinet Accent Color
- Finger Pull Accent Material/Color
- Leg Finish
- Drawer Construction
- Drawer Track
- Lock Color
- Power/Data
- Kneespace Options

| Left Ped | Right Ped | Width | Depth | Height | K | Ship Wt | Cubic Ft | List Price |
|------------|------------|-------|-------|--------|----|---------|----------|------------|
| 50-2472LKC | 50-2472RKC | 72 | 24 | 30 | 36 | 265 | 35.4 | \$ 5114 |
| 50-2466LKC | 50-2466RKC | 66 | 24 | 30 | 30 | 255 | 32.7 | \$ 4928 |
| 50-2460LKC | 50-2460RKC | 60 | 24 | 30 | 24 | 245 | 30.0 | \$ 4724 |

Description

- Standard With: Legal Width Locking Box/File Ped with Open Bookcase Ped, One (1) Adjustable Shelf in Open Bookcase, Left to Right Grain Direction on Worksurface, Horizontal Grain on Chassis, and Square (Y) Edge Profile
- For Use in U-Shaped Workstation or Freestanding Applications
- 16" Opening in Open Bookcase Pedestal
- Open Bookcase Features Removable Back Panel for Wire Management; Exit Grommet on the Bottom of Both Pedestals for Wires to Escape
- Available with Contrasting Top, Chassis, and Leg Color
- Tops Available in Veneer (W) or HPL (P)
- Finger Pull Accents Available in Veneer (FPV), HPL (FPP), or Fabric (FPF)
- Locking Pedestal; Available with Black (BLK) or Silver (SLV) Lock Cores
- Additional Options: HPL Cabinet Accent on Bookcase Interior ([See Below](#) and [See Color Options](#)), Dove Tail Drawer Construction and Soft Close Drawers ([See Drawer Options](#)), Power and Grommet Options ([See Option Details](#)), Kneespace Options ([See Multiple Unit Detail](#)), Glass Marker Boards, Work Wall, Tackboards and Other Accessories ([See Multiple Unit Details](#))

Finger Pull Options: Must Specify & Add

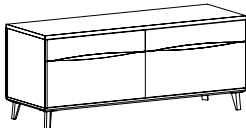
| | | | |
|-----|--|----|-----------|
| FPV | Finger Pull, Veneer Accent (Finish Will Match Chassis Selection) | \$ | NC |
| FPP | Finger Pull, HPL Accent; Must Specify Color, See Color Options | \$ | 54 |
| FPF | Finger Pull, Fabric Accent; Must Specify Fabric | \$ | See Below |

| List Price/Grade | Yards | GR 1/ COM/COL | 2 | 3 | 4 | 5 | 6 | 7 | 8 | 9 | 10 | |
|------------------|---------------------|---------------|----|-----|-----|-----|-----|-----|-----|-----|-----|-----|
| FPF | Finger Pull, Fabric | 0.5 \$ | 77 | 103 | 125 | 147 | 179 | 212 | 259 | 308 | 365 | 431 |

Cabinet Accent Option: Specify & Add

| | | | |
|-----|--|----|-----|
| HPL | Cabinet Accent on Bookcase Interior; Must Specify Color, See Color Options | \$ | 102 |
|-----|--|----|-----|

[See Iconic Intro For Ordering Options and Grommet Locations](#)

| Item | Model No. | Width | Depth | Height | Ship Wt | Cubic Ft | List Price |
|---|--|-------|-------|--------|---------|----------|------------|
| CREDENZA WITH DOUBLE BOX/LATERAL FILE  | 50-2472DBF <i>Includes (2) 36" Wide Box/Lateral Files</i> | 72 | 24 | 30 | 316 | 35.4 | \$ 6274 |
| | 50-2460DBF <i>Includes (2) 30" Wide Box/Lateral Files</i> | 60 | 24 | 30 | 276 | 30.0 | \$ 5847 |

Shown with Square Edge

Must Specify (in this order):

- Model #
- Top Material
- Top Finish/Color
- Chassis Finish
- Finger Pull Accent Material/Color
- Leg Finish
- Drawer Construction
- Drawer Track
- Lock Color
- Power/Data

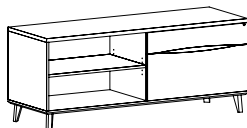
Description

- Standard With: Dual Locking Box/Lateral Pedestals, Legal or Letter Filing, Left to Right Grain Direction on Top, Horizontal Grain on Chassis, Square (Y) Edge Profile, and Two (2) Stiffener Bars for Added Support
- Available with Contrasting Top, Chassis, and Leg Color
- Top Available in Veneer (W) or HPL (P)
- Finger Pull Accents Available in Veneer (FPV), HPL (FPP), or Fabric (FPF)
- Locking Pedestals; Available with Black (BLK) or Silver (SLV) Lock Cores
- Additional Options: Dove Tail Drawer Construction and Soft Close Box Drawers ([See Drawer Options](#)), Power and Grommet Options ([See Option Details](#)), Glass Marker Boards, Work Wall, Tackboards and Other Accessories ([See Multiple Unit Details](#))

Finger Pull Options: Must Specify & Add

| | | | |
|-----|--|----|-----------|
| FPV | Finger Pull, Veneer Accent (Finish Will Match Chassis Selection) | \$ | NC |
| FPP | Finger Pull, HPL Accent; Must Specify Color, See Color Options | \$ | 108 |
| FPF | Finger Pull, Fabric Accent; Must Specify Fabric | \$ | See Below |

| List Price/Grade | Yards | 1/COM/COL | 2 | 3 | 4 | 5 | 6 | 7 | 8 | 9 | 10 |
|-------------------------|-------|-----------|-----|-----|-----|-----|-----|-----|-----|-----|-----|
| FPF Finger Pull, Fabric | 0.5 | \$ 153 | 179 | 201 | 223 | 255 | 288 | 335 | 384 | 441 | 507 |

| CREDENZA WITH OPEN BOOKCASE AND BOX/LATERAL  | Left Ped | Right Ped | Width | Depth | Height | Ship Wt | Cubic Ft | List Price |
|--|---|---|-------------|-------|--------|---------|----------|------------|
| | | 50-2472OBFL <i>36" Wide Box/Lateral File</i> | 50-2472OBFR | 72 | 24 | 30 | 296 | 35.4 |
| | 50-2466OBFL <i>30" Wide Box/Lateral File</i> | 50-2466OBFR | 66 | 24 | 30 | 276 | 32.7 | \$ 5208 |
| | 50-2460OBFL <i>30" Wide Box/Lateral File</i> | 50-2460OBFR | 60 | 24 | 30 | 256 | 30.0 | \$ 4911 |

Shown as Right with Square Edge

Must Specify (in this order):

- Model #
- Top Material
- Top Finish/Color
- Chassis Finish
- Cabinet Accent Color
- Finger Pull Accent Material/Color
- Leg Finish
- Drawer Construction
- Drawer Track
- Lock Color
- Power/Data

Description

- Standard With: Box/Lateral File Locking Ped and Open Bookcase, One (1) Adjustable Shelf in Bookcase Ped, Legal or Letter Filing in Lateral File, Left to Right Grain Direction on Top, Horizontal Grain on Chassis, Square (Y) Edge Profile, and Two (2) Stiffener Bars for Added Support
- Open Bookcase Features Removable Back Panel for Wire Management; Exit Grommet on the Bottom of Both Sides for Wires to Escape
- Available with Contrasting Top, Chassis, and Leg Color
- Top Available in Veneer (W) or HPL (P)
- Finger Pull Accents Available in Veneer (FPV), HPL (FPP), or Fabric (FPF)
- Locking Pedestal; Available with Black (BLK) or Silver (SLV) Lock Cores
- Additional Options: HPL Cabinet Accent on Bookcase Interior ([See Below](#) and [See Color Options](#)), Dove Tail Drawer Construction and Soft Close Box Drawer ([See Drawer Options](#)), Power and Grommet Options ([See Option Details](#)), Glass Marker Boards, Work Wall, Tackboards and Other Accessories ([See Multiple Unit Details](#))

Finger Pull Options: Must Specify & Add

| | | | |
|-----|--|----|-----------|
| FPV | Finger Pull, Veneer Accent (Finish Will Match Chassis Selection) | \$ | NC |
| FPP | Finger Pull, HPL Accent; Must Specify Color, See Color Options | \$ | 54 |
| FPF | Finger Pull, Fabric Accent; Must Specify Fabric | \$ | See Below |

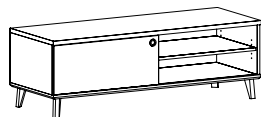
| List Price/Grade | Yards | 1/COM/COL | 2 | 3 | 4 | 5 | 6 | 7 | 8 | 9 | 10 |
|-------------------------|-------|-----------|-----|-----|-----|-----|-----|-----|-----|-----|-----|
| FPF Finger Pull, Fabric | 0.5 | \$ 77 | 103 | 125 | 147 | 179 | 212 | 259 | 308 | 365 | 431 |

Cabinet Accent Option: Specify & Add

| | | | |
|-----|--|----|-----|
| HPL | Cabinet Accent on Bookcase Interior; Must Specify Color, See Color Options | \$ | 162 |
|-----|--|----|-----|

[See Iconic Intro For Ordering Options and Grommet Locations](#)

| Item | Model No. | Width | Depth | Height | Ship Wt | Cubic Ft | List Price |
|--|------------|-------|-------|------------------|---------|----------|------------|
| LOW CREDENZA WITH OPEN BOOKCASE AND SLIDING DOOR | 50-2472SDB | 72 | 24 | 21 $\frac{1}{8}$ | 250 | 25.5 | \$ 4517 |
| | 50-2466SDB | 66 | 24 | 21 $\frac{1}{8}$ | 230 | 23.5 | \$ 4254 |
| | 50-2460SDB | 60 | 24 | 21 $\frac{1}{8}$ | 210 | 21.5 | \$ 4082 |



Must Specify (in this order):

- Model #
- Top Material
- Top Finish/Color
- Chassis Finish
- Cabinet Accent Color
- Round Pull Color
- Leg Finish
- Power/Data

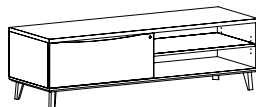
Description

- Standard With: Open Bookcase with One (1) Non-Locking Sliding Door, One (1) Adjustable Shelf on Each Side, Left to Right Grain Direction on Top, Horizontal Grain on Chassis, and Square (Y) Edge Profile
- Open Bookcase Features Removable Back Panel for Wire Management; Exit Grommet on the Bottom of Both Sides for Wires to Escape
- Available with Contrasting Top, Chassis, and Leg Color
- Top Available in Veneer (W) or HPL (P)
- Optional Cushion Provides Additional Seating, [See Cushion Details](#)
- Sliding Door; Available with Round Door Pull in Black (BRD) or Chrome (CRD)
- Additional Options: HPL Cabinet Accent on Bookcase Interior (See Below and [See Color Options](#)), Power and Grommet Options ([See Option Details](#)), Glass Marker Boards, Work Wall, Tackboards and Other Accessories ([See Multiple Unit Details](#))

Cabinet Accent Option: Specify & Add

| | | |
|-----|--|--------|
| HPL | Cabinet Accent on Bookcase Interior; Must Specify Color, See Color Options | \$ 271 |
|-----|--|--------|

LOW CREDENZA WITH OPEN BOOKCASE AND LATERAL FILE



Shown as Left with Square Edge

Must Specify (in this order):

- Model #
- Top Material
- Top Finish/Color
- Chassis Finish
- Cabinet Accent Color
- Finger Pull Accent Material/Color
- Leg Finish
- Drawer Construction
- Lock Color
- Power/Data

| Left Ped | Right Ped | Width | Depth | Height | Ship Wt | Cubic Ft | List Price |
|------------------------------|-------------|-------|-------|------------------|---------|----------|------------|
| 50-2472LOBL | 50-2472LOBR | 72 | 24 | 21 $\frac{1}{8}$ | 255 | 25.5 | \$ 4903 |
| <i>36" Wide Lateral File</i> | | | | | | | |
| 50-2466LOBL | 50-2466LOBR | 66 | 24 | 21 $\frac{1}{8}$ | 235 | 23.5 | \$ 4711 |
| <i>30" Wide Lateral File</i> | | | | | | | |
| 50-2460LOBL | 50-2460LOBR | 60 | 24 | 21 $\frac{1}{8}$ | 215 | 21.5 | \$ 4532 |
| <i>30" Wide Lateral File</i> | | | | | | | |

Description

- Standard With: Locking Lateral File Ped with Open Bookcase, Legal or Letter Filing in Lateral File Drawer, One (1) Adjustable Shelf in Bookcase, Left to Right Grain Direction on Top, Horizontal Grain on Chassis, and Square (Y) Edge Profile
- Open Bookcase Features Removable Back Panel for Wire Management; Exit Grommet on the Bottom of Both Sides for Wires to Escape
- Available with Contrasting Top, Chassis, and Leg Color
- Top Available in Veneer (W) or HPL (P)
- Finger Pull Accents Available in Veneer (FPV), HPL (FPP), or Fabric (FPF)
- Optional Cushion Provides Additional Seating, [See Cushion Details](#)
- Locking Pedestal; Available with Black (BLK) or Silver (SLV) Lock Cores
- Additional Options: HPL Cabinet Accent on Bookcase Interior (See Below and [See Color Options](#)), Dove Tail Drawer Construction ([See Drawer Options](#)), Power and Grommet Options ([See Option Details](#)); Glass Marker Boards, Work Wall, Tackboards and Other Accessories ([See Multiple Unit Details](#))

Finger Pull Options: Must Specify & Add

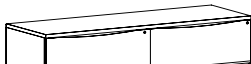
| | | |
|-----|--|--------------|
| FPV | Finger Pull, Veneer Accent (Finish Will Match Chassis Selection) | \$ NC |
| FPP | Finger Pull, HPL Accent; Must Specify Color, See Color Options | \$ 54 |
| FPF | Finger Pull, Fabric Accent; Must Specify Fabric | \$ See Below |

| List Price/Grade | Yards | GR 1/COM/COL | 2 | 3 | 4 | 5 | 6 | 7 | 8 | 9 | 10 |
|-------------------------|--------|--------------|-----|-----|-----|-----|-----|-----|-----|-----|-----|
| FPF Finger Pull, Fabric | 0.5 \$ | 77 | 103 | 125 | 147 | 179 | 212 | 259 | 308 | 365 | 431 |

Cabinet Accent Option: Specify & Add

| | | |
|-----|--|--------|
| HPL | Cabinet Accent on Bookcase Interior; Must Specify Color, See Color Options | \$ 146 |
|-----|--|--------|

[See Iconic Intro For Ordering Options and Grommet Locations](#)

| Item | Model No. | Width | Depth | Height | Ship Wt | Cubic Ft | List Price |
|---|---|-------|-------|------------------|---------|----------|------------|
| LOW CREDENZA WITH DOUBLE LATERAL FILE  | 50-2472LDF <i>Includes (2) 36" Wide Lateral File</i> | 72 | 24 | 21 $\frac{7}{8}$ | 265 | 25.5 | \$ 5631 |
| | 50-2460LDF <i>Includes (2) 30" Wide Lateral File</i> | 60 | 24 | 21 $\frac{7}{8}$ | 225 | 21.5 | \$ 5114 |

Shown with Square Edge

Must Specify (in this order):

- Model #
- Top Material
- Top Finish/Color
- Chassis Finish
- Finger Pull Accent Material/Color
- Leg Finish
- Drawer Construction
- Lock Color
- Power/Data

Description

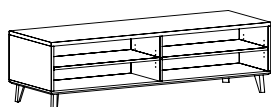
- Standard With: Legal or Letter Filing in Lateral File Drawers, Left to Right Grain Direction on Top, Horizontal Grain Direction on Chassis, Square (Y) Edge Profile, and Two (2) Stiffener Bars for Added Support
- Available with Contrasting Top, Chassis, and Leg Color
- Top Available in Veneer (W) or HPL (P)
- Finger Pull Accents Available in Veneer (FPV), HPL (FPP), or Fabric (FPF)
- Optional Cushion Provides Additional Seating, [See Cushion Details](#)
- Locking Pedestals; Available with Black (BLK) or Silver (SLV) Lock Cores
- Additional Options: Dove Tail Drawer Construction ([See Drawer Options](#)), Power and Grommet Options ([See Option Details](#)), Glass Marker Boards, Work Wall, Tackboards and Other Accessories ([See Multiple Unit Details](#))

Finger Pull Options: Must Specify & Add

| | | | |
|-----|--|----|-----------|
| FPV | Finger Pull, Veneer Accent (Finish Will Match Chassis Selection) | \$ | NC |
| FPP | Finger Pull, HPL Accent; Must Specify Color, See Color Options | \$ | 108 |
| FPF | Finger Pull, Fabric Accent; Must Specify Fabric | \$ | See Below |

| List Price/Grade | Yards | 1/COM/COL | 2 | 3 | 4 | 5 | 6 | 7 | 8 | 9 | 10 |
|-------------------------|-------|-----------|-----|-----|-----|-----|-----|-----|-----|-----|-----|
| FPF Finger Pull, Fabric | 0.5 | \$ 153 | 179 | 201 | 223 | 255 | 288 | 335 | 384 | 441 | 507 |

LOW CREDENZA WITH DOUBLE OPEN BOOKCASE



Shown with Square Edge

Must Specify (in this order):

- Model #
- Top Material
- Top Finish/Color
- Chassis Finish
- Cabinet Accent Color
- Leg Finish
- Power/Data

| | | | | | | |
|------------|----|----|------------------|-----|------|---------|
| 50-2472LOB | 72 | 24 | 21 $\frac{7}{8}$ | 245 | 25.5 | \$ 4369 |
| 50-2466LOB | 66 | 24 | 21 $\frac{7}{8}$ | 225 | 23.5 | \$ 4151 |
| 50-2460LOB | 60 | 24 | 21 $\frac{7}{8}$ | 205 | 21.5 | \$ 4001 |

Description

- Standard With: One (1) Adjustable Shelf on Each Side, Left to Right Grain Direction on Top, Horizontal Grain Direction on Chassis, and Square (Y) Edge Profile
- Both Sides Feature Removable Back Panel for Wire Management and Exit Grommet on the Bottom for Wires to Escape
- Available with Contrasting Top, Chassis, and Leg Color
- Tops Available in Veneer (W) or HPL (P)
- Optional Cushion Provides Additional Seating, [See Cushion Details](#)
- Additional Options: HPL Cabinet Accent on Bookcase Interior (See Below and [See Color Options](#)), Power and Grommet Options ([See Option Details](#)), Glass Marker Boards, Work Wall, Tackboards and Other Accessories ([See Multiple Unit Details](#))

Cabinet Accent Option: Specify & Add

| | | | |
|-----|--|----|-----|
| HPL | Cabinet Accent on Bookcase Interior; Must Specify Color, See Color Options | \$ | 261 |
|-----|--|----|-----|

[See Iconic Intro For Ordering Options and Grommet Locations](#)

| Item | Model No. | Width | Depth | Height | Ship Wt | Cubic Ft | List Price |
|------------------|-----------|-------|-------|--------|---------|----------|------------|
| BOX/LATERAL FILE | 50-2436BF | 36 | 24 | 30 | 158 | 18.3 | \$ 3240 |
| | 50-2430BF | 30 | 24 | 30 | 138 | 15.4 | \$ 3069 |



Shown with Square Edge

Must Specify (in this order):

- Model #
- Top Material
- Top Finish/Color
- Chassis Finish
- Finger Pull Accent Material/Color
- Leg Finish
- Drawer Construction
- Box Drawer Track
- Lock Color
- Power/Data

Description

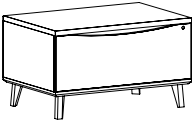
- Standard With: Locking Box/Lateral Pedestal and Legal or Letter Filing in Lateral File Drawer, Left to Right Grain Direction on Top, Horizontal Grain on Chassis, Square (Y) Edge Profile
- Available with Contrasting Top, Chassis, and Leg Color
- Top Available in Veneer (W) or HPL (P)
- Finger Pull Accents Available in Veneer (FPV), HPL (FPP), or Fabric (FPF)
- Locking Pedestal; Available with Black (BLK) or Silver (SLV) Lock Cores
- Additional Options: Dove Tail Drawer Construction ([See Drawer Construction Details](#)), Soft Close Box Drawers ([See Soft Close Options](#)), Power and Grommet Options ([See Option Details](#)), Glass Marker Boards, Work Wall, Tackboards and Other Accessories ([See Multiple Unit Details](#))

Finger Pull Options: Must Specify & Add

| | | | |
|-----|--|----|-----------|
| FPV | Finger Pull, Veneer Accent (Finish Will Match Chassis Selection) | \$ | NC |
| FPP | Finger Pull, HPL Accent; Must Specify Color, See Color Options | \$ | 54 |
| FPF | Finger Pull, Fabric Accent; Must Specify Fabric | \$ | See Below |

| List Price/Grade | Yards | GR 1/ COM/COL | 2 | 3 | 4 | 5 | 6 | 7 | 8 | 9 | 10 |
|-------------------------|--------|------------------|-----|-----|-----|-----|-----|-----|-----|-----|-----|
| FPF Finger Pull, Fabric | 0.5 \$ | 77 | 103 | 125 | 147 | 179 | 212 | 259 | 308 | 365 | 431 |

| Item | Model No. | Width | Depth | Height | Ship Wt | Cubic Ft | List Price |
|------------------|-----------|-------|-------|------------------|---------|----------|------------|
| LOW LATERAL FILE | 50-2436LL | 36 | 24 | 21 $\frac{7}{8}$ | 132 | 13.2 | \$ 2740 |
| | 50-2430LL | 30 | 24 | 21 $\frac{7}{8}$ | 113 | 11.1 | \$ 2592 |



Shown with Square Edge

Must Specify (in this order):

- Model #
- Top Material
- Top Finish/Color
- Chassis Finish
- Finger Pull Accent Material/Color
- Leg Finish
- Drawer Construction
- Lock Color
- Power/Data

Description

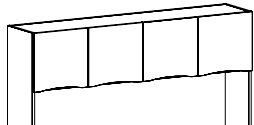
- Standard With: One (1) Lateral File, Legal or Letter Filing, Left to Right Grain Direction on Top, Horizontal Grain Direction on Chassis, and Square (Y) Edge Profile
- Available with Contrasting Top, Chassis, and Leg Color
- Tops Available in Veneer (W) or HPL (P)
- Finger Pull Accents Available in Veneer (FPV), HPL (FPP), or Fabric (FPF)
- Optional Cushion Provides Additional Seating, [See Cushion Details](#)
- Locking Drawer; Available with Black (BLK) or Silver (SLV) Lock Cores
- Additional Options: Dove Tail Drawer Construction ([See Drawer Options](#)), Power and Grommet Options ([See Option Details](#)), Glass Marker Boards, Work Wall, Tackboards and Other Accessories ([See Multiple Unit Details](#))

Finger Pull Options: Must Specify & Add

| | | | |
|-----|--|----|-----------|
| FPV | Finger Pull, Veneer Accent (Finish Will Match Chassis Selection) | \$ | NC |
| FPP | Finger Pull, HPL Accent; Must Specify Color, See Color Options | \$ | 54 |
| FPF | Finger Pull, Fabric Accent; Must Specify Fabric | \$ | See Below |

| List Price/Grade | Yards | GR 1/ COM/COL | 2 | 3 | 4 | 5 | 6 | 7 | 8 | 9 | 10 |
|-------------------------|--------|------------------|-----|-----|-----|-----|-----|-----|-----|-----|-----|
| FPF Finger Pull, Fabric | 0.5 \$ | 77 | 103 | 125 | 147 | 179 | 212 | 259 | 308 | 365 | 431 |

[See Iconic Intro For Ordering Options and Grommet Locations](#)

| Item | Model No. | Width | Depth | Height | Ship Wt | Cubic Ft | List Price |
|---|-----------|-------|-------|--------|---------|----------|------------|
|  | 50-1572HU | 72 | 15 | 40 7/8 | 203 | 34.1 | \$ 5316 |
| | 50-1566HU | 66 | 15 | 40 7/8 | 166 | 32.1 | \$ 5132 |
| | 50-1560HU | 60 | 15 | 40 7/8 | 129 | 28.4 | \$ 5011 |

Description

- Standard With: Veneer Finish, Four (4) Soft-Close Hinged Doors, Horizontal Grain Direction, and Grommet
- 23 3/4" Clearance Below Doors
- Finger Pull Accents Available in Veneer (FPV), HPL (FPP), or Fabric (FPF); Fabric Patterns May Not Align From Door-to-Door, Use Caution with Patterned/Striped Fabrics
- Grommet Included; Available in Black (BLK) or Silver (SLV)
- Additional Options: HPL Cabinet Accent on Hutch Interior (See Below and [See Color Options](#)), Locking Doors ([See Locking Options](#)), Glass Marker Boards, Work Wall, Tackboards ([See Multiple Unit Details](#)), and Tasklights ([See Multiple Unit Details](#))

Must Specify (in this order):
 Model #
 Chassis Finish
 Cabinet Accent Color
 Finger Pull Accent Material/Color
 Lock Color
 Tackboard Fabric
 Tasklight
 Grommet Color

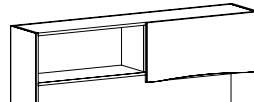
Finger Pull Options: Must Specify & Add

| | | | |
|-----|--|----|-----------|
| FPV | Finger Pull, Veneer Accent (Finish Will Match Chassis Selection) | \$ | NC |
| FPP | Finger Pull, HPL Accent; Must Specify Color, See Color Options | \$ | 156 |
| FPF | Finger Pull, Fabric Accent; Must Specify Fabric | \$ | See Below |

| List Price/Grade | Yards | GR 1/ COM/COL | 2 | 3 | 4 | 5 | 6 | 7 | 8 | 9 | 10 |
|-------------------------|--------|---------------|-----|-----|-----|-----|-----|-----|-----|-----|-----|
| FPF Finger Pull, Fabric | 0.5 \$ | 191 | 217 | 239 | 261 | 293 | 326 | 373 | 422 | 479 | 545 |

Cabinet Accent Option: Specify & Add

| | | | |
|-----|---|----|-----|
| HPL | Cabinet Accent on Hutch Interior; Must Specify Color, See Color Options | \$ | 346 |
|-----|---|----|-----|

| Item | Model No. | Width | Depth | Height | Ship Wt | Cubic Ft | List Price |
|---|------------|-------|-------|--------|---------|----------|------------|
|  | 50-1572SHU | 72 | 15 | 40 7/8 | 203 | 34.1 | \$ 3690 |
| | 50-1566SHU | 66 | 15 | 40 7/8 | 166 | 32.1 | \$ 3577 |
| | 50-1560SHU | 60 | 15 | 40 7/8 | 129 | 28.4 | \$ 3455 |

Description

- Standard With: Veneer Finish, One (1) Non-Locking Sliding Door, Horizontal Grain Direction, Grommet
- 23 3/4" Clearance Below Door
- Sliding Door; Available with Round Door Pull in Black (BRD) or Chrome (CRD) or Finger Pull with Accents Available in Veneer (FPV), HPL (FPP), or Fabric (FPF)
- Grommet Included; Available in Black (BLK) or Silver (SLV)
- Additional Options: HPL Cabinet Accent on Hutch Interior (See Below and [See Color Options](#)), Glass Marker Boards, Work Wall, Tackboards ([See Multiple Unit Details](#)), and Tasklights ([See Multiple Unit Details](#))

Must Specify (in this order):
 Model #
 Chassis Finish
 Cabinet Accent Color
 Select Round Pull or Finger Pull:
 Round Pull Color
 Finger Pull Accent Material/Color
 Tackboard Fabric
 Tasklight
 Grommet Color

Finger Pull Options: Must Specify & Add

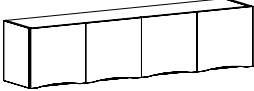
| | | | |
|-----|--|----|-----------|
| FPV | Finger Pull, Veneer Accent (Finish Will Match Chassis Selection) | \$ | NC |
| FPP | Finger Pull, HPL Accent; Must Specify Color, See Color Options | \$ | 38 |
| FPF | Finger Pull, Fabric Accent; Must Specify Fabric | \$ | See Below |

| List Price/Grade | Yards | GR 1/ COM/COL | 2 | 3 | 4 | 5 | 6 | 7 | 8 | 9 | 10 |
|-------------------------|--------|---------------|----|----|-----|-----|-----|-----|-----|-----|-----|
| FPF Finger Pull, Fabric | 0.5 \$ | 48 | 74 | 96 | 118 | 150 | 183 | 230 | 279 | 336 | 402 |

Cabinet Accent Option: Specify & Add

| | | | |
|-----|---|----|-----|
| HPL | Cabinet Accent on Hutch Interior; Must Specify Color, See Color Options | \$ | 331 |
|-----|---|----|-----|

[See Iconic Intro For Ordering Options and Grommet Locations](#)

| Item | Model No. | | Width | Depth | Height | Ship Wt | Cubic Ft | List Price |
|---|-----------|-----------------|-------|-------|--------|---------|----------|------------|
|  <p>WALL MOUNT HUTCH</p> <p>50-1572HU Shown</p> <p>Must Specify (in this order): Model # Chassis Finish Finger Pull Accent Material/Color Lock Color</p> | 50-1572WD | Four (4) Doors | 72 | 15 | 17 | 118 | 13.8 | \$ 3945 |
| | 50-1566WD | Four (4) Doors | 66 | 15 | 17 | 105 | 12.7 | \$ 3856 |
| | 50-1560WD | Four (4) Doors | 60 | 15 | 17 | 96 | 11.6 | \$ 3792 |
| | 50-1554WD | Three (3) Doors | 54 | 15 | 17 | 87 | 10.5 | \$ 3365 |
| | 50-1548WD | Three (3) Doors | 48 | 15 | 17 | 77 | 9.3 | \$ 3191 |
| | 50-1542WD | Two (2) Doors | 42 | 15 | 17 | 67 | 8.2 | \$ 2750 |
| | 50-1536WD | Two (2) Doors | 36 | 15 | 17 | 58 | 7.1 | \$ 2583 |
| | 50-1530WD | Two (2) Doors | 30 | 15 | 17 | 58 | 6.0 | \$ 2530 |

Description

- Standard With: Veneer Finish, Soft-Close Hinged Doors, Installation Hardware, and Horizontal Grain Direction
- Finger Pull Accents Available in Veneer (FPV), HPL (FPP), or Fabric (FPF); Fabric Patterns May Not Align From Door-to-Door, Use Caution with Patterned/Striped Fabrics
- Indiana Furniture Will Not Be Liable for Wall Mount Hutches That are Not Properly Installed
- Additional Option: Locking Doors ([See Locking Options](#)), Glass Marker Boards, Work Wall, Tackboards ([See Multiple Unit Details](#)), and Tasklights ([See Multiple Unit Details](#))

Finger Pull Options: Must Specify & Add

| | | | |
|-----|--|----|-----------|
| FPV | Finger Pull, Veneer Accent (Finish Will Match Chassis Selection) | \$ | NC |
| FPP | Finger Pull, HPL Accent; Must Specify Color, See Color Options | \$ | See Below |
| FPF | Finger Pull, Fabric Accent; Must Specify Fabric | \$ | See Below |

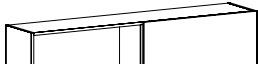
HPL Accent:

| | | | | |
|-----|---|----------------|----|-----|
| FPP | Finger Pull, HPL, See Color Options | 2 Doors | \$ | 79 |
| | | 3 Doors | \$ | 117 |
| | | 4 Doors | \$ | 156 |

Fabric Accent:

| List Price/Grade | Yards | GR 1/ COM/COL | 2 | 3 | 4 | 5 | 6 | 7 | 8 | 9 | 10 |
|--------------------------|--------|------------------|-----|-----|-----|-----|-----|-----|-----|-----|-----|
| FPF Pull, Fabric 2 Doors | 0.5 \$ | 96 | 122 | 144 | 166 | 198 | 231 | 278 | 327 | 384 | 450 |
| FPF Pull, Fabric 3 Doors | 0.5 \$ | 144 | 170 | 192 | 214 | 246 | 279 | 326 | 375 | 432 | 498 |
| FPF Pull, Fabric 4 Doors | 0.5 \$ | 191 | 217 | 239 | 261 | 293 | 326 | 373 | 422 | 479 | 545 |

[See Iconic Intro For Ordering Options and Grommet Locations](#)

| Item | Model No. | Width | Depth | Height | Ship Wt | Cubic Ft | List Price |
|--|------------|-------|-------|--------|---------|----------|------------|
| WALL MOUNT HUTCH WITH SLIDING DOOR  | 50-1572SWD | 72 | 15 | 17 | 114 | 13.8 | \$ 2419 |
| | 50-1566SWD | 66 | 15 | 17 | 101 | 12.7 | \$ 2384 |
| | 50-1560SWD | 60 | 15 | 17 | 92 | 11.6 | \$ 2314 |

Description

- Standard With: Veneer Finish, One (1) Non-Locking Sliding Door, Installation Hardware, and Horizontal Grain Direction
- Sliding Door; Available with Round Door Pull in Black (BRD) or Chrome (CRD) or Finger Pull with Accents Available in Veneer (FPV), HPL (FPP), or Fabric (FPF)
- Indiana Furniture Will Not Be Liable for Wall Mount Hutches That are Not Properly Installed
- Additional Option: HPL Cabinet Accent on Hutch Interior (See Below and [See Color Options](#)), Glass Marker Boards, Work Wall, Tackboards ([See Multiple Unit Details](#)), and Tasklights ([See Multiple Unit Details](#))

Must Specify (in this order):

- Model #
- Chassis Finish
- Cabinet Accent Color
- Select Round Pull or Finger Pull:
 - Round Pull Color
 - Finger Pull Accent Material/Color

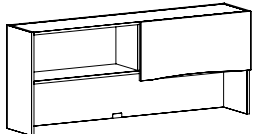
Finger Pull Options: Must Specify & Add

| | | | |
|-----|--|----|-----------|
| FPV | Finger Pull, Veneer Accent (Finish Will Match Chassis Selection) | \$ | NC |
| FPP | Finger Pull, HPL Accent; Must Specify Color, See Color Options | \$ | 38 |
| FPF | Finger Pull, Fabric Accent; Must Specify Fabric | \$ | See Below |

| List Price/Grade | Yards | GR 1/COM/COL | 2 | 3 | 4 | 5 | 6 | 7 | 8 | 9 | 10 | |
|------------------|---------------------|--------------|----|----|----|-----|-----|-----|-----|-----|-----|-----|
| FPF | Finger Pull, Fabric | 0.5 \$ | 48 | 74 | 96 | 118 | 150 | 183 | 230 | 279 | 336 | 402 |

Cabinet Accent Option: Specify & Add

| | | | |
|-----|---|----|-----|
| HPL | Cabinet Accent on Hutch Interior; Must Specify Color, See Color Options | \$ | 219 |
|-----|---|----|-----|

| Item | Model No. | Width | Depth | Height | Ship Wt | Cubic Ft | List Price |
|---|-------------|-------|-------|--------|---------|----------|------------|
| LOW SURFACE MOUNT HUTCH WITH SLIDING DOOR  | 50-1572SSHS | 72 | 15 | 30 | 124 | 23.3 | \$ 3576 |
| | 50-1566SSHS | 66 | 15 | 30 | 116 | 21.4 | \$ 3466 |
| | 50-1560SSHS | 60 | 15 | 30 | 109 | 21.4 | \$ 3373 |
| | 50-1554SSHS | 54 | 15 | 30 | 101 | 17.6 | \$ 3262 |
| | 50-1548SSHS | 48 | 15 | 30 | 101 | 15.7 | \$ 3024 |

Description

- Standard With: Veneer Finish, One (1) Non-Locking Sliding Door, Horizontal Grain Direction, and Grommet
- For Use with Low Storage Units; 12⁷/₈" Clearance Below Door
- Sliding Door; Available with Round Door Pull in Black (BRD) or Chrome (CRD) or Finger Pull with Accents Available in Veneer (FPV), HPL (FPP), or Fabric (FPF)
- Grommet Included; Available in Black (BLK) or Silver (SLV)
- Additional Option: HPL Cabinet Accent on Hutch Interior (See Below and [See Color Options](#)), Glass Marker Boards, Work Wall, Tackboards ([See Multiple Unit Details](#)), and Tasklights ([See Multiple Unit Details](#))

Must Specify (in this order):

- Model #
- Chassis Finish
- Cabinet Accent Color
- Select Round Pull or Finger Pull:
 - Round Pull Color
 - Finger Pull Accent Material/Color
- Grommet Color

Finger Pull Options: Must Specify & Add

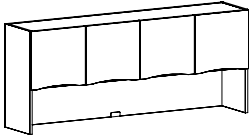
| | | | |
|-----|--|----|-----------|
| FPV | Finger Pull, Veneer Accent (Finish Will Match Chassis Selection) | \$ | NC |
| FPP | Finger Pull, HPL Accent; Must Specify Color, See Color Options | \$ | 38 |
| FPF | Finger Pull, Fabric Accent; Must Specify Fabric | \$ | See Below |

| List Price/Grade | Yards | GR 1/COM/COL | 2 | 3 | 4 | 5 | 6 | 7 | 8 | 9 | 10 | |
|------------------|---------------------|--------------|----|----|----|-----|-----|-----|-----|-----|-----|-----|
| FPF | Finger Pull, Fabric | 0.5 \$ | 48 | 74 | 96 | 118 | 150 | 183 | 230 | 279 | 336 | 402 |

Cabinet Accent Option: Specify & Add

| | | | |
|-----|---|----|-----|
| HPL | Cabinet Accent on Hutch Interior; Must Specify Color, See Color Options | \$ | 323 |
|-----|---|----|-----|

[See Iconic Intro For Ordering Options and Grommet Locations](#)

| Item | Model No. | Width | Depth | Height | Ship Wt | Cubic Ft | List Price | |
|--|-------------|-----------------|-------|--------|---------|----------|------------|---------|
| LOW SURFACE MOUNT HUTCH  | 50-1572SSHU | Four (4) Doors | 72 | 15 | 30 | 141 | 23.3 | \$ 4968 |
| | 50-1566SSHU | Four (4) Doors | 66 | 15 | 30 | 132 | 21.4 | \$ 4755 |
| | 50-1560SSHU | Four (4) Doors | 60 | 15 | 30 | 123 | 19.5 | \$ 4620 |
| | 50-1554SSHU | Three (3) Doors | 54 | 15 | 30 | 111 | 17.6 | \$ 4171 |
| | 50-1548SSHU | Three (3) Doors | 48 | 15 | 30 | 102 | 15.7 | \$ 3959 |

Description

- Standard With: Veneer Finish, Soft-Close Hinged Doors, Horizontal Grain Direction, and Grommet
- For Use with Low Storage Units; 12 $\frac{7}{8}$ " Clearance Below Doors
- Finger Pull Accents Available in Veneer (FPV), HPL (FPP), or Fabric (FPF); Fabric Patterns May Not Align From Door-to-Door; Use Caution with Patterned/Striped Fabrics
- Grommet Included; Available in Black (BLK) or Silver (SLV)
- Additional Options: HPL Cabinet Accent on Hutch Interior (See Below and [See Color Options](#)), Locking Doors ([See Locking Options](#)), Glass Marker Boards, Work Wall, Tackboards ([See Multiple Unit Details](#)), and Tasklights ([See Multiple Unit Details](#))

Must Specify (in this order):

Model #
 Chassis Finish
 Cabinet Accent Color
 Finger Pull Accent Material/Color
 Lock Color
 Grommet Color

Finger Pull Options: Must Specify & Add

| | | | |
|-----|--|----|-----------|
| FPV | Finger Pull, Veneer Accent (Finish Will Match Chassis Selection) | \$ | NC |
| FPP | Finger Pull, HPL Accent; Must Specify Color, See Color Options | \$ | See Below |
| FPF | Finger Pull, Fabric Accent; Must Specify Fabric | \$ | See Below |

HPL Accent: Specify & Add

| | | | | |
|-----|---|----------------|----|-----|
| FPP | Finger Pull, HPL, See Color Options | 3 Doors | \$ | 117 |
| | | 4 Doors | \$ | 156 |

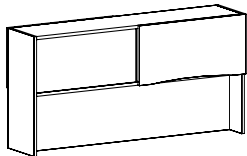
Fabric Accent:

| List Price/Grade | Yards | GR 1/ COM/COL | 2 | 3 | 4 | 5 | 6 | 7 | 8 | 9 | 10 |
|--------------------------|--------|------------------|-----|-----|-----|-----|-----|-----|-----|-----|-----|
| FPF Pull, Fabric 3 Doors | 0.5 \$ | 144 | 170 | 192 | 214 | 246 | 279 | 326 | 375 | 432 | 498 |
| FPF Pull, Fabric 4 Doors | 0.5 \$ | 191 | 217 | 239 | 261 | 293 | 326 | 373 | 422 | 479 | 545 |

Cabinet Accent Option: Specify & Add

| | | | | |
|-----|---|----------------|----|-----|
| HPL | Cabinet Accent on Hutch Interior; Must Specify Color, See Color Options | 3 Doors | \$ | 271 |
| | | 4 Doors | \$ | 323 |

[See Iconic Intro For Ordering Options and Grommet Locations](#)

| Item | Model No. | Width | Depth | Height | Ship Wt | Cubic Ft | List Price |
|--|-------------|-------|-------|--------|---------|----------|------------|
| LOW DUAL SIDED SURFACE MOUNT HUTCH WITH SLIDING DOOR  | 50-1572DSHS | 72 | 15 | 30 | 135 | 23.3 | \$ 4230 |
| | 50-1566DSHS | 66 | 15 | 30 | 127 | 21.4 | \$ 4114 |
| | 50-1560DSHS | 60 | 15 | 30 | 119 | 19.5 | \$ 4021 |
| | 50-1554DSHS | 54 | 15 | 30 | 108 | 17.6 | \$ 3922 |
| | 50-1548DSHS | 48 | 15 | 30 | 100 | 15.7 | \$ 3614 |

Must Specify (in this order):

- Model #
- Chassis Finish
- Cabinet Accent Color
- Select Round Pull or Finger Pull:
 - Round Pull Color
 - Finger Pull Accent Material/Color
- Dry Erase Fixed Back

Description

- Standard With: Veneer Finish, One (1) Non-Locking Sliding Door on Each Side, Horizontal Grain Direction
- For Use with Low Storage Units in Shared Office Applications; 12 7/8" Clearance Below Door
- Sliding Door; Available with Round Door Pull in Black (BRD) or Chrome (CRD) or Finger Pull with Accents Available in Veneer (FPV), HPL (FPP), or Fabric (FPF)
- Additional Options: HPL Cabinet Accent on Hutch Interior (See Below and [See Color Options](#)), Glass Marker Boards, Work Wall, Tackboards ([See Multiple Unit Details](#)), and Tasklights ([See Multiple Unit Details](#))

Finger Pull Options: Must Specify & Add

| | | | |
|-----|--|----|-----------|
| FPV | Finger Pull, Veneer Accent (Finish Will Match Chassis Selection) | \$ | NC |
| FPP | Finger Pull, HPL Accent; Must Specify Color, See Color Options | \$ | 79 |
| FPF | Finger Pull, Fabric Accent; Must Specify Fabric | \$ | See Below |

| List Price/Grade | Yards | GR 1/ COM/COL | 2 | 3 | 4 | 5 | 6 | 7 | 8 | 9 | 10 |
|-------------------------|-------|---------------|-----|-----|-----|-----|-----|-----|-----|-----|-----|
| FPF Finger Pull, Fabric | 0.5 | \$ 96 | 122 | 144 | 166 | 198 | 231 | 278 | 327 | 384 | 450 |

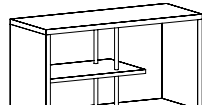
Cabinet Accent Option: Specify & Add

| | | | |
|-----|---|----|-----|
| HPL | Cabinet Accent on Bookcase Interior; Must Specify Color, See Color Option | \$ | 381 |
|-----|---|----|-----|

Dry Erase Fixed Back Option: Specify & Add

| | | | |
|-----|----------------------------|----|-----|
| DEF | Dry Erase Fixed Back Panel | \$ | 646 |
|-----|----------------------------|----|-----|

Dry Erase Panel always located on right, when facing the unit.

| Item | Model No. | Width | Depth | Height | Ship Wt | Cubic Ft | List Price |
|--|-------------|-------|-------|--------|---------|----------|------------|
| LOW SURFACE MOUNT OPEN STORAGE/DIVIDER  | 50-1536SOSD | 36 | 15 | 30 | 99 | 11.9 | \$ 1822 |
| | 50-1530SOSD | 30 | 15 | 30 | 71 | 10.1 | \$ 1782 |
| | 50-1524SOSD | 24 | 15 | 30 | 49 | 8.2 | \$ 1744 |

Description

- Standard With: Veneer Finish, Horizontal Grain Direction, Two (2) Shelves, and Metal Rods
- Open Fixed Shelving; 9" Clearance Between Shelves
- Recommended For Use with Low Storage Units
- Set On Application Only
- Accent Metal Rod; Available in Black (BLK) or Chrome (CHRM)
- Additional Option: HPL Cabinet Accent on Interior (See Below and [See Color Options](#))

Cabinet Accent Option: Specify & Add

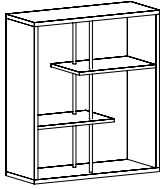
| | | | |
|-----|---|----|-----|
| HPL | Cabinet Accent on Bookcase Interior; Must Specify Color, See Color Option | \$ | 109 |
|-----|---|----|-----|

Must Specify (in this order):

- Model #
- Chassis Finish
- Cabinet Accent Color
- Metal Accent

[See Iconic Intro For Ordering Options and Grommet Locations](#)

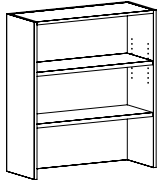
| Item | Model No. | Width | Depth | Height | Ship Wt | Cubic Ft | List Price | |
|--|---------------|---|-------|------------------|---------|----------|------------|-----|
| SURFACE MOUNT OPEN STORAGE/DIVIDER | 50-153640SOSD | 36 | 15 | 40 $\frac{1}{8}$ | 96 | 14.5 | \$ 1894 | |
| | 50-153040SOSD | 30 | 15 | 40 $\frac{1}{8}$ | 81 | 13.5 | \$ 1856 | |
| Description | | | | | | | | |
| <ul style="list-style-type: none"> • Standard With: Veneer Finish, Horizontal Grain Direction, Two (2) Fixed Shelves, and Metal Rods • Open Fixed Shelving; 12" Clearance Between Shelves • Set On Application Only • Accent Metal Rod; Available in Black (BLK) or Chrome (CHRM) • Additional Option: HPL Cabinet Accent on Interior (See Below and See Color Options) | | | | | | | | |
| Cabinet Accent Option: Specify & Add | | | | | | | | |
| HPL | | Cabinet Accent on Bookcase Interior; Must Specify Color, See Color Option | | | | | \$ | 109 |



Must Specify (in this order):

Model #
Chassis Finish
Cabinet Accent Color
Metal Accent

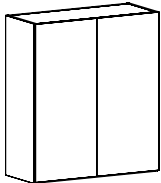
| | | | | | | | | |
|--|-----------|---|----|------------------|-----|------|---------|-----|
| SURFACE MOUNT BOOKCASE | 50-1536TU | 36 | 15 | 40 $\frac{1}{8}$ | 127 | 16.1 | \$ 1930 | |
| | 50-1530TU | 30 | 15 | 40 $\frac{1}{8}$ | 98 | 15.9 | \$ 1844 | |
| Description | | | | | | | | |
| <ul style="list-style-type: none"> • Standard With: Veneer Finish, One (1) Adjustable Shelf, One (1) Fixed Shelf, and Horizontal Grain • Set On Application Only • Additional Option: HPL Cabinet Accent on Bookcase Interior (See Below and See Color Options) | | | | | | | | |
| Cabinet Accent Option: Specify & Add | | | | | | | | |
| HPL | | Cabinet Accent on Bookcase Interior; Must Specify Color, See Color Option | | | | | \$ | 193 |



Must Specify (in this order):

Model #
HPL
Chassis Finish
Cabinet Accent Color

| | | | | | | | |
|--|-------------|----|----|------------------|-----|------|---------|
| SURFACE MOUNT BOOKCASE WITH DOORS | 50-1536TUDB | 36 | 15 | 40 $\frac{1}{8}$ | 168 | 16.1 | \$ 3343 |
| | 50-1530TUDB | 30 | 15 | 40 $\frac{1}{8}$ | 140 | 13.4 | \$ 3231 |
| Description | | | | | | | |
| <ul style="list-style-type: none"> • Standard With: Veneer Finish, Soft-Close Touch Latch Doors, Two (2) Adjustable Shelves Inside, and Horizontal Grain Direction • Set On Application Only • Additional Option: Locking Doors (See Locking Options) | | | | | | | |

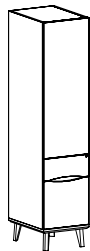


Must Specify (in this order):

Model #
Chassis Finish
Lock Color

[See Iconic Intro For Ordering Options and Grommet Locations](#)

| Item | Model No. | | Width | Depth | Height | Ship Wt | Cubic Ft | List Price |
|-------------------------------|------------------|-------------------|-------|-------|------------------|---------|----------|------------|
| STORAGE CABINET WITH BOX/FILE | Door Hinged Left | Door Hinged Right | | | | | | |
| | 50-1872SWBL | 50-1872SWBR | 18 | 24 | 70 $\frac{7}{8}$ | 230 | 22.0 | \$ 4774 |



Description

- Standard With: Veneer Finish, Locking Box/File Drawers (Legal or Letter Filling), Soft-Close Touch Latch Door, Two (2) Adjustable Shelves Inside, and Horizontal Grain Direction
- Available with Contrasting Chassis and Leg Color
- Finger Pull Accents Available in Veneer (FPV), HPL (FPP), or Fabric (FPF)
- Locking Box/File Drawers; Available with Black (BLK) or Silver (SLV) Lock Cores
- Additional Options: Dove Tail Drawer Construction and Soft Close Drawers ([See Drawer Options](#)); Locking Door ([See Locking Options](#))

Must Specify (in this order):

- Model #
- Chassis Finish
- Finger Pull Accent Material/Color
- Leg Finish
- Drawer Construction
- Drawer Track
- Lock Color

Finger Pull Options: Must Specify & Add

| | | | |
|-----|--|----|-----------|
| FPV | Finger Pull, Veneer Accent (Finish Will Match Chassis Selection) | \$ | NC |
| FPP | Finger Pull, HPL Accent; Must Specify Color, See Color Options | \$ | 108 |
| FPF | Finger Pull, Fabric Accent; Must Specify Fabric | \$ | See Below |

| List Price/Grade | Yards | GR 1/COM/COL | 2 | 3 | 4 | 5 | 6 | 7 | 8 | 9 | 10 | |
|------------------|---------------------|--------------|-----|-----|-----|-----|-----|-----|-----|-----|-----|-----|
| FPF | Finger Pull, Fabric | 0.5 \$ | 153 | 179 | 201 | 223 | 255 | 288 | 335 | 384 | 441 | 507 |

FPF_SWBL

| Item | Model No. | | Width | Depth | Height | Ship Wt | Cubic Ft | List Price |
|------------------|------------------|-------------------|-------|-------|------------------|---------|----------|------------|
| STORAGE WARDROBE | Door Hinged Left | Door Hinged Right | | | | | | |
| | 50-2472WL | 50-2472WR | 18 | 24 | 70 $\frac{7}{8}$ | 213 | 22.0 | \$ 4281 |
| | 50-2451WL | 50-2451WR | 18 | 24 | 51 $\frac{1}{2}$ | 154 | 15.9 | \$ 3712 |



Description

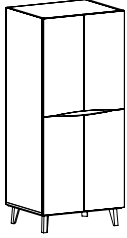
- Standard With: Veneer Finish, Soft-Close Touch Latch Door, One (1) Fixed Shelf, Coat Rod Under Fixed Shelf, Three (3) Adjustable Shelves, and Horizontal Grain Direction
- Available with Contrasting Chassis and Leg Color
- Additional Option: Locking Door ([See Locking Options](#))

Must Specify (in this order):

- Model #
- Chassis Finish
- Leg Finish
- Lock Color

[See Iconic Intro For Ordering Options and Grommet Locations](#)

| Item | Model No. | Width | Depth | Height | Ship Wt | Cubic Ft | List Price |
|-----------------|-----------|-------|-------|------------------|---------|----------|------------|
| DOUBLE WARDROBE | 50-3672WC | 36 | 24 | 70 $\frac{7}{8}$ | 321 | 41.7 | \$ 6711 |
| | 50-3072WC | 30 | 24 | 70 $\frac{7}{8}$ | 283 | 35.1 | \$ 6538 |



Description

- Standard With: Veneer Finish, Four (4) Soft-Close Touch Latch Doors, Both Sides Feature One (1) Fixed Shelf at Center and Two (2) Adjustable Shelves Inside, and Horizontal Grain Direction
- Available with Contrasting Chassis and Leg Color
- Finger Pull Accents Available in Veneer (FPV), HPL (FPP), or Fabric (FPF)
- Additional Option: Locking Door ([See Locking Options](#))

Finger Pull Options: Must Specify & Add

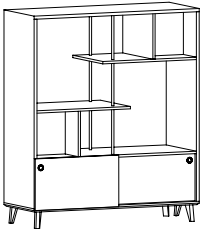
| | | | |
|-----|--|----|-----------|
| FPV | Finger Pull, Veneer Accent (Finish Will Match Chassis Selection) | \$ | NC |
| FPP | Finger Pull, HPL Accent; Must Specify Color, See Color Options | \$ | 108 |
| FPF | Finger Pull, Fabric Accent; Must Specify Fabric | \$ | See Below |

Must Specify (in this order):

- Model #
- Chassis Finish
- Finger Pull Accent Material/Color
- Leg Finish
- Lock Color

| List Price/Grade | Yards | GR 1/ COM/COL | 2 | 3 | 4 | 5 | 6 | 7 | 8 | 9 | 10 |
|-------------------------|-------|---------------|-----|-----|-----|-----|-----|-----|-----|-----|-----|
| FPF Finger Pull, Fabric | 0.5 | \$ 153 | 179 | 201 | 223 | 255 | 288 | 335 | 384 | 441 | 507 |

OPEN STORAGE/DIVIDER WITH SLIDING DOORS



| | | | | | | | |
|--------------|---|----|----|------------------|-----|------|---------|
| 50-2460OSD72 | | 60 | 24 | 70 $\frac{7}{8}$ | 328 | 68.1 | \$ 7223 |
| | <i>15" Clearance Between Shelves</i> | | | | | | |
| 50-2460OSD51 | | 60 | 24 | 51 $\frac{1}{2}$ | 308 | 49.4 | \$ 6853 |
| | <i>8$\frac{3}{4}$" Clearance Between Shelves</i> | | | | | | |

Description

- Standard With: Veneer Finish, Dual Access Open Bookcase with Fixed Shelves, Two (2) Adjustable Shelves Behind Two (2) Non-Locking Sliding Doors, Metal Rods, and Horizontal Grain Direction
- Dual Access Cubbies are 10" Deep on each side
- Available with Contrasting Chassis and Leg Color
- Round Door Pull Available in Black (BRD) or Chrome (CRD)
- Accent Metal Rod Color Will Match Round Door Pull
- Additional Option: HPL Cabinet Accent on Interior ([See Below](#) and [See Color Options](#))

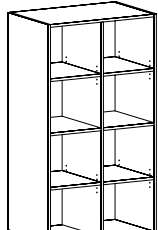
Must Specify (in this order):

- Model #
- Chassis Finish
- Cabinet Accent Color
- Round Pull/Metal Accent Color
- Leg Finish

Cabinet Accent Option: Specify & Add

| | | | |
|-----|--|----|-----|
| HPL | 72"H Unit, HPL Cabinet Accent on Interior; Must Specify Color, See Color Options | \$ | 290 |
| HPL | 51"H Unit, HPL Cabinet Accent on Interior; Must Specify Color, See Color Options | \$ | 273 |

[See Iconic Intro For Ordering Options and Grommet Locations](#)

| Item | Model No. | Width | Depth | Height | Ship Wt | Cubic Ft | List Price |
|---|---|-------|-------|------------------|---------|----------|------------|
|  | 50-2436OB72 <i>Two (2) Adjustable Shelves and Fixed Middle Shelf</i> | 36 | 24 | 70 $\frac{7}{8}$ | 291 | 42.0 | \$ 5124 |
| | 50-2436OB51 <i>Two (2) Adjustable Shelves</i> | 36 | 24 | 51 $\frac{1}{2}$ | 216 | 30.3 | \$ 4161 |
| | 50-2430OB72 <i>Two (2) Adjustable Shelves and Fixed Middle Shelf</i> | 30 | 24 | 70 $\frac{7}{8}$ | 267 | 35.6 | \$ 5024 |
| | 50-2430OB51 <i>Two (2) Adjustable Shelves</i> | 30 | 24 | 51 $\frac{1}{2}$ | 202 | 25.5 | \$ 4065 |

Description

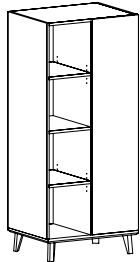
- Standard With: Veneer Finish, Fixed Vertical Divider, and Horizontal Grain Direction
- Available with Contrasting Chassis and Leg Color
- Additional Option: HPL Cabinet Accent on Bookcase Interior (See Below and [See Color Options](#))

Cabinet Accent Option: Specify & Add

| | |
|--|--------|
| HPL 72"H Units, HPL Cabinet Accent on Bookcase Interior; Must Specify Color, See Color Options | \$ 513 |
| HPL 51"H Units, HPL Cabinet Accent on Bookcase Interior; Must Specify Color, See Color Options | \$ 415 |

Must Specify (in this order):

- Model #
- Chassis Finish
- Cabinet Accent Color
- Leg Finish

| WARDROBE WITH OPEN BOOKCASE | Left Door | Right Door | Width | Depth | Height | Ship Wt | Cubic Ft | List Price |
|---|--|---------------|-------|-------|------------------|---------|----------|------------|
|  | 50-2436OBD72L | 50-2436OBD72R | 36 | 24 | 70 $\frac{7}{8}$ | 310 | 41.7 | \$ 5713 |
| | <i>Bookcase Features Two (2) Adjustable Shelves and Fixed Middle Shelf</i> | | | | | | | |
| | 50-2436OBD51L | 50-2436OBD51R | 36 | 24 | 51 $\frac{1}{2}$ | 236 | 30.3 | \$ 4749 |
| | <i>Bookcase Features Two (2) Adjustable Shelves</i> | | | | | | | |
| | 50-2430OBD72L | 50-2430OBD72R | 30 | 24 | 70 $\frac{7}{8}$ | 287 | 35.6 | \$ 5598 |
| | <i>Bookcase Features Two (2) Adjustable Shelves and Fixed Middle Shelf</i> | | | | | | | |
| | 50-2430OBD51L | 50-2430OBD51R | 30 | 24 | 51 $\frac{1}{2}$ | 220 | 25.5 | \$ 4645 |
| | <i>Bookcase Features Two (2) Adjustable Shelves</i> | | | | | | | |

Description

- Standard With: Veneer Finish, Soft-Close Touch Latch Hinged Door, Hanging Storage and Coat Rod Behind Door, and Horizontal Grain Direction
- Available with Contrasting Chassis and Leg Color
- Additional Options: HPL Cabinet Accent on Bookcase Interior (See Below and [See Color Options](#)), Locking Door ([See Locking Options](#))

Cabinet Accent Option: Specify & Add

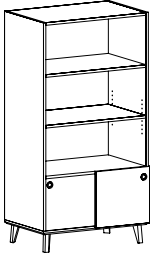
| | |
|--|--------|
| HPL 72"H Units, HPL Cabinet Accent on Bookcase Interior; Must Specify Color, See Color Options | \$ 287 |
| HPL 51"H Units, HPL Cabinet Accent on Bookcase Interior; Must Specify Color, See Color Options | \$ 237 |

Shown as Right

Must Specify (in this order):

- Model #
- Chassis Finish
- Cabinet Accent Color
- Leg Finish
- Lock Color

| Item | Model No. | Width | Depth | Height | Ship Wt | Cubic Ft | List Price |
|--|---|-------|-------|------------------|---------|----------|------------|
| OPEN BOOKCASE WITH LOWER SLIDING DOORS | 50-2436OBS72 <i>One (1) Adjustable Shelf and One (1) Fixed Shelf</i> | 36 | 24 | 70 $\frac{7}{8}$ | 310 | 41.7 | \$ 4927 |
| | 50-2436OBS51 <i>One (1) Adjustable Shelf</i> | 36 | 24 | 51 $\frac{1}{2}$ | 236 | 30.3 | \$ 4309 |
| | 50-2430OBS72 <i>One (1) Adjustable Shelf and One (1) Fixed Shelf</i> | 30 | 24 | 70 $\frac{7}{8}$ | 287 | 35.6 | \$ 4682 |
| | 50-2430OBS51 <i>One (1) Adjustable Shelf</i> | 30 | 24 | 51 $\frac{1}{2}$ | 220 | 25.5 | \$ 4023 |



Must Specify (in this order):

Model #
Chassis Finish
Cabinet Accent Color
Round Pull Color
Leg Finish

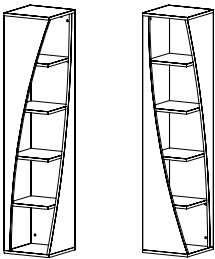
Description

- Standard With: Veneer Finish, Two (2) Non-Locking Sliding Doors, and Horizontal Grain Direction
- Available with Contrasting Chassis and Leg Color
- Round Door Pull Available in Black (BRD) or Chrome (CRD)
- Additional Option: HPL Cabinet Accent on Bookcase Interior (See Below and [See Color Options](#))

Cabinet Accent Option: Specify & Add

| | | |
|-----|--|--------|
| HPL | 72"H Units, HPL Cabinet Accent on Bookcase Interior; Must Specify Color, See Color Options | \$ 247 |
| HPL | 51"H Units, HPL Cabinet Accent on Bookcase Interior; Must Specify Color, See Color Options | \$ 213 |

TWISTED BOOKCASE



Left

Right

| Left Twist | Right Twist | Width | Depth | Height | Ship Wt | Cubic Ft | List Price |
|---|-------------|-------|-------|------------------|---------|----------|------------|
| 50-1572TBL <i>Four (4) 3/4" Fixed Shelves</i> | 50-1572TBR | 15 | 15 | 70 $\frac{7}{8}$ | 130 | 10.8 | \$ 3022 |
| 50-1551TBL <i>Three (3) 3/4" Fixed Shelves</i> | 50-1551TBR | 15 | 15 | 51 $\frac{1}{2}$ | 100 | 8.9 | \$ 2835 |

Description

- Standard With: Veneer Finish, Adjustable Glides, and Horizontal Grain Direction
- Must Attach to Wall or Another Unit; Not Freestanding; Attachment Hardware Included
- Additional Option: HPL Cabinet Accent on Bookcase Interior (See Below and [See Color Options](#))

Cabinet Accent Option: Specify & Add

| | | |
|-----|--|--------|
| HPL | 72"H Units, HPL Cabinet Accent on Bookcase Interior; Must Specify Color, See Color Options | \$ 150 |
| HPL | 51"H Units, HPL Cabinet Accent on Bookcase Interior; Must Specify Color, See Color Options | \$ 143 |

Must Specify (in this order):

Model #
Chassis Finish
Cabinet Accent Color

| Item | Model No. | | Width | Depth | Height | Ship Wt | Cubic Ft | List Price |
|--|-----------|--------|-------|-------|--------|---------|----------|------------|
| ROUND GROMMET COVER FIELD INSTALLED | 01-GRMTBK | Black | - | - | - | - | - | \$ 11 |
| | 01-GRMTSL | Silver | | | | | | |

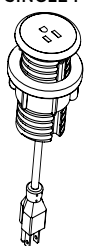


OPEN MARKET ONLY
(SILVER)

Description

- 60mm Round Grommet Cover
- Field Installed

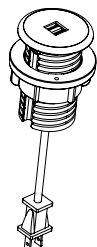
| | | | | | | | | |
|--------------------------|-------------|--------|---|---|---|---|-----|-------|
| SINGLE POWER SAND DOLLAR | 01-SAND60PW | White | 3 | 3 | 4 | 1 | 0.2 | \$ 98 |
| | 01-SAND60PB | Black | | | | | | |
| | 01-SAND60PS | Silver | | | | | | |



Description

- Unit is 2" Diameter; Mounts in 60mm Round Grommet
- 6' Cord
- Single Power Outlet

| | | | | | | | | |
|------------------------|-------------|--------|---|---|---|---|-----|--------|
| DOUBLE USB SAND DOLLAR | 01-SAND60UW | White | 3 | 3 | 4 | 1 | 0.2 | \$ 277 |
| | 01-SAND60UB | Black | | | | | | |
| | 01-SAND60US | Silver | | | | | | |



Description

- Unit is 2" Diameter; Mounts in 60mm Round Grommet
- 6' Cord
- Dual USB Outlets

| | | | | | | | | |
|------------------------------|-------------|-------|------------------|------------------|---|---|-----|--------|
| DOCK 950 WIRELESS CHARGER | 01-DOCK950W | White | 3 $\frac{3}{16}$ | 3 $\frac{3}{16}$ | - | 1 | 0.2 | \$ 265 |
| | 01-DOCK950B | Black | | | | | | |



OPEN MARKET ONLY

Description

- For Use with Wireless Charging Enabled Devices
- Mounts in 76mm Round Cut-Out
- 5 Watts Maximum Output with a Direct Current of 5V 2A and 10 Watts Maximum with Quick Charge 2.0
- LED will Confirm Pairing with Device and Begin Wireless Charging

[See Iconic Intro For Ordering Options and Grommet Locations](#)

| Item | Model No. | | Width | Depth | Height | Ship Wt | Cubic Ft | List Price |
|--------------------------------------|-------------|-------|-------|-------|--------|---------|----------|------------|
| DOCK 150 WIRELESS AND USB CHARGER | 01-DOCK150W | White | 3 | 3 | ¾ | 1 | 0.2 | \$ 405 |
| | 01-DOCK150B | Black | | | | | | |

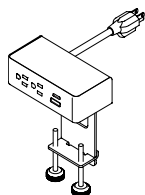


OPEN MARKET ONLY

Description

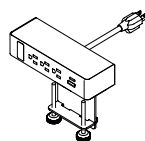
- For Use with Wireless Charging Enabled Devices and USB Charging Devices
- 5 Watt Maximum Output with a Direct Current Input of 5V 6A (Wireless Fast Charge)
- Mounts in 76mm Round Cut-Out
- Pop-Up is ¾" H and Includes Three (3) USB Ports; One (1) 12 Watt Maximum with 2.4A (USB Fast Charge) and Two (2) 5 Watt with 1A (USB Standard Charge)
- LED Light will Confirm Pairing with Device and Begin Wireless Charging
- UL and cUL Certified

| | | | | | | | | |
|-----------------------------|--------------|--------|----|---|---|---|-----|--------|
| DUO CLAMP WITH NEMA PLUG | 01-DUOCLAMPW | White | 6½ | 3 | 7 | 1 | 0.2 | \$ 572 |
| | 01-DUOCLAMPB | Black | | | | | | |
| | 01-DUOCLAMPS | Silver | | | | | | |

**Description**

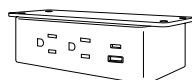
- Standard with: Two (2) Power Outlet, **One (1) USB Charging Port and One (1) 60-Watt USB-C Power Delivery Port with GaN Technology with 10' Cord**
- Clamps to Top and Features Silver Metal Trim
- Independent USB Circuit Controllers Deliver up to 2.1 Amps to Each Post
- All Mounting Hardware Included
- FCC Part 15A and UL Approved for Horizontal and Vertical Applications

| | | | | | | | | |
|------------------------------|---------------|--------|---|---|---|---|-----|--------|
| TRIO CLAMP WITH NEMA PLUG | 01-TRIOCLAMPW | White | 9 | 3 | 7 | 1 | 0.2 | \$ 671 |
| | 01-TRIOCLAMPB | Black | | | | | | |
| | 01-TRIOCLAMPS | Silver | | | | | | |

**Description**


- Standard with: Three (3) Power Outlets, **One (1) USB Charging Port, One (1) 60-Watt USB-C Power Delivery Port with GaN Technology, One (1) Open Data with 10' Cord**
- Clamps to Top and Features Silver Metal Trim
- Independent USB Circuit Controllers Deliver up to 2.1 Amps to Each Post
- HDMI, VGA, or RJ45 Sold Separately; [See Accessories](#)
- All Mounting Hardware Included
- FCC Part 15A and UL Approved for Horizontal and Vertical Applications

| | | | | | | | | |
|----------------------------------|---------------|--------|----|----|---|---|-----|--------|
| UNDERMOUNT DUO WITH NEMA PLUG | 01-DUOUNDERW | White | 6½ | 2½ | 3 | 1 | 0.2 | \$ 546 |
| | 01-DUOUNDERB | Black | | | | | | |
| | 01-DUOUNDEERS | Silver | | | | | | |

**Description**

- Sits Under Worksurface and Includes: Two (2) Power, **One (1) USB Charging Port and One (1) 60-Watt USB-C Power Delivery Port with GaN Technology with 10' Cord**
- All Mounting Hardware
- Independent USB Circuit Controllers Deliver up to 2.1 Amps to Each Post
- FCC Part 15A, UL Approved for Horizontal and Vertical Applications

[See Iconic Intro For Ordering Options and Grommet Locations](#)

| Item | Model No. | | Width | Depth | Height | Ship Wt | Cubic Ft | List Price |
|--|---------------|--------|-------|-------|--------|---------|----------|------------|
| UNDERMOUNT TRIO WITH NEMA PLUG  | 01-TRIOUNDERW | White | 9 | 2½ | 3 | 1 | 0.2 | \$ 655 |
| | 01-TRIOUNDERB | Black | | | | | | |
| | 01-TRIOUNDERS | Silver | | | | | | |

Description

- Sits Under Worksurfaces and Includes: Three (3) Power, **One (1) USB Charging Port, One (1) 60-Watt USB-C Power Delivery Port with GaN Technology**, One (1) Open Port and 10' Cord,
- All Mounting Hardware
- HDMI, VGA, or RJ45 Accessory for Open Port Specified Separately, [See Accessories](#)
- Independent USB Circuit Controllers Deliver up to 2.1 Amps to Each Post
- FCC Part 15A, UL Approved for Horizontal and Vertical Applications

| | | | | | | | | |
|--|--------------|--------|----|----|---|---|-----|--------|
| DUO BEZEL WITH NEMA PLUG  | 01-DUOBEZELW | White | 6½ | 2½ | 3 | 1 | 0.2 | \$ 675 |
| | 01-DUOBEZELB | Black | | | | | | |
| | 01-DUOBEZELS | Silver | | | | | | |

Description

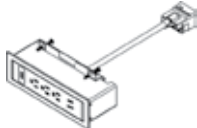
- Sits On Top of the Worksurface and Includes: Two (2) Power, **One (1) USB Charging Port and One (1) 60-Watt USB-C Power Delivery Port with GaN Technology with 10' Cord**
- Independent USB Circuit Controllers Deliver up to 2.1 Amps to Each Post
- All Mounting Hardware Included
- FCC Part 15A and UL Approved for Horizontal and Vertical Applications

| | | | | | | | | |
|---|---------------|--------|---|----|---|---|-----|--------|
| TRIO BEZEL WITH NEMA PLUG  | 01-TRIOBEZELW | White | 9 | 2½ | 3 | 1 | 0.2 | \$ 725 |
| | 01-TRIOBEZELB | Black | | | | | | |
| | 01-TRIOBEZELS | Silver | | | | | | |

Description

- Sits On Top of the Worksurface and Includes: Three (3) Power, **One (1) USB Charging Port and One (1) 60-Watt USB-C Power Delivery Port with GaN Technology**, One (1) Open Data, and 10' Cord
- Independent USB Circuit Controllers Deliver up to 2.1 Amps to Each Post
- HDMI, VGA, or RJ45 Sold Separately; [See Accessories](#)
- All Mounting Hardware Included
- FCC Part 15A and UL Approved for Horizontal and Vertical Applications

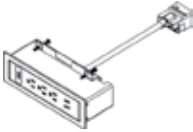
[See Iconic Intro For Ordering Options and Grommet Locations](#)

| Item | Model No. | | Width | Depth | Height | Ship Wt | Cubic Ft | List Price | |
|---|------------------|--------|-------|-------|--------|---------|----------|------------|--|
| DUO BEZEL WITH HARD WIRE CONNECTION  | Circuit 1 | | | | | | | | |
| | 01-HWDUOBEZELW1 | White | 6½ | 2⅝ | 3 | 1 | 0.2 | \$ 730 | |
| | 01-HWDUOBEZELB1 | Black | | | | | | | |
| | 01-HWDUOBEZELS1 | Silver | | | | | | | |
| | Circuit 2 | | | | | | | | |
| | 01-HWDUOBEZELW2 | White | 6½ | 2⅝ | 3 | 1 | 0.2 | \$ 730 | |
| | 01-HWDUOBEZELB2 | Black | | | | | | | |
| | 01-HWDUOBEZELS2 | Silver | | | | | | | |
| | Circuit 3 | | | | | | | | |
| | 01-HWDUOBEZELW3 | White | 6½ | 2⅝ | 3 | 1 | 0.2 | \$ 730 | |
| | 01-HWDUOBEZELB3 | Black | | | | | | | |
| | 01-HWDUOBEZELS3 | Silver | | | | | | | |
| Circuit 4 | | | | | | | | | |
| 01-HWDUOBEZELW4 | White | 6½ | 2⅝ | 3 | 1 | 0.2 | \$ 730 | | |
| 01-HWDUOBEZELB4 | Black | | | | | | | | |
| 01-HWDUOBEZELS4 | Silver | | | | | | | | |

Description

- Must Specify Color and Circuit
- Sits on worksurface and Includes: Two (2) Power, **One (1) USB Charging Port and One (1) 60-Watt USB-C Power Delivery Port with GaN Technology**, and All Mounting Hardware
- Independent USB Circuit Controllers Deliver up to 2.1 Amps to Each Post
- FCC Part 15A and UL Approved for Horizontal and Vertical Applications
- Maximum 10 Duo Units per Circuit
- Eight (8) Wire/Four (4) Circuit Hard Wire Power Unit
- See Power Entry, Jumper Cable, and Quad Block on Next Page

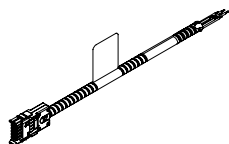
[See Iconic Intro For Ordering Options and Grommet Locations](#)

| Item | Model No. | | Width | Depth | Height | Ship Wt | Cubic Ft | List Price | |
|--|------------------|--------|-------|-------|--------|---------|----------|------------|--|
| TRIO BEZEL WITH HARD WIRE CONNECTION  | Circuit 1 | | | | | | | | |
| | 01-HWTRIOBEZELW1 | White | 9 | 2½ | 3 | 1 | 0.2 | \$ 749 | |
| | 01-HWTRIOBEZELB1 | Black | | | | | | | |
| | 01-HWTRIOBEZELS1 | Silver | | | | | | | |
| | Circuit 2 | | | | | | | | |
| | 01-HWTRIOBEZELW2 | White | 9 | 2½ | 3 | 1 | 0.2 | \$ 749 | |
| | 01-HWTRIOBEZELB2 | Black | | | | | | | |
| | 01-HWTRIOBEZELS2 | Silver | | | | | | | |
| | Circuit 3 | | | | | | | | |
| | 01-HWTRIOBEZELW3 | White | 9 | 2½ | 3 | 1 | 0.2 | \$ 749 | |
| | 01-HWTRIOBEZELB3 | Black | | | | | | | |
| | 01-HWTRIOBEZELS3 | Silver | | | | | | | |
| | Circuit 4 | | | | | | | | |
| | 01-HWTRIOBEZELW4 | White | 9 | 2½ | 3 | 1 | 0.2 | \$ 749 | |
| | 01-HWTRIOBEZELB4 | Black | | | | | | | |
| | 01-HWTRIOBEZELS4 | Silver | | | | | | | |

Description

- Must Specify Color and Circuit
- Sits on Worksurface and Includes: Three (3) Power, **One (1) USB Charging Port and One (1) 60-Watt USB-C Power Delivery Port with GaN Technology**, and All Mounting Hardware
- Independent USB Circuit Controllers Deliver up to 2.1 Amps to Each Post
- FCC Part 15A and UL Approved for Horizontal and Vertical Applications
- Maximum 6 Trio Units per Circuit
- Eight (8) Wire/Four (4) Circuit Hard Wire Power Unit
- HDMI, VGA, or RJ45 Sold Separately; [See Accessories](#)
- See Power Entry, Jumper Cable, and Quad Block Below and on Next Page

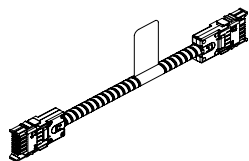
| | | | | | | | | |
|-------------------------------|-----------------|--|----|---|---|---|-----|--------|
| POWER ENTRY HARD WIRED | 01-HWPOWERENTRY | | 72 | - | - | 1 | 0.2 | \$ 322 |
|-------------------------------|-----------------|--|----|---|---|---|-----|--------|



Description

- Eight (8) Wire/Four (4) Circuit Hard Wire Infeed
- UL183 Compliant

| | | | | | | | | |
|-------------------------------|------------|--|----|---|---|---|-----|--------|
| JUMPER HARD WIRE CABLE | 01-HW2JUMP | | 24 | - | - | 1 | 0.2 | \$ 193 |
| | 01-HW3JUMP | | 36 | - | - | 1 | 0.2 | \$ 206 |
| | 01-HW4JUMP | | 48 | - | - | 1 | 0.2 | \$ 212 |
| | 01-HW5JUMP | | 60 | - | - | 1 | 0.2 | \$ 255 |
| | 01-HW6JUMP | | 72 | - | - | 1 | 0.2 | \$ 270 |

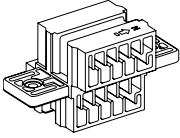


Description

- Eight (8) Wire/Four (4) Circuit Hard Wire Jumper
- UL183 Compliant

[See Iconic Intro For Ordering Options and Grommet Locations](#)

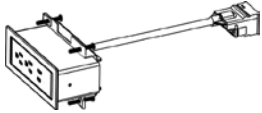
| Item | Model No. | Width | Depth | Height | Ship Wt | Cubic Ft | List Price |
|-----------------------|----------------|-------|-------|--------|---------|----------|------------|
| QUAD BLOCK HARD WIRED | 01-HWQUADBLOCK | - | - | - | 1 | 0.2 | \$ 62 |



Description

- Eight (8) Wire/Four (4) Circuit Hard Wire Connector
- UL183 Compliant
- For Connecting Jumpers and Power Units
- Quantity of Four (4) Female Inputs

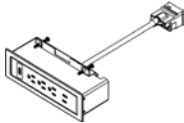
| | | | | | | | | |
|------------------------------------|---------------|--------|----|----|---|---|-----|--------|
| DUO BEZEL WITH DAISY CHAIN PLUG | 01-PDUOBEZELW | White | 6½ | 2½ | 3 | 1 | 0.2 | \$ 668 |
| | 01-PDUOBEZELB | Black | | | | | | |
| | 01-PDUOBEZELS | Silver | | | | | | |



Description

- Sits On Top of the Worksurface and Includes: Two (2) Power, **One (1) USB Charging Port and One (1) 60-Watt USB-C Power Delivery Port with GaN Technology** with 12" Cord
- Independent USB Circuit Controllers Deliver up to 2.1 Amps to Each Post
- All Mounting Hardware Included
- FCC Part 15A, RU Listed and UL Recognized for Horizontal and Vertical Applications
- Non Sequential System Allows Up to Eight (8) Modules To Be Connected With Jumper Cord
- Requires Power Box, See Below; See Jumper Cable on Next Page


| | | | | | | | | |
|-------------------------------------|----------------|--------|---|----|---|---|-----|--------|
| TRIO BEZEL WITH DAISY CHAIN PLUG | 01-PTRIOBEZELW | White | 9 | 2½ | 3 | 1 | 0.2 | \$ 715 |
| | 01-PTRIOBEZELB | Black | | | | | | |
| | 01-PTRIOBEZELS | Silver | | | | | | |



Description

- Sits On Top of the Worksurface and Includes: Three (3) Power, **One (1) USB Charging Port, One (1) 60-Watt USB-C Power Delivery Port with GaN Technology**, and One (1) Open Data with 12" Cord
- HDMI, VGA, or RJ45 Sold Separately; [See Accessories](#)
- All Mounting Hardware Included
- FCC Part 15A, RU Listed and UL Recognized for Horizontal and Vertical Applications
- Non Sequential System Allows Up to Eight (8) Modules To Be Connected With Jumper Cord
- Requires Power Box, See Below; See Jumper Cable on Next Page

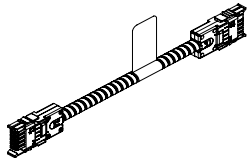
| | | | | | | | | |
|-----------------------|------------|---------------------------------------|---|---|---|---|-----|--------|
| DAISY CHAIN POWER BOX | 01-PPOWER | | - | - | - | 1 | 0.2 | \$ 775 |
| | | <i>76" Perimeter, 36" Power Cord</i> | | | | | | |
| | 01-PPOWER2 | | - | - | - | 1 | 0.2 | \$ 796 |
| | | <i>24" Perimeter, 144" Power Cord</i> | | | | | | |



Description

- Powers up to Eight (8) Duo and Trio Daisy Chain Units
- One (1) Nema Plug and One (1) Daisy Chain Plug
- 12 Amp System Rating
- 15 Amp Over-Current Protection

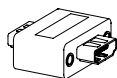
[See Iconic Intro For Ordering Options and Grommet Locations](#)

| Item | Model No. | Width | Depth | Height | Ship Wt | Cubic Ft | List Price |
|--|-----------------------------|-------|-------|--------|---------|----------|------------|
|  <p>DAISY CHAIN JUMPER CORD</p> | 01-6JUMP <i>72" Long</i> | - | - | - | 1 | 0.2 | \$ 299 |
| | 01-5JUMP <i>60" Long</i> | - | - | - | 1 | 0.2 | \$ 284 |
| | 01-4JUMP <i>48" Long</i> | - | - | - | 1 | 0.2 | \$ 240 |
| | 01-2JUMP <i>24" Long</i> | - | - | - | 1 | 0.2 | \$ 220 |

Description

- Connects Duo and Trio Daisy Chain Units
- Non Sequential System Allows up to Eight (8) Modules to be Connected

| | | | | | | | |
|--------------------------|-------------|---|---|---|---|-----|--------|
| HDMI DATA PORT ACCESSORY | 01-LCOMHDMI | - | - | - | 1 | 0.2 | \$ 166 |
|--------------------------|-------------|---|---|---|---|-----|--------|

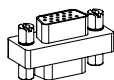


OPEN MARKET ONLY

Description

- HDMI Port for Trio Clamp, Undermount Trio, and Trio Bezel Units

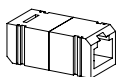
| | | | | | | | |
|-------------------------|------------|---|---|---|---|-----|--------|
| VGA DATA PORT ACCESSORY | 01-LCOMVGA | - | - | - | 1 | 0.2 | \$ 121 |
|-------------------------|------------|---|---|---|---|-----|--------|



Description

- VGA Port for Trio Clamp, Undermount Trio, and Trio Bezel Units

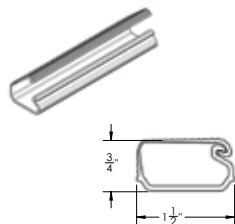
| | | | | | | | |
|--------------------------|-------------|---|---|---|---|-----|-------|
| RJ45 DATA PORT ACCESSORY | 01-LCOMRJ45 | - | - | - | 1 | 0.2 | \$ 79 |
|--------------------------|-------------|---|---|---|---|-----|-------|



Description

- RJ45 Port for Trio Clamp, Undermount Trio, and Trio Bezel Units

| | | | | | | | |
|-------------------------|----------|----|----|---|---|---|--------|
| WIRE MANAGEMENT CHANNEL | 01-WMGR4 | 16 | 1½ | 1 | 1 | - | \$ 116 |
|-------------------------|----------|----|----|---|---|---|--------|

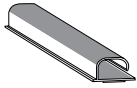


Description

- Set of Four (4) Black Plastic Wire Management Channels
- Snap Lock Channel
- Attaches with Adhesive Strips
- Ships via UPS Only
- Additional Wire Management Units on Next Page

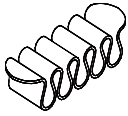
[See Iconic Intro For Ordering Options and Grommet Locations](#)

| Item | Model No. | Width | Depth | Height | Ship Wt | Cubic Ft | List Price |
|--------------|-----------|-------|-----------------|--------|---------|----------|------------|
| WIRE CHANNEL | 01-32125 | 24 | 1 $\frac{5}{8}$ | 1 | .25 | 0.3 | \$ 106 |


Description

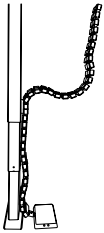
- Available in Black
- Channels Attach with Two (2) Double-Sided Installation Tape
- Open J Channel for Easy Storage of Cables

| | | | | | | | |
|------------|-----------|-----------------|-----------------|---|---|---|-------|
| CABLE GRIP | 01-WMGRCB | 5 $\frac{3}{8}$ | 2 $\frac{5}{8}$ | - | - | - | \$ 17 |
|------------|-----------|-----------------|-----------------|---|---|---|-------|


Description

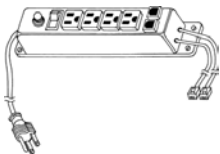
- Under Surface Wire Management
- Black

| | | | | | | | | |
|------------------------|----------------|--------|------------------|------------------|-------|---|-----|--------|
| LINK 360 CABLE MANAGER | 01-0251LINKSLV | Silver | 5 $\frac{3}{16}$ | 3 $\frac{3}{16}$ | 30-51 | 4 | 3.0 | \$ 390 |
| | 01-0251LINKBLK | Black | 5 $\frac{3}{16}$ | 3 $\frac{3}{16}$ | 30-51 | 4 | 3.0 | \$ 353 |


Description

- Kit Includes: 50 Link 360™ elements, One (1) Quad Connector, One (1) Dumbbell Connector, One (1) Foot Assembly with Two (2) Magnetic Clips
- Can Be Used For Height-Adjustable Mechanisms Up To 51" or Free-Standing Use

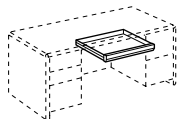
| | | | | | | | |
|-------------|---------|---|---|---|---|---|--------|
| POWER STRIP | 01-PRSP | 9 | 2 | 2 | 1 | - | \$ 205 |
|-------------|---------|---|---|---|---|---|--------|


Description

- Includes Four (4) Outlets and Two (2) Phone Jacks
- Black Plastic with Rocker On/Off Switch
- 13 Amp Circuit Breaker
- 10' Power Cord and Two (2) 14' Phone Hook Up Cords
- UL Listed and CSA Certified
- Suitable for Surface or Recessed Mounting
- Ships via UPS Only

[See Iconic Intro For Ordering Options and Grommet Locations](#)

| Item | Model No. | Width | Depth | Height | Ship Wt | Cubic Ft | List Price |
|---------------|-----------|-------|------------------|-----------------|---------|----------|------------|
| CENTER DRAWER | 01-1622CD | 22 | 16 $\frac{5}{8}$ | 2 $\frac{3}{4}$ | 7 | 1.4 | \$ 495 |



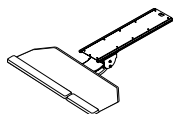
Description

- Standard With: Beveled Drawer Front, $\frac{3}{4}$ Extension, and Wood Drawer Interiors with Built-in Pen Tray

Options: Specify & Add

| | | |
|------|-------------------|--------|
| CD16 | Factory Installed | \$ 208 |
|------|-------------------|--------|

| | | | | | | | |
|--|----------|----|------------------|-----------------|----|-----|--------|
| ARTICULATING KEYBOARD CORNER PLATFORM | 01-KB2CC | 25 | 10 $\frac{1}{2}$ | 4 $\frac{1}{2}$ | 16 | 1.4 | \$ 832 |
|--|----------|----|------------------|-----------------|----|-----|--------|



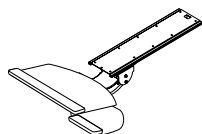
Description

- Standard With: +/- 15° Tilt Adjustment , 360° Rotation, Independent Tilt Adjustment, 7" Lift and Lock Height Adjustment, 25" Cut Corner Platform
- Keyboard and Mouse on same level; Single Palm Rest for both Left & Right Hands
- Works with 17"+ Diagonal Work Surface
- Cannot Be Used on 20" or 21" Deep Unit
- Not Available with Optional Center Grommet
- Track Measures 21"

Options: Specify & Add

| | | |
|-------|-------------------|--------|
| KB2CC | Factory Installed | \$ 208 |
|-------|-------------------|--------|

| | | | | | | | |
|--|--------|------------------|----|-----|----|-----|--------|
| KEYBOARD MECHANISM WITH KEYBOARD PLATFORM, MOUSE TRAY, AND PALM REST | 01-KB3 | 26 $\frac{1}{2}$ | 14 | 4.5 | 16 | 1.4 | \$ 914 |
|--|--------|------------------|----|-----|----|-----|--------|




Description

- Standard With: 18 $\frac{3}{4}$ " Platform & Swivel-Below Mouse Platform, Palm Rest for Mousing Surface, Life & Lock 7" Height Adjustment, +/- 15° Tilt Adjustment, 360° Rotation, and Independent Tilt Adjustment
- Cannot be Used on 20"D or 21"D Unit
- Track Measures 21"
- Not Available with Optional Center Grommet

Options: Specify & Add

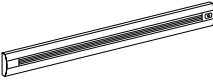
| | | |
|-----|-------------------|--------|
| KB3 | Factory Installed | \$ 208 |
|-----|-------------------|--------|

[See Iconic Intro For Ordering Options and Grommet Locations](#)

| Item | Model No. | Width | Depth | Height | Ship Wt | Cubic Ft | List Price |
|---|--------------------------|-------|-------|--------|---------|----------|------------|
| LED TASKLIGHTS  | TL-0848 | 47½ | 7/8 | 1½ | - | - | \$ 445 |
| | <i>240-LED, 18 Watts</i> | | | | | | |
| | TL-0824 | 22½ | 7/8 | 1½ | - | - | \$ 368 |
| | <i>84-LED, 7 Watts</i> | | | | | | |

Description

- Includes the Power Supply and Three (3) Upper Wire Management Grommets
- Rocker Style On/Off Switch with a 10' Power Cord
- Three (3) Upper Wire Management Grommets; Must Specify Color: Black (BLK), Silver (SLV)

| | | | | | | | |
|---|---------------------------|-----|---|---|---|---|---------|
| LED TASKLIGHTS  | 01-188LED58 | 57¾ | 2 | ¾ | - | - | \$ 1648 |
| | <i>96-LED, 33.7 Watts</i> | | | | | | |
| | 01-94LED31 | 30½ | 2 | ¾ | - | - | \$ 1195 |
| | <i>48-LED, 17.6 Watts</i> | | | | | | |
| | 01-47LED17 | 16¾ | 2 | ¾ | - | - | \$ 690 |
| | <i>24-LED, 9.1 Watts</i> | | | | | | |

Description

- Includes the Power Supply and Three (3) Upper Wire Management Grommets
- 12' Power Cord
- Three (3) Upper Wire Management Grommets; Must Specify Color: Black (BLK), Silver (SLV)
- Optional Occupancy Sensor Shuts Off After 30 Minutes of Inactivity and Turns On Immediately When Reentering the Detection Area

Options: Specify & Add

| | | |
|---------|------------------|--------|
| 01-OSRP | Occupancy Sensor | \$ 366 |
|---------|------------------|--------|

| | | | | | | | | |
|--|-----------|---------------------------|----|----|----|----|------|---------|
| L SHELF  | 50-1572LS | <i>154lb Weight Limit</i> | 72 | 15 | 17 | 65 | 13.8 | \$ 1341 |
| | 50-1566LS | <i>128lb Weight Limit</i> | 66 | 15 | 17 | 60 | 12.7 | \$ 1317 |
| | 50-1560LS | <i>128lb Weight Limit</i> | 60 | 15 | 17 | 55 | 11.6 | \$ 1232 |
| | 50-1554LS | <i>90lb Weight Limit</i> | 54 | 15 | 17 | 50 | 10.5 | \$ 1180 |
| | 50-1548LS | <i>90lb Weight Limit</i> | 48 | 15 | 17 | 45 | 9.3 | \$ 1068 |
| | 50-1542LS | <i>90lb Weight Limit</i> | 42 | 15 | 17 | 40 | 8.2 | \$ 958 |
| | 50-1536LS | <i>64lb Weight Limit</i> | 36 | 15 | 17 | 35 | 7.1 | \$ 844 |
| | 50-1530LS | <i>64lb Weight Limit</i> | 30 | 15 | 17 | 30 | 6.0 | \$ 788 |

Must Specify (in this order):

Model #

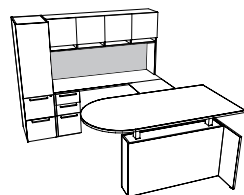
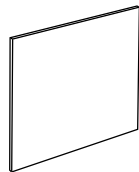
Finish

Description

- Standard With: Veneer Finish, Installation Hardware, and Horizontal Grain Direction
- Wall Mounted Application
- Weight Capacity is a Distributed Load

[See Iconic Intro For Ordering Options and Grommet Locations](#)

| Item | Model No. | Width | Depth | Height | Ship Wt | Cubic Ft | List Price |
|---|------------|-------|-------|--------|---------|----------|------------|
| MAGNETIC GLASS MARKER BOARD FOR USE WITH 30"H DESKS, CREDENZA AND SURFACE MOUNT HUTCHES | GMB-23108H | 106½ | ½ | 23 | 83 | 14.3 | \$ 3834 |
| | GMB-23102H | 100½ | ½ | 23 | 78 | 13.6 | \$ 3558 |
| | GMB-2396H | 94½ | ½ | 23 | 74 | 12.9 | \$ 3351 |
| | GMB-2390H | 88½ | ½ | 23 | 69 | 12.2 | \$ 3145 |
| | GMB-2384H | 82½ | ½ | 23 | 64 | 11.4 | \$ 3009 |
| | GMB-2378H | 76½ | ½ | 23 | 59 | 10.7 | \$ 2802 |
| | GMB-2372H | 70½ | ½ | 23 | 55 | 10.0 | \$ 2526 |
| | GMB-2366H | 64½ | ½ | 23 | 50 | 9.2 | \$ 2318 |
| | GMB-2360H | 58½ | ½ | 23 | 45 | 8.5 | \$ 2182 |
| | GMB-2354H | 52½ | ½ | 23 | 41 | 7.8 | \$ 1908 |
| | GMB-2348H | 46½ | ½ | 23 | 36 | 7.0 | \$ 1770 |
| | GMB-2342H | 40½ | ½ | 23 | 31 | 6.3 | \$ 1494 |
| | GMB-2336H | 34½ | ½ | 23 | 27 | 5.6 | \$ 1287 |
| | GMB-2330H | 28½ | ½ | 23 | 22 | 4.9 | \$ 1151 |



Must Specify (in this order):

Model #
Color

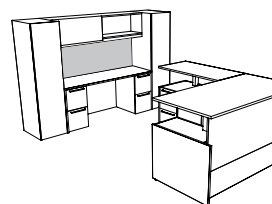
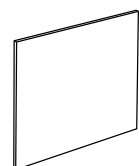


Rare Earth Magnet, Marker and Eraser Sets Available, [See Set Options](#)

Description

- Available in Black (BLMKR) or White (WHMKR), Must Specify
- Marker Boards Are One (1) Piece with No Seams
- Mounting Brackets Included
- For Use with 30"H Desks and Credenzas with Surface Mount Hutches
- For Rare Earth Magnets, Marker and Eraser Sets; [See Set Options](#)

| | | | | | | | |
|--|------------|-----|---|----|----|------|---------|
| MAGNETIC GLASS MARKER BOARD FOR USE WITH 30"H DESKS, CREDENZA AND WALL MOUNT HUTCHES | GMB-23108W | 108 | ½ | 23 | 85 | 14.6 | \$ 3834 |
| | GMB-23102W | 102 | ½ | 23 | 80 | 13.9 | \$ 3696 |
| | GMB-2396W | 96 | ½ | 23 | 75 | 13.1 | \$ 3489 |
| | GMB-2390W | 90 | ½ | 23 | 70 | 12.4 | \$ 3215 |
| | GMB-2384W | 84 | ½ | 23 | 66 | 11.7 | \$ 3009 |
| | GMB-2378W | 78 | ½ | 23 | 61 | 10.9 | \$ 2802 |
| | GMB-2372W | 72 | ½ | 23 | 56 | 10.2 | \$ 2595 |
| | GMB-2366W | 66 | ½ | 23 | 52 | 9.5 | \$ 2458 |
| | GMB-2360W | 60 | ½ | 23 | 47 | 8.8 | \$ 2182 |
| | GMB-2354W | 54 | ½ | 23 | 42 | 8.0 | \$ 1976 |
| | GMB-2348W | 48 | ½ | 23 | 38 | 7.3 | \$ 1838 |
| | GMB-2342W | 42 | ½ | 23 | 33 | 6.6 | \$ 1563 |
| | GMB-2336W | 36 | ½ | 23 | 28 | 5.8 | \$ 1357 |
| | GMB-2330W | 30 | ½ | 23 | 23 | 5.1 | \$ 1151 |



Must Specify (in this order):

Model #
Color

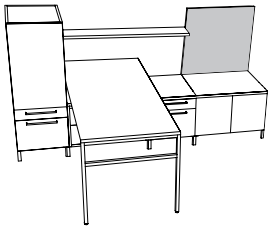
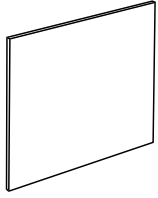


Rare Earth Magnet, Marker and Eraser Sets Available, [See Set Options](#)

Description

- Available in Black (BLMKR) or White (WHMKR), Must Specify
- Marker Boards Are One (1) Piece with No Seams
- Mounting Brackets Included
- For Use over 30"H Desks and Credenzas with Wall Mount Hutches
- For Rare Earth Magnets, Marker and Eraser Sets; [See Set Options](#)

| Item | Model No. | Width | Depth | Height | Ship Wt | Cubic Ft | List Price |
|--|------------|-------|-------|--------|---------|----------|------------|
| MAGNETIC GLASS MARKER BOARD | GMB-31108W | 108 | ½ | 31 | 114 | 17.9 | \$ 5073 |
| FOR USE WITH 21" LOW CREDENZA AND WALL MOUNT HUTCHES | GMB-31102W | 102 | ½ | 31 | 108 | 17.0 | \$ 4889 |
| | GMB-3196W | 96 | ½ | 31 | 101 | 16.1 | \$ 4613 |
| | GMB-3190W | 90 | ½ | 31 | 95 | 15.2 | \$ 4246 |
| | GMB-3184W | 84 | ½ | 31 | 89 | 14.3 | \$ 3972 |
| | GMB-3178W | 78 | ½ | 31 | 82 | 13.4 | \$ 3696 |
| | GMB-3172W | 72 | ½ | 31 | 76 | 12.5 | \$ 3421 |
| | GMB-3166W | 66 | ½ | 31 | 70 | 11.6 | \$ 3235 |
| | GMB-3160W | 60 | ½ | 31 | 63 | 10.8 | \$ 2870 |
| | GMB-3154W | 54 | ½ | 31 | 57 | 9.9 | \$ 2595 |
| | GMB-3148W | 48 | ½ | 31 | 51 | 9.0 | \$ 2414 |
| | GMB-3142W | 42 | ½ | 31 | 44 | 8.1 | \$ 2045 |
| | GMB-3136W | 36 | ½ | 31 | 38 | 7.2 | \$ 1770 |
| | GMB-3130W | 30 | ½ | 31 | 32 | 6.3 | \$ 1494 |



Must Specify (in this order):

Model #
Color

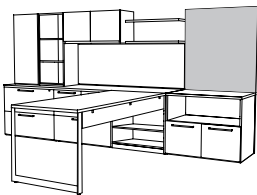


Rare Earth Magnet, Marker and Eraser Sets Available, [See Set Options](#)

Description

- Available in Black (BLMKR) or White (WHMKR), Must Specify
- Marker Boards Are One (1) Piece with No Seams
- Mounting Brackets Included
- For Use over 21"H Desks and Credenzas with Wall Mount Hutches
- For Rare Earth Magnets, Marker and Eraser Sets; [See Set Options](#)

| | | | | | | | |
|--|-----------|----|---|-----|----|------|---------|
| MAGNETIC GLASS MARKER BOARD | GMB-4048W | 48 | ½ | 40% | 67 | 11.0 | \$ 3128 |
| FOR USE WITH 30"H DESKS, CREDENZA AND WALL MOUNT HUTCHES OR SHELVING | GMB-4042W | 42 | ½ | 40% | 58 | 9.9 | \$ 2644 |
| | GMB-4036W | 36 | ½ | 40% | 50 | 8.8 | \$ 2285 |
| | GMB-4030W | 30 | ½ | 40% | 42 | 7.7 | \$ 1924 |



Must Specify (in this order):

Model #
Color

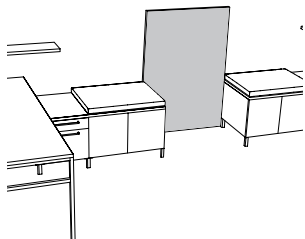


Rare Earth Magnet, Marker and Eraser Sets Available, [See Set Options](#)

Description

- Available in Black (BLMKR) or White (WHMKR), Must Specify
- Mounting Brackets Included
- For Use over 30"H Desks and Credenzas with Wall Mount Hutches or Shelving
- For Rare Earth Magnets, Marker and Eraser Sets; [See Set Options](#)

| Item | Model No. | Width | Depth | Height | Ship Wt | Cubic Ft | List Price |
|--------------------------------------|-----------|-------|-------|--------|---------|----------|------------|
| MAGNETIC GLASS MARKER BOARD | GMB-7036W | 36 | ½ | 70⅝ | 87 | 13.8 | \$ 3834 |
| FOR USE FROM FLOOR TO TOP OF UNIT | GMB-5136W | 36 | ½ | 51⅝ | 63 | 10.6 | \$ 2802 |
| | GMB-7030W | 30 | ½ | 70⅝ | 72 | 12.1 | \$ 3215 |
| | GMB-5130W | 30 | ½ | 51⅝ | 53 | 9.3 | \$ 2354 |



Description

- Available in Black (BLMKR) or White (WHMKR), Must Specify
- Marker Boards Are One (1) Piece with No Seams
- Mounting Brackets Included
- For Use From Floor to Top of Unit
- For Rare Earth Magnets, Marker and Eraser Sets; See Below

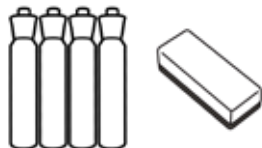
Must Specify (in this order):

Model #
Color



Rare Earth Magnet, Marker and Eraser Sets Available, See Below

| | | | |
|-----------------------|--------------|--|--------|
| MARKER AND ERASER SET | 01-MRKRSETBL | For Use with Black Marker Boards and Black Glass Doors | \$ 123 |
| | 01-MRKRSETWH | For Use with White Marker Boards and White Glass Doors | |



Description

- 01-MRKRSETWH May Also be Used with Standard Dry Erase Doors and Boards
- Includes Four (4) Markers and an Eraser

| | | | |
|------------|----------|----------------------------------|--------|
| MAGNET SET | 01-MAGBL | For Use with White Marker Boards | \$ 114 |
| | 01-MAGWH | For Use with Black Marker Boards | |

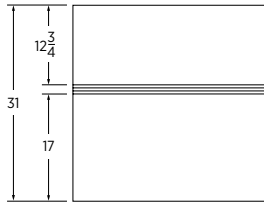


Description

- Includes Set of Five (5) Magnets

TALL TOOL RAIL WORK WALL FOR WALL MOUNT HUTCHES

USE OVER 21" H CREDENZA
31" TALL



Must Specify (in this order):
Model #
Tackboard on Top or Bottom
Dry Erase on Top or Bottom
Tackboard Fabric Vendor, Pattern,
and Color


- Must Specify:**
- TB-TB: Tackboard Over Tackboard (Use Grade Prices)
 - DEB-TB: Dry Erase Over Tackboard (Use Grade Prices)
 - DEB-DEB: Dry Erase Over Dry Erase (Use Grade 1 Prices)

| Model # | Size | COM ydg | COM, 1, 2 or 3 | Grades | | | | | | |
|--------------|------|---------|-------------------|--------|------|------|------|------|------|------|
| | | | | 4 | 5 | 6 | 7 | 8 | 9 | 10 |
| WW-31108TTRW | 108" | 3.50 | \$ 2159 | 2646 | 2873 | 3104 | 3433 | 3776 | 4175 | 4637 |
| WW-31102TTRW | 102" | 3.25 | \$ 2044 | 2496 | 2707 | 2922 | 3227 | 3546 | 3916 | 4345 |
| WW-3196TTRW | 96" | 3.00 | \$ 1969 | 2386 | 2581 | 2779 | 3061 | 3355 | 3697 | 4093 |
| WW-3190TTRW | 90" | 2.75 | \$ 1854 | 2236 | 2415 | 2597 | 2855 | 3125 | 3438 | 3801 |
| WW-3184TTRW | 84" | 2.50 | \$ 1658 | 2006 | 2168 | 2333 | 2568 | 2813 | 3098 | 3428 |
| WW-3178TTRW | 78" | 2.50 | \$ 1585 | 1933 | 2095 | 2260 | 2495 | 2740 | 3025 | 3355 |
| WW-3172TTRW | 72" | 2.25 | \$ 1318 | 1631 | 1777 | 1926 | 2137 | 2358 | 2614 | 2911 |
| WW-3166TTRW | 66" | 2.00 | \$ 1265 | 1543 | 1673 | 1805 | 1993 | 2189 | 2417 | 2681 |
| WW-3160TTRW | 60" | 2.00 | \$ 1191 | 1469 | 1599 | 1731 | 1919 | 2115 | 2343 | 2607 |
| WW-3154TTRW | 54" | 1.75 | \$ 1137 | 1380 | 1494 | 1610 | 1774 | 1946 | 2145 | 2376 |
| WW-3148TTRW | 48" | 1.50 | \$ 1044 | 1253 | 1350 | 1449 | 1590 | 1737 | 1908 | 2106 |
| WW-3142TTRW | 42" | 1.25 | \$ 960 | 1134 | 1215 | 1298 | 1415 | 1538 | 1680 | 1845 |
| WW-3136TTRW | 36" | 1.25 | \$ 940 | 1114 | 1195 | 1278 | 1395 | 1518 | 1660 | 1825 |
| WW-3130TTRW | 30" | 1.00 | \$ 865 | 1004 | 1069 | 1135 | 1229 | 1327 | 1441 | 1573 |

- Description**
- Aluminum Tool Rail
 - Work Walls 78" and Larger will Ship in 4 Pieces
 - [See Work Wall Accessories](#)

TOOL RAIL WORK WALL FOR WALL MOUNT HUTCHES

USE OVER 30" H CREDENZA
23" TALL



Must Specify (in this order):
Model #
Tackboard on Top or Bottom
Dry Erase on Top or Bottom
Tackboard Fabric Vendor, Pattern,
and Color

- Must Specify:**
- TB-TB: Tackboard Over Tackboard (Use Grade Prices)
 - DEB-TB: Dry Erase Over Tackboard (Use Grade Prices)
 - DEB-DEB: Dry Erase Over Dry Erase (Use Grade 1 Prices)

| Model # | Size | COM ydg | COM, 1, 2 or 3 | Grades | | | | | | |
|-------------|------|---------|-------------------|--------|------|------|------|------|------|------|
| | | | | 4 | 5 | 6 | 7 | 8 | 9 | 10 |
| WW-23108TRW | 108" | 3.50 | \$ 1797 | 2284 | 2511 | 2742 | 3071 | 3414 | 3813 | 4275 |
| WW-23102TRW | 102" | 3.25 | \$ 1693 | 2145 | 2356 | 2571 | 2876 | 3195 | 3565 | 3994 |
| WW-2396TRW | 96" | 3.00 | \$ 1643 | 2060 | 2255 | 2453 | 2735 | 3029 | 3371 | 3767 |
| WW-2390TRW | 90" | 2.75 | \$ 1548 | 1930 | 2109 | 2291 | 2549 | 2819 | 3132 | 3495 |
| WW-2384TRW | 84" | 2.50 | \$ 1379 | 1727 | 1889 | 2054 | 2289 | 2534 | 2819 | 3149 |
| WW-2378TRW | 78" | 2.50 | \$ 1319 | 1667 | 1829 | 1994 | 2229 | 2474 | 2759 | 3089 |
| WW-2372TRW | 72" | 2.25 | \$ 1099 | 1412 | 1558 | 1707 | 1918 | 2139 | 2395 | 2692 |
| WW-2366TRW | 66" | 2.00 | \$ 1040 | 1318 | 1448 | 1580 | 1768 | 1964 | 2192 | 2456 |
| WW-2360TRW | 60" | 2.00 | \$ 976 | 1254 | 1384 | 1516 | 1704 | 1900 | 2128 | 2392 |
| WW-2354TRW | 54" | 1.75 | \$ 934 | 1177 | 1291 | 1407 | 1571 | 1743 | 1942 | 2173 |
| WW-2348TRW | 48" | 1.50 | \$ 863 | 1072 | 1169 | 1268 | 1409 | 1556 | 1727 | 1925 |
| WW-2342TRW | 42" | 1.25 | \$ 795 | 969 | 1050 | 1133 | 1250 | 1373 | 1515 | 1680 |
| WW-2336TRW | 36" | 1.25 | \$ 780 | 954 | 1035 | 1118 | 1235 | 1358 | 1500 | 1665 |
| WW-2330TRW | 30" | 1.00 | \$ 716 | 855 | 920 | 986 | 1080 | 1178 | 1292 | 1424 |

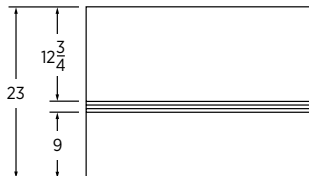
- Description**
- Aluminum Tool Rail
 - Work Walls 78" and Larger will Ship in 4 Pieces
 - [See Work Wall Accessories](#)

[See Iconic Intro For Ordering Options and Grommet Locations](#)

**TALL TOOL RAIL WORK WALL
FOR SURFACE MOUNT HUTCHES**

**USE OVER 30" H CREDENZA
23" TALL**

| Model # | Size | COM ydg | COM, 1, 2 or 3 | Grades | | | | | | |
|------------|------|---------|-------------------|--------|------|------|------|------|------|------|
| | | | | 4 | 5 | 6 | 7 | 8 | 9 | 10 |
| WW-2372TRH | 72" | 2.25 | \$ 1023 | 1336 | 1482 | 1631 | 1842 | 2063 | 2319 | 2616 |
| WW-2366TRH | 66" | 2.00 | \$ 967 | 1245 | 1375 | 1507 | 1695 | 1891 | 2119 | 2383 |
| WW-2360TRH | 60" | 2.00 | \$ 910 | 1188 | 1318 | 1450 | 1638 | 1834 | 2062 | 2326 |



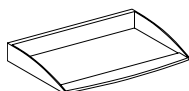
Description

- Aluminum Tool Rail
- Work Walls 78" and Larger will Ship in 4 Pieces
- [See Work Wall Accessories](#)

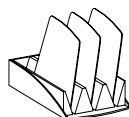
Must Specify (in this order):
 Model #
 Tackboard on Top or Bottom
 Dry Erase on Top or Bottom
 Tackboard Fabric Vendor, Pattern,
 and Color

- Must Specify:**
- TB-TB: Tackboard Over Tackboard
(Use Grade Prices)
 - DEB-TB: Dry Erase Over Tackboard
(Use Grade Prices)
 - DEB-DEB: Dry Erase Over Dry Erase
(Use Grade 1 Prices)

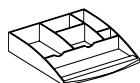
LEGAL TRAY 01-LGLTRAYC Clear 14⁷/₈ 10¹/₂ 1¹/₈ 1 0.2 \$ 1115



FOLDER SORTER 01-FLDRSRTRC Clear 7¹/₄ 12³/₈ 7¹/₈ 1 0.2 \$ 1129



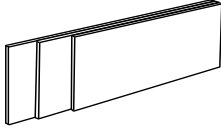
ACCESSORIES TRAY 01-ACCTRAYC Clear 9¹/₄ 10³/₈ 1¹/₈ 1 0.2 \$ 1125



[See Iconic Intro For Ordering Options and Grommet Locations](#)

**TACKBOARDS
FOR WALL MOUNT HUTCHES**

USE OVER 21"H CREDENZA
31" TALL



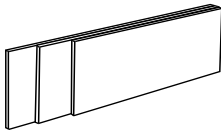
Must Specify (in this order):
Model #
Fabric Vendor, Pattern, and Color

| Model # | Size | COM ydg | COM, 1, 2 or 3 | Grades | | | | | | | |
|-----------|------|---------|-------------------|--------|------|------|------|------|------|------|--|
| | | | | 4 | 5 | 6 | 7 | 8 | 9 | 10 | |
| TB-31108W | 108" | 3.50 | \$ 1014 | 1501 | 1728 | 1959 | 2288 | 2631 | 3030 | 3492 | |
| TB-31102W | 102" | 3.25 | \$ 969 | 1421 | 1632 | 1847 | 2152 | 2471 | 2841 | 3270 | |
| TB-3196W | 96" | 3.00 | \$ 943 | 1360 | 1555 | 1753 | 2035 | 2329 | 2671 | 3067 | |
| TB-3190W | 90" | 2.75 | \$ 899 | 1281 | 1460 | 1642 | 1900 | 2170 | 2483 | 2846 | |
| TB-3184W | 84" | 2.50 | \$ 851 | 1199 | 1361 | 1526 | 1761 | 2006 | 2291 | 2621 | |
| TB-3178W | 78" | 2.50 | \$ 836 | 1184 | 1346 | 1511 | 1746 | 1991 | 2276 | 2606 | |
| TB-3172W | 72" | 2.25 | \$ 772 | 1085 | 1231 | 1380 | 1591 | 1812 | 2068 | 2365 | |
| TB-3166W | 66" | 2.00 | \$ 738 | 1016 | 1146 | 1278 | 1466 | 1662 | 1890 | 2154 | |
| TB-3160W | 60" | 2.00 | \$ 691 | 969 | 1099 | 1231 | 1419 | 1615 | 1843 | 2107 | |
| TB-3154W | 54" | 1.75 | \$ 656 | 899 | 1013 | 1129 | 1293 | 1465 | 1664 | 1895 | |
| TB-3148W | 48" | 1.50 | \$ 598 | 807 | 904 | 1003 | 1144 | 1291 | 1462 | 1660 | |
| TB-3142W | 42" | 1.25 | \$ 539 | 713 | 794 | 877 | 994 | 1117 | 1259 | 1424 | |
| TB-3136W | 36" | 1.25 | \$ 525 | 699 | 780 | 863 | 980 | 1103 | 1245 | 1410 | |
| TB-3130W | 30" | 1.00 | \$ 473 | 612 | 677 | 743 | 837 | 935 | 1049 | 1181 | |

Description
• All Tackboards 78" and Longer will Ship in 2 Pieces

**TACKBOARDS
FOR SURFACE MOUNT HUTCHES**

23" TALL

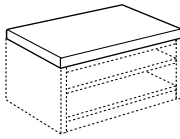


Must Specify (in this order):
Model #
Fabric Vendor, Pattern, and Color

| Model # | Size | COM ydg | COM, 1, 2 or 3 | Grades | | | | | | | |
|-----------|------|---------|-------------------|--------|------|------|------|------|------|------|--|
| | | | | 4 | 5 | 6 | 7 | 8 | 9 | 10 | |
| TB-65108H | 108" | 3.50 | \$ 758 | 1245 | 1472 | 1703 | 2032 | 2375 | 2774 | 3236 | |
| TB-65102H | 102" | 3.25 | \$ 731 | 1183 | 1394 | 1609 | 1914 | 2233 | 2603 | 3032 | |
| TB-6596H | 96" | 3.00 | \$ 707 | 1124 | 1319 | 1517 | 1799 | 2093 | 2435 | 2831 | |
| TB-6590H | 90" | 2.75 | \$ 673 | 1055 | 1234 | 1416 | 1674 | 1944 | 2257 | 2620 | |
| TB-6584H | 84" | 2.50 | \$ 639 | 987 | 1149 | 1314 | 1549 | 1794 | 2079 | 2409 | |
| TB-6578H | 78" | 2.50 | \$ 628 | 976 | 1138 | 1303 | 1538 | 1783 | 2068 | 2398 | |
| TB-6572H | 72" | 2.25 | \$ 566 | 879 | 1025 | 1174 | 1385 | 1606 | 1862 | 2159 | |
| TB-6566H | 66" | 2.00 | \$ 533 | 811 | 941 | 1073 | 1261 | 1457 | 1685 | 1949 | |
| TB-6560H | 60" | 2.00 | \$ 498 | 776 | 906 | 1038 | 1226 | 1422 | 1650 | 1914 | |
| TB-6554H | 54" | 1.75 | \$ 485 | 728 | 842 | 958 | 1122 | 1294 | 1493 | 1724 | |
| TB-6548H | 48" | 1.50 | \$ 436 | 645 | 742 | 841 | 982 | 1129 | 1300 | 1498 | |
| TB-6542H | 42" | 1.25 | \$ 396 | 570 | 651 | 734 | 851 | 974 | 1116 | 1281 | |
| TB-6536H | 36" | 1.25 | \$ 385 | 559 | 640 | 723 | 840 | 963 | 1105 | 1270 | |
| TB-6530H | 30" | 1.00 | \$ 346 | 485 | 550 | 616 | 710 | 808 | 922 | 1054 | |

Description
• All Tackboards 78" and Longer will Ship in 2 Pieces

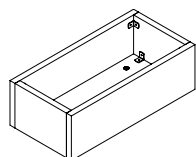
[See Iconic Intro For Ordering Options and Grommet Locations](#)

| Item | Model No. | Width | Depth | Height | Ship Wt | Cubic Ft | List Price | | | | | | |
|---|-----------------|-------|---------|----------------|---------------|----------|------------|------|------|------|------|------|------|
| CUSHIONS | | | | | | | | | | | | | |
|  | | | | | Grades | | | | | | | | |
| | Model # | Size | COM Ydg | COM, 1, 2 or 3 | 4 | 5 | 6 | 7 | 8 | 9 | 10 | L1 | L2 |
| | 65-24108CUSHION | 108" | 3.25 | \$ 790 | 1242 | 1453 | 1668 | 1973 | 2292 | 2662 | 3091 | 1863 | 2321 |
| | 65-2490CUSHION | 90" | 2.75 | \$ 715 | 1097 | 1276 | 1458 | 1716 | 1986 | 2299 | 2662 | 1623 | 2010 |
| | 65-2472CUSHION | 72" | 2.25 | \$ 604 | 917 | 1063 | 1212 | 1423 | 1644 | 1900 | 2197 | 1347 | 1664 |
| | 65-2460CUSHION | 60" | 2.00 | \$ 523 | 801 | 931 | 1063 | 1251 | 1447 | 1675 | 1939 | 1183 | 1465 |
| Must Specify (in this order): | | | | | | | | | | | | | |
| Model # | | | | | | | | | | | | | |
| Fabric Vendor, Pattern and Color | | | | | | | | | | | | | |
| 65-2436CUSHION | 36" | 1.25 | \$ 445 | 619 | 700 | 783 | 900 | 1023 | 1165 | 1330 | 858 | 1034 | |
| 65-2430CUSHION | 30" | 1.25 | \$ 385 | 559 | 640 | 723 | 840 | 963 | 1105 | 1270 | 798 | 974 | |

Description

- Create Bench-Style Seating Over Low Height Storage Units
- Cushions are Shipped with Installation Hardware for Both Fixed and Movable Applications
- Increases Height of Pedestal 2¼"

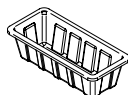
| | | | | | | | |
|--------------------|-----------|------|-----|---|----|-----|--------|
| PLANTER BOX | 01-1909PL | 19 ¼ | 9 ½ | 6 | 16 | 2.0 | \$ 572 |
|--------------------|-----------|------|-----|---|----|-----|--------|



SIN NEW

Description

- Standard With: TFL, Installation Hardware (2-Black and 2-Nickel Bolts), and Horizontal Grain Direction
- Must Specify TFL (T) Color; Available in all Indiana Furniture TFL options
- Can Be Freestanding or Secured with Included Hardware
- Not Intended to Hold Water; Optional Planter Box Insert Sold Separately (See Below)



Options: Specify & Add

| | | |
|-----|-----------------------------------|-------|
| PBI | Planter Box Insert, Black Plastic | \$ 52 |
|-----|-----------------------------------|-------|

Must Specify (in this order):

- Model #
- TFL Color
- Planter Insert

| | | | | | | | |
|---------------------------|----------|-----|----|-----|----|-----|---------|
| VESTA POWER CENTER | 01-PDCTR | 10¾ | 12 | 28¾ | 14 | 2.5 | \$ 1776 |
|---------------------------|----------|-----|----|-----|----|-----|---------|



Description

- Available in White
- 120" Power Cord
- Four (4) Power Outlets, Three (3) on the Base and One (1) on the Top
- Two (2) USB Ports and One (1) USBC Port, All on Top
- Built with Weight Distribution for Optimal Stability
- Base is 5" Tall
