

SEATING+ OCC. TABLES

PRICING EFFECTIVE MAY 13, 2024

Being over a century old hasn't slowed us down! Sure, we are still the reliable, ethical company that was born in southern Indiana, steeped in quality, craftsmanship, and service. But have you seen our latest introductions? We are making a splash with design and challenging the concept of modern offices. Go ahead. Take a look. You know you want to.

Our Pledge to People + Our Planet.

We've been making wood furniture longer than just about anyone...and we want to be doing so for a long time to come. That's a large part of why we take a stewardship approach to our resources. We believe that environmental sustainability and business profits need not be mutually exclusive. They can and should exist side by side in a mutually beneficial relationship. And for more than a century, we've been showing how it's done.

We've proven our commitment to a sustainable future by supporting the standards and programs that protect our home planet and human health. Whether it's local sourcing, reducing contaminants, implementing wellness and safety programs, or diverting waste from landfills, social responsibility is a part of every decision we make at Indiana Furniture.

One of the surest ways to reduce our impact on the planet is to make and buy things that last. And this one's a natural for us. Our products are made with craftsmanship and attention to detail that are a part of our more than a century-long legacy in wood manufacturing. And our products are backed by our 12-year warranty, which facilitates maintenance, servicing and reassembly.

All of our product lines:

- Are manufactured and assembled in the USA,
- Meet or exceed Indoor Air quality standards*,
- Meet or exceed BIFMA level® Sustainability standards and certification*,
- Conform to the BIFMA Compliance standards*,
- Comply with TSCA Title VI (CARB) standards,
- and can contribute to U.S. Green Building's LEED Program.

To learn more, simply go to www.IndianaFurniture.com/resources.



Ease of Specification

Whether you're looking to specify your office spaces or simply to visualize them in the options and surface materials you are desiring, we make it easy. You can find the entire Indiana Furniture portfolio on the following third-party, space-planning platforms.



* Recently launched or new products may still be in testing; Cush Pillows is currently not BIFMA Compliant due to no available compliance test.

General Services Administration, Federal Supply Service

Authorized Federal Supply Schedule Price List Effective June 1, 2024

Multiple Award Schedule, Large Category: Furniture & Furnishings, Subcategories: Office Furniture

Contract Number: 47QSCA19D000A

Current through modification PS-A882, effective 5/13/2024

Contract Period: February 28, 2019 - February 27, 2029

Business Size: Small

CCR Registration: Cage Code 30469

Unique Entity ID: EYB2S42WZ971

Contractor: Indiana Furniture Industries, Inc.

1919 Hospitality Drive, Ste. A

PO Box 270

Jasper, Indiana 47547-0270

Phone: 800-422-5727

Fax: 812-482-9035

Email: Governmentsales@indianafurniture.com

Web: www.IndianaFurniture.com

1a. AWARDED - SPECIAL ITEM NUMBERS:

SIN 33721 - Office Furniture: Includes all furniture placed in an office, such as chairs, desks, etc.

SIN OLM - Order-Level Materials (OLM): OLMs are supplies and/or services acquired in direct support of an individual task or delivery order placed against a Schedule contract or BPA.

1b. LOWEST PRICE MODEL NUMBERS:

SIN 33721 - Model No. 01-WMGRCB \$6.68 NET

1c. HOURLY RATES

SIN 33721 - See 20a

2. MAXIMUM ORDER LIMITATIONS:

SIN 33721 \$250,000

3. MINIMUM ORDER: \$100.

4. GEOGRAPHIC COVERAGE (delivery area): CONUS and District of Columbia.

5. POINT OF PRODUCTION: Jasper, Dubois County, Indiana.

6. DISCOUNTS FROM LIST PRICES:

SIN 33721 \$100 - \$250,000 net 60.7%

7. QUANTITY DISCOUNTS: None

8. PROMPT PAYMENT TERMS: 2% 20 days, Net 45 days from date of invoice. Prompt payment terms do not apply to credit card orders. There is no discount on freight or installation. Information for Ordering Offices: Prompt payment terms cannot be negotiated out of the contractual agreement in exchange for other concessions.

9a. NOTIFICATION that GOVERNMENT PURCHASE CARDS are accepted below the micropurchase threshold: Accepted.

9b. NOTIFICATION that GOVERNMENT PURCHASE CARDS are accepted or not accepted above the micropurchase threshold: Accepted.

10. FOREIGN ITEMS: Indiana Furniture purchases in accordance with all Federal Laws and Regulations.

11a. TIME OF DELIVERY: Items will ship within 30 - 90 days of a properly defined, clean, and approved purchase order.

11b. EXPEDITED DELIVERY: Contact Factory for Availability.

11c. OVERNIGHT and TWO DAY DELIVERY: Not Available.

11d. URGENT REQUIREMENTS: Contact Factory.

12. F.O.B. POINT: F.O.B. Destination freight prepaid and allowed to one Continental U.S. destination. Ownership and responsibility of the merchandise becomes that of the buyer upon delivery. Orders of less than \$3000 (net value, product only) will be assessed a handling charge of \$300.00 net per order. Indiana Furniture delivers in over-the-road trailers (48 or 53 ft. trailers). Any special delivery constraints, such as height limitations, will be the responsibility of the purchaser.
 - 13a. ORDERING ADDRESS: Indiana Furniture Industries, Inc. C/O Servicing Dealer, P. O. Box 270, Jasper, IN 47547-0270.
 - 13b. ORDERING PROCEDURES: For supplies and services, the ordering procedures, information on Blanket Purchase Agreements (BPA's) are found in Federal Acquisition Regulation (FAR) 8.405-3
 14. PAYMENT ADDRESS: (Same as Ordering Address).
 15. WARRANTY PROVISION: Indiana Furniture Industries' commercial warranty.
 16. EXPORT PACKING CHARGES: Contact Factory for Quotation.
 17. GOVERNMENT CREDIT CARDS: Accepted for Payment. Credit card is charged at time of shipment. There is no prompt payment discount on credit card orders.
 18. TERMS and CONDITIONS of RENTAL, MAINTENANCE and REPAIR: Not Applicable.
 19. TERMS and CONDITIONS of INSTALLATION: Installation charged at a rate of 14% of the net price of the purchase order for installation projects up to \$150,000. Installation projects in excess of \$150,000 will be negotiated on a case-by-case basis.
 20. TERMS and CONDITIONS of REPAIR PARTS INDICATING DATE OF PARTS AND ANY DISCOUNT FROM LIST PRICE: Not Applicable
 - 20a. TERMS and CONDITIONS for any OTHER SERVICES:
Office Design/Layout - Interior Designer: \$65.00/hr + IFF
Project Management - Project Manager: \$69.00/hr + IFF
Note: Add IFF to total cost (IFF should not be a separate line item)
 21. LIST OF SERVICE and DISTRIBUTION POINTS: Contact Factory.
 22. LIST OF PARTICIPATING DEALERS: Contact Factory.
 23. PREVENTIVE MAINTENANCE: Contact Factory.
 - 24a. ENVIRONMENTAL ATTRIBUTES: Indiana Furniture is committed to the long term protection of our environment. Visit www.indianafurniture.com for more information regarding ETL certified, levelTM, and information on available credits within the LEED® Building Rating System.
 - 24b. EIT STANDARDS: Not Applicable.
 25. DATA UNIVERSAL NUMBER SYSTEM (DUNS) NUMBER: 00-636-6108
 26. NOTIFICATION REGARDING REGISTRATION IN CENTRAL CONTRACT REGISTRATION (CCR) DATA BASE: Registered.
-

| | |
|---|------------|
| <u>General Information & Conditions of Sale</u> | 2 |
| <u>Warranty</u> | 3 |
| <u>Seating</u> | 5 |
| General Seating Information | 6 |
| Amery Swivel + Guest Seating (150 Series) | 7 |
| Bakerstreet Lounge (400 Series) | 11 |
| Bliss Lounge (375 Series) | 13 |
| Bow Tie Guest Seating + Stools (170 Series) WS | 17 |
| Brea Guest Seating (510 Series) | 19 |
| Breman Swivel + Guest Seating (180 Series) | 21 |
| Britta Guest, Lounge + Tables (230 Series) WS | 25 |
| Cirka Guest Seating (200 Series) | 31 |
| Clutch Task + Swivel Seating (580 Series) | 33 |
| Dab Multi-Purpose Seating (900 Series) | 36 |
| Delphi Guest + High Capacity Seating (260 Series) | 43 |
| Fifteen Lounge + Tables by Pledge (15 Series) | 45 |
| Fifteen Pods + Tables by Pledge (15 Series) | 67 |
| Gleem Guest + High Capacity Seating (390 Series) WS | 79 |
| Gleem+ Guest + Bariatric Seating (390 Series) WS | 85 |
| Halsted Guest Seating (160 Series) | 97 |
| Isla Lounge + Tables (370 Series) | 99 |
| Joy Task + Swivel Seating (850 Series) | 117 |
| Kennerly Swivel + Guest Seating (130 Series) | 125 |
| KickStart Lounge + Tables (550 Series) | 129 |
| Marquee Guest Seating (420 Series) WS | 149 |
| Natta Benches, Stools + Tables by Pledge (NA Series) | 153 |
| Plush Lounge + Tables (620 Series) | 157 |
| Polka Lounge/Bench (PKL Series) | 175 |
| Portia Lounge (570 Series) | 181 |
| Reminisce Swivel + Guest Seating (110 Series) | 183 |
| Rockstar Task + Swivel (100 Series) | 187 |
| Runna Pouffes/Lounge by Pledge (RU Series) | 191 |
| Serenity Guest Seating (SN Series) | 193 |
| Spirit Guest, Lounge & Tables by Pledge (S Series) | 197 |
| Synergy Benches + Stools (8200) | 203 |
| Trift Guest Seating (980 Series) | 209 |
| Triple Play Multi-Height Lounge/Bench (3 Series) | 215 |
| Vive Guest Seating (300 Series) | 217 |
| <u>Accents</u> | 219 |
| Cush Pillows | 220 |
| <u>COM/COL & Graded-In Programs</u> | 223 |
| <u>Occasional Tables</u> | 248 |
| General Occasional Tables Information | 249 |
| Arlington End, Lamp + Magazine Tables (2900 Series) | 250 |
| Bailey End + Cocktail Tables (720 Series) | 253 |
| Britta End + Cocktail (230 Series) | 257 |
| Canvas End + Magazine Tables (6600 Series) | 259 |
| Cicero End, Lamp, Magazine + Console Tables (290 Series) | 261 |
| Gesso End + Magazine Tables (6500 Series) | 263 |
| Isla End, Lamp + Magazine Tables (370 Series) | 265 |
| Jefferson End, Lamp & Magazine Tables (4600 Series) | 269 |
| Jot Auxiliary, End, Cocktail + Console Tables (410 Series) | 271 |
| Madera End, Lamp + Magazine Tables (1400 Series) | 275 |
| Natta Tables by Pledge (NAT Series) | 277 |
| Phoenix End + Magazine Tables (2100 Series) | 279 |
| Plush Cocktail Tables (620 Series) | 281 |
| Spirit Tables by Pledge (S Series) | 285 |

ORDERING INFORMATION

All orders should be emailed to neworders@indianafurniture.com.
Orders can be faxed to 812-482-9035 or mailed to:

Indiana Furniture
P.O. Box 270, 1919 Hospitality Dr., Ste. A
Jasper, IN 47547-0270

ORDER PROCEDURE

All orders must include purchase order number, billing address, ship-to address and phone number, and any special instructions.

When ordering casegoods or tables, give complete quantity, model number, finish and any other options.

When ordering seating, give complete quantity, model number, finish, fabric and any other options.

Within each series, an example of "How to Order" is illustrated at the beginning of each series section. For further clarification of order procedure, contact Customer Service.

PRICING

All prices shown are suggested retail prices F.O.B. Point of Origin, freight prepaid and allowed to one continental US destination. Prices, specifications and materials are subject to change without notice. Possession and/or distribution of this price list does not in itself constitute an offer to sell. Orders can be received only from authorized Indiana Furniture dealers. Orders will be billed at prices prevailing at time of shipment, unless acknowledged prior to the effective date of the price change, in which case billing will be at the price acknowledged.

ACKNOWLEDGMENT

All orders will be acknowledged promptly, showing how the order was entered, its approximate shipping date and other pertinent information. This acknowledgment is the final agreement between the customer and Indiana Furniture and is the exclusive statement of the terms thereof. Please examine this acknowledgment carefully and advise Indiana Furniture immediately of any discrepancies.
Note: Shipping fees will not be listed on the acknowledgment.

BUYER'S OBLIGATION: RIGHTS OF SELLER

If Indiana Furniture shall at any time doubt Buyer's financial responsibility, Indiana Furniture may decline to make shipments hereunder except upon receipt of cash payment in advance or security or other proof of responsibility satisfactory to Indiana Furniture. If buyer fails in any way to fulfill the terms and conditions set forth herein, Indiana Furniture may defer shipments until such default is corrected. Remedies provided herein shall be in addition to, and not in lieu of other remedies. Buyer agrees to abide by payment terms as listed on invoice. Buyer shall pay all reasonable costs and expenses, including attorney and collection fees, and late fees, incurred by Seller in connection with any amounts due for goods ordered.

CANCELLATIONS AND CHANGES

Due to immediate production on build-to-order items, all orders are considered firm and are not subject to cancellation or change without approval from Indiana Furniture. All approved changes are subject to additional charges and revised lead times.

PRODUCT DESIGN AND SPECIFICATION CHANGES

Indiana Furniture reserves the right to make changes in design and construction or discontinue products without prior notice.

REPAIR CHARGES

Indiana Furniture will only pay repair charges if Customer Service gives prior written authorization. No repair charge will be paid without advance approval at which time you will be issued a repair authorization number that will allow you to invoice Indiana Furniture for the completed work.

WAREHOUSE STORAGE CHARGES

If a shipment is held beyond 14 calendar days at your request, a **.084% per calendar day** (2.52% per month) storage charge will be assessed. The effective date will be 14 calendar days after the acknowledged ship date. Further, the prices applied to the order will be those in effect at the time of shipment.

DAMAGED MERCHANDISE

The consignee is responsible for filing claims with the carrier for damage and shortages. Claims for both obvious and concealed damage must be filed within 15 calendar days, and the damaged merchandise must not have been moved from the original receiving location. All damaged merchandise, including the cartons and packing materials, must be retained for inspection by either the carrier or by an Indiana Furniture Sales Representative. Indiana Furniture reserves the right to select the most cost effective way to repair or replace the damaged item. Once you have notified the carrier, please contact Customer Service for further assistance.

GENERAL INFORMATION & CONDITIONS OF SALE

Obvious Damage/Missing Cartons — Do not refuse merchandise damaged in transit. Indiana Furniture recommends the consignee inspect all merchandise upon arrival. If a shipment is received damaged or short, note all information on carrier's copy and your copy of freight bill and delivery receipt. Notify the delivering carrier and file a claim immediately. Pending the results of your claim, either Indiana Furniture or the carrier will cover 100% of the cost to repair or replace the damaged or missing item.

Concealed Damage — If concealed damage is discovered, notify the delivering carrier at once and request an inspection. This must be done within 15 calendar days of delivery. If the carrier will not perform the inspection, you should prepare an affidavit that you contacted them, noting the time and date, and that they failed to comply with your request. This, along with the other papers in your possession, will support the claim. Pending the results of your claim, the cost to repair or replace the item will be covered 1/3 by the carrier and 2/3 by Indiana Furniture for shipments less than a full truckload and 100% by Indiana Furniture for shipments of full truck loads.

RETURN MERCHANDISE

Merchandise will not be accepted for return without a RGA (Return Goods Authorization) issued by Indiana Furniture. We will consider issuing RGA's for the following reasons:

1. Manufacturing defect (inspected by Indiana Furniture representative)
2. Indiana Furniture order processing error
3. Shipping error
4. Mis-marked cartons
5. Duplicated shipments

If you have any questions as to whether your reason for return qualifies for consideration, please contact your Customer Service Representative. Merchandise must be returned within 60 days of the RGA issued date, or within 60 days upon receipt of replacement product to receive credit. Returns due to mis-marked cartons must also be returned in the original cartoning, with shipping labels intact, to receive credit.

All merchandise being returned must be properly packed and protected to ensure no further damage is incurred during transportation back to an Indiana Furniture facility. Upon receipt, all returned merchandise will be thoroughly inspected and the results compared to the reason for return stated on the RGA. Any discrepancies, such as additional damage, signs of usage, missing parts, etc., will result in an adjustment to the amount of credit issued.

DELIVERY AND FREIGHT CHARGES

All shipments are F.O.B. Point of Origin, Jasper, IN, freight prepaid and allowed dock to dock on 53' trailer. Ownership and responsibility of the merchandise becomes that of the buyer upon delivery to the freight company. Shipments into Alaska, Hawaii, Canada, Mexico, Puerto Rico and other exports are freight prepaid and allowed to port of exit.

Indiana Furniture reserves the right to select the most appropriate carrier and routing on all shipments. Indiana Furniture will attempt to accommodate requests for favored carriers and delivery times. Deliveries requested Monday through Thursday, after 3pm, will be assessed a \$300 per truck after hours fee. Deliveries requested after 3pm on Friday or on weekends, will be assessed a \$600 per truck weekend delivery fee.

Inside delivery and installation services are not included in the pricing shown. Any deviation from dock-to-dock delivery, such as but not limited to, non-dock, residential, or inside delivery must be specified on the order. Should these services be requested or required, all charges incurred will be charged to the "Sold To" of the order.

Shipments totaling less than \$3000 (net value, product only) will be assessed a small order fee of \$300 net per shipment. This fee will be reduced for items shipped via small package carriers. For order shipments of \$100 or less, shipped by small package carrier, the fee is \$18. For order shipments over \$100, shipped by small package carrier, the fee is \$40. All shipping fees will be added at the time of invoicing.

BIFMA AND ANSI TESTING

Indiana Furniture is a member of the Business and Institutional Furniture Manufacturer's Association (BIFMA). Tests developed by the BIFMA and approved by the American National Standards Institute (ANSI) determine the strength and durability of casegoods and seating in its everyday use. Although this testing does not serve as a warranty or guarantee, Indiana Furniture products within this price list have been tested by an independent verifying body and meet or exceed applicable BIFMA and ANSI standards.

Subject to the limitations set forth in this warranty, Indiana Furniture Industries, Inc. (“**Indiana Furniture**”) warrants to the original purchaser all product in this price list (“**Product**”) to be free from defects in material and workmanship given normal use for a 12-year period from the date of manufacture. During the applicable warranty period, Indiana Furniture, as its sole obligation, will repair or replace (in Indiana Furniture’s sole discretion) any Product, part, or component covered by this warranty and sold after May 13, 2024, which fails under normal use as a result of a defect in material or workmanship. Normal use is defined as the equivalent of a single shift, 40-hour work week. Indiana Furniture will repair or replace the defective Product, part, or component with a comparable Product, part, or component.

Warranty periods are limited for certain Products and parts as follows:

12-year Warranty (from the date of manufacture)

- Seating Mechanisms
- Veneers
- Laminates
- Casters and Glides

5-year Warranty (from the date of manufacture)

- Triple Play Series
- Electrical Components
- Pneumatic Cylinders
- Textiles, Foam, and Decorative Trim
- Swivel Arm Pads
- Keyboard Kits
- Lighting
- All Height Adjustable Mechanisms

3-year Warranty (from date of shipment)

- Dock 950 Wireless Charger
- Dock 150 Wireless and USB Charger

THIS WARRANTY DOES NOT COVER:

- Damage caused by a carrier or third party
- Normal or routine wear and tear
- Appearance, durability, quality, behavior, colorfastness, or any other attribute of customer’s own materials or any non-standard Indiana Furniture material (including CF Stinson, Maharam, Momentum, Mayer, UltraFabrics, Architex, and other alliance programs) specified by the customer and applied to a Product
- Color, grain or texture of wood, laminate and other covering materials
- Changes in wood or fabric color due to aging or exposure to light

As the manufacturer of the Product, Indiana Furniture stands behind its craftsmanship and pledges to do everything it can to reasonably resolve, as quickly as possible, any problems you may have with the Product within the terms and conditions of this warranty.

If you encounter a defect covered by the foregoing warranty, contact the dealer from whom you purchased the Product. If the dealer is unable to resolve your warranty issues, you should contact Indiana Furniture. Please ensure that you have all of the pertinent facts when contacting the dealer or Indiana Furniture, including the model number and factory order number from the inspection label attached to the Product.

INDIANA FURNITURE IS NOT PROVIDING, AND SPECIFICALLY DISCLAIMS, ANY OTHER WARRANTIES FOR THE PRODUCTS, EXPRESS OR IMPLIED, INCLUDING ANY IMPLIED WARRANTY OF MERCHANTABILITY OR FITNESS FOR A PARTICULAR PURPOSE. INDIANA FURNITURE SHALL NOT BE LIABLE TO THE PURCHASER OR ANY THIRD PARTY FOR CONSEQUENTIAL, INCIDENTAL, INDIRECT, OR SPECIAL DAMAGES, INCLUDING, WITHOUT LIMITATION, DAMAGES ARISING OUT OF OR RESULTING IN ANY MALFUNCTIONS, DELAYS, LOSS OF PROFIT, INTERRUPTION OF BUSINESS, PERSONAL INJURY, BODILY INJURY, DEATH, DISMEMBERMENT, OR PROPERTY DAMAGE.

Indiana Furniture Industries, Inc.
Attn: Customer Service
1919 Hospitality Dr., Ste. A
P.O. Box 270
Jasper, Indiana 47547-0270
800.422.5727
Fax 812.482.9035
custserv@indianafurniture.com



Seating

GRADED-IN PROGRAMS

As a special service to our customers, Indiana Furniture has graded-in upholsteries from multiple fabric partners.

For the entire list of graded-in patterns, memo sample information and contact information, please see the list below and the COM/ COL Graded-In section for more details.

- Anzea
- Arc-Com
- Architex
- CF Stinson
- Camira
- Carnegie
- Concertex
- Cortina
- Designtex
- Guilford of Maine
- Green Hides
- KnollTextiles
- Maharam
- Mayer
- Momentum
- Pallas Textiles
- Spradling
- Ultra Fabrics

PHOTOGRAPHIC FABRIC CARDS

The fabrics represented on Indiana Furniture photographic cards were reproduced using the finest technology available. Each Indiana Furniture photo card has an 800 phone # for your use while ordering free fabric swatches or samples. Please verify your desired fabric before ordering as such orders are not subject to return to Indiana Furniture.

FABRIC REPEATS

Indiana Furniture will make every attempt to match obvious patterns within a single chair from the seat to the back, vertically and horizontally.

Matching fabric patterns from chair to chair may require extra yardage and must be noted on the order to avoid delays in shipments. If the order will require COM to be matched from chair to chair, please contact Customer Service at 800-422-5757 to optimize the yardage for multiple quantities and pattern matching.

FRAMES & GLIDES

All wood frame chairs feature kiln-dried hardwoods which are double-doweled, securely glued, and screwed for maximum joint stability.

Guest chairs ship with nylon glides as standard. Felt glides (FELT) are also available on many of our wood Guest Chairs at no additional charge. Must be specified on the order.

UPHOLSTERY FOAM

All Indiana Furniture chairs consist of a high grade polyurethane foam that meets CAL 117-2013.

FINISH

Indiana Furniture standard seating finishes correspond to casegoods and conferencing finishes and laminates. Minor variations in finish color and value may occur due to the natural characteristics of wood. Consult this price list for specific finish availability within each series.

Special Finishes: Indiana Furniture is able to accommodate our customer's needs for specific finish matches. Please submit a 3"x5" sample panel to Customer Service for quotation and lead time.

FINISH CONTINUED

All Indiana Furniture Chairs feature a catalyzed varnish finish which offers lasting beauty and resistance to normal wear.

Tables will feature our UVAdvantage finish or a catalyzed varnish finish. See individual series for specific information.

An overview of our finishes and laminate options can be found on the inside of the back cover of this price list.

CASTERS & NAIL TRIM

Indiana Furniture contemporary swivel chairs are standard with black hooded dual wheel carpet casters.

All Indiana Furniture traditional seating has brass accents (casters and nail trim) where applicable. Silver accents are available. Please specify (SLVR) at no additional charge.

In addition, some of our traditional seating is available with no nail trim as requested (NONT) at no additional charge. Must be specified on order.

CONTROL OPTIONS

See individual series within this price list for control options and pricing.

Knee-Tilt Control

The Knee-Tilt control features a heavy-duty torsion bar or a spring tension control which allows variable tension for different body sizes and weights, and minimal rise of the seat's front edge. This allows the user's feet to remain planted while reclining to a relaxing position.

CAL 133 CERTIFICATION

California Technical Bulletin 133 (TB133 or CAL133) is a composite fire test for fully-assembled seating manufactured for use in certain public buildings. As such, the certification is specific to the fabric that is used in conjunction with the frame and the barrier. Many Indiana Furniture seating products, in combination with some of our standard fabrics, can be manufactured to meet the requirements for certification. Depending on the frame style, a fire-retardant barrier or fire-retardant foam will be incorporated in the chair construction to provide the best opportunity for a successful CAL133 burn test.

The cost of the test is \$1122 (net) which includes the test, freight to the test facility and the fully-assembled test sample. Once payment has been made, please allow approximately 6-8 weeks for the production of the chair and the completion of the test. Once we receive the successful certification, the order may be placed allowing for 1 week extra lead time using the "CAL" prefix on the model number with an upcharge of \$170 list per chair. Please contact Customer Service at 800.422.5727 to order the test.

If you do not need the actual Certification, but wish to have the chairs manufactured to meet the regulation, we can upholster the chair using the fire-retardant components at the \$154 list upcharge per chair. Please order the appropriate frame allowing for 1 week extra lead time, using the "CAL" prefix in front of the model number.

| | | |
|-----|----------------------------|---------|
| CAL | California Test Cost (NET) | \$ 1122 |
| | Up Charge Per Chair | \$ 170 |

Please note that if you wish to have Certification on a COM material, Indiana Furniture must approve the fabric according to the COM policy as well.

Alluring curves, optional tufted craftsmanship, intricate wood detailing, and precisely placed trim nails make Amery a showpiece of fine traditional design. Swivels feature swivel-tilt control with pneumatic height adjustment. Solid hardwood frames provide for a smooth and radiant finish.

CONSTRUCTION

- Exposed wood components are manufactured using select maple and are free of spirits, discoloration, pits, shakes, and wormholes
- All chair joints are double-doweled or mortised and tenoned, screwed, and glued for maximum strength and durability
- All seats feature corner blocking
- Frames are individually hand assembled and sanded prior to being finished
- Non-marring nylon glides included in each leg at floor level
- If applicable, caster options include hooded casters available in black, brass and silver or choose black soft casters for hard surfaces
- High Grade Polyurethane Foam, 1½" thick in the seat and back
- Textiles are sewn with double stitch seams
- High quality sinuous springs with weight distribution rods ensure a comfortable seating application
- Rated for users up to 275lbs
- Ships fully assembled

HOW TO ORDER EXAMPLE

| Model No. | Description | Example |
|-----------|--------------|----------------------|
| 154TB | Finish | LW |
| | Upholstery | Cortina Caprone Snow |
| | Nail Trim | NABRS |
| | Control | STD |
| | Caster | BRCS |
| | Glide Option | - |

WOOD FINISHES

Indiana Furniture uses a multi-step, hand finishing process on all exposed wood frames.

Chairs feature a catalyzed varnish finish which offers durability, lasting beauty, and resistance to normal wear.

| | | | |
|-----|---------------------|-----|---------------------|
| AW | Artisan Walnut | MW | Mahogany Walnut |
| AS | Asian Night | MAS | Mesa Sunset* |
| BW | Beigewood* | MTS | Metropolis Sky |
| BL | Black | MNR | Midnight Run |
| CO | Columbian Walnut | NTM | Natural Marrone* |
| DC | Dark Cherry | ORW | Oak Riftwood* |
| DFW | Dark Forest Walnut* | PNW | Pinnacle Walnut |
| WH | Designer White | PTK | Portico Teak* |
| EF | Espresso | RC | River Cherry* |
| FO | Fawn Oak* | SCH | Select Cherry |
| FLW | Florence Walnut* | SPW | Sepia Walnut* |
| GC | Golden Cherry | SKC | Shaker Cherry |
| HVM | Harvest Maple* | SBP | Smoky Brown Pear* |
| HW | Harvest Walnut | TK | Studio Teak |
| HNW | Henna Walnut | SM | Sugar Maple |
| KHE | Kirsche | WTA | Weathered Ash* |
| LW | Legacy Walnut | WNB | White Nebbia |
| | | WC | Williamsburg Cherry |

* Finish is Low Sheen

UPHOLSTERY OPTIONS

Available in single upholstery in a wide variety of graded-in or contract options, including fabric, vinyl, and leather.

NAIL TRIM OPTIONS

| | | |
|-------|------------------|--------|
| NABRS | Brass Nail Trim | STD |
| NSLVR | Silver Nail Trim | \$ N/C |
| NONT | No Nail Trim | \$ N/C |

CONTROL OPTIONS (IF APPLICABLE)

| | | |
|-----|--|--------|
| STD | Swivel-Tilt with Adjustable Tension Spring | STD |
| KT | Knee-Tilt Control | \$ 299 |

CASTER OPTIONS (IF APPLICABLE)

| | | |
|------|-------------------------------------|--------|
| BRCS | Brass Hooded Casters | STD |
| BLCS | Black Hooded Casters | \$ N/C |
| SLCS | Silver Hooded Casters | \$ N/C |
| BHC | Black Soft Caster for Hard Surfaces | \$ N/C |

GLIDE OPTIONS (FOR MODELS WITHOUT CASTERS)

| | | |
|------|--------------|--------|
| STD | Nylon Glides | STD |
| FELT | Felt Glides | \$ N/C |

CERTIFICATIONS & COMPLIANCE


- CAL 117-2013 Compliance
- Intertek Sustainability Certified
- BIFMA level® Certified
- BIFMA Compliant® Certified
- TSCA Title VI (CARB) Compliance
- Contributes to LEED®, Green Globes®, and WELL® Sustainable Programs




Tufted High Back
Swivel: 154TB
[\(See Details\)](#)



Tufted Mid
Back Swivel: 152TB
[\(See Details\)](#)




Tufted High
Back Guest: 155TB
[\(See Details\)](#)




Tufted Mid
Back Guest: 156TB
[\(See Details\)](#)




High
Back Swivel: 154
[\(See Details\)](#)



Mid
Back Swivel: 152
[\(See Details\)](#)



High
Back Guest: 155
[\(See Details\)](#)



Mid
Back Guest: 156
[\(See Details\)](#)

| Item | Model No. | Chair Width | Chair Depth | Chair Height | Seat Width | Seat Depth | Seat Height | Arm Height | Ship Wt | Cubic Ft |
|-------------------------|-----------|-------------|-------------|--------------|------------|------------|-------------|------------|---------|----------|
| TUFTED HIGH BACK SWIVEL | 154TB | 26½ | 28½ | 41-45 | 20½ | 17 | 19-22½ | 26-30 | 62 | 20 |



Must Specify (in this order):

- Model #
- Finish
- Upholstery
- Nail Trim
- Control
- Caster

Description

- Standard with: Swivel Tilt Control with Adjustable Tension, Pneumatic Height Adjustment, Tufted Back, Brass Nail Trim, 5-Star Base with Decorative Hardwood Caps, and Brass Hooded Dual Wheel Casters
- Four Caster Options ([See Caster Details](#))
- Knee-Tilt Control Option

| List Price/Grade | Yards | COM/1 | 2 | 3 | 4 | 5 | 6 | 7 | 8 | 9 | 10 | L1 | L2 |
|-------------------|-------|---------|------|------|------|------|------|------|------|------|------|------|------|
| Single Upholstery | 3.75 | \$ 3160 | 3355 | 3520 | 3681 | 3925 | 4173 | 4525 | 4893 | 5320 | 5815 | 4398 | 4926 |

| | | | | | | | | | | |
|------------------------|-------|-----|-----|-------|-----|----|--------|-------|----|------|
| TUFTED MID BACK SWIVEL | 152TB | 26½ | 28½ | 37-41 | 20½ | 17 | 19-22½ | 26-30 | 52 | 23.2 |
|------------------------|-------|-----|-----|-------|-----|----|--------|-------|----|------|



Must Specify (in this order):

- Model #
- Finish
- Upholstery
- Nail Trim
- Control
- Caster

Description

- Standard with: Swivel Tilt Control with Adjustable Tension, Pneumatic Height Adjustment, Tufted Back, Brass Nail Trim, 5-Star Base with Decorative Hardwood Caps, and Brass Hooded Dual Wheel Casters
- Four Caster Options ([See Caster Details](#))
- Knee-Tilt Control Option

| List Price/Grade | Yards | COM/1 | 2 | 3 | 4 | 5 | 6 | 7 | 8 | 9 | 10 | L1 | L2 |
|-------------------|-------|---------|------|------|------|------|------|------|------|------|------|------|------|
| Single Upholstery | 3.25 | \$ 3070 | 3239 | 3382 | 3522 | 3733 | 3948 | 4253 | 4572 | 4942 | 5371 | 4143 | 4601 |

| | | | | | | | | | | |
|------------------------|-------|-----|-----|-----|-----|----|-----|-----|----|------|
| TUFTED HIGH BACK GUEST | 155TB | 26½ | 29½ | 41½ | 20½ | 17 | 18½ | 27¼ | 42 | 26.5 |
|------------------------|-------|-----|-----|-----|-----|----|-----|-----|----|------|



Must Specify (in this order):

- Model #
- Finish
- Upholstery
- Nail Trim
- Glide

Description

- Standard with: Tufted Back, Brass Nail Trim, and Nylon Glides
- Optional Silver Trim

| List Price/Grade | Yards | COM/1 | 2 | 3 | 4 | 5 | 6 | 7 | 8 | 9 | 10 | L1 | L2 |
|-------------------|-------|---------|------|------|------|------|------|------|------|------|------|------|------|
| Single Upholstery | 3.75 | \$ 2606 | 2801 | 2966 | 3127 | 3371 | 3619 | 3971 | 4339 | 4766 | 5261 | 3844 | 4372 |

| | | | | | | | | | | |
|-----------------------|-------|-----|-----|-----|-----|----|-----|-----|----|------|
| TUFTED MID BACK GUEST | 156TB | 26½ | 29½ | 35½ | 20½ | 17 | 18½ | 27¼ | 32 | 20.7 |
|-----------------------|-------|-----|-----|-----|-----|----|-----|-----|----|------|



Must Specify (in this order):

- Model #
- Finish
- Upholstery
- Nail Trim
- Glide

Description

- Standard with: Tufted Back, Brass Nail Trim, and Nylon Glides
- Optional Silver Trim

| List Price/Grade | Yards | COM/1 | 2 | 3 | 4 | 5 | 6 | 7 | 8 | 9 | 10 | L1 | L2 |
|-------------------|-------|---------|------|------|------|------|------|------|------|------|------|------|------|
| Single Upholstery | 3.25 | \$ 2468 | 2637 | 2780 | 2920 | 3131 | 3346 | 3651 | 3970 | 4340 | 4769 | 3541 | 3999 |

For ordering options, [see overview at the beginning of this section.](#)

| Item | Model No. | Chair Width | Chair Depth | Chair Height | Seat Width | Seat Depth | Seat Height | Arm Height | Ship Wt | Cubic Ft |
|------------------|-----------|-------------|-------------|--------------|------------|------------|-------------|------------|---------|----------|
| HIGH BACK SWIVEL | 154 | 26½ | 28½ | 41-45 | 20½ | 17 | 19-22½ | 26-30 | 62 | 20 |



Must Specify (in this order):

Model #
Finish
Upholstery
Nail Trim
Control
Caster

Description

- Standard with: Swivel Tilt Control with Adjustable Tension, Pneumatic Height Adjustment, Brass Nail Trim, 5-Star Base with Decorative Hardwood Caps, and Brass Hooded Dual Wheel Casters
- Four Caster Options ([See Caster Details](#))
- Knee-Tilt Control Option

| List Price/Grade | Yards | COM/1 | 2 | 3 | 4 | 5 | 6 | 7 | 8 | 9 | 10 | L1 | L2 |
|-------------------|-------|---------|------|------|------|------|------|------|------|------|------|------|------|
| Single Upholstery | 2.50 | \$ 2940 | 3070 | 3180 | 3288 | 3450 | 3615 | 3850 | 4095 | 4380 | 4710 | 3765 | 4118 |

| | | | | | | | | | | |
|-----------------|-----|-----|-----|-------|-----|----|--------|-------|----|------|
| MID BACK SWIVEL | 152 | 26½ | 28½ | 37-41 | 20½ | 17 | 19-22½ | 26-30 | 52 | 23.2 |
|-----------------|-----|-----|-----|-------|-----|----|--------|-------|----|------|



Must Specify (in this order):

Model #
Finish
Upholstery
Nail Trim
Control
Caster

Description

- Standard with: Swivel Tilt Control with Adjustable Tension, Pneumatic Height Adjustment, Brass Nail Trim, 5-Star Base with Decorative Hardwood Caps, and Brass Hooded Dual Wheel Casters
- Four Caster Options ([See Caster Details](#))
- Knee-Tilt Control Option

| List Price/Grade | Yards | COM/1 | 2 | 3 | 4 | 5 | 6 | 7 | 8 | 9 | 10 | L1 | L2 |
|-------------------|-------|---------|------|------|------|------|------|------|------|------|------|------|------|
| Single Upholstery | 2.50 | \$ 2814 | 2944 | 3054 | 3162 | 3324 | 3489 | 3724 | 3969 | 4254 | 4584 | 3639 | 3992 |

| | | | | | | | | | | |
|-----------------|-----|-----|-----|-----|-----|----|-----|-----|----|------|
| HIGH BACK GUEST | 155 | 26½ | 29½ | 41½ | 20½ | 17 | 18½ | 27¼ | 42 | 26.5 |
|-----------------|-----|-----|-----|-----|-----|----|-----|-----|----|------|



Must Specify (in this order):

Model #
Finish
Upholstery
Nail Trim
Glide

Description

- Standard with: Brass Nail Trim
- Optional Silver Trim

| List Price/Grade | Yards | COM/1 | 2 | 3 | 4 | 5 | 6 | 7 | 8 | 9 | 10 | L1 | L2 |
|-------------------|-------|---------|------|------|------|------|------|------|------|------|------|------|------|
| Single Upholstery | 2.50 | \$ 2437 | 2567 | 2677 | 2785 | 2947 | 3112 | 3347 | 3592 | 3877 | 4207 | 3262 | 3615 |

| | | | | | | | | | | |
|----------------|-----|-----|-----|-----|-----|----|-----|-----|----|------|
| MID BACK GUEST | 156 | 26½ | 29½ | 35½ | 20½ | 17 | 18½ | 27¼ | 32 | 20.7 |
|----------------|-----|-----|-----|-----|-----|----|-----|-----|----|------|



Must Specify (in this order):

Model #
Finish
Upholstery
Nail Trim
Glide

Description

- Standard with: Brass Nail Trim
- Optional Silver Trim

| List Price/Grade | Yards | COM/1 | 2 | 3 | 4 | 5 | 6 | 7 | 8 | 9 | 10 | L1 | L2 |
|-------------------|-------|---------|------|------|------|------|------|------|------|------|------|------|------|
| Single Upholstery | 2.50 | \$ 2272 | 2402 | 2512 | 2620 | 2782 | 2947 | 3182 | 3427 | 3712 | 4042 | 3097 | 3450 |

For ordering options, [see overview at the beginning of this section.](#)

Bakerstreet Lounge boasts a traditional rolled arm design that will complement a variety of working styles. The thick seat cushion coupled with high quality resilient sheet webbing makes this series extraordinarily comfortable, while the welt cord and nail trim showcase the detail and craftsmanship that goes into every model. Whether you looking to outfit the front entrance, an executive office, private nook, or anything in between, Bakerstreet portrays the level of distinguished sophistication you are looking for.

CONSTRUCTION

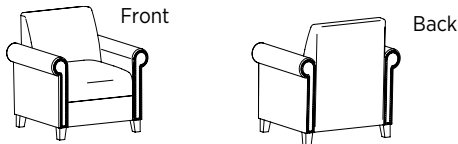
- Frames are kiln-dried hardwoods and structurally engineered hardwood plywood
- Exposed wood frame members are selected from the highest grades of hardwoods and are free of spirits, discoloration, pits, shakes, and wormholes; European Beech on legs
- Joints are double-doweled or mortised and tenoned, screwed, and glued for maximum strength and durability
- High Grade Polyurethane Foam, 3¼" thick in the seat and 2" in the back
- Non-marring adjustable nylon guides included in each leg at floor level
- High quality resilient sheet webbing ensures a comfortable seating application
- Features nail trim on front and back side of arm
- Rated for users up to 275lbs
- Ships fully assembled

HOW TO ORDER EXAMPLE

| Model No. | Description | Example |
|-----------|-------------|-------------------------------|
| 400 | Finish | GC |
| | Upholstery | Momentum Cover Cloth Graphite |
| | Nail Trim | NABRS |

NAIL TRIM

| | | |
|-------|------------------|--------|
| NABRS | Brass Nail Trim | STD |
| NSLVR | Silver Nail Trim | \$ N/C |

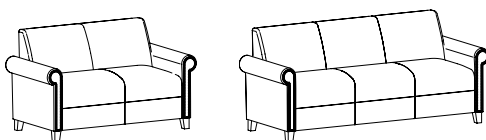


UPHOLSTERY OPTIONS

Available in single upholstery in a wide variety of graded-in or contract options, including fabric, vinyl, and leather.

Some upholsterys are considered directional, such as stripes, patterns and plaids. Each upholstery is reviewed by production for the best application. Some upholsterys may require the pattern to be cut up the roll, which create additional seams in the seats and backs of select units. [See the COL/COM Form for additional details.](#)

Additional seams for the 4002 Settee and 4003 Sofa when upholstery is cut up the roll.



WOOD FINISHES

Indiana Furniture uses a multi-step, hand finishing process on all exposed wood frames.

Chairs feature a catalyzed varnish finish which offers durability, lasting beauty, and resistance to normal wear.


| | | | |
|-----|---------------------|-----|---------------------|
| AW | Artisan Walnut | MW | Mahogany Walnut |
| AS | Asian Night | MAS | Mesa Sunset* |
| BW | Beigewood* | MTS | Metropolis Sky |
| BL | Black | MNR | Midnight Run |
| CO | Columbian Walnut | NTM | Natural Marrone* |
| DC | Dark Cherry | ORW | Oak Riftwood* |
| DFW | Dark Forest Walnut* | PNW | Pinnacle Walnut |
| WH | Designer White | PTK | Portico Teak* |
| EF | Espresso | RC | River Cherry* |
| FO | Fawn Oak* | SCH | Select Cherry |
| FLW | Florence Walnut* | SPW | Sepia Walnut* |
| GC | Golden Cherry | SKC | Shaker Cherry |
| HVM | Harvest Maple* | SBP | Smoky Brown Pear* |
| HW | Harvest Walnut | TK | Studio Teak |
| HNW | Henna Walnut | SM | Sugar Maple |
| KHE | Kirsche | WTA | Weathered Ash* |
| LW | Legacy Walnut | WNB | White Nebbia |
| | | WC | Williamsburg Cherry |

* Finish is Low Sheen

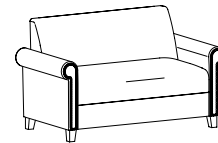
CERTIFICATIONS & COMPLIANCE

- CAL 117-2013 Compliance
- Intertek Sustainability Certified
- BIFMA level® Certified
- BIFMA Compliant® Certified
- TSCA Title VI (CARB) Compliance
- Contributes to LEED®, Green Globes®, and WELL® Sustainable Programs

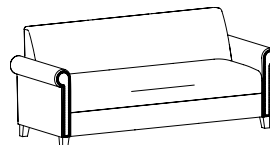
STATEMENT OF LINE




Club Chair: 400
[\(See Details\)](#)



Settee: 4002
[\(See Details\)](#)




Sofa: 4003
[\(See Details\)](#)



Enhance your space with Cush Pillows.
[See Product Details.](#)

| Item | Model No. | Chair Width | Chair Depth | Chair Height | Seat Width | Seat Depth | Seat Height | Arm Height | Ship Wt | Cubic Ft |
|------------|-----------|-------------|-------------|--------------|------------|------------|-------------|------------|---------|----------|
| CLUB CHAIR | 400 | 33 | 28 | 32½ | 22 | 19 | 18¾ | 23½ | 94 | 24.0 |



Description

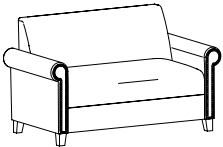
- Standard with: Brass Nail Trim and Nylon Glides
- Optional Silver Trim ([See Options](#))

Must Specify (in this order):

Model #
Finish
Upholstery
Nail Trim

| List Price/Grade | Yards | COM/1 | 2 | 3 | 4 | 5 | 6 | 7 | 8 | 9 | 10 | L1 | L2 |
|-------------------|-------|---------|------|------|------|------|------|------|------|------|------|------|------|
| Single Upholstery | 5.75 | \$ 2815 | 3114 | 3367 | 3614 | 3988 | 4368 | 4908 | 5472 | 6127 | 6886 | 4713 | 5523 |

| | | | | | | | | | | |
|--------|------|----|----|-----|----|----|-----|-----|-----|------|
| SETTEE | 4002 | 55 | 28 | 32½ | 44 | 19 | 18¾ | 23½ | 118 | 42.6 |
|--------|------|----|----|-----|----|----|-----|-----|-----|------|



Description

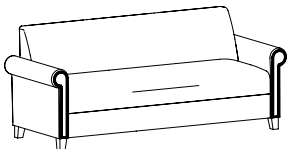
- Standard with: Brass Nail Trim and Nylon Glides
- Optional Silver Trim ([See Options](#))

Must Specify (in this order):

Model #
Finish
Upholstery
Nail Trim

| List Price/Grade | Yards | COM/1 | 2 | 3 | 4 | 5 | 6 | 7 | 8 | 9 | 10 | L1 | L2 |
|-------------------|-------|---------|------|------|------|------|------|------|------|------|------|------|------|
| Single Upholstery | 7.25 | \$ 3736 | 4113 | 4432 | 4744 | 5215 | 5694 | 6375 | 7086 | 7912 | 8869 | 6129 | 7151 |

| | | | | | | | | | | |
|------|------|----|----|-----|----|----|-----|-----|-----|------|
| SOFA | 4003 | 77 | 28 | 32½ | 66 | 19 | 18¾ | 23½ | 140 | 55.8 |
|------|------|----|----|-----|----|----|-----|-----|-----|------|



Description

- Standard with: Brass Nail Trim and Nylon Glides
- Optional Silver Trim ([See Options](#))

Must Specify (in this order):

Model #
Finish
Upholstery
Nail Trim

| List Price/Grade | Yards | COM/1 | 2 | 3 | 4 | 5 | 6 | 7 | 8 | 9 | 10 | L1 | L2 |
|-------------------|-------|---------|------|------|------|------|------|------|------|------|-------|------|------|
| Single Upholstery | 8.25 | \$ 4513 | 4942 | 5305 | 5660 | 6196 | 6741 | 7516 | 8325 | 9265 | 10354 | 7236 | 8399 |

For ordering options, [see overview at the beginning of this section.](#)

The Bliss lounge collection introduces purity in shape and geometric form. This urbanized lounge collection features an optional tablet and provides a relaxed atmosphere for casual meetings. All pieces rest on exposed wood or polished chrome and are available in both fabric and leather.

CONSTRUCTION

- Frames are kiln-dried hardwoods and structurally engineered hardwood plywood
- Exposed wood frame members are selected from the highest grades of hardwoods and are free of spirits, discoloration, pits, shakes, and wormholes; European Beech on legs and arm caps
- Joints are double-doweled or mortised and tenoned, screwed, and glued for maximum strength and durability
- High Grade Polyurethane Foam, 3¼" thick in the seat and 2" in the back
- Non-marring adjustable nylon guides included in each leg at floor level
- High quality resilient sheet webbing ensures a comfortable seating application
- Rated for users up to 275lbs
- Ships fully assembled


HOW TO ORDER EXAMPLE

| Model No. | Description | Example |
|-----------|--------------------|--------------------------|
| 377 | Finish | TT |
| | Primary Upholstery | CF Stinson Velocity Mars |
| | Accent Upholstery | CF Stinson Ace Poppy |
| | Power | ECSL |
| | Tablet, Color | WL, TT |
| | Arm Cap | STD |
| | Leg | WLEG |

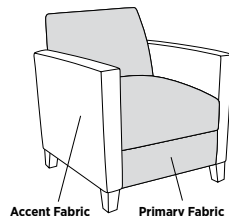
UPHOLSTERY OPTIONS

Available in single or contrasting upholstery in a wide variety of graded-in or contract options, including fabric, vinyl, and leather.

Single Upholstery

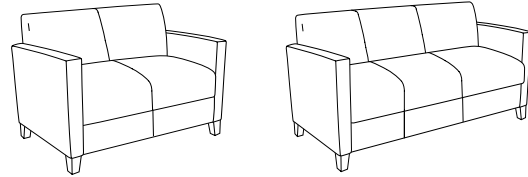


Contrasting Upholstery



UPHOLSTERY OPTIONS CONTINUED

Some upholsterys are considered directional, such as stripes, patterns and plaids. Each upholstery is reviewed by production for the best application. Some upholsterys may require the pattern to be cut up the roll, which create additional seams in the seats and backs of select units. [See the COL/COM Form for additional details.](#)



Additional seams for the 3772 Settee and 3773 Sofa when upholstery is cut up the roll.

LEG OPTIONS

| | | |
|------|--|-----|
| WLEG | Wood Leg, Specify Finish (See Finish Colors) | STD |
| CLEG | Chrome Leg | N/C |

ARM CAP OPTIONS

| | | |
|------|---|--------|
| STD | Upholstered Arm | STD |
| WCAP | Wood Cap (same finish as WLEG, if applicable) | \$ 154 |
| SCAP | Solid Surface Cap (See Color Options) | \$ 702 |

TABLET OPTIONS

| | | |
|----|--|---------|
| PL | Left Black Melamine Writing Tablet | \$ 388 |
| SL | Left Solid Surface Writing Tablet, Must Specify (See Color Options) | \$ 1195 |
| WL | Left Wood Writing Tablet, Must Specify (See Finish Colors) | \$ 563 |
| PR | Right Black Melamine Writing Tablet | \$ 388 |
| SR | Right Solid Surface Writing Tablet, Must Specify (See Color Options) | \$ 1195 |
| WR | Right Wood Writing Tablet, Must Specify (See Finish Colors) | \$ 563 |

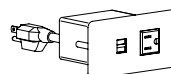
Note: Specified as if you are standing, looking at the chair.

POWER OPTIONS

Note: Specified as if you are standing, looking at the chair.

Power ports are installed on the side of the unit 10¾" up from glide and 6¾" in from the front of the arm.

| | | |
|------|--------------------|--------|
| ECSL | Left Port, Silver | \$ 975 |
| ECSR | Right Port, Silver | \$ 975 |
| ECBL | Left Port, Black | \$ 975 |
| ECBR | Right Port, Black | \$ 975 |



1 Electrical Power and 2 USB Outlets

WOOD FINISHES

Indiana Furniture uses a multi-step, hand finishing process on all exposed wood frames. Chair legs and arm caps feature a catalyzed varnish finish which offers durability, lasting beauty, and resistance to normal wear.

Tablet arms feature UVAdvantage, an ultra-violet finish, on all exposed surfaces by utilizing roll-coat UV technology.

| | | | |
|-----|------------------------|-----|-----------------------|
| AW | Artisan Walnut** | MAS | Mesa Sunset**,** |
| AS | Asian Night** | MTS | Metropolis Sky** |
| BW | Beigewood* | MNR | Midnight Run |
| BL | Black | NTM | Natural Marrone* |
| CO | Columbian Walnut** | ORW | Oak Riftwood*,** |
| DC | Dark Cherry** | PNW | Pinnacle Walnut** |
| DFW | Dark Forest Walnut*,** | PTK | Portico Teak* |
| WH | Designer White | RC | River Cherry* |
| EF | Espresso** | SCH | Select Cherry** |
| FO | Fawn Oak**,** | SPW | Sepia Walnut* |
| FLW | Florence Walnut* | SKC | Shaker Cherry** |
| GC | Golden Cherry** | SBP | Smoky Brown Pear* |
| HVM | Harvest Maple* | TK | Studio Teak |
| HW | Harvest Walnut** | SM | Sugar Maple** |
| HNW | Henna Walnut** | WTA | Weathered Ash**,** |
| KHE | Kirsche | WNB | White Nebbia |
| LW | Legacy Walnut** | WC | Williamsburg Cherry** |
| MW | Mahogany Walnut** | | |

* Finish is Low Sheen

** Available on Tablet Arms


SOLID SURFACE OPTIONS

| | | | |
|----|--------------|-----|--------------|
| AR | Arroyo | SNW | Snow White |
| PE | Pebble Beach | SN | Starry Night |
| SE | Sedona | TN | Tundra |


CERTIFICATIONS & COMPLIANCE

- CAL 117-2013 Compliance
- Intertek Sustainability Certified
- BIFMA level® Certified
- BIFMA Compliant® Certified
- TSCA Title VI (CARB) Compliance
- Contributes to LEED®, Green Globes®, and WELL® Sustainable Programs


STATEMENT OF LINE




Club Chair:
377
[\(See Details\)](#)



Settee Chair:
3772
[\(See Details\)](#)




Sofa Chair:
3773
[\(See Details\)](#)



Enhance your space with Cush Pillows. [See Product Details.](#)

| Item | Model No. | Chair Width | Chair Depth | Chair Height | Seat Width | Seat Depth | Seat Height | Arm Height | Ship Wt | Cubic Ft |
|------------|-----------|-------------|-------------|--------------|------------|------------|-------------|------------|---------|----------|
| CLUB CHAIR | 377 | 29 | 28½ | 34¼ | 22 | 19½ | 19¼ | 26 | 92 | 24.0 |



Description

- Standard with: Upholstered Arm and Wood Leg
- Available with Contrasting Upholstery ([See Details](#))
- Additional Options: Chrome Legs ([See Options](#)), Arm Caps ([Arm Options](#)), Tablet Arm ([Tablet Options](#)), and Power ([See Locations](#))


Must Specify (in this order):

- Model #
- Primary Upholstery
- Accent Upholstery
- Power
- Tablet Arm
- Tablet Color
- Arm Cap
- Leg
- Finish

| List Price/Grade | Yards | COM/1 | 2 | 3 | 4 | 5 | 6 | 7 | 8 | 9 | 10 | L1 | L2 |
|------------------------|-------|---------|------|------|------|------|------|------|------|------|------|------|------|
| Single Upholstery | 6.00 | \$ 2350 | 2662 | 2926 | 3184 | 3574 | 3970 | 4534 | 5122 | 5806 | 6598 | 4330 | 5176 |
| Contrasting Upholstery | | | | | | | | | | | | | |
| Primary | 2.25 | \$ 2350 | 2467 | 2566 | 2663 | 2809 | 2958 | 3169 | 3390 | 3646 | 3943 | 3093 | 3410 |
| Accent | 3.75 | \$ 0 | 195 | 360 | 521 | 765 | 1012 | 1365 | 1732 | 2160 | 2655 | 1237 | 1766 |

SETTEE

| | | | | | | | | | |
|------|----|-----|-----|----|-----|-----|----|-----|------|
| 3772 | 51 | 28½ | 34¼ | 44 | 19½ | 19¼ | 26 | 116 | 42.6 |
|------|----|-----|-----|----|-----|-----|----|-----|------|



Description

- Standard with: Upholstered Task Height Arm and Wood Leg
- Available with Contrasting Upholstery ([See Details](#))
- Additional Options: Chrome Legs ([See Options](#)), Arm Caps ([Arm Options](#)), Tablet Arm ([Tablet Options](#)), and Power ([See Locations](#))


Must Specify (in this order):

- Model #
- Primary Upholstery
- Accent Upholstery
- Power
- Tablet Arm
- Tablet Color
- Arm Cap
- Leg
- Finish

| List Price/Grade | Yards | COM/1 | 2 | 3 | 4 | 5 | 6 | 7 | 8 | 9 | 10 | L1 | L2 |
|------------------------|-------|---------|------|------|------|------|------|------|------|------|------|------|------|
| Single Upholstery | 8.00 | \$ 3043 | 3459 | 3811 | 4155 | 4675 | 5203 | 5955 | 6739 | 7651 | 8707 | 5683 | 6811 |
| Contrasting Upholstery | | | | | | | | | | | | | |
| Primary | 4.25 | \$ 3043 | 3264 | 3451 | 3634 | 3910 | 4191 | 4590 | 5007 | 5491 | 6052 | 4446 | 5045 |
| Accent | 3.75 | \$ 0 | 195 | 360 | 521 | 765 | 1012 | 1365 | 1732 | 2160 | 2655 | 1237 | 1766 |

SOFA

| | | | | | | | | | |
|------|----|-----|-----|----|-----|-----|----|-----|------|
| 3773 | 73 | 28½ | 34¼ | 66 | 19½ | 19¼ | 26 | 138 | 55.8 |
|------|----|-----|-----|----|-----|-----|----|-----|------|



Description

- Standard with: Upholstered Task Height Arm and Wood Leg
- Available with Contrasting Upholstery ([See Details](#))
- Additional Options: Chrome Legs ([See Options](#)), Arm Caps ([Arm Options](#)), Tablet Arm ([Tablet Options](#)), and Power ([See Locations](#))

Must Specify (in this order):

- Model #
- Primary Upholstery
- Accent Upholstery
- Power
- Tablet Arm
- Tablet Color
- Arm Cap
- Leg
- Finish

| List Price/Grade | Yards | COM/1 | 2 | 3 | 4 | 5 | 6 | 7 | 8 | 9 | 10 | L1 | L2 |
|------------------------|-------|---------|------|------|------|------|------|------|------|------|-------|------|------|
| Single Upholstery | 9.25 | \$ 3759 | 4240 | 4647 | 5045 | 5646 | 6257 | 7126 | 8033 | 9087 | 10308 | 6812 | 8116 |
| Contrasting Upholstery | | | | | | | | | | | | | |
| Primary | 4.50 | \$ 3759 | 3993 | 4191 | 4385 | 4677 | 4974 | 5397 | 5838 | 6351 | 6945 | 5244 | 5879 |
| Accent | 4.75 | \$ 0 | 247 | 456 | 660 | 969 | 1283 | 1729 | 2195 | 2736 | 3363 | 1568 | 2237 |

For ordering options, [see overview at the beginning of this section.](#)

The Bow Tie collection harmonizes classic design with modern panache. Combining elegance and grace with scale, proportion, and functionality, these stackable guest chairs are offered in a wood slat back, half upholstered back, and a fully upholstered back with the ability to stack 4 chairs high. The companion counter height and bar stools are offered in the wood slat back with optional scuff plates in aluminum or black on the footrest.

CONSTRUCTION

- Exposed wood frames are manufactured using European Beech and are free of spirits, discoloration, pits, shakes, and wormholes
- All chair joints are double-doweled or mortised and tenoned, screwed, and glued for maximum strength and durability
- All seats feature corner blocking
- Frames are individually hand assembled and sanded prior to being finished
- Non-marring nylon glides included in each leg at floor level
- High Grade Polyurethane Foam, 1½" thick in the seat and 1" thick in the back
- Textiles are sewn with double stitch seams
- High quality resilient sheet webbing ensures a comfortable seating application
- Rated for users up to 275lbs
- Ships fully assembled

HOW TO ORDER EXAMPLE

| Model No. | Description | Example |
|-----------|---------------------|-----------------------------|
| 178 | Finish | EF |
| | Upholstery | Momentum Cover Cloth Vesper |
| | Glides | FELT |
| | Scuff Plates, Color | SP, Black |

WOOD FINISHES

Indiana Furniture uses a multi-step, hand finishing process on all exposed wood frames.

Chairs feature a catalyzed varnish finish which offers durability, lasting beauty, and resistance to normal wear.

| | |
|-------------------------|------------------------|
| AW Artisan Walnut | MW Mahogany Walnut |
| AS Asian Night | MAS Mesa Sunset* |
| BW Beigewood* | MTS Metropolis Sky |
| BL Black | MNR Midnight Run |
| CO Columbian Walnut | NTM Natural Marrone* |
| DC Dark Cherry | ORW Oak Riftwood* |
| DFW Dark Forest Walnut* | PNW Pinnacle Walnut |
| WH Designer White | PTK Portico Teak* |
| EF Espresso | RC River Cherry* |
| FO Fawn Oak* | SCH Select Cherry |
| FLW Florence Walnut* | SPW Sepia Walnut* |
| GC Golden Cherry | SKC Shaker Cherry |
| HVM Harvest Maple* | SBP Smoky Brown Pear* |
| HW Harvest Walnut | TK Studio Teak |
| HNW Henna Walnut | SM Sugar Maple |
| KHE Kirsche | WTA Weathered Ash* |
| LW Legacy Walnut | WNB White Nebbia |
| | WC Williamsburg Cherry |

* Finish is Low Sheen

WALL SAVER DESIGN

All of the Bow Tie chairs and barstools feature a wall saver design. With Bow Tie's contoured frame, any unit can be placed against a wall without concern of scrtaching or scuffing.



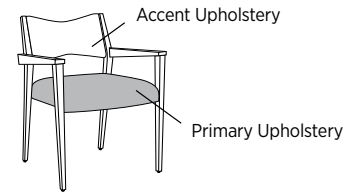
UPHOLSTERY OPTIONS

Available in single or contrasting upholsteries (select models) in a wide variety of graded-in or contract options, including fabric, vinyl, and leather.

Single Upholstery



Contrasting Upholstery



SCUFF PLATES (ON STOOLS)

| | | |
|-----|---|-------|
| STD | No Scuff Plate | STD |
| SP | Scuff Plate, Must Specify Black or Aluminum | \$ 98 |

GLIDE OPTIONS

| | | |
|------|--------------|--------|
| STD | Nylon Glides | STD |
| FELT | Felt Glides | \$ N/C |

CERTIFICATIONS & COMPLIANCE

- CAL 117-2013 Compliance
- Intertek Sustainability Certified
- BIFMA level® Certified
- BIFMA Compliant® Certified
- TSCA Title VI (CARB) Compliance
- Contributes to LEED®, Green Globes®, and WELL® Sustainable Programs

STATEMENT OF LINE



Guest with Wood Slat Back: 173



Guest with ½ Upholstered Back: 175



Guest with Full Upholstered Back: 176



Counter Height Stool: 178



Bar Height Stool: 179

[\(See Details for all models\)](#)

| Item | Model No. | Chair Width | Chair Depth | Chair Height | Seat Width | Seat Depth | Seat Height | Arm Height | Ship Wt | Cubic Ft |
|----------------------|-----------|--------------------------------|-------------|--------------------------------|--------------------------------|--------------------------------|-------------|------------|---------|----------|
| GUEST WITH WOOD BACK | 173 | 23 ⁷ / ₈ | 23 | 33 ³ / ₄ | 20 ¹ / ₈ | 19 ³ / ₄ | 20 | 26 | 28 | 16.9 |



WS

Must Specify (in this order):
 Model #
 Finish
 Upholstery
 Glide

Description

- Wall-Saver Design; Stacks Up to 4 High

| List Price/Grade | Yards | COM/1 | 2 | 3 | 4 | 5 | 6 | 7 | 8 | 9 | 10 | L1 | L2 |
|-------------------|-------|---------|------|------|------|------|------|------|------|------|------|------|------|
| Single Upholstery | 1.00 | \$ 1246 | 1298 | 1342 | 1385 | 1450 | 1516 | 1610 | 1708 | 1822 | 1954 | 1576 | 1717 |

| | | | | | | | | | | |
|---------------------------------|-----|--------------------------------|----|--------------------------------|--------------------------------|----|----|----|----|------|
| GUEST WITH 1/2 UPHOLSTERED BACK | 175 | 23 ⁷ / ₈ | 23 | 33 ³ / ₄ | 20 ¹ / ₈ | 19 | 20 | 26 | 28 | 16.9 |
|---------------------------------|-----|--------------------------------|----|--------------------------------|--------------------------------|----|----|----|----|------|



WS

Must Specify (in this order):
 Model #
 Finish
 Primary Upholstery
 Accent Upholstery
 Glide

Description

- Available with Contrasting Upholstery ([See Details](#))
- Wall-Saver Design; Stacks Up to 4 High

| List Price/Grade | Yards | COM/1 | 2 | 3 | 4 | 5 | 6 | 7 | 8 | 9 | 10 | L1 | L2 |
|------------------------|-------|---------|------|------|------|------|------|------|------|------|------|------|------|
| Single Upholstery | 1.50 | \$ 1339 | 1417 | 1483 | 1548 | 1645 | 1744 | 1885 | 2032 | 2203 | 2401 | 1834 | 2046 |
| Contrasting Upholstery | | | | | | | | | | | | | |
| Primary | 1.00 | \$ 1351 | 1403 | 1447 | 1490 | 1555 | 1621 | 1715 | 1813 | 1927 | 2059 | 1681 | 1822 |
| Accent | 0.75 | \$ 0 | 39 | 72 | 104 | 153 | 203 | 273 | 347 | 432 | 531 | 248 | 353 |

| | | | | | | | | | | |
|----------------------------------|-----|--------------------------------|----|--------------------------------|--------------------------------|--------------------------------|----|----|----|------|
| GUEST WITH FULL UPHOLSTERED BACK | 176 | 23 ⁷ / ₈ | 23 | 33 ³ / ₄ | 20 ¹ / ₈ | 17 ³ / ₄ | 20 | 26 | 28 | 16.9 |
|----------------------------------|-----|--------------------------------|----|--------------------------------|--------------------------------|--------------------------------|----|----|----|------|



WS

Must Specify (in this order):
 Model #
 Finish
 Primary Upholstery
 Accent Upholstery
 Glide

Description

- Available with Contrasting Upholstery ([See Details](#))
- Wall-Saver Design; Stacks Up to 4 High

| List Price/Grade | Yards | COM/1 | 2 | 3 | 4 | 5 | 6 | 7 | 8 | 9 | 10 | L1 | L2 |
|------------------------|-------|---------|------|------|------|------|------|------|------|------|------|------|------|
| Single Upholstery | 1.50 | \$ 1483 | 1561 | 1627 | 1692 | 1789 | 1888 | 2029 | 2176 | 2347 | 2545 | 1978 | 2190 |
| Contrasting Upholstery | | | | | | | | | | | | | |
| Primary | 1.00 | \$ 1495 | 1547 | 1591 | 1634 | 1699 | 1765 | 1859 | 1957 | 2071 | 2203 | 1825 | 1966 |
| Accent | 0.75 | \$ 0 | 39 | 72 | 104 | 153 | 203 | 273 | 347 | 432 | 531 | 248 | 353 |

| | | | | | | | | | | | |
|---------------------------------------|-----|-----------------|--------------------------------|--------------------------------|----|--------------------------------|----|----|---|----|------|
| BAR AND COUNTER STOOLS WITH WOOD BACK | 179 | Barstool Height | 18 ³ / ₄ | 20 ¹ / ₄ | 41 | 18 ³ / ₄ | 17 | 31 | - | 24 | 10.7 |
| | 178 | Counter Height | 18 ³ / ₄ | 20 ¹ / ₄ | 36 | 18 ³ / ₄ | 17 | 26 | - | 22 | 10.7 |



WS

Must Specify (in this order):
 Model #
 Finish
 Upholstery
 Glide
 Scuff Plate

Description

- Wall-Saver Design
- Optional Scuff Plate ([Scuff Plate Options](#))

| List Price/Grade | Yards | COM/1 | 2 | 3 | 4 | 5 | 6 | 7 | 8 | 9 | 10 | L1 | L2 |
|-------------------|-------|---------|------|------|------|------|------|------|------|------|------|------|------|
| Single Upholstery | 1.00 | \$ 1389 | 1441 | 1485 | 1528 | 1593 | 1659 | 1753 | 1851 | 1965 | 2097 | 1719 | 1860 |

For ordering options, [see overview at the beginning of this section.](#)

The warmth of wood blends with supportive comfort in Brea to deliver an enduring design suited for a multitude of applications. Solid hardwood frames provide for a smooth and radiant finish.

CONSTRUCTION

- Exposed wood frames are manufactured using European Beech and are free of spirits, discoloration, pits, shakes, and wormholes
- All chair joints are double-doweled or mortised and tenoned, screwed, and glued for maximum strength and durability
- All seats feature corner blocking
- Frames are individually hand assembled and sanded prior to being finished
- Non-marring nylon glides included in each leg at floor level
- High Grade Polyurethane Foam, 2½" thick in the seat and 1½" thick in the back
- Textiles are sewn with double stitch seams
- High quality resilient sheet webbing ensures a comfortable seating application
- Rated for users up to 275lbs
- Ships fully assembled

HOW TO ORDER EXAMPLE

| Model No. | Description | Example |
|-----------|-------------|-----------------------|
| 516 | Finish | GC |
| | Upholstery | Maharam Abacus Cellar |
| | Glides | STD |

WOOD FINISHES

Indiana Furniture uses a multi-step, hand finishing process on all exposed wood frames.

Chairs feature a catalyzed varnish finish which offers durability, lasting beauty, and resistance to normal wear.

| | | | |
|-----|---------------------|-----|---------------------|
| AW | Artisan Walnut | MAS | Mesa Sunset* |
| AS | Asian Night | MTS | Metropolis Sky |
| BW | Beigewood* | MNR | Midnight Run |
| BL | Black | NTM | Natural Marrone* |
| CO | Columbian Walnut | ORW | Oak Riftwood* |
| DC | Dark Cherry | PNW | Pinnacle Walnut |
| DFW | Dark Forest Walnut* | PTK | Portico Teak* |
| WH | Designer White | RC | River Cherry* |
| EF | Espresso | SCH | Select Cherry |
| FO | Fawn Oak* | SPW | Sepia Walnut* |
| FLW | Florence Walnut* | SKC | Shaker Cherry |
| GC | Golden Cherry | SBP | Smoky Brown Pear* |
| HVM | Harvest Maple* | TK | Studio Teak |
| HW | Harvest Walnut | SM | Sugar Maple |
| HNW | Henna Walnut | WTA | Weathered Ash* |
| KHE | Kirsche | WNB | White Nebbia |
| LW | Legacy Walnut | WC | Williamsburg Cherry |
| MW | Mahogany Walnut | | |

* Finish is Low Sheen

UPHOLSTERY OPTIONS

Available in single upholstery in a wide variety of graded-in or contract options, including fabric, vinyl, and leather.

GLIDE OPTIONS

| | | |
|------|--------------|--------|
| STD | Nylon Glides | STD |
| FELT | Felt Glides | \$ N/C |

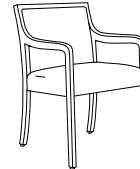
CERTIFICATIONS & COMPLIANCE

- Seat and back comply with CAL 117-2013
- Intertek Sustainability Certified
- BIFMA level® Certified
- BIFMA Compliant® Certified
- TSCA Title VI (CARB) Compliance
- Contributes to LEED®, Green Globes®, and WELL® Sustainable Programs

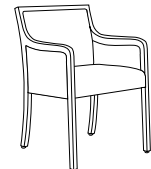
STATEMENT OF LINE



Guest with Fully Upholstered Back: 516
[\(See Details\)](#)

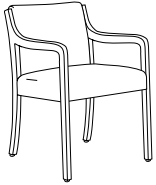


Guest with Wood Framed, Upholstered Back, Open Arms: 517
[\(See Details\)](#)



Guest with Wood Framed, Upholstered Back, Closed Arms: 519
[\(See Details\)](#)

| Item | Model No. | Chair Width | Chair Depth | Chair Height | Seat Width | Seat Depth | Seat Height | Arm Height | Ship Wt | Cubic Ft |
|----------------------------------|-----------|-------------|-------------|--------------|------------|------------|-------------|------------|---------|----------|
| GUEST WITH FULL UPHOLSTERED BACK | 516 | 23 | 24 | 33½ | 20 | 18½ | 18½ | 26½ | 28 | 16.9 |



Description

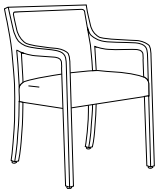
- Standard with: Nylon Glides

| List Price/Grade | Yards | COM/1 | 2 | 3 | 4 | 5 | 6 | 7 | 8 | 9 | 10 | L1 | L2 |
|-------------------|-------|---------|------|------|------|------|------|------|------|------|------|------|------|
| Single Upholstery | 1.50 | \$ 1247 | 1325 | 1391 | 1456 | 1553 | 1652 | 1793 | 1940 | 2111 | 2309 | 1742 | 1954 |

Must Specify (in this order):

- Model #
- Upholstery
- Finish
- Glide

| | | | | | | | | | | |
|--|-----|----|----|-----|----|-----|-----|-----|----|------|
| GUEST WITH WOOD FRAMED BACK, OPEN ARMS | 517 | 23 | 24 | 33¼ | 20 | 18½ | 18½ | 26½ | 28 | 16.9 |
|--|-----|----|----|-----|----|-----|-----|-----|----|------|



Description

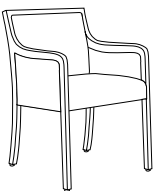
- Standard with: Nylon Glides

| List Price/Grade | Yards | COM/1 | 2 | 3 | 4 | 5 | 6 | 7 | 8 | 9 | 10 | L1 | L2 |
|-------------------|-------|---------|------|------|------|------|------|------|------|------|------|------|------|
| Single Upholstery | 1.50 | \$ 1258 | 1336 | 1402 | 1467 | 1564 | 1663 | 1804 | 1951 | 2122 | 2320 | 1753 | 1965 |

Must Specify (in this order):

- Model #
- Upholstery
- Finish
- Glide

| | | | | | | | | | | |
|--|-----|----|----|-----|----|-----|-----|-----|----|------|
| GUEST WITH WOOD FRAMED BACK, CLOSED ARMS | 519 | 23 | 24 | 33¼ | 20 | 18½ | 18½ | 26½ | 30 | 16.9 |
|--|-----|----|----|-----|----|-----|-----|-----|----|------|



Description

- Standard with: Nylon Glides

| List Price/Grade | Yards | COM/1 | 2 | 3 | 4 | 5 | 6 | 7 | 8 | 9 | 10 | L1 | L2 |
|-------------------|-------|---------|------|------|------|------|------|------|------|------|------|------|------|
| Single Upholstery | 2.00 | \$ 1499 | 1603 | 1691 | 1777 | 1907 | 2039 | 2227 | 2423 | 2651 | 2915 | 2159 | 2441 |

Must Specify (in this order):

- Model #
- Upholstery
- Finish
- Glide

For ordering options, [see overview at the beginning of this section.](#)

Traditional splendor and elegant styling is showcased in Breman's stately and timeless wing-back presentation. Precisely placed trim nails, pillow headrest, Queen Anne legs, and button-tufted or plain back models add detail and versatility to this collection. Swivels feature swivel-tilt control with pneumatic height adjustment.

CONSTRUCTION

- Exposed wood components and chair frame are manufactured using European Beech and are free of spirits, discoloration, pits, shakes, and wormholes; base caps are manufactured using select maple
- All chair joints are double-doweled or mortised and tenoned, screwed, and glued for maximum strength and durability
- All seats feature corner blocking
- Frames are individually hand assembled and sanded prior to being finished
- Non-marring nylon glides included in each leg at floor level
- If applicable, caster options include hooded casters available in black, brass and silver or choose black soft casters for hard surfaces
- High Grade Polyurethane Foam, 2" thick in the seat and back
- Textiles are sewn with double stitch seams
- High quality resilient sheet webbing ensures a comfortable seating application
- Rated for users up to 275lbs
- Ships fully assembled

HOW TO ORDER EXAMPLE

| Model No. | Description | Example |
|-----------|-------------|----------------------------|
| 184TB | Finish | SCH |
| | Upholstery | Green Hides Vulcano Strata |
| | Nail Trim | NABRS |
| | Control | STD |
| | Casters | BRCS |

WOOD FINISHES

Indiana Furniture uses a multi-step, hand finishing process on all exposed wood frames.

Chairs feature a catalyzed varnish finish which offers durability, lasting beauty, and resistance to normal wear.

| | | | |
|-----|---------------------|-----|---------------------|
| AW | Artisan Walnut | MW | Mahogany Walnut |
| AS | Asian Night | MAS | Mesa Sunset* |
| BW | Beigewood* | MTS | Metropolis Sky |
| BL | Black | MNR | Midnight Run |
| CO | Columbian Walnut | NTM | Natural Marrone* |
| DC | Dark Cherry | ORW | Oak Riftwood* |
| DFW | Dark Forest Walnut* | PNW | Pinnacle Walnut |
| WH | Designer White | PTK | Portico Teak* |
| EF | Espresso | RC | River Cherry* |
| FO | Fawn Oak* | SCH | Select Cherry |
| FLW | Florence Walnut* | SPW | Sepia Walnut* |
| GC | Golden Cherry | SKC | Shaker Cherry |
| HVM | Harvest Maple* | SBP | Smoky Brown Pear* |
| HW | Harvest Walnut | TK | Studio Teak |
| HNW | Henna Walnut | SM | Sugar Maple |
| KHE | Kirsche | WTA | Weathered Ash* |
| LW | Legacy Walnut | WNB | White Nebbia |
| | | WC | Williamsburg Cherry |

* Finish is Low Sheen

UPHOLSTERY OPTIONS

Available in single upholstery in a wide variety of graded-in or contract options, including fabric, vinyl, and leather.

NAIL TRIM OPTIONS

| | | |
|-------|------------------|--------|
| NABRS | Brass Nail Trim | STD |
| NSLVR | Silver Nail Trim | \$ N/C |
| NONT | No Nail Trim | \$ N/C |

CONTROL OPTIONS (IF APPLICABLE)


| | | |
|-----|--|--------|
| STD | Swivel-Tilt with Adjustable Tension Spring | STD |
| KT | Knee-Tilt Control | \$ 299 |

CASTER OPTIONS (IF APPLICABLE)


| | | |
|------|-------------------------------------|--------|
| BRCS | Brass Hooded Casters | STD |
| BLCS | Black Hooded Casters | \$ N/C |
| SLCS | Silver Hooded Casters | \$ N/C |
| BHC | Black Soft Caster for Hard Surfaces | \$ N/C |

CERTIFICATIONS & COMPLIANCE

- Seat and back comply with CAL 117-2013
- Intertek Sustainability Certified
- BIFMA level® Certified
- BIFMA Compliant® Certified
- TSCA Title VI (CARB) Compliance
- Contributes to LEED®, Green Globes®, and WELL® Sustainable Programs



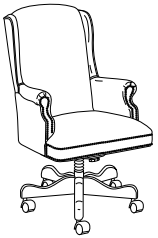
Tufted High Back
Swivel: 184TB
[\(See Details\)](#)



Tufted High Back
Guest: 186TB
[\(See Details\)](#)



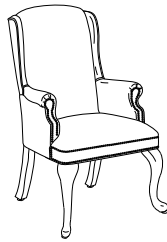
High Pillow Back
Swivel: 184PB
[\(See Details\)](#)



High Back Swivel:
184
[\(See Details\)](#)




Mid Back Swivel:
182
[\(See Details\)](#)



High Back Guest:
186
[\(See Details\)](#)

| Item | Model No. | Chair Width | Chair Depth | Chair Height | Seat Width | Seat Depth | Seat Height | Arm Height | Ship Wt | Cubic Ft |
|-------------------------|-----------|-------------|-------------|--------------|------------|------------|-------------|------------|---------|----------|
| TUFTED HIGH BACK SWIVEL | 184TB | 28 | 26½ | 42-46 | 19 | 18½ | 16½-20½ | 24½-28½ | 74 | 20 |



Description


- Standard with: Swivel Tilt Control with Adjustable Tension, Pneumatic Height Adjustment, Tufted Back, Brass Nail Trim, 5-Star Base with Decorative Hardwood Caps, and Brass Hooded Dual Wheel Casters
- Additional Options: Silver Trim ([Nail Trim Options](#)), Soft Casters or Hooded Casters ([Casters Options](#)), and Knee-Tilt Control Option ([See Details](#))

Must Specify (in this order):

- Model #
- Finish
- Upholstery
- Nail Trim
- Control
- Caster

| List Price/Grade | Yards | COM/1 | 2 | 3 | 4 | 5 | 6 | 7 | 8 | 9 | 10 | L1 | L2 |
|-------------------|-------|---------|------|------|------|------|------|------|------|------|------|------|------|
| Single Upholstery | 4.25 | \$ 3128 | 3349 | 3536 | 3719 | 3995 | 4276 | 4675 | 5092 | 5576 | 6137 | 4531 | 5130 |

| | | | | | | | | | | |
|------------------------|-------|----|----|-----|----|-----|----|-----|----|------|
| TUFTED HIGH BACK GUEST | 186TB | 28 | 30 | 43½ | 19 | 18½ | 18 | 26½ | 54 | 27.7 |
|------------------------|-------|----|----|-----|----|-----|----|-----|----|------|



Description


- Standard with: Tufted Back, Queen Anne Legs, and Brass Nail Trim
- Optional Silver Trim ([Nail Trim Options](#))

Must Specify (in this order):

- Model #
- Finish
- Upholstery
- Nail Trim

| List Price/Grade | Yards | COM/1 | 2 | 3 | 4 | 5 | 6 | 7 | 8 | 9 | 10 | L1 | L2 |
|-------------------|-------|---------|------|------|------|------|------|------|------|------|------|------|------|
| Single Upholstery | 4.25 | \$ 2485 | 2706 | 2893 | 3076 | 3352 | 3633 | 4032 | 4449 | 4933 | 5494 | 3888 | 4487 |

| | | | | | | | | | | |
|-------------------------|-------|----|-----|-------|----|-----|---------|---------|----|----|
| HIGH PILLOW BACK SWIVEL | 184PB | 28 | 26½ | 42-46 | 19 | 18½ | 16½-20½ | 24½-28½ | 74 | 20 |
|-------------------------|-------|----|-----|-------|----|-----|---------|---------|----|----|



Description

- Standard with: Swivel Tilt Control with Adjustable Tension, Pneumatic Height Adjustment, Pillow Back Headrest, Brass Nail Trim, 5-Star Base with Decorative Hardwood Caps, and Brass Hooded Dual Wheel Casters
- Additional Options: Silver Trim ([Nail Trim Options](#)), Soft Casters or Hooded Casters ([Casters Options](#)), and Knee-Tilt Control Option ([See Details](#))

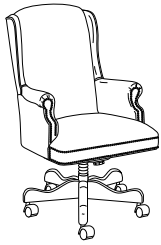
Must Specify (in this order):

- Model #
- Finish
- Upholstery
- Nail Trim
- Control
- Caster

| List Price/Grade | Yards | COM/1 | 2 | 3 | 4 | 5 | 6 | 7 | 8 | 9 | 10 | L1 | L2 |
|-------------------|-------|---------|------|------|------|------|------|------|------|------|------|------|------|
| Single Upholstery | 4.00 | \$ 3110 | 3318 | 3494 | 3666 | 3926 | 4190 | 4566 | 4958 | 5414 | 5942 | 4430 | 4994 |

For ordering options, [see overview at the beginning of this section.](#)

| Item | Model No. | Chair Width | Chair Depth | Chair Height | Seat Width | Seat Depth | Seat Height | Arm Height | Ship Wt | Cubic Ft |
|------------------|-----------|-------------|-------------|--------------|------------|------------|-------------|------------|---------|----------|
| HIGH BACK SWIVEL | 184 | 28 | 26½ | 42-46 | 19 | 18½ | 16½-20½ | 24½-28½ | 74 | 25.8 |



Description


- Standard with: Swivel Tilt Control with Adjustable Tension, Pneumatic Height Adjustment, Brass Nail Trim, 5-Star Base with Decorative Hardwood Caps, and Brass Hooded Dual Wheel Casters
- Additional Options: Silver Trim ([Nail Trim Options](#)), Soft Casters or Hooded Casters ([Casters Options](#)), and Knee-Tilt Control Option ([See Details](#))

| List Price/Grade | Yards | COM/1 | 2 | 3 | 4 | 5 | 6 | 7 | 8 | 9 | 10 | L1 | L2 |
|-------------------|-------|---------|------|------|------|------|------|------|------|------|------|------|------|
| Single Upholstery | 3.75 | \$ 2904 | 3099 | 3264 | 3425 | 3669 | 3917 | 4269 | 4637 | 5064 | 5559 | 4142 | 4670 |

Must Specify (in this order):

- Model #
- Finish
- Upholstery
- Nail Trim
- Control
- Caster

| | | | | | | | | | | |
|-----------------|-----|----|----|-----|----|-----|----|-----|----|------|
| HIGH BACK GUEST | 186 | 28 | 30 | 43½ | 19 | 18½ | 18 | 26½ | 54 | 27.7 |
|-----------------|-----|----|----|-----|----|-----|----|-----|----|------|



Description

- Standard with: Queen Anne Legs and Brass Nail Trim
- Optional Silver Trim ([Nail Trim Options](#))

| List Price/Grade | Yards | COM/1 | 2 | 3 | 4 | 5 | 6 | 7 | 8 | 9 | 10 | L1 | L2 |
|-------------------|-------|---------|------|------|------|------|------|------|------|------|------|------|------|
| Single Upholstery | 3.75 | \$ 2230 | 2425 | 2590 | 2751 | 2995 | 3243 | 3595 | 3963 | 4390 | 4885 | 3468 | 3996 |

Must Specify (in this order):

- Model #
- Finish
- Upholstery
- Nail Trim

| | | | | | | | | | | |
|-----------------|-----|----|-----|-------|----|-----|---------|---------|----|----|
| MID BACK SWIVEL | 182 | 28 | 26½ | 39-43 | 19 | 18½ | 16½-20½ | 24½-28½ | 74 | 20 |
|-----------------|-----|----|-----|-------|----|-----|---------|---------|----|----|



Description

- Standard with: Swivel Tilt Control with Adjustable Tension, Pneumatic Height Adjustment, Brass Nail Trim, 5-Star Base with Decorative Hardwood Caps, and Brass Hooded Dual Wheel Casters
- Additional Options: Silver Trim ([Nail Trim Options](#)), Soft Casters or Hooded Casters ([Casters Options](#)), and Knee-Tilt Control Option ([See Details](#))

| List Price/Grade | Yards | COM/1 | 2 | 3 | 4 | 5 | 6 | 7 | 8 | 9 | 10 | L1 | L2 |
|-------------------|-------|---------|------|------|------|------|------|------|------|------|------|------|------|
| Single Upholstery | 3.75 | \$ 2772 | 2967 | 3132 | 3293 | 3537 | 3785 | 4137 | 4505 | 4932 | 5427 | 4010 | 4538 |

Must Specify (in this order):

- Model #
- Finish
- Upholstery
- Nail Trim
- Control
- Caster

For ordering options, [see overview at the beginning of this section.](#)

The Britta Collection showcases a Mid-Century Scandinavian aesthetic with an appealing contemporary feel. The guest, single lounge, and settee all feature a wall-saver design. Choose from an open or closed arm in an array of wood finishes, with complementing tables available in two edge styles, to create an inviting space with warm and energetic sensibility.

CONSTRUCTION

- High Grade Polyurethane Foam, 1¼- 2½" thick in the seat and 1½ -2½" in the tapered back
- The wood veneer table tops are 1" thick and are made of select grade sliced Walnut, Cherry, Maple, or composite veneers for maximum grain and color consistency
- The knife edge profile features a 5-ply balanced construction with a solid hardwood rim; the square edge profile features a 3-ply balanced construction with a 3mm veneer edge band
- The aprons and legs are solid maple hardwood and ship with adjustable glides
- Rated for users up to 275lbs
- Chairs and tables ship fully assembled

HOW TO ORDER EXAMPLE

GUEST AND LOUNGE

| Model No. | Description | Example |
|-----------|--------------------|------------------------------|
| 246 | Finish | DFW |
| | Primary Upholstery | Mayer Fabrics Fiji Aluminum |
| | Accent Upholstery | Mayer Fabrics Fedora Bitumen |
| | Glides | STD |

TABLES

| Model No. | Description | Example |
|------------|---------------|---------|
| 231-1818ET | Edge Profile | K |
| | Veneer Finish | DFW |

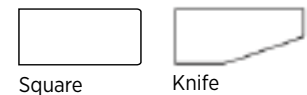
WALL SAVER DESIGN

All of the Britta chairs feature a wall saver design. With Britta's contoured frame, any unit can be placed against a wall without concern of scrtaching or scuffing.



TABLE EDGE PROFILE

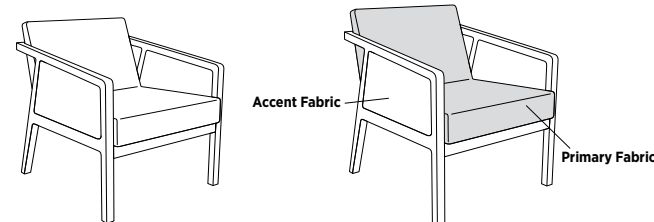
- Y Square Edge
- K Knife Edge



UPHOLSTERY OPTIONS

Available in single or contrasting upholsteries in a wide variety of graded-in or contract options, including fabric, vinyl, and leather.

Single Upholstery Contrasting Upholstery



WOOD FINISHES ON SEATING

Indiana Furniture uses a multi-step, hand finishing process on all exposed wood frames, offering distinctive grain clarity, superior resistance to normal wear, and ease of maintenance.

| | | | |
|-----|---------------------|-----|---------------------|
| AW | Artisan Walnut | MAS | Mesa Sunset* |
| AS | Asian Night | MTS | Metropolis Sky |
| BW | Beigewood* | MNR | Midnight Run |
| BL | Black | NTM | Natural Marrone* |
| CO | Columbian Walnut | ORW | Oak Riftwood* |
| DC | Dark Cherry | PNW | Pinnacle Walnut |
| DFW | Dark Forest Walnut* | PTK | Portico Teak* |
| WH | Designer White | RC | River Cherry* |
| EW | Espresso | SCH | Select Cherry |
| FO | Fawn Oak* | SPW | Sepia Walnut* |
| FLW | Florence Walnut* | SKC | Shaker Cherry |
| GC | Golden Cherry | SBP | Smoky Brown Pear* |
| HW | Harvest Walnut | TK | Studio Teak |
| HNW | Henna Walnut | SM | Sugar Maple |
| KHE | Kirsche | WTA | Weathered Ash* |
| LW | Legacy Walnut | WNB | White Nebbia |
| MW | Mahogany Walnut | WC | Williamsburg Cherry |

* Finish is Low Sheen

VENEER (W) OPTIONS ON TABLES

Veneer tops feature UVAdvantage, an ultra-violet finish, on all exposed surfaces by utilizing roll-coat UV technology. Apron rails and table legs use a multi-step, hand finished process with a catalyzed finish.

| | | | |
|-----|--------------------|-----|---------------------|
| AW | Artisan Walnut | LW | Legacy Walnut |
| CO | Columbian Walnut | MW | Mahogany Walnut |
| DC | Dark Cherry | MTS | Metropolis Sky |
| DFW | Dark Forest Walnut | PNW | Pinnacle Walnut |
| EW | Espresso | SCH | Select Cherry |
| GC | Golden Cherry | SKC | Shaker Cherry |
| HW | Harvest Walnut | SM | Sugar Maple |
| HNW | Henna Walnut | WC | Williamsburg Cherry |

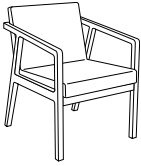
GLIDE OPTIONS

| | | |
|------|--------------|--------|
| STD | Nylon Glides | STD |
| FELT | Felt Glides | \$ N/C |

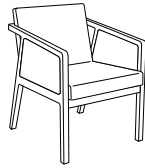
CERTIFICATIONS & COMPLIANCE

- CAL 117-2013 Compliance
- Intertek Sustainability Certified
- BIFMA level® Certified
- BIFMA Compliant® Certified
- TSCA Title VI (CARB) Compliance
- Contributes to LEED®, Green Globes®, and WELL® Sustainable Programs


Seating + Tables




Open Arm Guest:
235
[\(See Details\)](#)



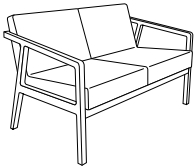
Closed Arm Guest:
245
[\(See Details\)](#)



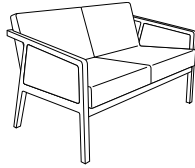
Open Arm Lounge:
236
[\(See Details\)](#)




Closed Arm Lounge:
246
[\(See Details\)](#)



Open Arm Settee:
2362
[\(See Details\)](#)



Closed Arm Settee:
2462
[\(See Details\)](#)




Enhance your space with
Cush Pillows. [See Product Details.](#)



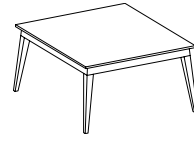
Square End Table:
231-1818ET
[\(See Details\)](#)



Square Cocktail Table:
231-2323SCT
[\(See Details\)](#)

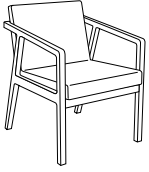


Rectangular Cocktail Table:
231-4723RCT
[\(See Details\)](#)



Square Cocktail Table:
231-3535SCT
[\(See Details\)](#)

| Item | Model No. | Chair Width | Chair Depth | Chair Height | Seat Width | Seat Depth | Seat Height | Arm Height | Ship Wt | Cubic Ft |
|----------------|-----------|-------------|-------------|--------------|------------|------------|-------------|------------|---------|----------|
| OPEN ARM GUEST | 235 | 23¼ | 27¼ | 32 | 20½ | 19½ | 18 | 25 | 34 | 16.0 |



WS

Description

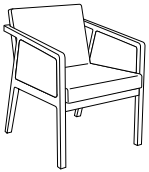
- Wall-Saver Design
- Standard with: Nylon Glides

Must Specify (in this order):

Model #
Finish
Upholstery
Glide

| List Price/Grade | Yards | COM/1 | 2 | 3 | 4 | 5 | 6 | 7 | 8 | 9 | 10 | L1 | L2 |
|-------------------|-------|---------|------|------|------|------|------|------|------|------|------|------|------|
| Single Upholstery | 1.50 | \$ 1414 | 1492 | 1558 | 1623 | 1720 | 1819 | 1960 | 2107 | 2278 | 2476 | 1909 | 2121 |

| | | | | | | | | | | |
|------------------|-----|-----|-----|----|-----|-----|----|----|----|------|
| CLOSED ARM GUEST | 245 | 23¼ | 27¼ | 32 | 20½ | 19½ | 18 | 25 | 36 | 16.0 |
|------------------|-----|-----|-----|----|-----|-----|----|----|----|------|



WS

Description


- Wall-Saver Design
- Standard with: Nylon Glides
- Available with Contrasting Upholstery ([See Details](#))

Must Specify (in this order):

Model #
Finish
Primary Upholstery
Accent Upholstery
Glide

| List Price/Grade | Yards | COM/1 | 2 | 3 | 4 | 5 | 6 | 7 | 8 | 9 | 10 | L1 | L2 |
|------------------------|-------|---------|------|------|------|------|------|------|------|------|------|------|------|
| Single Upholstery | 2.50 | \$ 1630 | 1760 | 1870 | 1978 | 2140 | 2305 | 2540 | 2785 | 3070 | 3400 | 2455 | 2808 |
| Contrasting Upholstery | | | | | | | | | | | | | |
| Primary | 1.50 | \$ 1630 | 1708 | 1774 | 1839 | 1936 | 2035 | 2176 | 2323 | 2494 | 2692 | 2125 | 2337 |
| Accent | 1.00 | \$ 0 | 52 | 96 | 139 | 204 | 270 | 364 | 462 | 576 | 708 | 330 | 471 |

| | | | | | | | | | | |
|-----------------|-----|-----|-----|-----|----|-----|-----|-----|----|------|
| OPEN ARM LOUNGE | 236 | 24¾ | 28¾ | 29¾ | 22 | 20½ | 17¼ | 22¾ | 37 | 16.4 |
|-----------------|-----|-----|-----|-----|----|-----|-----|-----|----|------|



WS

Description

- Wall-Saver Design
- Standard with: Nylon Glides


Must Specify (in this order):

Model #
Finish
Upholstery
Glide

| List Price/Grade | Yards | COM/1 | 2 | 3 | 4 | 5 | 6 | 7 | 8 | 9 | 10 | L1 | L2 |
|-------------------|-------|---------|------|------|------|------|------|------|------|------|------|------|------|
| Single Upholstery | 1.75 | \$ 1675 | 1766 | 1843 | 1918 | 2032 | 2148 | 2312 | 2484 | 2683 | 2914 | 2253 | 2499 |

For ordering options, [see overview at the beginning of this section.](#)

| Item | Model No. | Chair Width | Chair Depth | Chair Height | Seat Width | Seat Depth | Seat Height | Arm Height | Ship Wt | Cubic Ft |
|-------------------|-----------|-------------|-------------|--------------|------------|------------|-------------|------------|---------|----------|
| CLOSED ARM LOUNGE | 246 | 24¾ | 28¾ | 29¾ | 22 | 20½ | 17¼ | 22¾ | 39 | 16.4 |



WS

Description


- Wall-Saver Design
- Standard with: Nylon Glides
- Available with Contrasting Upholstery ([See Details](#))

Must Specify (in this order):

Model #
Finish
Primary Upholstery
Accent Upholstery
Glide

| List Price/Grade | Yards | COM/1 | 2 | 3 | 4 | 5 | 6 | 7 | 8 | 9 | 10 | L1 | L2 |
|------------------------|-------|---------|------|------|------|------|------|------|------|------|------|------|------|
| Single Upholstery | 2.75 | \$ 1868 | 2011 | 2132 | 2250 | 2429 | 2611 | 2869 | 3139 | 3452 | 3815 | 2776 | 3163 |
| Contrasting Upholstery | | | | | | | | | | | | | |
| Primary | 1.75 | \$ 1868 | 1959 | 2036 | 2111 | 2225 | 2341 | 2505 | 2677 | 2876 | 3107 | 2446 | 2692 |
| Accent | 1.00 | \$ 0 | 52 | 96 | 139 | 204 | 270 | 364 | 462 | 576 | 708 | 330 | 471 |

| | | | | | | | | | | |
|-----------------|------|-----|-----|-----|----|-----|-----|-----|----|------|
| OPEN ARM SETTEE | 2362 | 46¾ | 28¾ | 29¾ | 44 | 20½ | 17¼ | 22¾ | 68 | 29.4 |
|-----------------|------|-----|-----|-----|----|-----|-----|-----|----|------|



WS

Description


- Wall-Saver Design
- Standard with: Nylon Glides

Must Specify (in this order):

Model #
Finish
Upholstery
Glide

| List Price/Grade | Yards | COM/1 | 2 | 3 | 4 | 5 | 6 | 7 | 8 | 9 | 10 | L1 | L2 |
|-------------------|-------|---------|------|------|------|------|------|------|------|------|------|------|------|
| Single Upholstery | 3.25 | \$ 2774 | 2943 | 3086 | 3226 | 3437 | 3652 | 3957 | 4276 | 4646 | 5075 | 3847 | 4305 |

| | | | | | | | | | | |
|-------------------|------|-----|-----|-----|----|-----|-----|-----|----|------|
| CLOSED ARM SETTEE | 2462 | 46¾ | 28¾ | 29¾ | 44 | 20½ | 17¼ | 22¾ | 70 | 29.4 |
|-------------------|------|-----|-----|-----|----|-----|-----|-----|----|------|



WS

Description

- Wall-Saver Design
- Standard with: Nylon Glides
- Available with Contrasting Upholstery ([See Details](#))

Must Specify (in this order):

Model #
Finish
Primary Upholstery
Accent Upholstery
Glide

| List Price/Grade | Yards | COM/1 | 2 | 3 | 4 | 5 | 6 | 7 | 8 | 9 | 10 | L1 | L2 |
|------------------------|-------|---------|------|------|------|------|------|------|------|------|------|------|------|
| Single Upholstery | 4.25 | \$ 2955 | 3176 | 3363 | 3546 | 3822 | 4103 | 4502 | 4919 | 5403 | 5964 | 4358 | 4957 |
| Contrasting Upholstery | | | | | | | | | | | | | |
| Primary | 3.25 | \$ 2955 | 3124 | 3267 | 3407 | 3618 | 3833 | 4138 | 4457 | 4827 | 5256 | 4028 | 4486 |
| Accent | 1.00 | \$ 0 | 52 | 96 | 139 | 204 | 270 | 364 | 462 | 576 | 708 | 330 | 471 |

For ordering options, [see overview at the beginning of this section.](#)

| Item | Model No. | | W | D | H | Ship Wt | Cubic Ft | List Price | |
|-----------|------------|-------------|----|----|----|---------|----------|------------|------|
| END TABLE | 231-1818ET | Square Edge | 18 | 18 | 20 | 18 | 10.8 | Y\$ | 1438 |
| | | Knife Edge | | | | | | K\$ | 1840 |



Must Specify (in this order):

Model #
Finish
Edge

Description

- Standard with: Adjustable Glides
- Specify Square (Y) or Knife (K) Edge ([See Edge Details](#))
- Ships Fully Assembled

| | | | | | | | | | |
|-----------------------------|-------------|-------------|----|----|----|----|------|-----|------|
| SMALL SQUARE COCKTAIL TABLE | 231-2323SCT | Square Edge | 23 | 23 | 16 | 21 | 10.8 | Y\$ | 1470 |
| | | Knife Edge | | | | | | K\$ | 1884 |



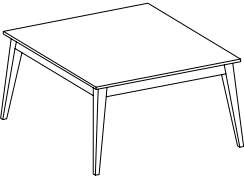
Must Specify (in this order):

Model #
Finish
Edge

Description

- Standard with: Adjustable Glides
- Specify Square (Y) or Knife (K) Edge ([See Edge Details](#))
- Ships Fully Assembled

| | | | | | | | | | |
|-----------------------|-------------|-------------|------------------|------------------|----|----|------|-----|------|
| SQUARE COCKTAIL TABLE | 231-3535SCT | Square Edge | 34 $\frac{7}{8}$ | 34 $\frac{7}{8}$ | 16 | 45 | 25.7 | Y\$ | 1762 |
| | | Knife Edge | | | | | | K\$ | 2263 |



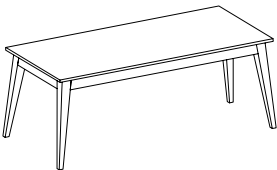
Must Specify (in this order):

Model #
Finish
Edge

Description

- Standard with: Adjustable Glides
- Specify Square (Y) or Knife (K) Edge ([See Edge Details](#))
- Ships Fully Assembled

| | | | | | | | | | |
|----------------------------|-------------|-------------|------------------|----|----|----|------|-----|------|
| RECTANGULAR COCKTAIL TABLE | 231-4723RCT | Square Edge | 46 $\frac{7}{8}$ | 23 | 16 | 36 | 23.1 | Y\$ | 1724 |
| | | Knife Edge | | | | | | K\$ | 2217 |



Must Specify (in this order):

Model #
Finish
Edge

Description

- Standard with: Adjustable Glides
- Specify Square (Y) or Knife (K) Edge ([See Edge Details](#))
- Ships Fully Assembled



Square



Knife

For ordering options, [see overview at the beginning of this section](#)

The perfect companion for traditional casegoods, Cirka creates an enduring style of guest seating for office, lounge, or conference environments. Select caster models for easy mobility.

CONSTRUCTION

- Exposed wood components and chair frame are manufactured using European Beech and are free of spirits, discoloration, pits, shakes, and wormholes
- All chair joints are double-doweled or mortised and tenoned, screwed, and glued for maximum strength and durability
- All seats feature corner blocking
- Frames are individually hand assembled and sanded prior to being finished
- Non-marring nylon glides included in each leg at floor level
- High Grade Polyurethane Foam, 1¾" thick in the seat and 2" thick in the back
- Textiles are sewn with double stitch seams
- High quality resilient sheet webbing ensures a comfortable seating application
- Rated for users up to 275lbs
- Ships fully assembled

HOW TO ORDER EXAMPLE

| Model No. | Description | Example |
|-----------|-------------------|----------------------------|
| 208 | Finish | SBP |
| | Upholstery | Momentum Canter EPU Nimbus |
| | Nail Trim/Casters | NSLVR |
| | Glides | FELT |

WOOD FINISHES

Indiana Furniture uses a multi-step, hand finishing process on all exposed wood frames.

Chairs feature a catalyzed varnish finish which offers durability, lasting beauty, and resistance to normal wear.

| | |
|-------------------------|------------------------|
| AW Artisan Walnut | MW Mahogany Walnut |
| AS Asian Night | MAS Mesa Sunset* |
| BW Beigewood* | MTS Metropolis Sky |
| BL Black | MNR Midnight Run |
| CO Columbian Walnut | NTM Natural Marrone* |
| DC Dark Cherry | ORW Oak Riftwood* |
| DFW Dark Forest Walnut* | PNW Pinnacle Walnut |
| WH Designer White | PTK Portico Teak* |
| EF Espresso | RC River Cherry* |
| FO Fawn Oak* | SCH Select Cherry |
| FLW Florence Walnut* | SPW Sepia Walnut* |
| GC Golden Cherry | SKC Shaker Cherry |
| HVM Harvest Maple* | SBP Smoky Brown Pear* |
| HW Harvest Walnut | TK Studio Teak |
| HNW Henna Walnut | SM Sugar Maple |
| KHE Kirsche | WTA Weathered Ash* |
| LW Legacy Walnut | WNB White Nebbia |
| | WC Williamsburg Cherry |

* Finish is Low Sheen

UPHOLSTERY OPTIONS

Available in single upholstery in a wide variety of graded-in or contract options, including fabric, vinyl, and leather.

NAIL TRIM

| | | |
|-------|------------------|--------|
| NABRS | Brass Nail Trim | STD |
| NSLVR | Silver Nail Trim | \$ N/C |
| NONT | No Nail Trim | \$ N/C |

CASTER OPTIONS (IF APPLICABLE)

| | | |
|------|-----------------------|--------|
| BRCS | Brass Hooded Casters | STD |
| BLCS | Black Hooded Casters | \$ N/C |
| SLCS | Silver Hooded Casters | \$ N/C |

GLIDE OPTIONS (IF APPLICABLE)

| | | |
|------|--------------|--------|
| STD | Nylon Glides | STD |
| FELT | Felt Glides | \$ N/C |

CERTIFICATIONS & COMPLIANCE

- CAL 117-2013 Compliance
- Intertek Sustainability Certified
- BIFMA level® Certified
- BIFMA Compliant® Certified
- TSCA Title VI (CARB) Compliance
- Contributes to LEED®, Green Globes®, and WELL® Sustainable Programs

STATEMENT OF LINE



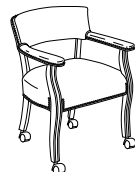
Half Barrel
Back Guest: 206
[\(See Details\)](#)



Half Barrel Back
on Casters: 208
[\(See Details\)](#)



Half Back Guest:
226
[\(See Details\)](#)



Half Back Guest
on Casters: 228
[\(See Details\)](#)

| Item | Model No. | Chair Width | Chair Depth | Chair Height | Seat Width | Seat Depth | Seat Height | Arm Height | Ship Wt | Cubic Ft |
|------------------------------------|-----------|-------------|-------------|--------------|------------|------------|-------------|------------|---------|----------|
| HALF UPHOLSTERED BARREL BACK GUEST | 206 | 25 | 23 | 30 | 18 | 18½ | 17 | 25 | 30 | 16.9 |



Description

- Standard with: Brass Nail Trim
- Optional Silver Nail Trim ([See Options](#))

| List Price/Grade | Yards | COM/1 | 2 | 3 | 4 | 5 | 6 | 7 | 8 | 9 | 10 | L1 | L2 |
|-------------------|-------|---------|------|------|------|------|------|------|------|------|------|------|------|
| Single Upholstery | 1.75 | \$ 1918 | 2009 | 2086 | 2161 | 2275 | 2391 | 2555 | 2727 | 2926 | 3157 | 2496 | 2742 |

Must Specify (in this order):

- Model #
- Finish
- Upholstery
- Nail Trim Color
- Glide

| | | | | | | | | | | |
|---|-----|----|----|----|----|-----|----|-----|----|------|
| HALF UPHOLSTERED BARREL BACK WITH CASTERS | 208 | 25 | 23 | 30 | 18 | 18½ | 17 | 26¾ | 30 | 16.9 |
|---|-----|----|----|----|----|-----|----|-----|----|------|



Description

- Standard with: Brass Nail Trim and Brass Hooded Dual Wheel Hard Casters Standard
- Optional Silver Nail Trim and Additional Caster Options ([See Options](#))
- Not Recommended for Use with Conference Tables

| List Price/Grade | Yards | COM/1 | 2 | 3 | 4 | 5 | 6 | 7 | 8 | 9 | 10 | L1 | L2 |
|-------------------|-------|---------|------|------|------|------|------|------|------|------|------|------|------|
| Single Upholstery | 1.75 | \$ 2060 | 2151 | 2228 | 2303 | 2417 | 2533 | 2697 | 2869 | 3068 | 3299 | 2638 | 2884 |

Must Specify (in this order):

- Model #
- Finish
- Upholstery
- Nail Trim
- Caster

| | | | | | | | | | | |
|-----------------------------|-----|----|-----|----|----|----|----|-----|----|------|
| HALF UPHOLSTERED BACK GUEST | 226 | 24 | 23½ | 30 | 18 | 18 | 18 | 24½ | 30 | 16.9 |
|-----------------------------|-----|----|-----|----|----|----|----|-----|----|------|



Description

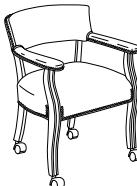
- Standard with: Brass Nail Trim
- Optional Silver Nail Trim ([See Options](#))

| List Price/Grade | Yards | COM/1 | 2 | 3 | 4 | 5 | 6 | 7 | 8 | 9 | 10 | L1 | L2 |
|-------------------|-------|---------|------|------|------|------|------|------|------|------|------|------|------|
| Single Upholstery | 2.00 | \$ 1412 | 1516 | 1604 | 1690 | 1820 | 1952 | 2140 | 2336 | 2564 | 2828 | 2072 | 2354 |

Must Specify (in this order):

- Model #
- Finish
- Upholstery
- Nail Trim Color
- Glide

| | | | | | | | | | | |
|------------------------------------|-----|----|-----|----|----|----|----|-----|----|------|
| HALF UPHOLSTERED BACK WITH CASTERS | 228 | 24 | 23½ | 30 | 18 | 18 | 18 | 25½ | 30 | 16.9 |
|------------------------------------|-----|----|-----|----|----|----|----|-----|----|------|



Description

- Standard with: Brass Nail Trim and Brass Hooded Dual Wheel Hard Casters Standard
- Optional Silver Nail Trim and Additional Caster Options ([See Options](#))
- Not Recommended for Use with Conference Tables

| List Price/Grade | Yards | COM/1 | 2 | 3 | 4 | 5 | 6 | 7 | 8 | 9 | 10 | L1 | L2 |
|-------------------|-------|---------|------|------|------|------|------|------|------|------|------|------|------|
| Single Upholstery | 2.00 | \$ 1452 | 1556 | 1644 | 1730 | 1860 | 1992 | 2180 | 2376 | 2604 | 2868 | 2112 | 2394 |

Must Specify (in this order):

- Model #
- Finish
- Upholstery
- Nail Trim
- Caster

For ordering options, [see overview at the beginning of this section.](#)

For private office, conference, or in an open collaborative space, Clutch is designed to fit your exact need. Choose the height that fits the environment, the arm that supports the task, and the base that works best for the project. Contoured lumbar support and flexible suspension provide all day comfort. A selection of arm, base and back styles offer the right adjustment. Spec the appropriate final touches for highbrow environments or scale for casual office settings.

CONSTRUCTION

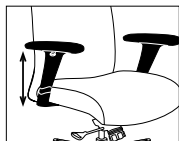
- Backs are formed with a steel tubular frame
- Seats are manufactured of plywood
- 3/8" diameter bolts fasten back to seat
- High Grade Polyurethane Foam, 3" thick in the seat and 1" thick in the back; seat polyurethane is a molded fabrication and is highly resilient
- Contoured seat with waterfall edge for ergonomic comfort
- Textiles are sewn with double stitch seams
- Rated for users up to 275lbs
- Ships fully assembled

HOW TO ORDER EXAMPLE

| Model No. | Description | Example |
|-----------|-------------|------------------------|
| 584 | Arm | FAL1 |
| | Control | ST |
| | Base | ALM Base |
| | Caster | BHC |
| | Upholstery | UF Brisa Original Sand |

ARM OPTIONS

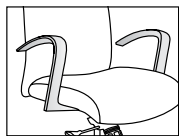
| | | |
|--------|-------------------------------------|---------|
| NO ARM | Armless | \$ -136 |
| ABT2 | Black Height Adjustable T | \$ STD |
| ABT2W | Black Height and Width Adjustable T | \$ 166 |
| FAL1 | Aluminum Fixed Loop | \$ 228 |
| FPU1 | Black Fixed Loop | \$ 145 |



ABT2



ABT2W



FAL1



FPU1

CONTROL OPTIONS

| | | |
|----|---------------------------------------|--------|
| SW | Swivel Tilt Control | STD |
| KT | Knee Tilt Control | \$ 96 |
| ST | Synchro Knee Tilt Control | \$ 142 |
| SS | Synchro Tilt Control with Seat Slider | \$ 175 |

BASE OPTIONS

| | | |
|----------|---------------------------|--------|
| BLK BASE | Black Nylon Base | STD |
| ALM BASE | Polished Aluminum Base | \$ 115 |
| AS POWD | Powder-Coated Silver Base | \$ 186 |

CASTER OPTIONS

| | | |
|------|---|--------|
| BCC | Black Dual Wheel Carpet Caster | STD |
| BHC | Black Soft Caster for Hard Surfaces | N/C |
| BG | Black Glides for All Surfaces | N/C |
| CHRC | Chrome-Rimmed Hard Surface Caster with Roll Control | \$ 398 |

UPHOLSTERY OPTIONS

Available in single upholstery in a wide variety of graded-in or contract options, including fabric, vinyl, and leather.

CERTIFICATIONS & COMPLIANCE

- CAL 117-2013 Compliance
- Intertek Sustainability Certified
- BIFMA level® Certified
- BIFMA Compliant® Certified
- TSCA Title VI (CARB) Compliance
- Contributes to LEED®, Green Globes®, and WELL® Sustainable Programs

STATEMENT OF LINE



High Back:
583
(See Details)



High Back:
584
(See Details)



Mid Back:
581
(See Details)



Mid Back:
582
(See Details)

| Item | Model No. | Chair Width | Chair Depth | Chair Height | Seat Width | Seat Depth | Seat Height | Arm Height | Ship Wt | Cubic Ft |
|---|-----------|-------------|-------------|--------------|------------|------------|-------------|------------|---------|----------|
| HIGH BACK SWIVEL WITH NO BACK STITCHING | 583 | 26 | 26 | 43-48 | 20½ | 19 | 16¼-21¼ | 25¾-29¾ | 46 | 20 |



Description

- Standard with: Swivel Tilt Control with Adjustable Tension; Pneumatic Height Adjustment, 5-Star Base Fiberglass Reinforced Nylon Base, Black Height Adjustable T-Arm, and Black Dual Wheel Carpet Casters
- Features Clean Back Front with No Stitching
- Ergonomic Curved Back Provides Lumbar Support and Promotes Circulation
- Specify [Arm Option](#), [Control Option](#), [Base Option](#), and [Caster Option](#)

| List Price/Grade | Yards | COM/1 | 2 | 3 | 4 | 5 | 6 | 7 | 8 | 9 | 10 | L1 | L2 |
|------------------|-------|---------|------|------|------|------|------|------|------|------|------|------|------|
| Upholstery | 2.25 | \$ 1816 | 1933 | 2032 | 2129 | 2275 | 2424 | 2635 | 2856 | 3112 | 3409 | 2559 | 2876 |

Must Specify (in this order):

- Model #
- Arm
- Control Option
- Base
- Casters
- Upholstery

| | | | | | | | | | | |
|--------------------------------------|-----|----|----|-------|-----|----|---------|---------|----|----|
| HIGH BACK SWIVEL WITH BACK STITCHING | 584 | 26 | 26 | 43-48 | 20½ | 19 | 16¼-21¼ | 25¾-29¾ | 46 | 20 |
|--------------------------------------|-----|----|----|-------|-----|----|---------|---------|----|----|



Description

- Standard with: Five (5) Double Stitch Design on Front of Back, Swivel Tilt Control with Adjustable Tension; Pneumatic Height Adjustment, 5-Star Base Fiberglass Reinforced Nylon Base, Black Height Adjustable T-Arm, and Black Dual Wheel Carpet Casters
- Ergonomic Curved Back Provides Lumbar Support and Promotes Circulation
- Specify [Arm Option](#), [Control Option](#), [Base Option](#), and [Caster Option](#)

| List Price/Grade | Yards | COM/1 | 2 | 3 | 4 | 5 | 6 | 7 | 8 | 9 | 10 | L1 | L2 |
|------------------|-------|---------|------|------|------|------|------|------|------|------|------|------|------|
| Upholstery | 2.25 | \$ 1923 | 2040 | 2139 | 2236 | 2382 | 2531 | 2742 | 2963 | 3219 | 3516 | 2666 | 2983 |

Must Specify (in this order):

- Model #
- Arm
- Control Option
- Base
- Casters
- Upholstery

For ordering options, [see overview at the beginning of this section.](#)

| Item | Model No. | Chair Width | Chair Depth | Chair Height | Seat Width | Seat Depth | Seat Height | Arm Height | Ship Wt | Cubic Ft |
|--|-----------|-------------|-------------|--------------|------------|------------|-------------|------------|---------|----------|
| MID BACK SWIVEL WITH NO BACK STITCHING | 581 | 26 | 26 | 37-42 | 20½ | 19 | 16¼-21¼ | 25¾-29¾ | 46 | 20 |



Must Specify (in this order):

- Model #
- Arm
- Control Option
- Base
- Casters
- Upholstery

Description

- Standard with: Swivel Tilt Control with Adjustable Tension; Pneumatic Height Adjustment, 5-Star Base Fiberglass Reinforced Nylon Base, Black Height Adjustable T-Arm, and Black Dual Wheel Carpet Casters
- Features Clean Back Front with No Stitching
- Ergonomic Curved Back Provides Lumbar Support and Promotes Circulation
- Specify [Arm Option](#), [Control Option](#), [Base Option](#), and [Caster Option](#)

| List Price/Grade | Yards | COM/1 | 2 | 3 | 4 | 5 | 6 | 7 | 8 | 9 | 10 | L1 | L2 |
|------------------|-------|---------|------|------|------|------|------|------|------|------|------|------|------|
| Upholstery | 1.50 | \$ 1604 | 1682 | 1748 | 1813 | 1910 | 2009 | 2150 | 2297 | 2468 | 2666 | 2099 | 2311 |

| | | | | | | | | | | |
|-------------------------------------|-----|----|----|-------|-----|----|---------|---------|----|----|
| MID BACK SWIVEL WITH BACK STITCHING | 582 | 26 | 26 | 37-42 | 20½ | 19 | 16¼-21¼ | 25¾-29¾ | 46 | 20 |
|-------------------------------------|-----|----|----|-------|-----|----|---------|---------|----|----|



Must Specify (in this order):

- Model #
- Arm
- Control Option
- Base
- Casters
- Upholstery

Description

- Standard with: Five (5) Double Stitch Design on Front of Back, Swivel Tilt Control with Adjustable Tension; Pneumatic Height Adjustment, 5-Star Base Fiberglass Reinforced Nylon Base, Black Height Adjustable T-Arm, and Black Dual Wheel Carpet Casters
- Ergonomic Curved Back Provides Lumbar Support and Promotes Circulation
- Specify [Arm Option](#), [Control Option](#), [Base Option](#), and [Caster Option](#)

| List Price/Grade | Yards | COM/1 | 2 | 3 | 4 | 5 | 6 | 7 | 8 | 9 | 10 | L1 | L2 |
|------------------|-------|---------|------|------|------|------|------|------|------|------|------|------|------|
| Upholstery | 1.50 | \$ 1711 | 1789 | 1855 | 1920 | 2017 | 2116 | 2257 | 2404 | 2575 | 2773 | 2206 | 2418 |

For ordering options, [see overview at the beginning of this section.](#)

The Dab collection of multi-purpose, stackable seating offers a broad range of functionality and style and is ideal for personal and shared offices, teaming and collaborative areas, training and learning spaces, meeting and huddle rooms, break rooms and cafés, and so much more. With upholstery, mesh, and poly options for seats and backs, as well as armless models, tasking options, and ganging brackets, this line has what it takes to bring a variety of spaces to life.

CONSTRUCTION

- All seats and backs are 0.2" thick mold-injected plastic polypropylene made from 70% recycled material
- Upholstered seats feature 1" thick high grade polyurethane foam
- Upholstered backs have ½" high grade polyurethane foam
- Black mesh backs are made of woven polypropylene
- Powder coated steel leg frames are ¾" diameter and available in black or aluminum
- Chairs without casters include black non-leveling plastic glides; chairs with casters feature 60mm black soft wheels for hard surfaces
- Gang black plastic arm and armless models together with the black steel ganging bracket; We advise against combining chairs with casters and glides
- Ships fully assembled
- Rated for up to 275lbs

MORE THAN JUST A GREAT CHAIR

Dab is more than just a great chair. By using recycled content, this chair is all about being sustainable and reducing our carbon footprint. And with every Dab chair ordered, we will donate a percentage of the sales to The Common Thread for The Cure, a foundation dedicated to the battle against breast cancer.

Extend the generosity even further by exploring a variety of patterns from Mayer Fabrics and Momentum Textiles & Wall Coverings, both have partnered with The Common Thread For The Cure to offer donations from specific patterns, allowing Dab to contribute even more to the cause.



HOW TO ORDER EXAMPLES

UPHOLSTERED SEAT AND BACK MODELS

| Model No. | Description | Example |
|-----------|--------------------|---------------------------|
| 900U | Primary Upholstery | Mayer Editor Blush |
| | Accent Upholstery | Mayer Crazy Quilt Magenta |
| | Leg Frame Color | BLK |

UPHOLSTERED SEAT WITH MESH BACK MODELS

| Model No. | Description | Example |
|-----------|-----------------|-----------------------|
| 910M | Seat Upholstery | Momentum Silica Jewel |
| | Leg Frame Color | ALUM |

POLY SEAT AND BACK MODELS

| Model No. | Description | Example |
|-----------|-----------------|---------|
| 908P | Leg Frame Color | BLK |

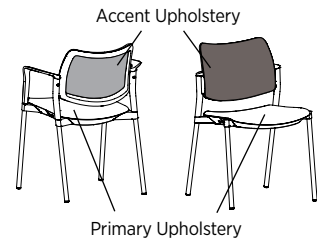
UPHOLSTERY OPTIONS

Available in single or contrasting upholsteries in a wide variety of graded-in or contract options, including fabric, vinyl, and leather.

Single Upholstery



Contrasting Upholstery




LEG FRAME COLOR OPTIONS

- BLK Black
- ALUM Aluminum

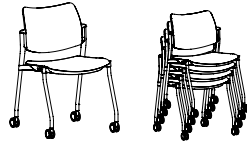


CERTIFICATIONS & COMPLIANCE

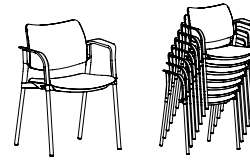
- Intertek Indoor Air Quality Certified
- BIFMA level® Certified
- BIFMA Compliant® Certified
- TSCA Title VI (CARB) Compliance
- Contributes to LEED®, Green Globes®, and WELL® Sustainable Programs



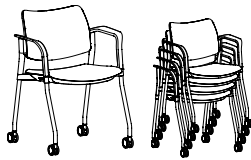
Upholstered Seat and
Back Armless:
900U
[\(See Details\)](#)



Upholstered Seat and
Back Armless with Casters:
908U
[\(See Details\)](#)



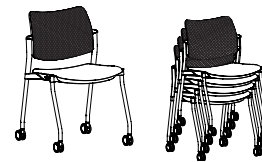
Upholstered Seat and
Back with Arms:
910U
[\(See Details\)](#)



Upholstered Seat and Back
with Arms and Casters:
918U
[\(See Details\)](#)



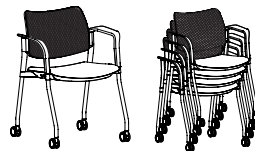
Upholstered Seat and
Mesh Back Armless:
900M
[\(See Details\)](#)




Upholstered Seat and Mesh
Back Armless with Casters:
908M
[\(See Details\)](#)




Upholstered Seat and Mesh
Back with Arms:
910M
[\(See Details\)](#)



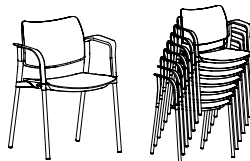
Upholstered Seat and
Mesh Back with Arms
and Casters:
918M
[\(See Details\)](#)



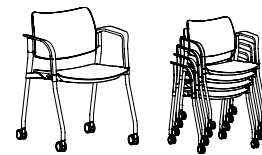
Poly Seat and Back
Armless: 900P
[\(See Details\)](#)



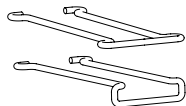
Poly Seat and Back
Armless with Casters:
908P
[\(See Details\)](#)



Poly Seat and Back
with Arms:
910P
[\(See Details\)](#)




Poly Seat and Back with
Arms and Casters:
918P
[\(See Details\)](#)



Ganging Bracket:
910-000GB
[\(See Details\)](#)

| Item | Model No. | Chair Width | Chair Depth | Chair Height | Seat Width | Seat Depth | Seat Height | Arm Height | Ship Wt | Cubic Ft |
|-----------------------------------|-----------|-------------|-------------|--------------|------------|------------|-------------|------------|---------|----------|
| UPHOLSTERED SEAT AND BACK ARMLESS | 900U | 21 | 22 | 32 | 17 | 17½ | 18½ | - | 14 | 10.1 |




Description

- Upholstered Seat and Back with Black Non-Leveling Plastic Glides
- Available with Contrasting Upholstery on Seat and Back; [See Upholstery Options](#)
- Must Specify Frame Color; Black (BLK) or Aluminum (ALUM)
- Easily Gang Chairs Together; Ganging Bracket Sold Separately, [See Unit](#)
- Stacks Up to Seven (7) High; Stacking Height: 49¼"H and Stacking Depth: 34½"D
- Rated For Users Up To **275lbs**

| List Price/Grade | COM | 1 | 2 | 3 | 4 | 5 | 6 | 7 | 8 | 9 | 10 | L1 | L2 |
|------------------------|---------|-----|-----|-----|-----|-----|-----|-----|------|------|------|-----|------|
| Single Upholstery | 1.00 \$ | 617 | 669 | 713 | 756 | 821 | 887 | 981 | 1079 | 1193 | 1325 | 947 | 1088 |
| Contrasting Upholstery | | | | | | | | | | | | | |
| Primary | 0.75 \$ | 641 | 680 | 713 | 745 | 794 | 844 | 914 | 988 | 1073 | 1172 | 889 | 994 |
| Accent | 0.75 \$ | 0 | 39 | 72 | 104 | 153 | 203 | 273 | 347 | 432 | 531 | 248 | 353 |

Must Specify (in this order):
 Model #
 Primary Upholstery
 Accent Upholstery
 Leg Frame Color

| | | | | | | | | | | |
|--|------|----|----|----|----|-----|-----|---|----|------|
| UPHOLSTERED SEAT AND BACK ARMLESS WITH CASTERS | 908U | 21 | 22 | 32 | 17 | 17½ | 18½ | - | 14 | 10.1 |
|--|------|----|----|----|----|-----|-----|---|----|------|




Description

- Upholstered Seat and Back with 60mm Black Soft Wheel Casters
- Available with Contrasting Upholstery on Seat and Back; [See Upholstery Options](#)
- Specify Frame Color; Black (BLK) or Aluminum (ALUM)
- Easily Gang Chairs Together; Ganging Bracket Sold Separately, [See Unit](#)
- Caster Units Stack Up to Four (4) High; Stacking Height: 40½"H and Stacking Depth: 30"D
- Rated For Users Up To **275lbs**

| List Price/Grade | COM | 1 | 2 | 3 | 4 | 5 | 6 | 7 | 8 | 9 | 10 | L1 | L2 |
|------------------------|---------|-----|-----|-----|-----|-----|-----|------|------|------|------|------|------|
| Single Upholstery | 1.00 \$ | 676 | 728 | 772 | 815 | 880 | 946 | 1040 | 1138 | 1252 | 1384 | 1006 | 1147 |
| Contrasting Upholstery | | | | | | | | | | | | | |
| Primary | 0.75 \$ | 700 | 739 | 772 | 804 | 853 | 903 | 973 | 1047 | 1132 | 1231 | 948 | 1053 |
| Accent | 0.75 \$ | 0 | 39 | 72 | 104 | 153 | 203 | 273 | 347 | 432 | 531 | 248 | 353 |

Must Specify (in this order):
 Model #
 Primary Upholstery
 Accent Upholstery
 Leg Frame Color

| | | | | | | | | | | |
|-------------------------------------|------|----|----|----|----|-----|-----|-----|----|------|
| UPHOLSTERED SEAT AND BACK WITH ARMS | 910U | 24 | 22 | 32 | 17 | 17½ | 18½ | 27¼ | 16 | 10.1 |
|-------------------------------------|------|----|----|----|----|-----|-----|-----|----|------|



Description


- Upholstered Seat and Back with Black Plastic Arms and Black Non-Leveling Plastic Glides
- Available with Contrasting Upholstery on Seat and Back; [See Upholstery Options](#)
- Specify Frame Color; Black (BLK) or Aluminum (ALUM)
- Easily Gang Chairs Together; Ganging Bracket Sold Separately, [See Unit](#)
- Stacks Up to Seven (7) High; Stacking Height: 49¼"H and Stacking Depth: 34½"D
- Rated For Users Up To **275lbs**

| List Price/Grade | COM | 1 | 2 | 3 | 4 | 5 | 6 | 7 | 8 | 9 | 10 | L1 | L2 |
|------------------------|---------|-----|-----|-----|-----|-----|-----|------|------|------|------|-----|------|
| Single Upholstery | 1.00 \$ | 655 | 707 | 751 | 794 | 859 | 925 | 1019 | 1117 | 1231 | 1363 | 985 | 1126 |
| Contrasting Upholstery | | | | | | | | | | | | | |
| Primary | 0.75 \$ | 679 | 718 | 751 | 783 | 832 | 882 | 952 | 1026 | 1111 | 1210 | 927 | 1032 |
| Accent | 0.75 \$ | 0 | 39 | 72 | 104 | 153 | 203 | 273 | 347 | 432 | 531 | 248 | 353 |

Must Specify (in this order):
 Model #
 Primary Upholstery
 Accent Upholstery
 Leg Frame Color

For ordering options, [see overview at the beginning of this section.](#)

| Item | Model No. | Chair Width | Chair Depth | Chair Height | Seat Width | Seat Depth | Seat Height | Arm Height | Ship Wt | Cubic Ft |
|---|-----------|-------------|-------------|--------------|------------|------------|-------------|------------|---------|----------|
| UPHOLSTERED SEAT AND BACK WITH ARMS AND CASTERS | 918U | 24 | 22 | 32 | 17 | 17½ | 18½ | 27¼ | 16 | 10.1 |




Description

- Upholstered Seat and Back with Black Plastic Arms and 60mm Black Soft Wheel Casters
- Available with Contrasting Upholstery on Seat and Back; [See Upholstery Options](#)
- Specify Frame Color; Black (BLK) or Aluminum (ALUM)
- Easily Gang Chairs Together; Ganging Bracket Sold Separately, [See Unit](#)
- Caster Units Stack Up to Four (4) High; Stacking Height: 40½"H and Stacking Depth: 30"D
- Rated For Users Up To **275lbs**

| List Price/Grade | COM | 1 | 2 | 3 | 4 | 5 | 6 | 7 | 8 | 9 | 10 | L1 | L2 |
|------------------------|---------|-----|-----|-----|-----|-----|-----|------|------|------|------|------|------|
| Single Upholstery | 1.00 \$ | 714 | 766 | 810 | 853 | 918 | 984 | 1078 | 1176 | 1290 | 1422 | 1044 | 1185 |
| Contrasting Upholstery | | | | | | | | | | | | | |
| Primary | 0.75 \$ | 738 | 777 | 810 | 842 | 891 | 941 | 1011 | 1085 | 1170 | 1269 | 986 | 1091 |
| Accent | 0.75 \$ | 0 | 39 | 72 | 104 | 153 | 203 | 273 | 347 | 432 | 531 | 248 | 353 |

Must Specify (in this order):
 Model #
 Primary Upholstery
 Accent Upholstery
 Leg Frame Color

| | | | | | | | | | | |
|--|------|----|----|----|----|-----|-----|---|----|------|
| UPHOLSTERED SEAT AND BLACK MESH BACK ARMLESS | 900M | 21 | 22 | 32 | 17 | 17½ | 18½ | - | 13 | 10.1 |
|--|------|----|----|----|----|-----|-----|---|----|------|



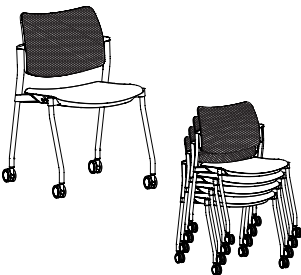
Description

- Upholstered Seat with Black Mesh Back and Black Non-Leveling Plastic Glides
- Specify Frame Color; Black (BLK) or Aluminum (ALUM)
- Easily Gang Chairs Together; Ganging Bracket Sold Separately, [See Unit](#)
- Stacks Up to Seven (7) High; Stacking Height: 49¼"H and Stacking Depth: 34½"D
- Rated For Users Up To **275lbs**

| List Price/Grade | COM | 1 | 2 | 3 | 4 | 5 | 6 | 7 | 8 | 9 | 10 | L1 | L2 |
|------------------|---------|-----|-----|-----|-----|-----|-----|-----|-----|-----|------|-----|-----|
| Seat Upholstery | 0.75 \$ | 503 | 542 | 575 | 607 | 656 | 706 | 776 | 850 | 935 | 1034 | 751 | 856 |

Must Specify (in this order):
 Model #
 Seat Upholstery
 Leg Frame Color

| | | | | | | | | | | |
|---|------|----|----|----|----|-----|-----|---|----|------|
| UPHOLSTERED SEAT AND BLACK MESH BACK ARMLESS WITH CASTERS | 908M | 21 | 22 | 32 | 17 | 17½ | 18½ | - | 13 | 10.1 |
|---|------|----|----|----|----|-----|-----|---|----|------|



Description


- Upholstered Seat with Black Mesh Back and 60mm Black Soft Wheel Casters
- Specify Frame Color; Black (BLK) or Aluminum (ALUM)
- Easily Gang Chairs Together; Ganging Bracket Sold Separately, [See Unit](#)
- Caster Units Stack Up to Four (4) High; Stacking Height: 40½"H and Stacking Depth: 30"D
- Rated For Users Up To **275lbs**

| List Price/Grade | COM | 1 | 2 | 3 | 4 | 5 | 6 | 7 | 8 | 9 | 10 | L1 | L2 |
|------------------|---------|-----|-----|-----|-----|-----|-----|-----|-----|-----|------|-----|-----|
| Seat Upholstery | 0.75 \$ | 562 | 601 | 634 | 666 | 715 | 765 | 835 | 909 | 994 | 1093 | 810 | 915 |

Must Specify (in this order):
 Model #
 Seat Upholstery
 Leg Frame Color

For ordering options, [see overview at the beginning of this section.](#)

| Item | Model No. | Chair Width | Chair Depth | Chair Height | Seat Width | Seat Depth | Seat Height | Arm Height | Ship Wt | Cubic Ft |
|--|-----------|-------------|-------------|--------------|------------|------------|-------------|------------|---------|----------|
| UPHOLSTERED SEAT AND BLACK MESH BACK WITH ARMS | 910M | 24 | 22 | 32 | 17 | 17½ | 18½ | 27¼ | 15 | 10.1 |



Description


- Upholstered Seat with Black Mesh Back, Black Plastic Arms and Black Non-Leveling Plastic Glides
- Specify Frame Color; Black (BLK) or Aluminum (ALUM)
- Easily Gang Chairs Together; Ganging Bracket Sold Separately, [See Unit](#)
- Stacks Up to Seven (7) High: 49¼”H and Stacking Depth: 34½”D
- Rated For Users Up To **275lbs**

| List Price/Grade | COM | 1 | 2 | 3 | 4 | 5 | 6 | 7 | 8 | 9 | 10 | L1 | L2 |
|------------------|---------|-----|-----|-----|-----|-----|-----|-----|-----|-----|------|-----|-----|
| Seat Upholstery | 0.75 \$ | 541 | 580 | 613 | 645 | 694 | 744 | 814 | 888 | 973 | 1072 | 789 | 894 |

Must Specify (in this order):

- Model #
- Seat Upholstery
- Leg Frame Color

| | | | | | | | | | | |
|--|------|----|----|----|----|-----|-----|-----|----|------|
| UPHOLSTERED SEAT AND BLACK MESH BACK WITH ARMS AND CASTERS | 918M | 24 | 22 | 32 | 17 | 17½ | 18½ | 27¼ | 15 | 10.1 |
|--|------|----|----|----|----|-----|-----|-----|----|------|



Description


- Upholstered Seat with Black Mesh Back, Black Plastic Arms and 60mm Black Soft Wheel Casters
- Specify Frame Color; Black (BLK) or Aluminum (ALUM)
- Easily Gang Chairs Together; Ganging Bracket Sold Separately, [See Unit](#)
- Caster Units Stack Up to Four (4) High; Stacking Height: 40½”H and Stacking Depth: 30”D
- Rated For Users Up To **275lbs**

| List Price/Grade | COM | 1 | 2 | 3 | 4 | 5 | 6 | 7 | 8 | 9 | 10 | L1 | L2 |
|-------------------|------|-----|-----|-----|-----|-----|-----|-----|-----|------|------|-----|-----|
| Single Upholstery | 0.75 | 600 | 639 | 672 | 704 | 753 | 803 | 600 | 947 | 1032 | 1131 | 848 | 953 |

Must Specify (in this order):

- Model #
- Seat Upholstery
- Leg Frame Color

| Item | Model No. | Chair Width | Chair Depth | Chair Height | Seat Width | Seat Depth | Seat Height | Ship Wt | Cubic Ft | List Price |
|---------------------------------|-----------|-------------|-------------|--------------|------------|------------|-------------|---------|----------|------------|
| ARMLESS WITH POLY SEAT AND BACK | 900P | 21 | 22 | 32 | 17 | 17½ | 18½ | 13 | 10.1 | \$ 346 |



Description


- Black Poly Seat and Back with Black Non-Leveling Plastic Glides
- Specify Frame Color; Black (BLK) or Aluminum (ALUM)
- Easily Gang Chairs Together; Ganging Bracket Sold Separately, [See Unit](#)
- Stacks Up to Seven (7) High; Stacking Height: 49”H and Stacking Depth: 34½”D
- Rated For Users Up To **275lbs**

Must Specify (in this order):

- Model #
- Leg Frame Color

For ordering options, [see overview at the beginning of this section.](#)

| Item | Model No. | Chair Width | Chair Depth | Chair Height | Seat Width | Seat Depth | Seat Height | Arm Height | Ship Wt | Cubic Ft | List Price |
|--|-----------|-------------|-------------|--------------|------------|------------|-------------|------------|---------|----------|------------|
| ARMLESS WITH POLY SEAT AND BACK WITH CASTERS | 908P | 21 | 22 | 32 | 17 | 17½ | 18½ | - | 13 | 10.1 | \$ 405 |




Description

- Black Poly Seat and Back with 60mm Black Soft Wheel Casters
- Specify Frame Color; Black (BLK) or Aluminum (ALUM)
- Easily Gang Chairs Together; Ganging Bracket Sold Separately, See Unit Below
- Stacks Up to Four (4) High; Stacking Height: 40"H and Stacking Depth: 29¼"D
- Rated For Users Up To **275lbs**

Must Specify (in this order):

Model #
Leg Frame Color

| | | | | | | | | | | | |
|------------------------------|------|----|----|----|----|-----|-----|-----|----|------|--------|
| POLY SEAT AND BACK WITH ARMS | 910P | 24 | 22 | 32 | 17 | 17½ | 18½ | 27¼ | 15 | 10.1 | \$ 384 |
|------------------------------|------|----|----|----|----|-----|-----|-----|----|------|--------|



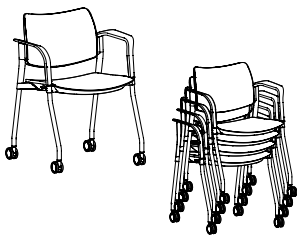
Description

- Black Poly Seat and Back with Black Plastic Arms and Black Non-Leveling Plastic Glides
- Specify Frame Color; Black (BLK) or Aluminum (ALUM)
- Easily Gang Chairs Together; Ganging Bracket Sold Separately, See Unit Below
- Stacks Up to Seven (7) High; Stacking Height: 49"H and Stacking Depth: 34½"D
- Rated For Users Up To **275lbs**

Must Specify (in this order):

Model #
Leg Frame Color

| | | | | | | | | | | | |
|--|------|----|----|----|----|-----|-----|-----|----|------|--------|
| POLY SEAT AND BACK WITH ARMS AND CASTERS | 918P | 24 | 22 | 32 | 17 | 17½ | 18½ | 27¼ | 15 | 10.1 | \$ 443 |
|--|------|----|----|----|----|-----|-----|-----|----|------|--------|



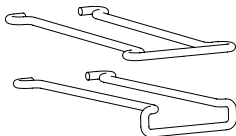
Description

- Black Poly Seat and Back with Black Plastic Arms and 60mm Black Soft Wheel Casters
- Specify Frame Color; Black (BLK) or Aluminum (ALUM)
- Easily Gang Chairs Together; Ganging Bracket Sold Separately, See Unit Below
- Stacks Up to Four (4) High; Stacking Height: 40"H and Stacking Depth: 29¼"D
- Rated For Users Up To **275lbs**

Must Specify (in this order):

Model #
Leg Frame Color

| Item | Model No. | Width | Depth | Height | Ship Wt | Cubic Ft | List Price |
|-----------------|-----------|-------|-------|--------|---------|----------|------------|
| GANGING BRACKET | 910-000GB | 7 | 3½ | 1 | 0.5 | 3 | \$ 53 |



Description

- Black ¼" Steel Ganging Bracket
- When Armed Chairs are Ganged Together, Arms are ⅜" Apart and Frames are 3¼" Apart
- When Armless Chairs are Ganged Together, Frames are 1" Apart

For ordering options, [see overview at the beginning of this section.](#)

Clean lines, five back styles, and beautiful hardwood frames form a versatile collection of guest seating to outfit any environment. From contemporary to traditional, corporate to healthcare, Delphi adds style without sacrificing comfort. The ability to mix and match back styles gives you design freedom to create the perfect look, and provide lasting comfort, for a diverse range of users.

CONSTRUCTION

- Exposed wood components are manufactured using European Beech and are free of spirits, discoloration, pits, shakes, and wormholes
- All chair joints are double-doweled or mortised and tenoned, screwed, and glued for maximum strength and durability
- Frames are individually hand assembled and sanded prior to being finished
- Non-marring nylon glides included in each leg at floor level
- High Grade Polyurethane Foam, 1½" thick in the seat and back
- High quality resilient sheet webbing ensures a comfortable seating application
- Standard units support users up to 275lbs
- Ships fully assembled

HOW TO ORDER EXAMPLE

| Model No. | Description | Example |
|-----------|--------------------|-------------------------|
| 266 | Finish | WTA |
| | Primary Upholstery | Momentum Graph Alpine |
| | Accent Upholstery | Momentum Boom II Pewter |
| | Glides | STD |

WOOD FINISHES

Indiana Furniture uses a multi-step, hand finishing process on all exposed wood frames.

Chairs feature a catalyzed varnish finish which offers durability, lasting beauty, and resistance to normal wear.

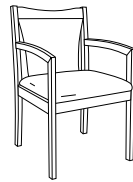
| | | | |
|-----|---------------------|-----|---------------------|
| AW | Artisan Walnut | MW | Mahogany Walnut |
| AS | Asian Night | MAS | Mesa Sunset* |
| BW | Beigewood* | MTS | Metropolis Sky |
| BL | Black | MNR | Midnight Run |
| CO | Columbian Walnut | NTM | Natural Marrone* |
| DC | Dark Cherry | ORW | Oak Riftwood* |
| DFW | Dark Forest Walnut* | PNW | Pinnacle Walnut |
| WH | Designer White | PTK | Portico Teak* |
| EF | Espresso | RC | River Cherry* |
| FO | Fawn Oak* | SCH | Select Cherry |
| FLW | Florence Walnut* | SPW | Sepia Walnut* |
| GC | Golden Cherry | SKC | Shaker Cherry |
| HVM | Harvest Maple* | SBP | Smoky Brown Pear* |
| HW | Harvest Walnut | TK | Studio Teak |
| HNW | Henna Walnut | SM | Sugar Maple |
| KHE | Kirsche | WTA | Weathered Ash* |
| LW | Legacy Walnut | WNB | White Nebbia |
| | | WC | Williamsburg Cherry |

* Finish is Low Sheen

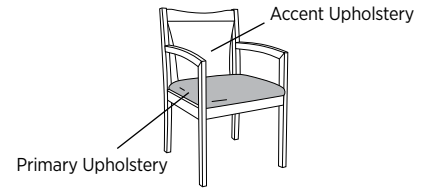
UPHOLSTERY OPTIONS

Available in single or contrasting upholsteries in a wide variety of graded-in or contract options, including fabric, vinyl, and leather.

Single Upholstery



Contrasting Upholstery




GLIDE OPTIONS

| | | |
|------|--------------|--------|
| STD | Nylon Glides | STD |
| FELT | Felt Glides | \$ N/C |

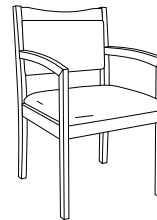
CERTIFICATIONS

- CAL 117-2013 Compliance
- Intertek Sustainability Certified
- BIFMA level® Certified
- BIFMA Compliant® Certified
- TSCA Title VI (CARB) Compliance
- Contributes to LEED®, Green Globes®, and WELL® Sustainable Programs


STATEMENT OF LINE



Full Back Guest:
266
[\(See Details\)](#)

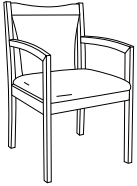


Clean Out Back
Guest: 267
[\(See Details\)](#)



Tapered Slat Back
Guest: 286
[\(See Details\)](#)

| Item | Model No. | Chair Width | Chair Depth | Chair Height | Seat Width | Seat Depth | Seat Height | Arm Height | Ship Wt | Cubic Ft |
|-----------------|-----------|-------------|-------------|--------------|------------|------------|-------------|------------|---------|----------|
| FULL BACK GUEST | 266 | 22 | 23 | 34¾ | 20 | 18½ | 18¼ | 26¾ | 30 | 16.9 |



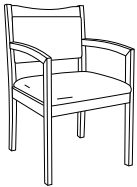
Must Specify (in this order):
Model #
Finish
Primary Upholstery
Accent Upholstery
Glide

Description

- Available with Contrasting Upholstery ([See Details](#))
- Supports Users Up To 275lbs

| List Price/Grade | Yards | COM/1 | 2 | 3 | 4 | 5 | 6 | 7 | 8 | 9 | 10 | L1 | L2 |
|------------------------|-------|---------|------|------|------|------|------|------|------|------|------|------|------|
| Single Upholstery | 1.50 | \$ 1122 | 1200 | 1266 | 1331 | 1428 | 1527 | 1668 | 1815 | 1986 | 2184 | 1617 | 1829 |
| Contrasting Upholstery | | | | | | | | | | | | | |
| Primary | 0.75 | \$ 1122 | 1161 | 1194 | 1226 | 1275 | 1325 | 1395 | 1469 | 1554 | 1653 | 1370 | 1475 |
| Accent | 0.75 | \$ 0 | 39 | 72 | 104 | 153 | 203 | 273 | 347 | 432 | 531 | 248 | 353 |

| | | | | | | | | | | |
|----------------------|-----|----|----|-----|----|-----|-----|-----|----|------|
| CLEAN OUT BACK GUEST | 267 | 22 | 23 | 34¾ | 20 | 18½ | 18¼ | 26¾ | 30 | 16.9 |
|----------------------|-----|----|----|-----|----|-----|-----|-----|----|------|



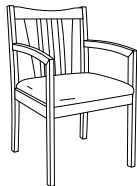
Must Specify (in this order):
Model #
Finish
Primary Upholstery
Accent Upholstery
Glide

Description

- Available with Contrasting Upholstery ([See Details](#))
- Supports Users Up To 275lbs

| List Price/Grade | Yards | COM/1 | 2 | 3 | 4 | 5 | 6 | 7 | 8 | 9 | 10 | L1 | L2 |
|------------------------|-------|---------|------|------|------|------|------|------|------|------|------|------|------|
| Single Upholstery | 1.50 | \$ 1122 | 1200 | 1266 | 1331 | 1428 | 1527 | 1668 | 1815 | 1986 | 2184 | 1617 | 1829 |
| Contrasting Upholstery | | | | | | | | | | | | | |
| Primary | 0.75 | \$ 1134 | 1173 | 1206 | 1238 | 1287 | 1337 | 1407 | 1481 | 1566 | 1665 | 1382 | 1487 |
| Accent | 1.00 | \$ 0 | 52 | 96 | 139 | 204 | 270 | 364 | 462 | 576 | 708 | 330 | 471 |

| | | | | | | | | | | |
|--------------------------|-----|----|----|-----|----|-----|-----|-----|----|------|
| TAPERED SLATE BACK GUEST | 286 | 22 | 23 | 34¾ | 20 | 18½ | 18¼ | 26¾ | 30 | 16.9 |
|--------------------------|-----|----|----|-----|----|-----|-----|-----|----|------|



Must Specify (in this order):
Model #
Finish
Upholstery
Glide

Description

- Available with Single Upholstery
- Supports Users Up To 275lbs

| List Price/Grade | Yards | COM/1 | 2 | 3 | 4 | 5 | 6 | 7 | 8 | 9 | 10 | L1 | L2 |
|-------------------|-------|---------|------|------|------|------|------|------|------|------|------|------|------|
| Single Upholstery | 0.75 | \$ 1070 | 1109 | 1142 | 1174 | 1223 | 1273 | 1343 | 1417 | 1502 | 1601 | 1318 | 1423 |

For ordering options, [see overview at the beginning of this section.](#)

Fifteen Pods, another line inspired by Pledge, provides users with a personal getaway space, private meeting, or collaboration location, and can be placed anywhere in a facility. Designed around the science of acoustics, Fifteen Pods helps to keep conversations contained within and external noises out.

CONSTRUCTION

- Pods are manufactured using Baltic Birch plywood for internal wood components and frame; individually hand assembled with joints mortised and tenoned, screwed, and glued for maximum strength and durability
- High Grade Polyurethane Foam, 2¼” thick in the seat and 1” thick in the back
- View Tables feature square edge profile and are available in Veneer, HPL, and TFL
- Veneer table tops are 1¾” thick with a 3mm veneer edge banding and are made of select-grade sliced Walnut, Cherry, Maple, or composite veneers for maximum grain and color consistency
- HPL tops are 1¾” thick with a 3mm PVC edge bands and TFL tops are 1” thick with a 3mm PVC edge bands; Designer White, Sugar Maple, and Williamsburg Cherry feature ABS edge bands
- Each unit includes non-marring, nylon adjustable glides
- Upholstered units ship fully assembled, while tables require some assembly
- Seating rated for users up to 275lbs

HOW TO ORDER EXAMPLES

PODS

| Model No. | QTY | Description | Example |
|---------------|-----|---------------------------|-----------------------------|
| 15-P11 | 1 | Primary Upholstery | Mayer Fedora Fawn |
| | | Accent Upholstery | Mayer Fedora Espresso |
| | | Surround Upholstery | Mayer Fedora Espresso |
| | | Center Panel Designator | NONE |
| | | Power/Color/Location | ECSL |
| BOOTHS | | | |
| Model No. | QTY | Description | Example |
| 15-P33 | 1 | Primary Upholstery | Architex Hush Ivory |
| | | Accent Upholstery | Architex Catwalk Ritts |
| | | Surround Upholstery | Architex Platform Pistachio |
| | | Center Panel Designator | LEFT |
| | | Power/Color/Location | NONE |
| 15-P33 | 1 | Primary Upholstery | Architex Hush Ivory |
| | | Accent Upholstery | Architex Catwalk Ritts |
| | | Surround Upholstery | Architex Hush Baltic |
| | | Center Panel Designator | RIGHT |
| | | Power/Color/Location | NONE |
| 15-PCPH49 | 1 | Primary Upholstery | Architex Hush Baltic |
| | | Table Bracket Designator | TBLBKT |
| | | TV Bracket Designator | HI-TVBKT |
| 15-E5TV30 | 1 | Finish/Color | WTA |
| | | Leg Color | ALUM |
| | | Grommet/Power Location | D950-E |
| 01-DOCK950W | 1 | Dock 950 Wireless Charger | Dock950, White |
| 01-0603TVBR | 1 | TV Bracket | |

UPHOLSTERY OPTIONS + RECOMMENDATIONS

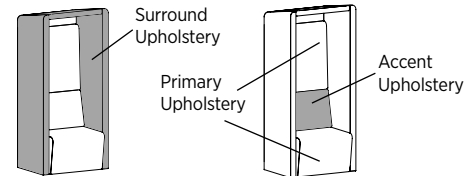
Available in single or contrasting upholsteries in a wide variety of graded-in or contract options, including fabric, vinyl, and leather.

When using contrasting upholstery, note that the Accent Upholstery will be shown on the front and back side of the unit.

Single Upholstery

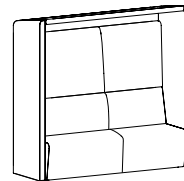


Contrasting Upholstery

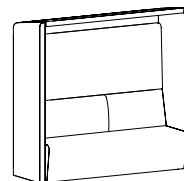


Some upholsteries are considered directional, such as stripes, patterns and plaids. Customer may specify how fabric is cut (up the roll or across the roll). If not specified, upholsteries are reviewed by production for the best application. Certain upholsteries may require the pattern to be applied up the roll, which creates additional seams in the seat and backs of select units. When contrasting upholstery is specified and any fabric direction selection is requested or deemed best applied up the roll then all fabric direction selections will be applied up the roll.

[See the COL/COM Form for additional details.](#)



Additional seams for the 15-P33 when upholstery is cut up the roll.



Shown with Accent Upholstery cut Up the Roll and applied with the seam. Primary Upholstery cut Across the Roll and applied with no seam. This will only apply to 15-P33.

CREATING A BOOTH

At the time of specifying a Pod, we ask that you also designate whether or not you'll be creating a booth.

To insure all necessary hardware is factory installed when creating a booth:

- Order the correct number of Pods to support the Center Panel specified. Single-sided Center Panels require two Pods of any combination model/width
- Each Pod specified must indicate which end will connect to the Center Panel. Left end and right end are determined as you are standing looking at the Pod. For example a single-sided Center Panel requires one Pod specified as a left connection and one Pod specified as right connection.
- Tables and TV Brackets must be ordered separately, however, the Center Panel must be ordered with the corresponding options for connection.
- Tables are not freestanding and must be supported by a Center Panel.
- Keep users connected by specifying and ordering power/data units for the Pods and Table!

CENTER PANEL DESIGNATORS

Pods will be modified to accept Center Panels as specified. We ask that all Pods designate if a Center Panel will be used and which side of the Pod will need to be attached. Left or Right location is based on facing the Pod.

Note: Center Panel must be ordered separately.

- NONE No Center Panel
- LEFT Center Panel on Left
- RIGHT Center Panel on Right

CENTER PANEL TABLE OPTIONS

When ordering a Center Panel, we ask that you also designate whether or not you plan to use a View Table with it. This will ensure that the table attachment bracket and a grommet are factory installed for your convenience.

Note: Table must be ordered separately.

- NO TBLBKT No Table Bracket
- TBLBKT Table Bracket

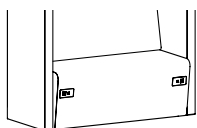
POD POWER/DATA OPTIONS

Note: Specified by Facing the Pod

Power ports are installed on the front of the unit 11¼" up from glide and 6½" in from the outside of the arm.

Each Power Port comes with 1 Outlet and 2 USB

| | | |
|-------|---|---------|
| ECSL | ECA Cove, Left Port, Silver (1 Unit) | \$ 975 |
| ECSR | ECA Cove, Right Port, Silver (1 Unit) | \$ 975 |
| ECSLR | ECA Cove, Left and Right Port, Silver (2 Units) | \$ 1950 |
| ECBL | ECA Cove, Left Port, Black (1 Unit) | \$ 975 |
| ECBR | ECA Cove, Right Port, Black (1 Unit) | \$ 975 |
| ECBLR | ECA Cove, Left and Right Port, Black (2 Units) | \$ 1950 |



Power installed on front left and/or front right



ECA Cove

CENTER PANEL TV ATTACHMENT OPTIONS

When ordering a Center Panel, we ask that you also designate whether or not you plan to use a TV with it. This will ensure that the attachment hardware and a grommet are factory installed for your convenience. The Bracket and Grommet are always centered.

High Center Panels feature optional High TV bracket which allows for use a larger TV.

Note: Recommend using TVs up to 40". Actual TV Bracket must be ordered separately.

- NO TVBKT No TV Bracket
- TVBKT TV Bracket (Placed at 42"H)
- HI-TVBKT High TV Bracket (Placed at 60½"H)

VIEW BOOTH TABLE LEG EDGE PROFILE

- Y Square



VENEER (W) TABLE TOP OPTIONS

Tops feature UV Advantage, an ultra-violet finish, on all exposed surfaces by utilizing roll-coat UV technology.

| | | | |
|-----|--------------------|-----|---------------------|
| AW | Artisan Walnut | MW | Mahogany Walnut |
| AS | Asian Night | MAS | Mesa Sunset* |
| CO | Columbian Walnut | MTS | Metropolis Sky |
| DC | Dark Cherry | ORW | Oak Riftwood* |
| DFW | Dark Forest Walnut | PNW | Pinnacle Walnut |
| EW | Espresso | SCH | Select Cherry |
| FO | Fawn Oak* | SKC | Shaker Cherry |
| GC | Golden Cherry | SM | Sugar Maple |
| HW | Harvest Walnut | WTA | Weathered Ash* |
| HNW | Henna Walnut | WC | Williamsburg Cherry |
| LW | Legacy Walnut | | |

* Finish is Low Sheen

TFL (T) AND HPL (P) LAMINATE TABLE TOP OPTIONS

WOODGRAIN

| | | | |
|-----|------------------|-----|---------------------|
| AS | Asian Night | PTK | Portico Teak |
| BW | Beigewood | RC | River Cherry |
| CO | Columbian Walnut | SPW | Sepia Walnut |
| EF | Espresso | SKC | Shaker Cherry |
| FLW | Florence Walnut | SBP | Smoky Brown Pear |
| HVM | Harvest Maple | TK | Studio Teak |
| KHE | Kirsche | SM | Sugar Maple |
| MNR | Midnight Run | WTA | Weathered Ash |
| NTM | Natural Marrone | WNB | White Nebbia |
| ORW | Oak Riftwood | WC | Williamsburg Cherry |
| PNW | Pinnacle Walnut | | |

SOLID

| | | | |
|----|----------------|-----|--------------|
| BL | Black | FHG | Fashion Grey |
| WH | Designer White | SG | Slate Grey |

FIFTEEN PODS

PODS + TABLES BY PLEDGE (15 SERIES)

VIEW BOOTH TABLE LEG FINISH OPTIONS

- ALUM Aluminum Leg
- BLK Black Leg
- CHM Chrome Leg

VIEW BOOTH TABLE POWER/DATA OPTIONS

Grommets are available in View Tables for an upcharge or they may be ordered without grommets (specify NO GROMMET on order).

Power/Data units and Wireless Chargers must be ordered separately and specified with a surface mount location. Multiple locations may be selected (End & Center). Only one unit per location.

GROMMET LOCATIONS (Specify Black = BLK or Silver = SLV)

| | | | |
|-----|------------------------------------|----|-----|
| GE | Grommet, End - BLK or SLV | \$ | 52 |
| GC | Grommet, Center - BLK or SLV | \$ | 52 |
| GEC | Grommet, End & Center - BLK or SLV | \$ | 104 |

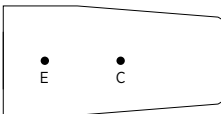
DUO/TRIO BEZEL LOCATIONS

| | |
|--------|---------------------|
| PDC-E | Bezel, End |
| PDC-C | Bezel, Center |
| PDC-EC | Bezel, End & Center |

WIRELESS CHARGER LOCATIONS

| | |
|---------|------------------------|
| D950-E | Dock 950, End |
| D950-C | Dock 950, Center |
| D950-EC | Dock 950, End & Center |
| D150-E | Dock 150, End |
| D150-C | Dock 150, Center |
| D150-EC | Dock 150, End & Center |

Grommets, Power Units, Dock 950 Wireless Charger, and Dock 150 Wireless & USB Charger may be ordered in non-standard locations. Call Customer Service to assist with specification and/or please attach a drawing to the PO showing the location of the grommet. Note additional charges and lead times may apply.

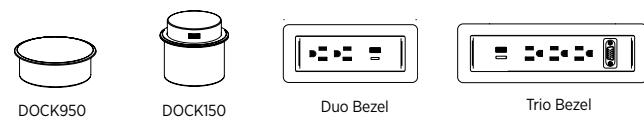


Power locations for the View Table are End, Center, or End & Center

E = End C = Center EC = End & Center
 E = 12" from monitor end
 C = Centered

EXAMPLES OF POWER/DATA UNITS (See Additional Units in the Accessories)

| | | | |
|---------------|--|----|-----|
| 01-DUOBEZELW | Duo Bezel, White, Specify Location | \$ | 675 |
| 01-DUOBEZELB | Duo Bezel, Black, Specify Location | \$ | 675 |
| 01-DUOBEZELS | Duo Bezel, Silver, Specify Location | \$ | 675 |
| 01-TRIOBEZELW | Trio Bezel, White, Specify Location | \$ | 725 |
| 01-TRIOBEZELB | Trio Bezel, Black, Specify Location | \$ | 725 |
| 01-TRIOBEZELS | Trio Bezel, Silver, Specify Location | \$ | 725 |
| 01-DOCK950W | Dock 950 Wireless Charger, White, Specify Location | \$ | 265 |
| 01-DOCK950B | Dock 950 Wireless Charger, Black, Specify Location | \$ | 265 |
| 01-DOCK150W | Dock 150 Wireless & USB Charger, White, Specify Location | \$ | 405 |
| 01-DOCK150B | Dock 150 Wireless & USB Charger, Black, Specify Location | \$ | 405 |

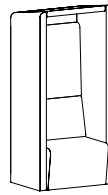


For Additional Power/Data and Wire Management Units [See Accessories](#)


CERTIFICATIONS & COMPLIANCE

- CAL 117-2013 Compliance
- Intertek Sustainability Certified
- BIFMA level® Certified
- BIFMA Compliant® Certified
- TSCA Title VI (CARB) Compliance
- Contributes to LEED®, Green Globes®, and WELL® Sustainable Programs


STATEMENT OF LINE



One Seat Pod:
15-P11
[\(See Details\)](#)



Two Seat Pod:
15-P22
[\(See Details\)](#)



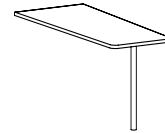
Three Seat Pod:
15-33
[\(See Details\)](#)



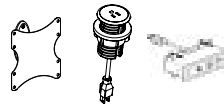
Low Center Panel:
15-PCP49
15-PCP43
[\(See Details\)](#)




High Center Panel:
15-PCPH49
15-PCPH43
[\(See Details\)](#)



View Table
30"D & 24"D Available in
TFL, HPL and Veneer
[\(See Details\)](#)



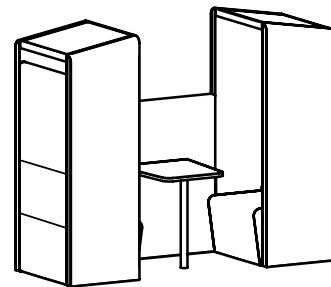
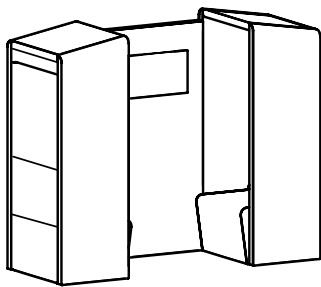
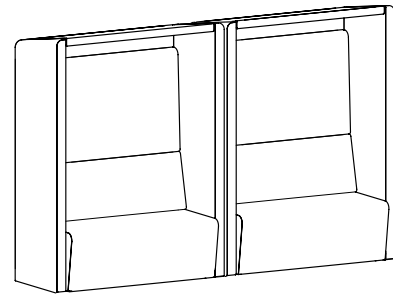
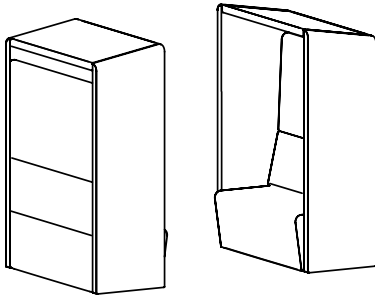
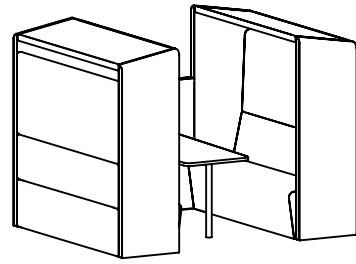
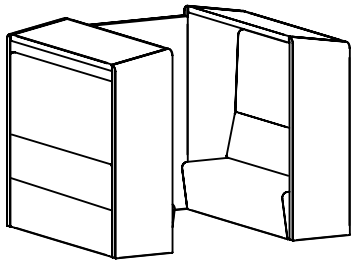
Accessories Include:
TV Brackets, Power, and
Wireless Chargers
[\(See Power + Accessories\)](#)



Enhance your space with
Cush Pillows. [See Product Details.](#)

FIFTEEN PODS

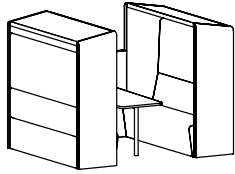
IDEA STARTERS



For ordering options, [see overview at the beginning of this section.](#)

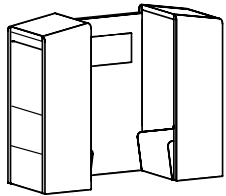
FIFTEEN PODS
LOUNGE & TABLES (15 SERIES) BY PLEDGE

| Item | Model No. | Width | Depth | Height | Ship Wt | Cubic Ft | List Price |
|------|-----------|-------|-------|--------|---------|----------|------------|
|------|-----------|-------|-------|--------|---------|----------|------------|



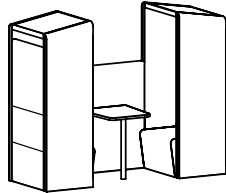
| | | | | | | | |
|---------------------|---|--|-----|----|-----|-------|----------|
| 15-P1 | | 101¾ | 78¾ | 75 | 496 | 252.7 | \$ 19385 |
| CONSISTS OF: | | QTY | | | | | |
| 15-P33_15-P1 | 2 | Three Seat Pod | | | | | \$ 16952 |
| 15-PCP49_15-P1 | 1 | Low Center Panel, Single Sided Table Bracket (TBLBKT) - View Booth Table Being Used | | | | | \$ 1579 |
| 15-E5TV30_15-P1 | 1 | 30"W TFL View Booth Table | | | | | \$ 854 |

View Booth Table is available in 24"W or 30"W and surface material options include TFL, HPL or Veneer
Grade 1 pricing



| | | | | | | | |
|---------------------|---|--|-----|----|--|--|----------|
| 15-P2 | | | 95¾ | 75 | | | \$ 13819 |
| CONSISTS OF: | | QTY | | | | | |
| 15-P11_15-P2 | 2 | One Seat Pod | | | | | \$ 11884 |
| 15-PCPH43_15-P2 | 1 | High Center Panel Single Sided TV Bracket (HI-TVBKT) - TV Bracket at Higher Height (60½" H) | | | | | \$ 1935 |

TV not included
Grade 1 pricing



| | | | | | | | |
|---------------------|---|--|--|----|--|--|----------|
| 15-P3 | | | | 75 | | | \$ 13988 |
| CONSISTS OF: | | QTY | | | | | |
| 15-P11_15-P3 | 2 | One Seat Pod | | | | | \$ 11884 |
| 15-PCP43_15-P3 | 1 | Low Center Panel, Single Sided Table Bracket (TBLBKT) - View Booth Table Being Used | | | | | \$ 1499 |
| 15-E1TV24_15-P3 | 1 | 24"W TFL View Booth Table | | | | | \$ 605 |

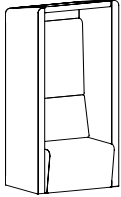
View Booth Table is available in 24"W or 30"W and surface material options include TFL, HPL or Veneer
Grade 1 pricing

For ordering options, [see overview at the beginning of this section.](#)

FIFTEEN PODS

PODS + TABLES BY PLEDGE (15 SERIES)

| Item | Model No. | Chair Width | Chair Depth | Chair Height | Ship Wt | Cubic Ft |
|--------------|-----------|------------------|------------------|--------------|---------|----------|
| ONE SEAT POD | 15-P11 | 33 $\frac{3}{8}$ | 26 $\frac{3}{8}$ | 75 | 97 | 47.4 |



Description

- Available with Three Contrasting Upholstery ([See Details](#))
- May Be Used in Booth Applications; Must Specify Center Panel Designator: (NONE) for No Center Panel or (LEFT or RIGHT) Based on the Side the Center Panel will be Attached; ([See Single or Dual Sided Center Panels and Order Separately](#))
- Optional Power Ports, [See Options](#)


Must Specify (in this order):

- Model #
- Primary Upholstery
- Accent Upholstery
- Surround Upholstery
- Center Panel Designator
- Optional Power

| List Price/Grade | Yards | COM/1 | 2 | 3 | 4 | 5 | 6 | 7 | 8 | 9 | 10 | L1 | L2 |
|------------------------|-------|---------|------|------|------|------|------|-------|-------|-------|-------|-------|-------|
| Single Upholstery | 12.50 | \$ 5942 | 6592 | 7142 | 7680 | 8492 | 9317 | 10492 | 11717 | 13142 | 14792 | 10067 | 11830 |
| Contrasting Upholstery | | | | | | | | | | | | | |
| Primary | 3.50 | \$ 5990 | 6172 | 6326 | 6477 | 6704 | 6935 | 7264 | 7607 | 8006 | 8468 | 7145 | 7639 |
| Accent | 1.50 | \$ 0 | 78 | 144 | 209 | 306 | 405 | 546 | 693 | 864 | 1062 | 495 | 707 |
| Surround | 8.50 | \$ 0 | 442 | 816 | 1182 | 1734 | 2295 | 3094 | 3927 | 4896 | 6018 | 2805 | 4004 |

TWO SEAT POD

| | | | | | |
|--------|------------------|------------------|----|-----|------|
| 15-P22 | 54 $\frac{3}{4}$ | 26 $\frac{3}{8}$ | 75 | 141 | 66.8 |
|--------|------------------|------------------|----|-----|------|



Description

- Available with Three Contrasting Upholstery ([See Details](#))
- May Be Used in Booth Applications; Must Specify Center Panel Designator: (NONE) for No Center Panel or (LEFT or RIGHT) Based on the Side the Center Panel will be Attached; ([See Single or Dual Sided Center Panels and Order Separately](#))
- Optional Power Ports, [See Options](#)


Must Specify (in this order):

- Model #
- Primary Upholstery
- Accent Upholstery
- Surround Upholstery
- Center Panel Designator
- Optional Power

| List Price/Grade | Yards | COM/1 | 2 | 3 | 4 | 5 | 6 | 7 | 8 | 9 | 10 | L1 | L2 |
|------------------------|-------|---------|------|------|------|-------|-------|-------|-------|-------|-------|-------|-------|
| Single Upholstery | 16.75 | \$ 7323 | 8194 | 8931 | 9651 | 10740 | 11846 | 13420 | 15062 | 16971 | 19182 | 12851 | 15212 |
| Contrasting Upholstery | | | | | | | | | | | | | |
| Primary | 5.50 | \$ 7359 | 7645 | 7887 | 8124 | 8481 | 8844 | 9361 | 9900 | 10527 | 11253 | 9174 | 9950 |
| Accent | 2.00 | \$ 0 | 104 | 192 | 278 | 408 | 540 | 728 | 924 | 1152 | 1416 | 660 | 942 |
| Surround | 10.00 | \$ 0 | 520 | 960 | 1390 | 2040 | 2700 | 3640 | 4620 | 5760 | 7080 | 3300 | 4710 |

THREE SEAT POD

| | | | | | |
|--------|------------------|------------------|----|-----|------|
| 15-P33 | 78 $\frac{3}{8}$ | 26 $\frac{3}{8}$ | 75 | 190 | 96.1 |
|--------|------------------|------------------|----|-----|------|



Description

- Available with Three Contrasting Upholstery ([See Details](#))
- May Be Used in Booth Applications; Must Specify Center Panel Designator: (NONE) for No Center Panel or (LEFT or RIGHT) Based on the Side the Center Panel will be Attached; ([See Single or Dual Sided Center Panels and Order Separately](#))
- Optional Power Ports, [See Options](#)

Must Specify (in this order):

- Model #
- Primary Upholstery
- Accent Upholstery
- Surround Upholstery
- Center Panel Designator
- Optional Power


| List Price/Grade | Yards | COM/1 | 2 | 3 | 4 | 5 | 6 | 7 | 8 | 9 | 10 | L1 | L2 |
|------------------------|-------|---------|------|-------|-------|-------|-------|-------|-------|-------|-------|-------|-------|
| Single Upholstery | 21.25 | \$ 8476 | 9581 | 10516 | 11430 | 12811 | 14214 | 16211 | 18294 | 20716 | 23521 | 15489 | 18485 |
| Contrasting Upholstery | | | | | | | | | | | | | |
| Primary | 8.75 | \$ 8548 | 9003 | 9388 | 9764 | 10333 | 10911 | 11733 | 12591 | 13588 | 14743 | 11436 | 12669 |
| Accent | 2.75 | \$ 0 | 143 | 264 | 382 | 561 | 743 | 1001 | 1271 | 1584 | 1947 | 908 | 1295 |
| Surround | 11.25 | \$ 0 | 585 | 1080 | 1564 | 2295 | 3038 | 4095 | 5198 | 6480 | 7965 | 3713 | 5299 |

For ordering options, [see overview at the beginning of this section.](#)

FIFTEEN PODS

PODS + TABLES BY PLEDGE (15 SERIES)

| Item | Model No. | Width | Depth | Height | Ship Wt | Cubic Ft |
|----------------------------------|--|-------|-------|--------|---------|----------|
| LOW CENTER PANEL SINGLE SIDED | 15-PCP49 <i>For Use With 30"D View Tables</i> | 49 | 3 | 49½ | 45 | 8.4 |
| | 15-PCP43 <i>For Use With 24"D View Tables</i> | 43 | 3 | 49½ | 41 | 8.4 |



Must Specify (in this order):
Model #
Primary Upholstery
Table Bracket Designator
TV Bracket Designator

Description

- Use to Create Booths in Single-Sided Applications
- Not Freestanding; Must Connect To Two Pod Units
- Must Specify Table Bracket Designator Below: NO TBLBKT or TBLBKT; ([See View Booth Tables and Order Separately](#))
- Must Specify TV Bracket Designator Below: NO TVBKT or TVBKT; ([See TV Bracket and Order Separately](#))
- TV Bracket Allows For Use of TVs up to 40" on Panel
- If a Table and/or TV Bracket is Designated, a Grommet or Grommets Will Automatically Be Added to the Panel for Wire Management

| List Price/Grade | Yards | COM/1 | 2 | 3 | 4 | 5 | 6 | 7 | 8 | 9 | 10 | L1 | L2 |
|-----------------------------|-------|-------|------|------|------|------|------|------|------|------|------|------|----|
| 15-PCP49 Upholstery 4.50 \$ | 1579 | 1813 | 2011 | 2205 | 2497 | 2794 | 3217 | 3658 | 4171 | 4765 | 3064 | 3699 | |
| 15-PCP43 Upholstery 4.00 \$ | 1499 | 1707 | 1883 | 2055 | 2315 | 2579 | 2955 | 3347 | 3803 | 4331 | 2819 | 3383 | |


Must Specify: Table Bracket

NO TBLBKT No View Booth Table Being Used
TBLBKT View Booth Table Being Used

Must Specify: TV Bracket

NO TVBKT No TV Being Used
TVBKT TV Bracket at Standard Height (42"H)

| Item | Model No. | Width | Depth | Height | Ship Wt | Cubic Ft |
|-----------------------------------|---|-------|-------|--------|---------|----------|
| HIGH CENTER PANEL SINGLE SIDED | 15-PCPH49 <i>For Use With 30"D View Tables</i> | 49 | 3 | 69¾ | 69 | 9.0 |
| | 15-PCPH43 <i>For Use With 24"D View Tables</i> | 43 | 3 | 69¾ | 65 | 9.0 |



Must Specify (in this order):
Model #
Primary Upholstery
Table Bracket Designator
TV Bracket Designator

Description

- Use to Create Booths in Single-Sided Applications
- Not Freestanding; Must Connect To Two Pod Units
- Must Specify Table Bracket Designator Below: NO TBLBKT or TBLBKT; ([See View Booth Tables and Order Separately](#))
- Must Specify TV Bracket Designator Below: NO TVBKT, TVBKT, or HI-TVBKT; ([See TV Bracket and Order Separately](#))
- TV Bracket Allows For Use of TVs up to 40" on Panel
- If a Table and/or TV Bracket is Designated, a Grommet or Grommets Will Automatically Be Added to the Panel for Wire Management

| List Price/Grade | Yards | COM/1 | 2 | 3 | 4 | 5 | 6 | 7 | 8 | 9 | 10 | L1 | L2 |
|------------------------------|-------|-------|------|------|------|------|------|------|------|------|------|------|----|
| 15-PCPH49 Upholstery 6.00 \$ | 2060 | 2372 | 2636 | 2894 | 3284 | 3680 | 4244 | 4832 | 5516 | 6308 | 4040 | 4886 | |
| 15-PCPH43 Upholstery 5.25 \$ | 1935 | 2208 | 2439 | 2665 | 3006 | 3353 | 3846 | 4361 | 4959 | 5652 | 3668 | 4408 | |

Must Specify: Table Bracket

NO TBLBKT No View Booth Table Being Used
TBLBKT View Booth Table Being Used

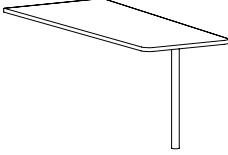
Must Specify: TV Bracket

NO TVBKT No TV Being Used
TVBKT TV Bracket at Standard Height (42"H)
HI-TVBKT TV Bracket at Higher Height (60½"H)

For ordering options, [see overview at the beginning of this section.](#)

FIFTEEN PODS

PODS + TABLES BY PLEDGE (15 SERIES)

| Item | Model No. | | Width | Depth | Height | Ship Wt | Cubic Ft | List Price | |
|---|------------|------------|-------------|-------------|--------|---------|----------|------------|---------|
| VIEW BOOTH TABLES | | | 30"W | | | | | | |
|  | 15-E5TV30 | TFL | 30 | 71 | 30 | 71 | 52.1 | T\$ 854 | |
| | 15-E5TV30H | HPL | 30 | 71 | 30 | 71 | 52.1 | P\$ 1091 | |
| | 15-E5TV30V | Veneer | 30 | 71 | 30 | 71 | 52.1 | W\$ 1480 | |
| | 15-E4TV30 | TFL | 30 | 60 | 30 | 60 | 40.3 | T\$ 780 | |
| | 15-E4TV30H | HPL | 30 | 60 | 30 | 60 | 40.3 | P\$ 976 | |
| | 15-E4TV30V | Veneer | 30 | 60 | 30 | 60 | 40.3 | W\$ 1318 | |
| | 15-E3TV30 | TFL | 30 | 47 | 30 | 41 | 40.3 | T\$ 723 | |
| | 15-E3TV30H | HPL | 30 | 47 | 30 | 41 | 40.3 | P\$ 932 | |
| | 15-E3TV30V | Veneer | 30 | 47 | 30 | 41 | 40.3 | W\$ 1191 | |
| | 15-E2TV30 | TFL | 30 | 36 | 30 | 36 | 40.3 | T\$ 675 | |
| | 15-E2TV30H | HPL | 30 | 36 | 30 | 36 | 40.3 | P\$ 892 | |
| | 15-E2TV30V | Veneer | 30 | 36 | 30 | 36 | 40.3 | W\$ 1068 | |
| | 15-E1TV30 | TFL | 30 | 26 | 30 | 30 | 40.3 | T\$ 628 | |
| | 15-E1TV30H | HPL | 30 | 26 | 30 | 30 | 40.3 | P\$ 853 | |
| | 15-E1TV30V | Veneer | 30 | 26 | 30 | 30 | 40.3 | W\$ 910 | |
| | | | | 24"W | | | | | |
| | | 15-E5TV24 | TFL | 24 | 71 | 30 | 57 | 52.1 | T\$ 795 |
| | | 15-E5TV24H | HPL | 24 | 71 | 30 | 57 | 52.1 | P\$ 975 |
| | 15-E5TV24V | Veneer | 24 | 71 | 30 | 57 | 52.1 | W\$ 1333 | |
| | 15-E4TV24 | TFL | 24 | 60 | 30 | 48 | 40.3 | T\$ 732 | |
| | 15-E4TV24H | HPL | 24 | 60 | 30 | 48 | 40.3 | P\$ 913 | |
| | 15-E4TV24V | Veneer | 24 | 60 | 30 | 48 | 40.3 | W\$ 1199 | |
| | 15-E3TV24 | TFL | 24 | 47 | 30 | 33 | 40.3 | T\$ 685 | |
| | 15-E3TV24H | HPL | 24 | 47 | 30 | 33 | 40.3 | P\$ 868 | |
| | 15-E3TV24V | Veneer | 24 | 47 | 30 | 33 | 40.3 | W\$ 1086 | |
| | 15-E2TV24 | TFL | 24 | 36 | 30 | 29 | 40.3 | T\$ 642 | |
| | 15-E2TV24H | HPL | 24 | 36 | 30 | 29 | 40.3 | P\$ 832 | |
| | 15-E2TV24V | Veneer | 24 | 36 | 30 | 29 | 40.3 | W\$ 943 | |
| | 15-E1TV24 | TFL | 24 | 26 | 30 | 24 | 40.3 | T\$ 605 | |
| | 15-E1TV24H | HPL | 24 | 26 | 30 | 24 | 40.3 | P\$ 797 | |
| | 15-E1TV24V | Veneer | 24 | 26 | 30 | 24 | 40.3 | W\$ 842 | |

Must Specify (in this order):

Model #
Finish/Color
Leg Color
Grommet/Power/Data

Description

- Available With a Veneer (W), HPL (P), or TFL (T) Top; Must Specify Finish/Color; [See Color Options](#)
- Not Freestanding; Must Connect to High or Low Center Panel
- Must Specify Leg Finish: Aluminum (ALUM), Black (BLK), or Chrome (CHM)
- Some Assembly Required
- Wire Management, Power/Data, and Grommet Options Available, Starting on Next Page; [See Locations](#)

T = TFL P = HPL W = Veneer

For ordering options, [see overview at the beginning of this section.](#)

FIFTEEN PODS

PODS + TABLES BY PLEDGE (15 SERIES)

| Item | Model No. | | Width | Depth | Height | Ship Wt | Cubic Ft | List Price |
|--|-----------|--------|-------|-------|--------|---------|----------|------------|
| ROUND GROMMET COVER FIELD INSTALLED | 01-GRMTBK | Black | - | - | - | - | - | \$ 11 |
| | 01-GRMTSL | Silver | | | | | | |

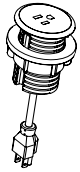


OPEN MARKET ONLY
(SILVER)

Description

- 60mm Round Grommet Cover
- Field Installed

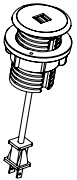
| | | | | | | | | |
|--------------------------|-------------|--------|---|---|---|---|-----|-------|
| SINGLE POWER SAND DOLLAR | 01-SAND60PS | Silver | 3 | 3 | 4 | 1 | 0.2 | \$ 98 |
| | 01-SAND60PW | White | | | | | | \$ 98 |
| | 01-SAND60PB | Black | | | | | | \$ 98 |



Description

- Unit is 2" Diameter; Mounts in 60mm Round Grommet
- 6' Cord
- Single Power Outlet

| | | | | | | | | |
|------------------------|-------------|--------|---|---|---|---|-----|--------|
| DOUBLE USB SAND DOLLAR | 01-SAND60US | Silver | 3 | 3 | 4 | 1 | 0.2 | \$ 277 |
| | 01-SAND60UW | White | | | | | | \$ 277 |
| | 01-SAND60UB | Black | | | | | | \$ 277 |



Description

- Unit is 2" Diameter; Mounts in 60mm Round Grommet
- 6' Cord
- Double USB

| | | | | | | | | |
|------------------------------|-------------|-------|---|---|---|---|-----|--------|
| DOCK 950 WIRELESS CHARGER | 01-DOCK950B | Black | - | - | - | 1 | 0.2 | \$ 265 |
| | 01-DOCK950W | White | | | | | | \$ 265 |



Open Market Only

Description

- For Use with Wireless Charging Enabled Devices (Qi)
- 5 Watts Maximum Output with a Direct Current of 5V 2A and 10 Watts Maximum with Quick Charge 2.0
- Mounts in 76mm Round Cut-Out
- LED will Confirm Pairing with Device and Begin Wireless Charging

| | | | | | | | | |
|--------------------------------------|-------------|-------|---|---|---|---|-----|--------|
| DOCK 150 WIRELESS AND USB CHARGER | 01-DOCK150B | Black | - | - | - | 1 | 0.2 | \$ 405 |
| | 01-DOCK150W | White | | | | | | \$ 405 |



Open Market Only

Description

- For Use with Wireless Charging Enabled Devices (Qi) and USB Charging Devices
- 5 Watt Maximum Output with a Direct Current Input of 5V 6A (Wireless Fast Charge)
- Pop-Up Includes Three (3) USB Ports; One (1) 12 Watt Maximum with 2.4A (USB Fast Charge) and Two (2) 5 Watt with 1A (USB Standard Charge)
- Mounts in 76mm Round Cut-Out
- LED will Confirm Pairing with Device and Begin Wireless Charging
- UL & cUL Certified

For ordering options, [see overview at the beginning of this section.](#)

PLEDGE


FIFTEEN PODS

PODS + TABLES BY PLEDGE (15 SERIES)

| Item | Model No. | | Width | Depth | Height | Ship Wt | Cubic Ft | List Price |
|---|--------------|--------|-------|-------|--------|---------|----------|------------|
|  | 01-DUOBEZELS | Silver | 9 | 2½ | 3 | 1 | 0.2 | \$ 675 |
| | 01-DUOBEZELW | White | | | | | | \$ 675 |
| | 01-DUOBEZELB | Black | | | | | | \$ 675 |

Description

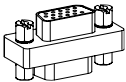
- Standard with: Two (2) Power Outlet, **One (1) USB Charging Port and One (1) 60-Watt USB-C Power Delivery Port with GaN Technology with 10' Cord**
- Worksurface Must Be Routed To Accept Unit, Which Sits Down Into Worksurface Supported By Attractive Slim Fit Bezel
- Independent USB Circuit Controllers Deliver up to 2.1 Amps to Each Post
- All Mounting Hardware Included
- FCC Part 15A and UL Approved for Horizontal and Vertical Applications

| | | | | | | | | |
|---|---------------|--------|----|----|----|---|-----|--------|
|  | 01-TRIOBEZELS | Silver | 6½ | 2½ | 3¼ | 1 | 0.2 | \$ 725 |
| | 01-TRIOBEZELW | White | | | | | | \$ 725 |
| | 01-TRIOBEZELB | Black | | | | | | \$ 725 |

Description

- Standard with: Three (3) Power Outlets, **One (1) USB Charging Port, One (1) 60-Watt USB-C Power Delivery Port with GaN Technology, One (1) Open Data with 10' Cord**
- Worksurface Must Be Routed To Accept Unit, Which Sits Down Into Worksurface Supported By Attractive Slim Fit Bezel
- Independent USB Circuit Controllers Deliver up to 2.1 Amps to Each Post
- HDMI, VGA, or RJ45 Accessories Sold Separately
- All Mounting Hardware Included
- FCC Part 15A and UL Approved for Horizontal and Vertical Applications

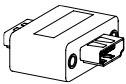
| | | | | | | | | |
|---------------------------------|------------|--|---|---|---|---|---|--------|
| TRIO VGA DATA PORT ACCESSORY | 01-LCOMVGA | | - | - | - | - | - | \$ 121 |
|---------------------------------|------------|--|---|---|---|---|---|--------|



Description

- VGA Ports for Trio Units

| | | | | | | | | |
|----------------------------------|-------------|--|---|---|---|---|---|--------|
| TRIO HDMI DATA PORT ACCESSORY | 01-LCOMHDMI | | - | - | - | - | - | \$ 166 |
|----------------------------------|-------------|--|---|---|---|---|---|--------|

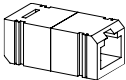


Open Market Only

Description

- HDMI Ports for Trio Units

| | | | | | | | | |
|----------------------------------|-------------|--|---|---|---|---|---|-------|
| TRIO RJ45 DATA PORT ACCESSORY | 01-LCOMRJ45 | | - | - | - | - | - | \$ 79 |
|----------------------------------|-------------|--|---|---|---|---|---|-------|

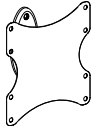


Description

- RJ45 Ports for Trio Units

For ordering options, [see overview at the beginning of this section.](#)

| Item | Model No. | Width | Depth | Height | Ship Wt | Cubic Ft | List Price |
|------------|-------------|-------|-------|--------|---------|----------|------------|
| TV BRACKET | 01-0603TVBR | 12½ | 13½ | 19½ | 5 | 1.9 | \$ 331 |

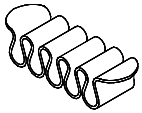


Open Market Only

Description

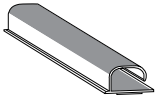
- TV Bracket with Swivel/Tilt

| | | | | | | | |
|------------|-----------|---|---|---|---|-----|-------|
| CABLE GRIP | 01-WMGRCB | - | - | - | 1 | 0.1 | \$ 17 |
|------------|-----------|---|---|---|---|-----|-------|

**Description**

- Black Under Surface Wire Management
- Cable Grip Attaches with Four (4) Screws, Hardware Included

| | | | | | | | |
|--------------|----------|----|----|---|-----|-----|--------|
| WIRE CHANNEL | 01-32125 | 24 | 1½ | 1 | .25 | 0.3 | \$ 106 |
|--------------|----------|----|----|---|-----|-----|--------|

**Description**

- Available in Black
- Includes (2) Double-Sided Tape Ribbons for Easy Installation
- Open J Channel for Easy Wire Management

| | | | | | | | |
|--------------------|----------|-----|----|-----|----|-----|---------|
| VESTA POWER CENTER | 01-PDCTR | 10¾ | 12 | 28¼ | 14 | 2.5 | \$ 1776 |
|--------------------|----------|-----|----|-----|----|-----|---------|

**Description**

- Top Includes One (1) Power Outlet, Two (2) USB Ports and One (1) USBC Port; Base Includes Three (3) Outlet
- Available in White
- 120" Power Cord
- Built with Weight Distribution for Optimal Stability
- Base is 5" Tall

For ordering options, [see overview at the beginning of this section.](#)

PLEDGE

Fifteen Lounge, created by Pledge, is a mix of freestanding and modular components designed to create shared and private moments for a broad range of applications. With the ease and flexibility you desire, Fifteen fits today's needs.

CONSTRUCTION

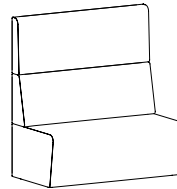
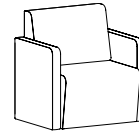
- Lounge units are manufactured using Baltic Birch plywood for internal wood components and frame; individually hand assembled with joints mortised and tenoned, screwed, and glued for maximum strength and durability
- High Grade Polyurethane Foam, 2¼" thick in the seat and 1" thick in the back
- Lounge units connect using pre-installed metal ganging brackets (unless otherwise noted)
- View Tables feature square edge profile and are available in Veneer, HPL, and TFL
- Veneer table tops are 1¾" thick with a 3mm veneer edge banding and are made of select-grade sliced Walnut, Cherry, Maple, or composite veneers for maximum grain and color consistency
- HPL tops are 1¾" thick with a 3mm PVC edge bands and TFL tops are 1" thick with a 3mm PVC edge bands; Designer White, Sugar Maple, and Williamsburg Cherry feature ABS edge bands
- Each unit includes non-marring, nylon adjustable glides
- Upholstered units ship fully assembled, while tables require some assembly
- Seating rated for users up to 275lbs

UPHOLSTERY OPTIONS + RECOMMENDATIONS

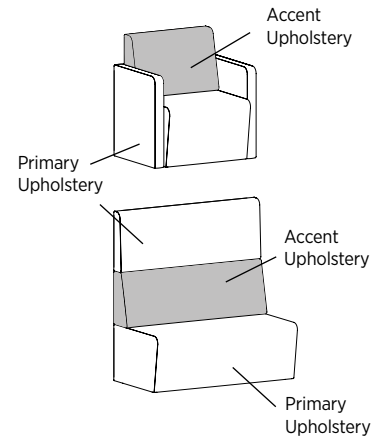
Available in single or contrasting upholsteries in a wide variety of graded-in or contract options, including fabric, vinyl, and leather.

When using contrasting upholstery, note that the Accent Upholstery will be shown on the front and back side of the unit.

Single Upholstery



Contrasting Upholstery



Some upholsteries are considered directional, such as stripes, patterns and plaids. Customer may specify how fabric is cut (up the roll or across the roll). If not specified, upholsteries are reviewed by production for the best application. Certain upholsteries may require the pattern to be applied up the roll, which creates additional seams in the seat and backs of select units. When contrasting upholstery is specified and any fabric direction selection is requested or deemed best applied up the roll then all fabric direction selections will be applied up the roll. See the COL/COM Form for additional details.

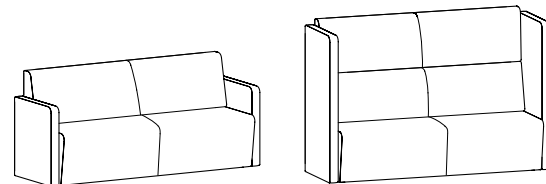
HOW TO ORDER EXAMPLES

LOUNGE


| Model No. | QTY | Description | Example |
|-----------|-----|-------------------------|-----------------------|
| 15-11N | 1 | Primary Upholstery | Mayer Fedora Fawn |
| | | Accent Upholstery | Mayer Fedora Espresso |
| | | Center Panel Designator | NONE |
| | | Power/Color/Location | ECSR |

BOOTHS

| Model No. | QTY | Description | Example |
|-------------|-----|---------------------------|------------------------|
| 15-11L | 1 | Primary Upholstery | Architex Hush Ivory |
| | | Accent Upholstery | Architex Catwalk Ritts |
| | | Center Panel Designator | RIGHT |
| | | Power/Color/Location | NONE |
| 15-11R | 1 | Primary Upholstery | Architex Hush Ivory |
| | | Accent Upholstery | Architex Catwalk Ritts |
| | | Center Panel Designator | LEFT |
| | | Power/Color/Location | NONE |
| 15-DHC85 | 1 | Primary Upholstery | Architex Hush Baltic |
| | | Table Bracket Designator | LR-TBLBKT |
| | | TV Bracket Designator | R-TVBKT |
| 15-E5TV30 | 2 | Finish/Color | SBP |
| | | Leg Color | BLK |
| | | Grommet/Power Location | D950-E |
| 01-DOCK950W | 2 | Dock 950 Wireless Charger | Dock950, White |
| 01-0603TVBR | 1 | TV Bracket | |



Additional seams for the three seat models (15-31N, 15-31L/R, 15-31LR, 15-32N, 15-32L/R and 15-32LR) when upholstery is cut up the roll.



Shown with Accent Upholstery cut Up the Roll and applied with the seam. Primary Upholstery cut Across the Roll and applied with no seam. This will apply to 15-31N, 15-31L/R, 15-31LR, 15-32N, 15-32L/R and 15-32LR.

CREATING A BOOTH

At the time of specifying Lounge units, we ask that you also designate whether or not you'll be creating a booth. Please note that some lounge units are not available for use when creating a booth.

To insure all necessary hardware is factory installed when creating a booth:

- Order the correct number of Lounge units to support the Center Panel specified:
 - Single-sided Center Panels require two Lounge units of any combination model/width
 - Dual sided Center Panels require four lounge units in any combination of model/width
- Each Lounge unit specified must indicate which end will connect to the Center Panel. Left end and right end are determined as you are standing looking at the Lounge unit. For example a single-sided Center Panel requires one Lounge unit specified as a left connection and one Lounge unit specified as right connection.
- Tables and TV Brackets must be ordered separately, however, the Center Panel must be ordered with the corresponding options for connection. Please pay close attention to the dual-sided Center Panels and how the options are specified for one or both sides.
- Tables are not freestanding and must be supported by a Center Panel.
- Keep users connected by specifying and ordering power/data units for the Lounge units and Table!

CENTER PANEL DESIGNATORS

Lounge units will be modified to accept Center Panels as specified. We ask that all Lounge units designate if a Center Panel will be used and which side of the unit will need to be attached. Left or Right location is based on facing the Lounge Unit.

Note: Center Panel must be ordered separately.

- NONE No Center Panel
- LEFT Center Panel on Left
- RIGHT Center Panel on Right



POWER/DATA OPTIONS

Note: Specified by Facing the Pod

Power ports are installed on the front of the unit 11¼" up from glide and 6⅝" in from the outside of the arm. Armless units have power ports are installed on the front of the unit 11¼" up from glide and 3¾" in from the outside of the unit.

Each Power Port comes with 1 Outlet and 2 USB

| | | |
|-------|---|---------|
| ECSL | ECA Cove, Left Port, Silver (1 Unit) | \$ 975 |
| ECSR | ECA Cove, Right Port, Silver (1 Unit) | \$ 975 |
| ECSLR | ECA Cove, Left and Right Port, Silver (2 Units) | \$ 1950 |
| ECBL | ECA Cove, Left Port, Black (1 Unit) | \$ 975 |
| ECBR | ECA Cove, Right Port, Black (1 Unit) | \$ 975 |
| ECBLR | ECA Cove, Left and Right Port, Black (2 Units) | \$ 1950 |



ECA Cove
Power installed on front left and/or front right

CENTER PANEL TABLE OPTIONS

When ordering a Center Panel, we ask that you also designate whether or not you plan to use a View Table with it. This will ensure that the table attachment bracket and a grommet are factory installed for your convenience.

Note: Table must be ordered separately.

SINGLE-SIDED CENTER PANELS:

- NO TBLBKT No Table Bracket
- TBLBKT Table Bracket

DUAL-SIDED CENTER PANELS:

- NO TBLBKT No Table Bracket
- L-TBLBKT Table Bracket on Left Side
- R-TBLBKT Table Bracket on Right Side
- LR-TBLBKT Table Bracket on Left & Right Sides

CENTER PANEL TV ATTACHMENT OPTIONS

When ordering a High Center Panel, we ask that you also designate whether or not you plan to use a TV with it. This will ensure that the attachment hardware and a grommet are factory installed for your convenience. The Bracket and Grommet are always centered. TV Bracket not available on Low Center Panels.

Note: Actual TV Bracket must be ordered separately.

SINGLE-SIDED CENTER PANELS:

- NO TVBKT No TV Bracket
- TVBKT TV Bracket

DUAL-SIDED CENTER PANELS:

- NO TBLBKT No Table Bracket
- L-TBLBKT Table Bracket on Left Side
- R-TBLBKT Table Bracket on Right Side
- LR-TBLBKT Table Bracket on Left & Right Sides

Note: If you are using a TV Bracket, we do not recommend using a TV larger than 40"

VIEW BOOTH TABLE LEG EDGE PROFILE

Y Square



VENEER (W) TABLE TOP OPTIONS

Tops feature UVAdvantage, an ultra-violet finish, on all exposed surfaces by utilizing roll-coat UV technology.

| | | | |
|-----|--------------------|-----|---------------------|
| AW | Artisan Walnut | MW | Mahogany Walnut |
| AS | Asian Night | MAS | Mesa Sunset* |
| CO | Columbian Walnut | MTS | Metropolis Sky |
| DC | Dark Cherry | ORW | Oak Riftwood* |
| DFW | Dark Forest Walnut | PNW | Pinnacle Walnut |
| EW | Espresso | SCH | Select Cherry |
| FO | Fawn Oak* | SKC | Shaker Cherry |
| GC | Golden Cherry | SM | Sugar Maple |
| HW | Harvest Walnut | WTA | Weathered Ash* |
| HNW | Henna Walnut | WC | Williamsburg Cherry |
| LW | Legacy Walnut | | |

* Finish is Low Sheen

TFL (T) AND HPL (P) LAMINATE TABLE TOP OPTIONS

WOODGRAIN

| | | | |
|-----|------------------|-----|---------------------|
| AS | Asian Night | PTK | Portico Teak |
| BW | Beigewood | RC | River Cherry |
| CO | Columbian Walnut | SPW | Sepia Walnut |
| EF | Espresso | SKC | Shaker Cherry |
| FLW | Florence Walnut | SBP | Smoky Brown Pear |
| HVM | Harvest Maple | TK | Studio Teak |
| KHE | Kirsche | SM | Sugar Maple |
| MNR | Midnight Run | WTA | Weathered Ash |
| NTM | Natural Marrone | WNB | White Nebbia |
| ORW | Oak Riftwood | WC | Williamsburg Cherry |
| PNW | Pinnacle Walnut | | |

SOLID

| | | | |
|----|----------------|-----|--------------|
| BL | Black | FHG | Fashion Grey |
| WH | Designer White | SG | Slate Grey |

VIEW BOOTH TABLE LEG FINISH OPTIONS

| | |
|------|--------------|
| ALUM | Aluminum Leg |
| BLK | Black Leg |
| CHM | Chrome Leg |

VIEW BOOTH TABLE POWER/DATA OPTIONS

Grommets are available in View Tables for an upcharge or they may be ordered without grommets (specify NO GROMMET on order).

Power/Data units and Wireless Chargers must be ordered separately and specified with a surface mount location. Multiple locations may be selected (End & Center). Only one unit per location.

GROMMET LOCATIONS (Specify Black = BLK or Silver = SLV)

| | | | |
|-----|------------------------------------|----|-----|
| GE | Grommet, End - BLK or SLV | \$ | 52 |
| GC | Grommet, Center - BLK or SLV | \$ | 52 |
| GEC | Grommet, End & Center - BLK or SLV | \$ | 104 |

VIEW BOOTH TABLE POWER/DATA OPTIONS CONTINUED

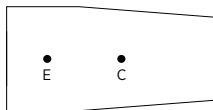
DUO/TRIO BEZEL LOCATIONS

| | |
|--------|---------------------|
| PDC-E | Bezel, End |
| PDC-C | Bezel, Center |
| PDC-EC | Bezel, End & Center |

DOCK LOCATIONS

| | |
|---------|------------------------|
| D950-E | Dock 950, End |
| D950-C | Dock 950, Center |
| D950-EC | Dock 950, End & Center |
| D150-E | Dock 150, End |
| D150-C | Dock 150, Center |
| D150-EC | Dock 150, End & Center |

Grommets, Power Units, Dock 950 Wireless Charger, and Dock 150 Wireless & USB Charger may be ordered in non-standard locations. Call Customer Service to assist with specification and/or please attach a drawing to the PO showing the location of the grommet. Note additional charges and lead times may apply.



Power locations for the View Table are End, Center, or End & Center

E = End C = Center EC = End & Center
E = 12" from monitor end
C = Centered

For Additional Power/Data and Wire Management Units [See Accessories](#)

EXAMPLES OF POWER/DATA UNITS (See Additional Units in the Accessories)

| | | | |
|---------------|--|----|-----|
| 01-DUOBEZELW | Duo Bezel, White, Specify Location | \$ | 675 |
| 01-DUOBEZELB | Duo Bezel, Black, Specify Location | \$ | 675 |
| 01-DUOBEZELS | Duo Bezel, Silver, Specify Location | \$ | 675 |
| 01-TRIOBEZELW | Trio Bezel, White, Specify Location | \$ | 725 |
| 01-TRIOBEZELB | Trio Bezel, Black, Specify Location | \$ | 725 |
| 01-TRIOBEZELS | Trio Bezel, Silver, Specify Location | \$ | 725 |
| 01-DOCK950W | Dock 950 Wireless Charger, White, Specify Location | \$ | 265 |
| 01-DOCK950B | Dock 950 Wireless Charger, Black, Specify Location | \$ | 265 |
| 01-DOCK150W | Dock 150 Wireless & USB Charger, White, Specify Location | \$ | 405 |
| 01-DOCK150B | Dock 150 Wireless & USB Charger, Black, Specify Location | \$ | 405 |



DOCK950



DOCK150



Duo Bezel



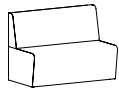
Trio Bezel

CERTIFICATIONS & COMPLIANCE

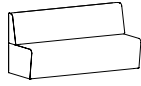
- CAL 117-2013 Compliance
- Intertek Sustainability Certified
- BIFMA level® Certified
- BIFMA Compliant® Certified
- TSCA Title VI (CARB) Compliance
- Contributes to LEED®, Green Globes®, and WELL® Sustainable Programs



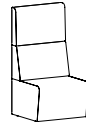
One Seat with Low Back and No Arms: 15-11N
[\(See Details\)](#)



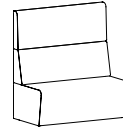
Two Seat with Low Back and No Arms: 15-21N
[\(See Details\)](#)



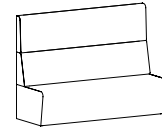
Three Seat with Low Back and No Arms: 15-31N
[\(See Details\)](#)



One Seat with High Back and No Arms: 15-12N
[\(See Details\)](#)



Two Seat with High Back and No Arms: 15-22N
[\(See Details\)](#)



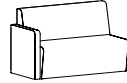
Three Seat with High Back and No Arms: 15-32N
[\(See Details\)](#)



90° Corner with Low Back: 15-11CR
[\(See Details\)](#)



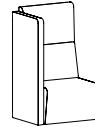
One Seat with Low Back and One Arm: 15-11R (Right) 15-11L (Left)
[\(See Details\)](#)



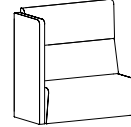
Two Seat with Low Back and One Arm: 15-21R (Right) 15-21L (Left)
[\(See Details\)](#)



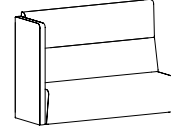
Three Seat with Low Back and One Arm: 15-31R (Right) 15-31L (Left)
[\(See Details\)](#)



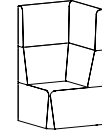
One Seat with High Back and One Arm: 15-12R (Right) 15-12L (Left)
[\(See Details\)](#)



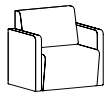
Two Seat with High Back and One Arm: 15-22R (Right) 15-22L (Left)
[\(See Details\)](#)



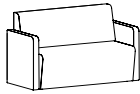
Three Seat with High Back and One Arm: 15-32R (Right) 15-32L (Left)
[\(See Details\)](#)



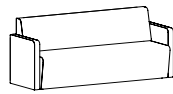
90° Corner with High Back: 15-12CR
[\(See Details\)](#)



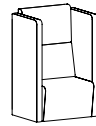
One Seat with Low Back and Arms: 15-11LR
[\(See Details\)](#)



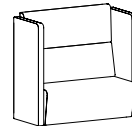
Two Seat with Low Back and Arms: 15-21LR
[\(See Details\)](#)



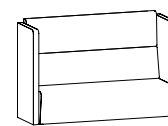
Three Seat with Low Back and Arms: 15-31LR
[\(See Details\)](#)



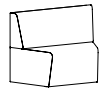
One Seat with High Back and Arms: 15-12LR
[\(See Details\)](#)



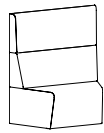
Two Seat with High Back and Arms: 15-22LR
[\(See Details\)](#)



Three Seat with High Back and Arms: 15-32LR
[\(See Details\)](#)



45° Internal Corner with Low Back: 15-11ICR
[\(See Details\)](#)



45° Internal Corner with High Back: 15-12ICR
[\(See Details\)](#)



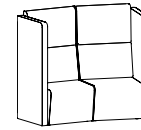
45° External Corner with Low Back: 15-11ECR
[\(See Details\)](#)



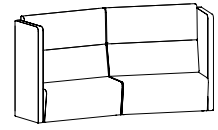
45° External Corner with High Back: 15-12ECR
[\(See Details\)](#)



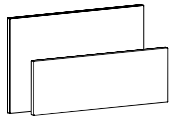
Octagon Top Cap Insert: 15-INSERT
[\(See Details\)](#)



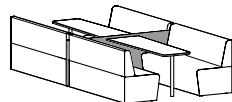
Two Seat Concave with High Back and Arms: 15-22CCLR
[\(See Details\)](#)



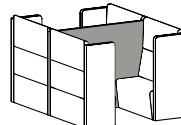
Four Seat Concave with High Back and Arms: 15-42CCLR
[\(See Details\)](#)



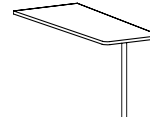
Single-Sided Center Panel: 15-LCP85 (Low Panel) 15-LCP79 (Low Panel) 15-HCP85 (High Panel) 15-HCP79 (High Panel)
[\(See Details\)](#)



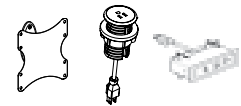
Dual-Sided Low Center Panel: 15-DLCP85 15-DLCP79
[\(See Details\)](#)




Dual-Sided High Center Panel: 15-DHCP85 15-DHCP79
[\(See Details\)](#)



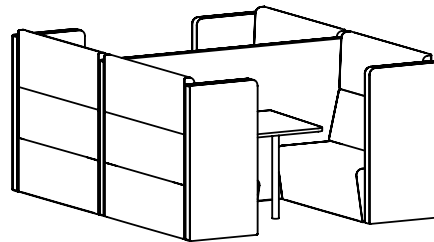
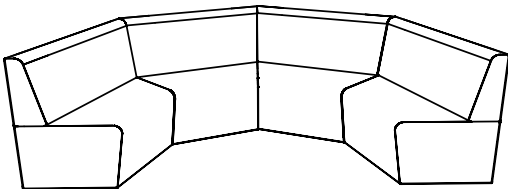
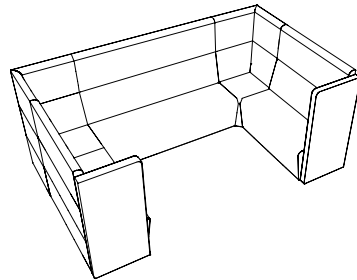

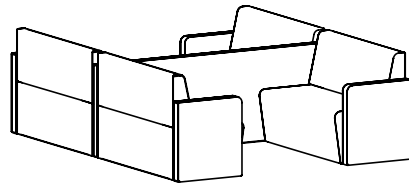
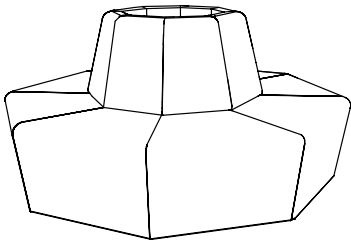
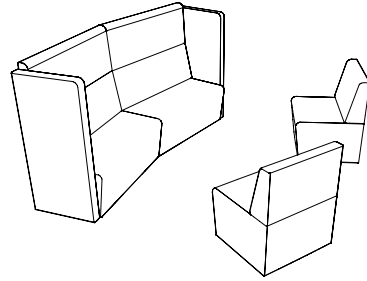
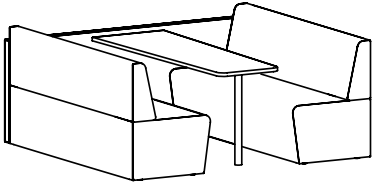
View Table 30"D & 24"D Available in TFL, HPL and Veneer
[\(See Details\)](#)



Accessories Include: TV Brackets, Power, and Wireless Chargers
[\(See Power + Accessories\)](#)



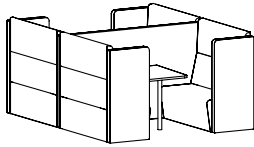
Enhance your space with Cush Pillows. [See Product Details.](#)



FIFTEEN LOUNGE

LOUNGE + TABLES BY PLEDGE (15 SERIES)


| Item | Model No. | Width | Depth | Height | Ship Wt | Cubic Ft | List Price |
|------|-----------|-------|-------|--------|---------|----------|------------|
|------|-----------|-------|-------|--------|---------|----------|------------|



| | | | | | | | |
|---------------------|---|--|----|-----|-----|-------|----------|
| 15-1 | | 347 | 64 | 35½ | 266 | 138.1 | \$ 18642 |
| CONSISTS OF: | | QTY | | | | | |
| 15-22L | 2 | Two Seat with High Back and Arm, Left | | | | | \$ 7374 |
| 15-22R | 2 | Two Seat with High Back and Arm, Right | | | | | \$ 7374 |
| 15-DHCP85 | 1 | High Center Panel Dual Sided Table Bracket (LR-TBLBKT) - View Booth Table Being Used on Left & Right Sides | | | | | \$ 2524 |
| 15-E3TV24 | 2 | 24"W TFL View Booth Table | | | | | \$ 1370 |

Products are available as left or right and with other features, where applicable
View Booth Table is available in 24"W or 30"W and surface material options include TFL, HPL or Veneer
Grade 1 pricing

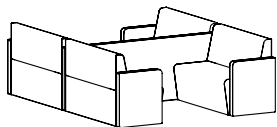
| | | | | | | | |
|------|--|-----|----|-----|-----|-------|---------|
| 15-2 | | 222 | 26 | 35½ | 296 | 144.9 | \$ 9860 |
|------|--|-----|----|-----|-----|-------|---------|



| | | | | | | | |
|---------------------|---|--|--|--|--|--|---------|
| CONSISTS OF: | | QTY | | | | | |
| 15-31L | 1 | Three Seat with Low Back and Arm, Left | | | | | \$ 3663 |
| 15-31R | 1 | Three Seat with Low Back and Arm, Right | | | | | \$ 3663 |
| 15-LCP79 | 1 | Low Center Panel Single Sided Table Bracket (TBLBKT) - View Booth Table Being Used | | | | | \$ 1680 |
| 15-E5TV30 | 1 | 30" TFL View Booth Table | | | | | \$ 854 |

Products are available as left or right and with other features, where applicable
View Booth Table is available in 24"W or 30"W and surface material options include TFL, HPL or Veneer
Grade 1 pricing

| | | | | | | | |
|------|--|----|-----|-----|-----|------|----------|
| 15-3 | | 56 | 141 | 34¼ | 149 | 55.8 | \$ 10230 |
|------|--|----|-----|-----|-----|------|----------|

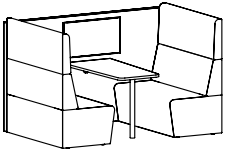


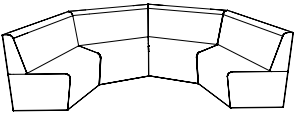
| | | | | | | | |
|---------------------|---|---------------------------------------|--|--|--|--|---------|
| CONSISTS OF: | | QTY | | | | | |
| 15-11L | 2 | One Seat with Low Back and Arm, Left | | | | | \$ 4074 |
| 15-11R | 2 | One Seat with Low Back and Arm, Right | | | | | \$ 4074 |
| 15-DLCP79 | 1 | Low Center Panel Dual Sided | | | | | \$ 2082 |

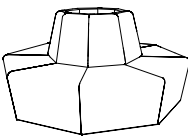
Products are available as left or right and with other features, where applicable
Grade 1 pricing

For ordering options, [see overview at the beginning of this section.](#)

FIFTEEN LOUNGE
LOUNGE + TABLES BY PLEDGE (15 SERIES)

| Item | Model No. | Width | Depth | Height | Ship Wt | Cubic Ft | List Price |
|---|---------------------|-------|---|--------|---------|----------|------------|
|  | 15-4 | 161 | 136 ¼ | 32 ½ | 593 | 212 | \$ 9178 |
| | CONSISTS OF: | | QTY | | | | |
| | 15-22N | 2 | Two Armless Seat with High Back | | \$ | 6370 | |
| | 15-HCP85 | 1 | High Center Panel Single Sided Table Bracket (TBLBKT) - View Booth Table Being Used | | \$ | 2123 | |
| | 15-E3TV24 | 1 | 24" TFL View Booth Table | | \$ | 685 | |
| View Booth Table is available in 24"W or 30"W and surface material options include TFL, HPL or Veneer TV not included Grade 1 pricing | | | | | | | |

| | | | | | | | |
|---|---------------------|-----|-----------------------------------|-----|-----|-------|---------|
|  | 15-5 | 112 | 98 | 34¼ | 220 | 170.4 | \$ 8472 |
| | CONSISTS OF: | | QTY | | | | |
| | 15-11ICR | 4 | 45° Internal Corner with Low Back | | \$ | 8472 | |
| Grade 1 pricing | | | | | | | |

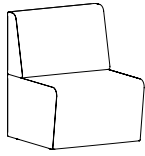
| | | | | | | | |
|---|---------------------|------|-----------------------------------|-----|-----|-------|----------|
|  | 15-6 | 114½ | 114½ | 34¼ | 352 | 192 | \$ 11840 |
| | CONSISTS OF: | | QTY | | | | |
| | 15-11ECR | 8 | 45° External Corner with Low Back | | \$ | 11840 | |
| Grade 1 pricing | | | | | | | |

For ordering options, [see overview at the beginning of this section.](#)

FIFTEEN LOUNGE

LOUNGE + TABLES BY PLEDGE (15 SERIES)

| Item | Model No. | Chair Width | Chair Depth | Chair Height | Seat Width | Seat Depth | Seat Height | Arm Height | Ship Wt | Cubic Ft |
|---------------------------------------|-----------|-------------|-------------|--------------|------------|------------|-------------|------------|---------|----------|
| ONE SEAT ARMLESS WITH LOW BACK | 15-11N | 27½ | 26½ | 34¼ | 27½ | 18½ | 17¼ | - | 44.1 | 24.0 |



Must Specify (in this order):

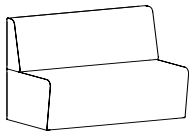
- Model #
- Primary Upholstery
- Accent Upholstery
- Center Panel Designator
- Optional Power

Description

- Available with Contrasting Upholstery ([See Details](#))
- May Be Used in Booth Applications; Must Specify Center Panel Designator: (NONE) for No Center Panel or (LEFT or RIGHT) Based on the Side the Center Panel will be Attached; ([See Single or Dual Sided Center Panels and Order Separately](#))
- Includes Ganging Hardware
- Optional Power Ports, [See Options](#)

| List Price/Grade | Yards | COM/1 | 2 | 3 | 4 | 5 | 6 | 7 | 8 | 9 | 10 | L1 | L2 |
|------------------------|-------|---------|------|------|------|------|------|------|------|------|------|------|------|
| Single Upholstery | 3.75 | \$ 1580 | 1775 | 1940 | 2101 | 2345 | 2593 | 2945 | 3313 | 3740 | 4235 | 2818 | 3346 |
| Contrasting Upholstery | | | | | | | | | | | | | |
| Primary | 2.50 | \$ 1592 | 1722 | 1832 | 1940 | 2102 | 2267 | 2502 | 2747 | 3032 | 3362 | 2417 | 2770 |
| Accent | 1.50 | \$ 0 | 78 | 144 | 209 | 306 | 405 | 546 | 693 | 864 | 1062 | 495 | 707 |

| | | | | | | | | | | |
|---------------------------------------|--------|-----|-----|-----|-----|-----|-----|---|----|------|
| TWO SEAT ARMLESS WITH LOW BACK | 15-21N | 48½ | 26½ | 34¼ | 48½ | 18½ | 17¼ | - | 77 | 42.6 |
|---------------------------------------|--------|-----|-----|-----|-----|-----|-----|---|----|------|



Must Specify (in this order):

- Model #
- Primary Upholstery
- Accent Upholstery
- Center Panel Designator
- Optional Power

Description

- Available with Contrasting Upholstery ([See Details](#))
- May Be Used in Booth Applications; Must Specify Center Panel Designator: (NONE) for No Center Panel or (LEFT or RIGHT) Based on the Side the Center Panel will be Attached; ([See Single or Dual Sided Center Panels and Order Separately](#))
- Includes Ganging Hardware
- Optional Power Ports, [See Options](#)

| List Price/Grade | Yards | COM/1 | 2 | 3 | 4 | 5 | 6 | 7 | 8 | 9 | 10 | L1 | L2 |
|------------------------|-------|---------|------|------|------|------|------|------|------|------|------|------|------|
| Single Upholstery | 5.00 | \$ 2487 | 2747 | 2967 | 3182 | 3507 | 3837 | 4307 | 4797 | 5367 | 6027 | 4137 | 4842 |
| Contrasting Upholstery | | | | | | | | | | | | | |
| Primary | 3.00 | \$ 2487 | 2643 | 2775 | 2904 | 3099 | 3297 | 3579 | 3873 | 4215 | 4611 | 3477 | 3900 |
| Accent | 2.00 | \$ 0 | 104 | 192 | 278 | 408 | 540 | 728 | 924 | 1152 | 1416 | 660 | 942 |

| | | | | | | | | | | |
|---|--------|-----|-----|-----|-----|-----|-----|---|----|------|
| THREE SEAT ARMLESS WITH LOW BACK | 15-31N | 71¼ | 26½ | 34¼ | 71¼ | 18½ | 17¼ | - | 99 | 48.4 |
|---|--------|-----|-----|-----|-----|-----|-----|---|----|------|



Must Specify (in this order):

- Model #
- Primary Upholstery
- Accent Upholstery
- Center Panel Designator
- Optional Power

Description

- Available with Contrasting Upholstery ([See Details](#))
- May Be Used in Booth Applications; Must Specify Center Panel Designator: (NONE) for No Center Panel or (LEFT or RIGHT) Based on the Side the Center Panel will be Attached; ([See Single or Dual Sided Center Panels and Order Separately](#))
- Includes Ganging Hardware
- Optional Power Ports, [See Options](#)

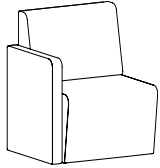
| List Price/Grade | Yards | COM/1 | 2 | 3 | 4 | 5 | 6 | 7 | 8 | 9 | 10 | L1 | L2 |
|------------------------|-------|---------|------|------|------|------|------|------|------|------|------|------|------|
| Single Upholstery | 7.50 | \$ 3307 | 3697 | 4027 | 4350 | 4837 | 5332 | 6037 | 6772 | 7627 | 8617 | 5782 | 6840 |
| Contrasting Upholstery | | | | | | | | | | | | | |
| Primary | 5.00 | \$ 3319 | 3579 | 3799 | 4014 | 4339 | 4669 | 5139 | 5629 | 6199 | 6859 | 4969 | 5674 |
| Accent | 2.75 | \$ 0 | 143 | 264 | 382 | 561 | 743 | 1001 | 1271 | 1584 | 1947 | 908 | 1295 |

For ordering options, [see overview at the beginning of this section.](#)

FIFTEEN LOUNGE

LOUNGE + TABLES BY PLEDGE (15 SERIES)

| Item | Model No. | Chair Width | Chair Depth | Chair Height | Seat Width | Seat Depth | Seat Height | Arm Height | Ship Wt | Cubic Ft | |
|---------------------------------------|--------------|-------------|-------------|--------------|------------|------------|-------------|------------|---------|----------|------|
| ONE SEAT WITH LOW BACK AND ARM | Left | | | | | | | | | | |
| | Right | | | | | | | | | | |
| | 15-11L | 15-11R | 30¾ | 26½ | 34¾ | 27½ | 18½ | 17¼ | 26¼ | 52.9 | 24.0 |



Shown as Left

Must Specify (in this order):

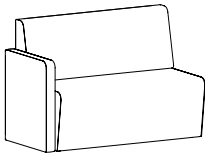
- Model #
- Primary Upholstery
- Accent Upholstery
- Center Panel Designator
- Optional Power

Description

- Available with Contrasting Upholstery ([See Details](#))
- May Be Used in Booth Applications; Must Specify Center Panel Designator: (NONE) for No Center Panel or (LEFT or RIGHT) Based on the Side the Center Panel will be Attached; ([See Single or Dual Sided Center Panels and Order Separately](#))
- Includes Ganging Hardware
- Optional Power Ports, [See Options](#)

| List Price/Grade | Yards | COM/1 | 2 | 3 | 4 | 5 | 6 | 7 | 8 | 9 | 10 | L1 | L2 |
|------------------------|-------|---------|------|------|------|------|------|------|------|------|------|------|------|
| Single Upholstery | 4.00 | \$ 2037 | 2245 | 2421 | 2593 | 2853 | 3117 | 3493 | 3885 | 4341 | 4869 | 3357 | 3921 |
| Contrasting Upholstery | | | | | | | | | | | | | |
| Primary | 3.25 | \$ 2073 | 2242 | 2385 | 2525 | 2736 | 2951 | 3256 | 3575 | 3945 | 4374 | 3146 | 3604 |
| Accent | 1.50 | \$ 0 | 78 | 144 | 209 | 306 | 405 | 546 | 693 | 864 | 1062 | 495 | 707 |

TWO SEAT WITH LOW BACK AND ARM



Shown as Left

Must Specify (in this order):

- Model #
- Primary Upholstery
- Accent Upholstery
- Center Panel Designator
- Optional Power

| Left | Right | | | | | | | | | | | | |
|--------|--------|-----|-----|-----|-----|-----|-----|-----|----|------|--|--|--|
| 15-21L | 15-21R | 51½ | 26½ | 34¾ | 48½ | 18½ | 17¼ | 26¼ | 86 | 42.6 | | | |

Description

- Available with Contrasting Upholstery ([See Details](#))
- May Be Used in Booth Applications; Must Specify Center Panel Designator: (NONE) for No Center Panel or (LEFT or RIGHT) Based on the Side the Center Panel will be Attached; ([See Single or Dual Sided Center Panels and Order Separately](#))
- Includes Ganging Hardware
- Optional Power Ports, [See Options](#)

| List Price/Grade | Yards | COM/1 | 2 | 3 | 4 | 5 | 6 | 7 | 8 | 9 | 10 | L1 | L2 |
|------------------------|-------|---------|------|------|------|------|------|------|------|------|------|------|------|
| Single Upholstery | 5.50 | \$ 2882 | 3168 | 3410 | 3647 | 4004 | 4367 | 4884 | 5423 | 6050 | 6776 | 4697 | 5473 |
| Contrasting Upholstery | | | | | | | | | | | | | |
| Primary | 4.00 | \$ 2906 | 3114 | 3290 | 3462 | 3722 | 3986 | 4362 | 4754 | 5210 | 5738 | 4226 | 4790 |
| Accent | 2.00 | \$ 0 | 104 | 192 | 278 | 408 | 540 | 728 | 924 | 1152 | 1416 | 660 | 942 |

THREE SEAT WITH LOW BACK AND ARM



Shown as Left

Must Specify (in this order):

- Model #
- Primary Upholstery
- Accent Upholstery
- Center Panel Designator
- Optional Power

| Left | Right | | | | | | | | | | | | |
|--------|--------|-----|-----|-----|-----|-----|-----|-----|-----|------|--|--|--|
| 15-31L | 15-31R | 74¾ | 26½ | 34¾ | 71¾ | 18½ | 17¼ | 26¼ | 108 | 48.4 | | | |

Description

- Available with Contrasting Upholstery ([See Details](#))
- May Be Used in Booth Applications; Must Specify Center Panel Designator: (NONE) for No Center Panel or (LEFT or RIGHT) Based on the Side the Center Panel will be Attached; ([See Single or Dual Sided Center Panels and Order Separately](#))
- Includes Ganging Hardware
- Optional Power Ports, [See Options](#)


| List Price/Grade | Yards | COM/1 | 2 | 3 | 4 | 5 | 6 | 7 | 8 | 9 | 10 | L1 | L2 |
|------------------------|-------|---------|------|------|------|------|------|------|------|------|------|------|------|
| Single Upholstery | 8.00 | \$ 3663 | 4079 | 4431 | 4775 | 5295 | 5823 | 6575 | 7359 | 8271 | 9327 | 6303 | 7431 |
| Contrasting Upholstery | | | | | | | | | | | | | |
| Primary | 5.25 | \$ 3663 | 3936 | 4167 | 4393 | 4734 | 5081 | 5574 | 6089 | 6687 | 7380 | 5396 | 6136 |
| Accent | 2.75 | \$ 0 | 143 | 264 | 382 | 561 | 743 | 1001 | 1271 | 1584 | 1947 | 908 | 1295 |

For ordering options, [see overview at the beginning of this section.](#)

FIFTEEN LOUNGE

LOUNGE + TABLES BY PLEDGE (15 SERIES)

| Item | Model No. | Chair Width | Chair Depth | Chair Height | Seat Width | Seat Depth | Seat Height | Arm Height | Ship Wt | Cubic Ft |
|---------------------------------|-----------|-------------|-------------|--------------|------------|------------|-------------|------------|---------|----------|
| ONE SEAT WITH LOW BACK AND ARMS | 15-11LR | 33¼ | 26½ | 34¼ | 27½ | 18½ | 17¼ | 26¼ | 62 | 24.0 |



Description

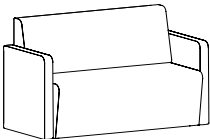
- Available with Contrasting Upholstery ([See Details](#))
- Not for Use in Booth or Ganging Applications
- Optional Power Ports, [See Options](#)

| List Price/Grade | Yards | COM/1 | 2 | 3 | 4 | 5 | 6 | 7 | 8 | 9 | 10 | L1 | L2 |
|------------------------|-------|---------|------|------|------|------|------|------|------|------|------|------|------|
| Single Upholstery | 5.00 | \$ 2640 | 2640 | 3120 | 3335 | 3660 | 3990 | 4460 | 4950 | 5520 | 6180 | 4290 | 4995 |
| Contrasting Upholstery | | | | | | | | | | | | | |
| Primary | 4.50 | \$ 2688 | 2922 | 3120 | 3314 | 3606 | 3903 | 4326 | 4767 | 5280 | 5874 | 4173 | 4808 |
| Accent | 1.50 | \$ 0 | 78 | 144 | 209 | 306 | 405 | 546 | 693 | 864 | 1062 | 495 | 707 |

Must Specify (in this order):

- Model #
- Primary Upholstery
- Accent Upholstery
- Optional Power

| | | | | | | | | | | |
|---------------------------------|---------|-----|-----|-----|-----|-----|-----|-----|----|------|
| TWO SEAT WITH LOW BACK AND ARMS | 15-21LR | 54¾ | 26½ | 34¼ | 48½ | 18½ | 17¼ | 26¼ | 95 | 42.6 |
|---------------------------------|---------|-----|-----|-----|-----|-----|-----|-----|----|------|



Description

- Available with Contrasting Upholstery ([See Details](#))
- Not for Use in Booth or Ganging Applications
- Optional Power Ports, [See Options](#)

| List Price/Grade | Yards | COM/1 | 2 | 3 | 4 | 5 | 6 | 7 | 8 | 9 | 10 | L1 | L2 |
|------------------------|-------|---------|------|------|------|------|------|------|------|------|------|------|------|
| Single Upholstery | 6.50 | \$ 3389 | 3727 | 4013 | 4293 | 4715 | 5144 | 5755 | 6392 | 7133 | 7991 | 5534 | 6451 |
| Contrasting Upholstery | | | | | | | | | | | | | |
| Primary | 4.75 | \$ 3401 | 3648 | 3857 | 4061 | 4370 | 4684 | 5130 | 5596 | 6137 | 6764 | 4969 | 5638 |
| Accent | 2.00 | \$ 0 | 104 | 192 | 278 | 408 | 540 | 728 | 924 | 1152 | 1416 | 660 | 942 |

Must Specify (in this order):

- Model #
- Primary Upholstery
- Accent Upholstery
- Optional Power

| | | | | | | | | | | |
|-----------------------------------|---------|----|-----|-----|-----|-----|-----|-----|-----|------|
| THREE SEAT WITH LOW BACK AND ARMS | 15-31LR | 78 | 26½ | 34¼ | 71¼ | 18½ | 17¼ | 26¼ | 117 | 48.4 |
|-----------------------------------|---------|----|-----|-----|-----|-----|-----|-----|-----|------|



Description

- Available with Contrasting Upholstery ([See Details](#))
- Not for Use in Booth or Ganging Applications
- Optional Power Ports, [See Options](#)

| List Price/Grade | Yards | COM/1 | 2 | 3 | 4 | 5 | 6 | 7 | 8 | 9 | 10 | L1 | L2 |
|------------------------|-------|---------|------|------|------|------|------|------|------|------|-------|------|------|
| Single Upholstery | 9.00 | \$ 4190 | 4658 | 5054 | 5441 | 5441 | 6620 | 7466 | 8348 | 9374 | 10562 | 7160 | 8429 |
| Contrasting Upholstery | | | | | | | | | | | | | |
| Primary | 7.00 | \$ 4226 | 4590 | 4898 | 5199 | 5654 | 6116 | 6774 | 7460 | 8258 | 9182 | 6536 | 7523 |
| Accent | 2.75 | \$ 0 | 143 | 264 | 382 | 561 | 743 | 1001 | 1271 | 1584 | 1947 | 908 | 1295 |


Must Specify (in this order):

- Model #
- Primary Upholstery
- Accent Upholstery
- Optional Power

For ordering options, [see overview at the beginning of this section.](#)

FIFTEEN LOUNGE
LOUNGE + TABLES BY PLEDGE (15 SERIES)

| Item | Model No. | Chair Width | Chair Depth | Chair Height | Seat Width | Seat Depth | Seat Height | Arm Height | Ship Wt | Cubic Ft |
|--------------------------|-----------|-------------|-------------|--------------|------------|------------|-------------|------------|---------|----------|
| 90° CORNER WITH LOW BACK | 15-11CR | 26½ | 26½ | 34¼ | 26½ | 18½ | 17¼ | - | 53 | 24.0 |



Description

- Available with Contrasting Upholstery ([See Details](#))
- Not for Use with Center Panel
- Includes Ganging Hardware
- Optional Power Ports, [See Options](#)

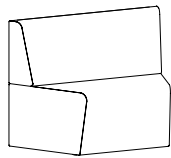
Must Specify (in this order):

- Model #
- Primary Upholstery
- Accent Upholstery
- Optional Power

| List Price/Grade | Yards | COM/1 | 2 | 3 | 4 | 5 | 6 | 7 | 8 | 9 | 10 | L1 | L2 |
|------------------------|-------|---------|------|------|------|------|------|------|------|------|------|------|------|
| Single Upholstery | 4.50 | \$ 2283 | 2517 | 2715 | 2909 | 3201 | 3498 | 3921 | 4362 | 4875 | 5469 | 3768 | 4403 |
| Contrasting Upholstery | | | | | | | | | | | | | |
| Primary | 3.25 | \$ 2331 | 2500 | 2643 | 2331 | 2994 | 3209 | 3514 | 3833 | 4203 | 4632 | 3404 | 3862 |
| Accent | 2.25 | \$ 0 | 117 | 216 | 313 | 459 | 608 | 819 | 1040 | 1296 | 1593 | 743 | 1060 |

45° INTERNAL CORNER WITH LOW BACK

| | | | | | | | | | |
|----------|-----|-----|-----|----|-----|-----|---|----|------|
| 15-11ICR | 47¼ | 24½ | 34¼ | 28 | 18½ | 17¼ | - | 55 | 42.6 |
|----------|-----|-----|-----|----|-----|-----|---|----|------|



Description

- Available with Contrasting Upholstery ([See Details](#))
- Not for Use with Center Panel
- Includes Ganging Hardware
- Optional Power Ports, [See Options](#)

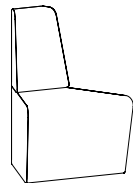
Must Specify (in this order):

- Model #
- Primary Upholstery
- Accent Upholstery
- Optional Power

| List Price/Grade | Yards | COM/1 | 2 | 3 | 4 | 5 | 6 | 7 | 8 | 9 | 10 | L1 | L2 |
|------------------------|-------|---------|------|------|------|------|------|------|------|------|------|------|------|
| Single Upholstery | 4.75 | \$ 2118 | 2365 | 2574 | 2778 | 3087 | 3401 | 3847 | 4313 | 4854 | 5481 | 3686 | 4355 |
| Contrasting Upholstery | | | | | | | | | | | | | |
| Primary | 3.25 | \$ 2142 | 2311 | 2454 | 2594 | 2805 | 3020 | 3325 | 3644 | 4014 | 4443 | 3215 | 3673 |
| Accent | 2.00 | \$ 0 | 104 | 192 | 278 | 408 | 540 | 728 | 924 | 1152 | 1416 | 660 | 942 |

45° EXTERNAL CORNER WITH LOW BACK

| | | | | | | | | | |
|----------|----|-----|-----|-----|-----|-----|---|----|------|
| 15-11ECR | 28 | 24½ | 34¼ | 47¼ | 18½ | 17¼ | - | 44 | 24.0 |
|----------|----|-----|-----|-----|-----|-----|---|----|------|



Description

- Available with Contrasting Upholstery ([See Details](#))
- Not for Use with Center Panel
- When Wrapping Columns, Ganged Units Compatible with Columns Up To 20" Diameter
- Includes Ganging Hardware
- Optional Power Ports, [See Options](#)

Must Specify (in this order):

- Model #
- Primary Upholstery
- Accent Upholstery
- Optional Power

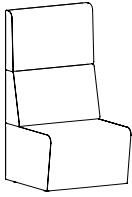
| List Price/Grade | Yards | COM/1 | 2 | 3 | 4 | 5 | 6 | 7 | 8 | 9 | 10 | L1 | L2 |
|------------------------|-------|---------|------|------|------|------|------|------|------|------|------|------|------|
| Single Upholstery | 2.50 | \$ 1480 | 1610 | 1720 | 1828 | 1990 | 2155 | 2390 | 2635 | 2920 | 3250 | 2305 | 2658 |
| Contrasting Upholstery | | | | | | | | | | | | | |
| Primary | 2.50 | \$ 1540 | 1670 | 1780 | 1888 | 2050 | 2215 | 2450 | 2695 | 2980 | 3310 | 2365 | 2718 |
| Accent | 1.25 | \$ 0 | 65 | 120 | 174 | 255 | 338 | 455 | 578 | 720 | 885 | 413 | 589 |

For ordering options, [see overview at the beginning of this section.](#)

FIFTEEN LOUNGE

LOUNGE + TABLES BY PLEDGE (15 SERIES)

| Item | Model No. | Chair Width | Chair Depth | Chair Height | Seat Width | Seat Depth | Seat Height | Arm Height | Ship Wt | Cubic Ft |
|---------------------------------|-----------|-------------|-------------|--------------|------------|------------|-------------|------------|---------|----------|
| ONE ARMLESS SEAT WITH HIGH BACK | 15-12N | 27½ | 26½ | 52 | 27½ | 18½ | 17¼ | - | 53 | 34.4 |



Description

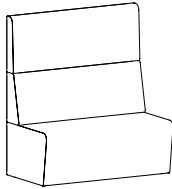
- Available with Contrasting Upholstery ([See Details](#))
- May Be Used in Booth Applications; Must Specify Center Panel Designator: (NONE) for No Center Panel or (LEFT or RIGHT) Based on the Side the Center Panel will be Attached; ([See Single or Dual Sided Center Panels and Order Separately](#))
- Includes Ganging Hardware
- Optional Power Ports, [See Options](#)

Must Specify (in this order):

- Model #
- Primary Upholstery
- Accent Upholstery
- Center Panel Designator
- Optional Power

| List Price/Grade | Yards | COM/1 | 2 | 3 | 4 | 5 | 6 | 7 | 8 | 9 | 10 | L1 | L2 |
|------------------------|-------|---------|------|------|------|------|------|------|------|------|------|------|------|
| Single Upholstery | 5.00 | \$ 2004 | 2264 | 2484 | 2699 | 3024 | 3354 | 3824 | 4314 | 4884 | 5544 | 3654 | 4359 |
| Contrasting Upholstery | | | | | | | | | | | | | |
| Primary | 3.75 | \$ 2016 | 2211 | 2376 | 2537 | 2781 | 3029 | 3381 | 3749 | 4176 | 4671 | 3254 | 3782 |
| Accent | 1.50 | \$ 0 | 78 | 144 | 209 | 306 | 405 | 546 | 693 | 864 | 1062 | 495 | 707 |

| | | | | | | | | | | |
|---------------------------------|--------|-----|-----|----|-----|-----|-----|---|----|------|
| TWO ARMLESS SEAT WITH HIGH BACK | 15-22N | 48½ | 26½ | 52 | 48½ | 18½ | 17¼ | - | 90 | 49.8 |
|---------------------------------|--------|-----|-----|----|-----|-----|-----|---|----|------|



Description

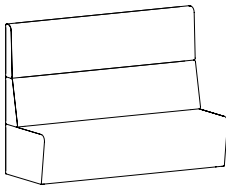
- Available with Contrasting Upholstery ([See Details](#))
- May Be Used in Booth Applications; Must Specify Center Panel Designator: (NONE) for No Center Panel or (LEFT or RIGHT) Based on the Side the Center Panel will be Attached; ([See Single or Dual Sided Center Panels and Order Separately](#))
- Includes Ganging Hardware
- Optional Power Ports, [See Options](#)

Must Specify (in this order):

- Model #
- Primary Upholstery
- Accent Upholstery
- Center Panel Designator
- Optional Power

| List Price/Grade | Yards | COM/1 | 2 | 3 | 4 | 5 | 6 | 7 | 8 | 9 | 10 | L1 | L2 |
|------------------------|-------|---------|------|------|------|------|------|------|------|------|------|------|------|
| Single Upholstery | 6.25 | \$ 3185 | 3185 | 3785 | 4054 | 4460 | 4873 | 5460 | 6073 | 6785 | 7610 | 5248 | 6129 |
| Contrasting Upholstery | | | | | | | | | | | | | |
| Primary | 4.50 | \$ 3197 | 3431 | 3629 | 3823 | 4115 | 4412 | 4835 | 5276 | 5789 | 6383 | 4682 | 5317 |
| Accent | 2.00 | \$ 0 | 104 | 192 | 278 | 408 | 540 | 728 | 924 | 1152 | 1416 | 660 | 942 |

| | | | | | | | | | | |
|-----------------------------------|--------|-----|-----|----|-----|-----|-----|---|-----|------|
| THREE ARMLESS SEAT WITH HIGH BACK | 15-32N | 71¾ | 26½ | 52 | 71¾ | 18½ | 17¼ | - | 119 | 70.7 |
|-----------------------------------|--------|-----|-----|----|-----|-----|-----|---|-----|------|



Description

- Available with Contrasting Upholstery ([See Details](#))
- May Be Used in Booth Applications; Must Specify Center Panel Designator: (NONE) for No Center Panel or (LEFT or RIGHT) Based on the Side the Center Panel will be Attached; ([See Single or Dual Sided Center Panels and Order Separately](#))
- Includes Ganging Hardware
- Optional Power Ports, [See Options](#)

Must Specify (in this order):

- Model #
- Primary Upholstery
- Accent Upholstery
- Center Panel Designator
- Optional Power

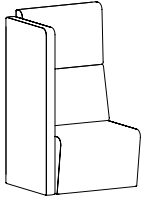
| List Price/Grade | Yards | COM/1 | 2 | 3 | 4 | 5 | 6 | 7 | 8 | 9 | 10 | L1 | L2 |
|------------------------|-------|---------|------|------|------|------|------|------|------|-------|-------|------|------|
| Single Upholstery | 10.00 | \$ 4268 | 4788 | 5228 | 5658 | 6308 | 6968 | 7908 | 8888 | 10028 | 11348 | 7568 | 8978 |
| Contrasting Upholstery | | | | | | | | | | | | | |
| Primary | 7.25 | \$ 4268 | 4645 | 4964 | 5276 | 5747 | 6226 | 6907 | 7618 | 8444 | 9401 | 6661 | 7683 |
| Accent | 2.75 | \$ 0 | 143 | 264 | 382 | 561 | 743 | 1001 | 1271 | 1584 | 1947 | 908 | 1295 |

For ordering options, [see overview at the beginning of this section.](#)

FIFTEEN LOUNGE

LOUNGE + TABLES BY PLEDGE (15 SERIES)

| Item | Model No. | Chair Width | Chair Depth | Chair Height | Seat Width | Seat Depth | Seat Height | Arm Height | Ship Wt | Cubic Ft | |
|--|--------------|-------------|-------------|--------------|------------|------------|-------------|------------|---------|----------|------|
| ONE SEAT WITH HIGH BACK AND ARM | Left | | | | | | | | | | |
| | Right | | | | | | | | | | |
| | 15-12L | 15-12R | 30¾ | 26½ | 52 | 27½ | 18½ | 17¼ | 49¾ | 52.9 | 24.0 |



Shown as Left

Must Specify (in this order):

- Model #
- Primary Upholstery
- Accent Upholstery
- Center Panel Designator
- Optional Power


Description

- Available with Contrasting Upholstery ([See Details](#))
- May Be Used in Booth Applications; Must Specify Center Panel Designator: (NONE) for No Center Panel or (LEFT or RIGHT) Based on the Side the Center Panel will be Attached; ([See Single or Dual Sided Center Panels and Order Separately](#))
- Includes Ganging Hardware
- Optional Power Ports, [See Options](#)

| List Price/Grade | Yards | COM/1 | 2 | 3 | 4 | 5 | 6 | 7 | 8 | 9 | 10 | L1 | L2 |
|------------------------|-------|---------|------|------|------|------|------|------|------|------|------|------|------|
| Single Upholstery | 5.75 | \$ 2581 | 2880 | 3133 | 3133 | 3754 | 4134 | 4674 | 5238 | 5893 | 6652 | 4479 | 5289 |
| Contrasting Upholstery | | | | | | | | | | | | | |
| Primary | 4.75 | \$ 2605 | 2852 | 3061 | 3265 | 3574 | 3888 | 4334 | 4800 | 5341 | 5968 | 4173 | 4842 |
| Accent | 1.50 | \$ 0 | 78 | 144 | 209 | 306 | 405 | 546 | 693 | 864 | 1062 | 495 | 707 |

TWO SEAT WITH HIGH BACK AND ARM

| Left | Right | | | | | | | | | | | | |
|--------|--------|-----|-----|----|-----|-----|-----|-----|----|------|--|--|--|
| 15-22L | 15-22R | 51½ | 26½ | 52 | 48½ | 18½ | 17¼ | 49¾ | 86 | 42.6 | | | |



Shown as Left

Must Specify (in this order):

- Model #
- Primary Upholstery
- Accent Upholstery
- Center Panel Designator
- Optional Power


Description

- Available with Contrasting Upholstery ([See Details](#))
- May Be Used in Booth Applications; Must Specify Center Panel Designator: (NONE) for No Center Panel or (LEFT or RIGHT) Based on the Side the Center Panel will be Attached; ([See Single or Dual Sided Center Panels and Order Separately](#))
- Includes Ganging Hardware
- Optional Power Ports, [See Options](#)

| List Price/Grade | Yards | COM/1 | 2 | 3 | 4 | 5 | 6 | 7 | 8 | 9 | 10 | L1 | L2 |
|------------------------|-------|---------|------|------|------|------|------|------|------|------|------|------|------|
| Single Upholstery | 7.75 | \$ 3687 | 4090 | 4431 | 4764 | 5268 | 5780 | 6508 | 7268 | 8151 | 9174 | 6245 | 7337 |
| Contrasting Upholstery | | | | | | | | | | | | | |
| Primary | 6.50 | \$ 3723 | 4061 | 4347 | 4627 | 5049 | 5478 | 6089 | 6726 | 7467 | 8325 | 5868 | 6785 |
| Accent | 2.00 | \$ 0 | 104 | 192 | 278 | 408 | 540 | 728 | 924 | 1152 | 1416 | 660 | 942 |

THREE SEAT WITH HIGH BACK AND ARM

| Left | Right | | | | | | | | | | | | |
|--------|--------|-----|-----|----|-----|-----|-----|-----|-----|------|--|--|--|
| 15-32L | 15-32R | 74¾ | 26½ | 52 | 71¾ | 18½ | 17¼ | 49¾ | 108 | 48.4 | | | |



Shown as Left

Must Specify (in this order):

- Model #
- Primary Upholstery
- Accent Upholstery
- Center Panel Designator
- Optional Power

Description

- Available with Contrasting Upholstery ([See Details](#))
- May Be Used in Booth Applications; Must Specify Center Panel Designator: (NONE) for No Center Panel or (LEFT or RIGHT) Based on the Side the Center Panel will be Attached; ([See Single or Dual Sided Center Panels and Order Separately](#))
- Includes Ganging Hardware
- Optional Power Ports, [See Options](#)

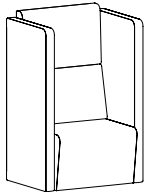
| List Price/Grade | Yards | COM/1 | 2 | 3 | 4 | 5 | 6 | 7 | 8 | 9 | 10 | L1 | L2 |
|------------------------|-------|---------|------|------|------|------|------|------|------|-------|-------|------|-------|
| Single Upholstery | 11.25 | \$ 4701 | 5286 | 5781 | 6265 | 6996 | 7739 | 8796 | 9899 | 11181 | 12666 | 8414 | 10000 |
| Contrasting Upholstery | | | | | | | | | | | | | |
| Primary | 8.75 | \$ 4713 | 5168 | 5553 | 5929 | 6498 | 7076 | 7898 | 8756 | 9753 | 10908 | 7601 | 8834 |
| Accent | 2.75 | \$ 0 | 143 | 264 | 382 | 561 | 743 | 1001 | 1271 | 1584 | 1947 | 908 | 1295 |

For ordering options, [see overview at the beginning of this section.](#)

FIFTEEN LOUNGE

LOUNGE + TABLES BY PLEDGE (15 SERIES)

| Item | Model No. | Chair Width | Chair Depth | Chair Height | Seat Width | Seat Depth | Seat Height | Arm Height | Ship Wt | Cubic Ft |
|----------------------------------|-----------|-------------|-------------|--------------|------------|------------|-------------|------------|---------|----------|
| ONE SEAT WITH HIGH BACK AND ARMS | 15-12LR | 33¾ | 26½ | 52 | 27½ | 18½ | 17¼ | 49¾ | 80 | 34.4 |



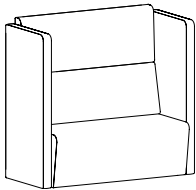
Description

- Available with Contrasting Upholstery ([See Details](#))
- Not for Use in Booth or Ganging Applications
- Optional Power Ports, [See Options](#)

| List Price/Grade | Yards | COM/1 | 2 | 3 | 4 | 5 | 6 | 7 | 8 | 9 | 10 | L1 | L2 |
|------------------------|-------|---------|------|------|------|------|------|------|------|------|------|------|------|
| Single Upholstery | 7.25 | \$ 3192 | 3569 | 3888 | 4200 | 4671 | 5150 | 5831 | 6542 | 7368 | 8325 | 5585 | 6607 |
| Contrasting Upholstery | | | | | | | | | | | | | |
| Primary | 6.50 | \$ 3228 | 3566 | 3852 | 4132 | 4554 | 4983 | 5594 | 6231 | 6972 | 7830 | 5373 | 6290 |
| Accent | 1.50 | \$ 0 | 78 | 144 | 209 | 306 | 405 | 546 | 693 | 864 | 1062 | 495 | 707 |

Must Specify (in this order):
 Model #
 Primary Upholstery
 Accent Upholstery
 Optional Power

| | | | | | | | | | | |
|----------------------------------|---------|-----|-----|----|-----|-----|-----|-----|-----|------|
| TWO SEAT WITH HIGH BACK AND ARMS | 15-22LR | 54¾ | 26½ | 52 | 48½ | 18½ | 17¼ | 49¾ | 126 | 49.8 |
|----------------------------------|---------|-----|-----|----|-----|-----|-----|-----|-----|------|



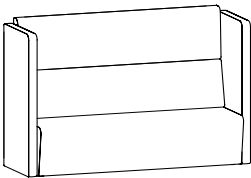
Description

- Available with Contrasting Upholstery ([See Details](#))
- Not for Use in Booth or Ganging Applications
- Optional Power Ports, [See Options](#)

| List Price/Grade | Yards | COM/1 | 2 | 3 | 4 | 5 | 6 | 7 | 8 | 9 | 10 | L1 | L2 |
|------------------------|-------|---------|------|------|------|------|------|------|------|------|-------|------|------|
| Single Upholstery | 9.50 | \$ 4315 | 4809 | 5227 | 5636 | 6253 | 6880 | 7773 | 8704 | 9787 | 11041 | 7450 | 8790 |
| Contrasting Upholstery | | | | | | | | | | | | | |
| Primary | 8.00 | \$ 4339 | 4755 | 5107 | 5451 | 5971 | 6499 | 7251 | 8035 | 8947 | 10003 | 6979 | 8107 |
| Accent | 2.00 | \$ 0 | 104 | 192 | 278 | 408 | 540 | 728 | 924 | 1152 | 1416 | 660 | 942 |

Must Specify (in this order):
 Model #
 Primary Upholstery
 Accent Upholstery
 Optional Power

| | | | | | | | | | | |
|------------------------------------|---------|----|-----|----|-----|-----|-----|-----|-----|------|
| THREE SEAT WITH HIGH BACK AND ARMS | 15-32LR | 78 | 26½ | 52 | 71¾ | 18½ | 17¼ | 49¾ | 154 | 70.7 |
|------------------------------------|---------|----|-----|----|-----|-----|-----|-----|-----|------|



Description

- Available with Contrasting Upholstery ([See Details](#))
- Not for Use in Booth or Ganging Applications
- Optional Power Ports, [See Options](#)

| List Price/Grade | Yards | COM/1 | 2 | 3 | 4 | 5 | 6 | 7 | 8 | 9 | 10 | L1 | L2 |
|------------------------|-------|---------|------|------|------|------|------|------|-------|-------|-------|------|-------|
| Single Upholstery | 12.75 | \$ 5314 | 5977 | 6538 | 7086 | 7915 | 8757 | 9955 | 11205 | 12658 | 14341 | 9522 | 11319 |
| Contrasting Upholstery | | | | | | | | | | | | | |
| Primary | 10.25 | \$ 5326 | 5859 | 6310 | 6751 | 7417 | 8094 | 9057 | 10062 | 11230 | 12583 | 8709 | 10154 |
| Accent | 2.75 | \$ 0 | 143 | 264 | 382 | 561 | 743 | 1001 | 1271 | 1584 | 1947 | 908 | 1295 |

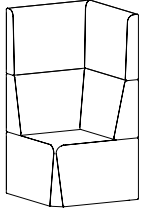
Must Specify (in this order):
 Model #
 Primary Upholstery
 Accent Upholstery
 Optional Power

For ordering options, [see overview at the beginning of this section.](#)

FIFTEEN LOUNGE

LOUNGE + TABLES BY PLEDGE (15 SERIES)

| Item | Model No. | Chair Width | Chair Depth | Chair Height | Seat Width | Seat Depth | Seat Height | Arm Height | Ship Wt | Cubic Ft |
|---------------------------|-----------|-------------|-------------|--------------|------------|------------|-------------|------------|---------|----------|
| 90° CORNER WITH HIGH BACK | 15-12CR | 26½ | 26½ | 52 | 26½ | 18½ | 17¼ | - | 66 | 34.4 |



Description

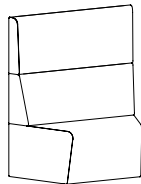
- Available with Contrasting Upholstery ([See Details](#))
- Not for Use with Center Panel
- Includes Ganging Hardware
- Optional Power Ports, [See Options](#)

| List Price/Grade | Yards | COM/1 | 2 | 3 | 4 | 5 | 6 | 7 | 8 | 9 | 10 | L1 | L2 |
|------------------------|-------|---------|------|------|------|------|------|------|------|------|------|------|------|
| Single Upholstery | 7.00 | \$ 3045 | 3409 | 3717 | 3045 | 4473 | 4935 | 5593 | 6279 | 7077 | 8001 | 5355 | 6342 |
| Contrasting Upholstery | | | | | | | | | | | | | |
| Primary | 5.75 | \$ 3093 | 3392 | 3645 | 3892 | 4266 | 4646 | 5186 | 5750 | 6405 | 7164 | 4991 | 5801 |
| Accent | 2.25 | \$ 0 | 117 | 216 | 313 | 459 | 608 | 819 | 1040 | 1296 | 1593 | 743 | 1060 |

Must Specify (in this order):

- Model #
- Primary Upholstery
- Accent Upholstery
- Optional Power

| | | | | | | | | | | |
|------------------------------------|----------|-----|-----|----|----|-----|-----|---|----|------|
| 45° INTERNAL CORNER WITH HIGH BACK | 15-12ICR | 47¼ | 24½ | 52 | 28 | 18½ | 17¼ | - | 66 | 49.8 |
|------------------------------------|----------|-----|-----|----|----|-----|-----|---|----|------|



Description

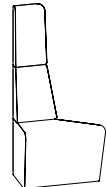
- Available with Contrasting Upholstery ([See Details](#))
- Not for Use with Center Panel
- Includes Ganging Hardware
- Optional Power Ports, [See Options](#)

| List Price/Grade | Yards | COM/1 | 2 | 3 | 4 | 5 | 6 | 7 | 8 | 9 | 10 | L1 | L2 |
|------------------------|-------|---------|------|------|------|------|------|------|------|------|------|------|------|
| Single Upholstery | 6.00 | \$ 2792 | 3104 | 3368 | 3626 | 4016 | 4412 | 4976 | 5564 | 6248 | 7040 | 4772 | 5618 |
| Contrasting Upholstery | | | | | | | | | | | | | |
| Primary | 4.50 | \$ 2816 | 3050 | 3248 | 3442 | 3734 | 4031 | 4454 | 4895 | 5408 | 6002 | 4301 | 4936 |
| Accent | 2.00 | \$ 0 | 104 | 192 | 278 | 408 | 540 | 728 | 924 | 1152 | 1416 | 660 | 942 |

Must Specify (in this order):

- Model #
- Primary Upholstery
- Accent Upholstery
- Optional Power

| | | | | | | | | | | |
|------------------------------------|----------|----|-----|----|-----|-----|-----|---|----|------|
| 45° EXTERNAL CORNER WITH HIGH BACK | 15-12ECR | 28 | 24½ | 52 | 47¼ | 18½ | 17¼ | - | 66 | 34.4 |
|------------------------------------|----------|----|-----|----|-----|-----|-----|---|----|------|



Description

- Available with Contrasting Upholstery ([See Details](#))
- Not for Use with Center Panel
- When Wrapping Columns, Ganged Units Compatible with Columns Up To 20" Diameter
- Includes Ganging Hardware
- Optional Power Ports, [See Options](#)

| List Price/Grade | Yards | COM/1 | 2 | 3 | 4 | 5 | 6 | 7 | 8 | 9 | 10 | L1 | L2 |
|------------------------|-------|---------|------|------|------|------|------|------|------|------|------|------|------|
| Single Upholstery | 3.25 | \$ 1879 | 2048 | 2191 | 2331 | 2542 | 2757 | 3062 | 3381 | 3751 | 4180 | 2952 | 3410 |
| Contrasting Upholstery | | | | | | | | | | | | | |
| Primary | 2.75 | \$ 1915 | 2058 | 2179 | 2297 | 2476 | 2658 | 2916 | 3186 | 3499 | 3862 | 2823 | 3210 |
| Accent | 1.25 | \$ 0 | 65 | 120 | 174 | 255 | 338 | 455 | 578 | 720 | 885 | 413 | 589 |

Must Specify (in this order):

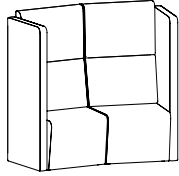
- Model #
- Primary Upholstery
- Accent Upholstery
- Optional Power

For ordering options, [see overview at the beginning of this section.](#)

FIFTEEN LOUNGE

LOUNGE + TABLES BY PLEDGE (15 SERIES)

| Item | Model No. | Chair Width | Chair Depth | Chair Height | Seat Width | Seat Depth | Seat Height | Arm Height | Ship Wt | Cubic Ft |
|--|-----------|-------------|-------------|--------------|------------|------------|-------------|------------|---------|----------|
| TWO SEAT CONCAVE WITH HIGH BACK AND ARMS | 15-22CCLR | 60¾ | 29½ | 52 | 49 | 18½ | 17¼ | 49¾ | 141 | 68.8 |



Description

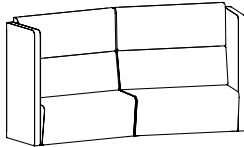
- 15° Angled Seat to Stimulate Conversation
- Available with Contrasting Upholstery ([See Details](#))
- Not for Use in Booth or Ganging Applications
- Optional Power Ports, [See Options](#)

Must Specify (in this order):

- Model #
- Primary Upholstery
- Accent Upholstery
- Optional Power

| List Price/Grade | Yards | COM/1 | 2 | 3 | 4 | 5 | 6 | 7 | 8 | 9 | 10 | L1 | L2 |
|------------------------|-------|---------|------|------|------|------|------|------|-------|-------|-------|------|-------|
| Single Upholstery | 11.25 | \$ 4999 | 5584 | 6079 | 6563 | 7294 | 8037 | 9094 | 10197 | 11479 | 12964 | 8712 | 10298 |
| Contrasting Upholstery | | | | | | | | | | | | | |
| Primary | 9.50 | \$ 5023 | 5517 | 5935 | 6344 | 6961 | 7588 | 8481 | 9412 | 10495 | 11749 | 8158 | 9498 |
| Accent | 2.25 | \$ 0 | 117 | 216 | 313 | 459 | 608 | 819 | 1040 | 1296 | 1593 | 743 | 1060 |

| | | | | | | | | | | |
|---|-----------|-----|-----|----|-----|-----|-----|-----|-----|------|
| FOUR SEAT CONCAVE WITH HIGH BACK AND ARMS | 15-42CCLR | 104 | 32¼ | 52 | 91¼ | 18½ | 17¼ | 49¾ | 216 | 99.6 |
|---|-----------|-----|-----|----|-----|-----|-----|-----|-----|------|



Description

- 15° Angled Seat to Stimulate Conversation
- Available with Contrasting Upholstery ([See Details](#))
- Not for Use in Booth or Ganging Applications
- Optional Power Ports, [See Options](#)

Must Specify (in this order):

- Model #
- Primary Upholstery
- Accent Upholstery
- Optional Power

| List Price/Grade | Yards | COM/1 | 2 | 3 | 4 | 5 | 6 | 7 | 8 | 9 | 10 | L1 | L2 |
|------------------------|-------|---------|------|------|------|-------|-------|-------|-------|-------|-------|-------|-------|
| Single Upholstery | 14.50 | \$ 7172 | 7926 | 8564 | 9188 | 10130 | 11087 | 12450 | 13871 | 15524 | 17438 | 11957 | 14002 |
| Contrasting Upholstery | | | | | | | | | | | | | |
| Primary | 11.25 | \$ 7172 | 7757 | 8252 | 8736 | 9467 | 10210 | 11267 | 12370 | 13652 | 15137 | 10885 | 12471 |
| Accent | 3.25 | \$ 0 | 169 | 312 | 452 | 663 | 878 | 1183 | 1502 | 1872 | 2301 | 1073 | 1531 |

| | | | | | | | | | | | | |
|-----------------|-----------|--|--|--|--|-----|-----|---|--|--|---|-----|
| OCTAGON TOP CAP | 15-INSERT | | | | | 20½ | 20½ | ¾ | | | 9 | 2.4 |
|-----------------|-----------|--|--|--|--|-----|-----|---|--|--|---|-----|



Description

- For Use with an Octagon Grouping of 45° External Corner Units
- Creates a Top Cap for a Seamless Look

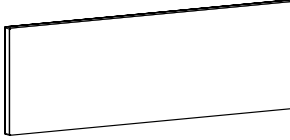
Must Specify (in this order):

- Model #
- Primary Upholstery

| List Price/Grade | Yards | COM/1 | 2 | 3 | 4 | 5 | 6 | 7 | 8 | 9 | 10 | L1 | L2 |
|-------------------|-------|--------|-----|-----|-----|-----|-----|-----|------|------|------|-----|------|
| Single Upholstery | 1.00 | \$ 598 | 650 | 694 | 737 | 802 | 868 | 962 | 1060 | 1174 | 1306 | 928 | 1069 |

For ordering options, [see overview at the beginning of this section.](#)

| Item | Model No. | Width | Depth | Height | Ship Wt | Cubic Ft |
|----------------------------------|-----------|-------|-------|--------|---------|----------|
| LOW CENTER PANEL SINGLE SIDED | 15-LCP85 | 85½ | 3 | 30¼ | 50 | 7.8 |
| | 15-LCP79 | 79½ | 3 | 30¼ | 43 | 7.8 |



Must Specify (in this order):

- Model #
- Primary Upholstery
- Table Bracket Designator

Description

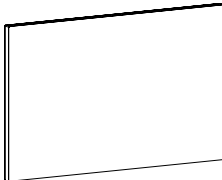
- Use to Create Booths in Single-Sided Applications
- Not Freestanding; Must Connect To Two Lounge Units
- Must Specify Table Bracket Designator Below: NO TBLBKT or TBLBKT; ([See View Booth Tables and Order Separately](#))
- TV Bracket Not Available On This Panel

| List Price/Grade | Yards | COM/1 | 2 | 3 | 4 | 5 | 6 | 7 | 8 | 9 | 10 | L1 | L2 |
|---------------------|-------|---------|------|------|------|------|------|------|------|------|------|------|------|
| 15-LCP85 Upholstery | 5.25 | \$ 1765 | 2038 | 2269 | 2495 | 2836 | 3183 | 3676 | 4191 | 4789 | 5482 | 3498 | 4238 |
| 15-LCP79 Upholstery | 4.75 | \$ 1680 | 1927 | 2136 | 2340 | 2649 | 2963 | 3409 | 3875 | 4416 | 5043 | 3248 | 3917 |

Must Specify: Table Bracket

- NO TBLBKT No View Booth Table Being Used
- TBLBKT View Booth Table Being Used

| | | | | | | |
|-----------------------------------|----------|-----|---|-----|----|------|
| HIGH CENTER PANEL SINGLE SIDED | 15-HCP85 | 85½ | 3 | 49½ | 70 | 12.6 |
| | 15-HCP79 | 79½ | 3 | 49½ | 65 | 12.6 |



Must Specify (in this order):

- Model #
- Primary Upholstery
- Table Bracket Designator
- TV Bracket Designator

Description

- Use to Create Booths in Single-Sided Applications
- Not Freestanding; Must Connect To Two Pod Units
- Must Specify Table Bracket Designator Below: NO TBLBKT or TBLBKT; ([See View Booth Tables and Order Separately](#))
- Must Specify TV Bracket Designator Below: NO TVBKT or TVBKT; ([See TV Bracket and Order Separately](#))
- TV Bracket Allows For Use of TVs up to 40" on Panel
- If a Table and/or TV Bracket is Designated, a Grommet or Grommets Will Automatically Be Added to the Panel for Wire Management

| List Price/Grade | Yards | COM/1 | 2 | 3 | 4 | 5 | 6 | 7 | 8 | 9 | 10 | L1 | L2 |
|---------------------|-------|---------|------|------|------|------|------|------|------|------|------|------|------|
| 15-HCP85 Upholstery | 7.50 | \$ 2123 | 2513 | 2843 | 3166 | 3653 | 4148 | 4853 | 5588 | 6443 | 7433 | 4598 | 5656 |
| 15-HCP79 Upholstery | 7.00 | \$ 2036 | 2400 | 2708 | 3009 | 3464 | 3926 | 4584 | 5270 | 6068 | 6992 | 4346 | 5333 |

Must Specify: Table Bracket

- NO TBLBKT No View Booth Table Being Used
- TBLBKT View Booth Table Being Used

Must Specify: TV Bracket

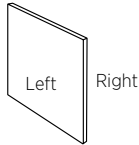
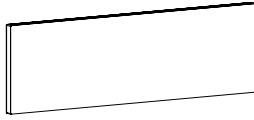
- NO TVBKT No TV Being Used
- TVBKT TV Bracket Being Used

For ordering options, [see overview at the beginning of this section.](#)

FIFTEEN LOUNGE

LOUNGE + TABLES BY PLEDGE (15 SERIES)

| Item | Model No. | Width | Depth | Height | Ship Wt | Cubic Ft |
|--------------------------------|-----------|-------|-------|--------|---------|----------|
| LOW CENTER PANEL DUAL SIDED | 15-DLCP85 | 85½ | 3 | 30¼ | 50 | 7.8 |
| | 15-DLCP79 | 79½ | 3 | 30¼ | 43 | 7.8 |



Must Specify (in this order):
Model #
Primary Upholstery
Table Bracket Designator

Description

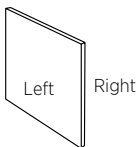
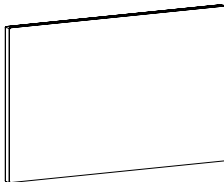
- Use to Create Booths in Dual-Sided Applications
- Not Freestanding; Must Connect To Four Lounge Units (Two Units On Each Side)
- Must Specify Table Bracket Designator Below: No TBLBKT, L-TBLBKT, R-TBLBKT, or LR-TBLBKT; ([See View Booth Tables and Order Separately](#))
- TV Bracket Not Available On This Panel

| List Price/Grade | Yards | COM/1 | 2 | 3 | 4 | 5 | 6 | 7 | 8 | 9 | 10 | L1 | L2 |
|----------------------|-------|---------|------|------|------|------|------|------|------|------|------|------|------|
| 15-DLCP85 Upholstery | 5.25 | \$ 2166 | 2439 | 2670 | 2896 | 3237 | 3584 | 4077 | 4592 | 5190 | 5883 | 3899 | 4639 |
| 15-DLCP79 Upholstery | 4.75 | \$ 2082 | 2329 | 2538 | 2742 | 3051 | 3365 | 3811 | 4277 | 4818 | 5445 | 3650 | 4319 |

Must Specify: Table Bracket

| | |
|-----------|---|
| NO TBLBKT | No View Booth Table Being Used |
| L-TBLBKT | View Booth Table Being Used On Left Side |
| R-TBLBKT | View Booth Table Being Used on Right Side |
| LR-TBLBKT | View Booth Table Being Used |

| | | | | | | |
|------------------------------|-----------|-----|---|-----|----|------|
| DUAL SIDED HIGH CENTER PANEL | 15-DHCP85 | 85½ | 3 | 49½ | 70 | 12.6 |
| | 15-DHCP79 | 79½ | 3 | 49½ | 65 | 12.6 |



Must Specify (in this order):
Model #
Primary Upholstery
Table Bracket Designator
TV Bracket Designator

Description

- Use to Create Booths in Dual-Sided Applications
- Not Freestanding; Must Connect To Four Lounge Units (Two Units On Each Side)
- Must Specify Table Bracket Designator Below: No TBLBKT, L-TBLBKT, R-TBLBKT, or LR-TBLBKT; ([See View Booth Tables and Order Separately](#))
- Must Specify TV Bracket Designator Below: NO TVBKT, L-TVBKT, R-TVBKT, or LR-TVBKT; ([See TV Bracket and Order Separately](#))
- TV Bracket Allows For Use of TVs up to 40" on Panel
- If a Table and/or TV Bracket is Designated, a Grommet or Grommets Will Automatically Be Added to the Panel for Wire Management

| List Price/Grade | Yards | COM/1 | 2 | 3 | 4 | 5 | 6 | 7 | 8 | 9 | 10 | L1 | L2 |
|----------------------|-------|---------|------|------|------|------|------|------|------|------|------|------|------|
| 15-DHCP85 Upholstery | 7.50 | \$ 2524 | 2914 | 3244 | 3567 | 4054 | 4549 | 5254 | 5989 | 6844 | 7834 | 4999 | 6057 |
| 15-DHCP79 Upholstery | 7.00 | \$ 2438 | 2802 | 3110 | 3411 | 3866 | 4328 | 4986 | 5672 | 6470 | 7394 | 4748 | 5735 |

Must Specify: Table Bracket

| | |
|-----------|---|
| NO TBLBKT | No View Booth Table Being Used |
| L-TBLBKT | View Booth Table Being Used on Left Side |
| R-TBLBKT | View Booth Table Being Used on Right Side |
| LR-TBLBKT | View Booth Table Being Used on Left & Right Sides |

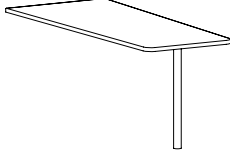
Must Specify: TV Bracket

| | |
|----------|---|
| NO TVBKT | No TV Being Used |
| L-TVBKT | TV Bracket Being Used on Left Side |
| R-TVBKT | TV Bracket Being Used on Right Side |
| LR-TVBKT | TV Bracket Being Used on Left & Right Sides |

For ordering options, [see overview at the beginning of this section.](#)

FIFTEEN LOUNGE

LOUNGE + TABLES BY PLEDGE (15 SERIES)

| Item | Model No. | | Width | Depth | Height | Ship Wt | Cubic Ft | List Price | |
|---|------------|------------|-------------|-------------|--------|---------|----------|------------|---------|
| VIEW BOOTH TABLES | | | 30"W | | | | | | |
|  | 15-E5TV30 | TFL | 30 | 71 | 30 | 71 | 52.1 | T\$ 854 | |
| | 15-E5TV30H | HPL | 30 | 71 | 30 | 71 | 52.1 | P\$ 1091 | |
| | 15-E5TV30V | Veneer | 30 | 71 | 30 | 71 | 52.1 | W\$ 1480 | |
| | 15-E4TV30 | TFL | 30 | 60 | 30 | 60 | 40.3 | T\$ 780 | |
| | 15-E4TV30H | HPL | 30 | 60 | 30 | 60 | 40.3 | P\$ 976 | |
| | 15-E4TV30V | Veneer | 30 | 60 | 30 | 60 | 40.3 | W\$ 1318 | |
| | 15-E3TV30 | TFL | 30 | 47 | 30 | 41 | 40.3 | T\$ 723 | |
| | 15-E3TV30H | HPL | 30 | 47 | 30 | 41 | 40.3 | P\$ 932 | |
| | 15-E3TV30V | Veneer | 30 | 47 | 30 | 41 | 40.3 | W\$ 1191 | |
| | 15-E2TV30 | TFL | 30 | 36 | 30 | 36 | 40.3 | T\$ 675 | |
| | 15-E2TV30H | HPL | 30 | 36 | 30 | 36 | 40.3 | P\$ 892 | |
| | 15-E2TV30V | Veneer | 30 | 36 | 30 | 36 | 40.3 | W\$ 1068 | |
| | 15-E1TV30 | TFL | 30 | 26 | 30 | 30 | 40.3 | T\$ 628 | |
| | 15-E1TV30H | HPL | 30 | 26 | 30 | 30 | 40.3 | P\$ 853 | |
| | 15-E1TV30V | Veneer | 30 | 26 | 30 | 30 | 40.3 | W\$ 910 | |
| | | | | 24"W | | | | | |
| | | 15-E5TV24 | TFL | 24 | 71 | 30 | 57 | 52.1 | T\$ 795 |
| | | 15-E5TV24H | HPL | 24 | 71 | 30 | 57 | 52.1 | P\$ 975 |
| | 15-E5TV24V | Veneer | 24 | 71 | 30 | 57 | 52.1 | W\$ 1333 | |
| | 15-E4TV24 | TFL | 24 | 60 | 30 | 48 | 40.3 | T\$ 732 | |
| | 15-E4TV24H | HPL | 24 | 60 | 30 | 48 | 40.3 | P\$ 913 | |
| | 15-E4TV24V | Veneer | 24 | 60 | 30 | 48 | 40.3 | W\$ 1199 | |
| | 15-E3TV24 | TFL | 24 | 47 | 30 | 33 | 40.3 | T\$ 685 | |
| | 15-E3TV24H | HPL | 24 | 47 | 30 | 33 | 40.3 | P\$ 868 | |
| | 15-E3TV24V | Veneer | 24 | 47 | 30 | 33 | 40.3 | W\$ 1086 | |
| | 15-E2TV24 | TFL | 24 | 36 | 30 | 29 | 40.3 | T\$ 642 | |
| | 15-E2TV24H | HPL | 24 | 36 | 30 | 29 | 40.3 | P\$ 832 | |
| | 15-E2TV24V | Veneer | 24 | 36 | 30 | 29 | 40.3 | W\$ 943 | |
| | 15-E1TV24 | TFL | 24 | 26 | 30 | 24 | 40.3 | T\$ 605 | |
| | 15-E1TV24H | HPL | 24 | 26 | 30 | 24 | 40.3 | P\$ 797 | |
| | 15-E1TV24V | Veneer | 24 | 26 | 30 | 24 | 40.3 | W\$ 842 | |

Must Specify (in this order):
 Model #
 Finish/Color
 Leg Color
 Grommet/Power/Data

Description






- Available With a Veneer (W), HPL (P), or TFL (T) Top; [See Finish/Color Options and Specify](#)
- Not Freestanding; Must Connect to High or Low-Single or Dual-Sided Center Panel
- Must Specify Leg Finish: Aluminum (ALUM), Black (BLK), or Chrome (CHM)
- Some Assembly Required
- Wire Management, Power/Data, and Grommet Options Available, [See Units Available](#); [See Locations In Intro](#)

T = TFL P = HPL W = Veneer

For ordering options, [see overview at the beginning of this section.](#)

FIFTEEN LOUNGE

LOUNGE + TABLES BY PLEDGE (15 SERIES)


| Item | Model No. | | Width | Depth | Height | Ship Wt | Cubic Ft | List Price | |
|---|---|--------|-------|-------|--------|---------|----------|------------|--|
| ROUND GROMMET COVER FIELD INSTALLED | 01-GRMTBK | Black | - | - | - | - | - | \$ 11 | |
| | 01-GRMTSL | Silver | | | | | | | |
|  OPEN MARKET ONLY (SILVER) | Description <ul style="list-style-type: none"> • 60mm Round Grommet Cover • Field Installed | | | | | | | | |
| | | | | | | | | | |
| SINGLE POWER SAND DOLLAR | 01-SAND60PS | Silver | 3 | 3 | 4 | 1 | 0.2 | \$ 98 | |
| | 01-SAND60PW | White | | | | | | \$ 98 | |
| | 01-SAND60PB | Black | | | | | | \$ 98 | |
|  | Description <ul style="list-style-type: none"> • Unit is 2" Diameter; Mounts in 60mm Round Grommet • 6' Cord • Single Power Outlet | | | | | | | | |
| | | | | | | | | | |
| | | | | | | | | | |
| DOUBLE USB SAND DOLLAR | 01-SAND60US | Silver | 3 | 3 | 4 | 1 | 0.2 | \$ 277 | |
| | 01-SAND60UW | White | | | | | | \$ 277 | |
| | 01-SAND60UB | Black | | | | | | \$ 277 | |
|  | Description <ul style="list-style-type: none"> • Unit is 2" Diameter; Mounts in 60mm Round Grommet • 6' Cord • Double USB | | | | | | | | |
| | | | | | | | | | |
| | | | | | | | | | |
| DOCK 950 WIRELESS CHARGER | 01-DOCK950B | Black | - | - | - | 1 | 0.2 | \$ 265 | |
| | 01-DOCK950W | White | | | | | | \$ 265 | |
|  Open Market Only | Description <ul style="list-style-type: none"> • For Use with Wireless Charging Enabled Devices (Qi) • 5 Watts Maximum Output with a Direct Current of 5V 2A and 10 Watts Maximum with Quick Charge 2.0 • Mounts in 76mm Round Cut-Out • LED will Confirm Pairing with Device and Begin Wireless Charging | | | | | | | | |
| | | | | | | | | | |
| DOCK 150 WIRELESS AND USB CHARGER | 01-DOCK150B | Black | - | - | - | 1 | 0.2 | \$ 405 | |
| | 01-DOCK150W | White | | | | | | \$ 405 | |
|  Open Market Only | Description <ul style="list-style-type: none"> • For Use with Wireless Charging Enabled Devices (Qi) and USB Charging Devices • 5 Watt Maximum Output with a Direct Current Input of 5V 6A (Wireless Fast Charge) • Pop-Up Includes Three (3) USB Ports; One (1) 12 Watt Maximum with 2.4A (USB Fast Charge) and Two (2) 5 Watt with 1A (USB Standard Charge) • Mounts in 76mm Round Cut-Out • LED will Confirm Pairing with Device and Begin Wireless Charging • UL & cUL Certified | | | | | | | | |
| | | | | | | | | | |

For ordering options, [see overview at the beginning of this section.](#)

| Item | Model No. | | Width | Depth | Height | Ship Wt | Cubic Ft | List Price |
|---|--------------|--------|-------|-------|--------|---------|----------|------------|
|  | 01-DUOBEZELS | Silver | 9 | 2½ | 3 | 1 | 0.2 | \$ 675 |
| | 01-DUOBEZELW | White | | | | | | \$ 675 |
| | 01-DUOBEZELB | Black | | | | | | \$ 675 |

Description

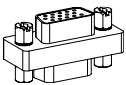
- Standard with: Two (2) Power Outlet, **One (1) USB Charging Port and One (1) 60-Watt USB-C Power Delivery Port with GaN Technology with 10' Cord**
- Worksurface Must Be Routed To Accept Unit, Which Sits Down Into Worksurface Supported By Attractive Slim Fit Bezel
- Independent USB Circuit Controllers Deliver up to 2.1 Amps to Each Post
- All Mounting Hardware Included
- FCC Part 15A and UL Approved for Horizontal and Vertical Applications

| | | | | | | | | |
|---|---------------|--------|----|----|----|---|-----|--------|
|  | 01-TRIOBEZELS | Silver | 6½ | 2½ | 3¼ | 1 | 0.2 | \$ 725 |
| | 01-TRIOBEZELW | White | | | | | | \$ 725 |
| | 01-TRIOBEZELB | Black | | | | | | \$ 725 |

Description

- Standard with: Three (3) Power Outlets, **One (1) USB Charging Port, One (1) 60-Watt USB-C Power Delivery Port with GaN Technology, One (1) Open Data with 10' Cord**
- Worksurface Must Be Routed To Accept Unit, Which Sits Down Into Worksurface Supported By Attractive Slim Fit Bezel
- Independent USB Circuit Controllers Deliver up to 2.1 Amps to Each Post
- HDMI, VGA, or RJ45 Accessories Sold Separately
- All Mounting Hardware Included
- FCC Part 15A and UL Approved for Horizontal and Vertical Applications

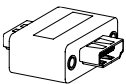
| | | | | | | | | |
|---------------------------------|------------|--|---|---|---|---|---|--------|
| TRIO VGA DATA PORT ACCESSORY | 01-LCOMVGA | | - | - | - | - | - | \$ 121 |
|---------------------------------|------------|--|---|---|---|---|---|--------|



Description

- VGA Ports for Trio Units

| | | | | | | | | |
|----------------------------------|-------------|--|---|---|---|---|---|--------|
| TRIO HDMI DATA PORT ACCESSORY | 01-LCOMHDMI | | - | - | - | - | - | \$ 166 |
|----------------------------------|-------------|--|---|---|---|---|---|--------|

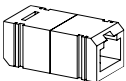


Open Market Only

Description

- HDMI Ports for Trio Units

| | | | | | | | | |
|----------------------------------|-------------|--|---|---|---|---|---|-------|
| TRIO RJ45 DATA PORT ACCESSORY | 01-LCOMRJ45 | | - | - | - | - | - | \$ 79 |
|----------------------------------|-------------|--|---|---|---|---|---|-------|



Description

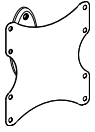
- RJ45 Ports for Trio Units

For ordering options, [see overview at the beginning of this section.](#)

FIFTEEN LOUNGE

LOUNGE + TABLES BY PLEDGE (15 SERIES)

| Item | Model No. | Width | Depth | Height | Ship Wt | Cubic Ft | List Price |
|------------|-------------|-------|-------|--------|---------|----------|------------|
| TV BRACKET | 01-0603TVBR | 12½ | 13½ | 19½ | 5 | 1.9 | \$ 331 |




Open Market Only

Description

- TV Bracket with Swivel/Tilt

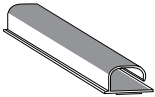
| | | | | | | | |
|------------|-----------|---|---|---|---|-----|-------|
| CABLE GRIP | 01-WMGRCB | - | - | - | 1 | 0.1 | \$ 17 |
|------------|-----------|---|---|---|---|-----|-------|



Description

- Black Under Surface Wire Management
- Cable Grip Attaches with Four (4) Screws, Hardware Included

| | | | | | | | |
|--------------|----------|----|----|---|-----|-----|--------|
| WIRE CHANNEL | 01-32125 | 24 | 1¾ | 1 | .25 | 0.3 | \$ 106 |
|--------------|----------|----|----|---|-----|-----|--------|



Description

- Available in Black
- Includes (2) Double-Sided Tape Ribbons for Easy Installation
- Open J Channel for Easy Wire Management

| | | | | | | | |
|--------------------|----------|-----|----|-----|----|-----|---------|
| VESTA POWER CENTER | 01-PDCTR | 10¾ | 12 | 28¾ | 14 | 2.5 | \$ 1776 |
|--------------------|----------|-----|----|-----|----|-----|---------|



Description

- Top Includes One (1) Power Outlet, Two (2) USB Ports and One (1) USBC Port; Base Includes Three (3) Outlet
- Available in White
- 120" Power Cord
- Built with Weight Distribution for Optimal Stability
- Base is 5" Tall

For ordering options, [see overview at the beginning of this section.](#)

Experience the staying power of classic design paired with keen, modern interiors. Available in three arm styles, fully-upholstered or with clean out backs, and in standard and high occupancy sizes, Gleem’s proven steam bending technique and handcrafted construction create a long lasting, superior chair. Create the perfect look, and provide lasting comfort for a diverse range of users. High Occupancy models support users up to 400lbs. And the entire collection features a wall saver design, preventing the chair back from hitting and marring walls.

CONSTRUCTION

- Exposed wood components are manufactured using European Beech and are free of spirits, discoloration, pits, shakes, and wormholes
- All chair joints are double-doweled or mortised and tenoned, screwed, and glued for maximum strength and durability
- Frames are individually hand assembled and sanded prior to being finished
- Non-marring nylon glides included in each leg at floor level
- High Grade Polyurethane Foam, 1½" thick in the seat and 1" thick in the back
- High quality resilient sheet webbing ensures a comfortable seating application
- Standard units support users up to 275lbs and High Occupancy units support users up to 400lbs
- Ships fully assembled

HOW TO ORDER EXAMPLE

| Model No. | Description | Example |
|-----------|--------------------|-----------------------------|
| 395 | Finish | HNW |
| | Primary Upholstery | Momentum Beeline EPU Autumn |
| | Accent Upholstery | Momentum Beeline EPU Canvas |
| | Glides | STD |

WOOD FINISHES

Indiana Furniture uses a multi-step, hand finishing process on all exposed wood frames.

Chairs feature a catalyzed varnish finish which offers durability, lasting beauty, and resistance to normal wear.

| | | | |
|-----|---------------------|-----|---------------------|
| AW | Artisan Walnut | MW | Mahogany Walnut |
| AS | Asian Night | MAS | Mesa Sunset* |
| BW | Beigewood* | MTS | Metropolis Sky |
| BL | Black | MNR | Midnight Run |
| CO | Columbian Walnut | NTM | Natural Marrone* |
| DC | Dark Cherry | ORW | Oak Riftwood* |
| DFW | Dark Forest Walnut* | PNW | Pinnacle Walnut |
| WH | Designer White | PTK | Portico Teak* |
| EF | Espresso | RC | River Cherry* |
| FO | Fawn Oak* | SCH | Select Cherry |
| FLW | Florence Walnut* | SPW | Sepia Walnut* |
| GC | Golden Cherry | SKC | Shaker Cherry |
| HVM | Harvest Maple* | SBP | Smoky Brown Pear* |
| HW | Harvest Walnut | TK | Studio Teak |
| HNW | Henna Walnut | SM | Sugar Maple |
| KHE | Kirsche | WTA | Weathered Ash* |
| LW | Legacy Walnut | WNB | White Nebbia |
| | | WC | Williamsburg Cherry |

* Finish is Low Sheen

WALL SAVER DESIGN


All of the Gleem chairs feature a wall saver design. With Gleem’s contoured frame, any unit can be placed against a wall without concern of scrtaching or scuffing.



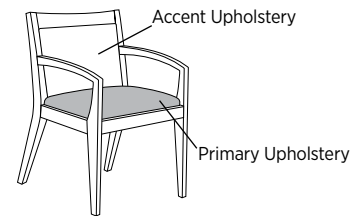
UPHOLSTERY OPTIONS

Available in single or contrasting upholsteries in a wide variety of graded-in or contract options, including fabric, vinyl, and leather.

Single Upholstery



Contrasting Upholstery

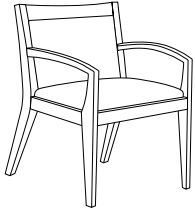


GLIDE OPTIONS

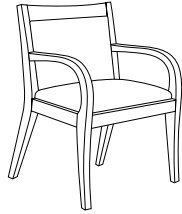
| | | |
|------|--------------|--------|
| STD | Nylon Glides | STD |
| FELT | Felt Glides | \$ N/C |

CERTIFICATIONS & COMPLIANCE


- CAL 117-2013 Compliance
- Intertek Sustainability Certified
- BIFMA level® Certified
- BIFMA Compliant® Certified
- TSCA Title VI (CARB) Compliance
- Contributes to LEED®, Green Globes®, and WELL® Sustainable Programs



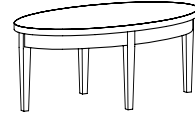
Arch Arm:
395
[\(See Details\)](#)




Curved Arm:
396
[\(See Details\)](#)



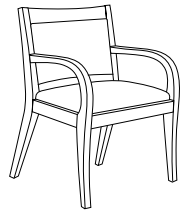
Swoop Arm:
398
[\(See Details\)](#)




Elliptical Table
395-4222EMT
[\(See Details\)](#)



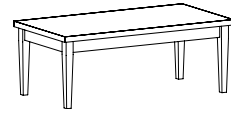
Arch Arm,
Clean Out Back:
395C
[\(See Details\)](#)




Curved Arm, Clean
Out Back:
396C
[\(See Details\)](#)



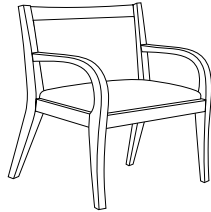
Swoop Arm, Clean
Out Back:
398C
[\(See Details\)](#)




Magazine Table
395-4222MT
[\(See Details\)](#)



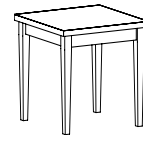
Arch Arm,
High Occupancy:
395B
[\(See Details\)](#)




Curved Arm,
High Occupancy:
396B
[\(See Details\)](#)



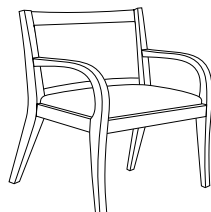
Swoop Arm,
High Occupancy:
398B
[\(See Details\)](#)



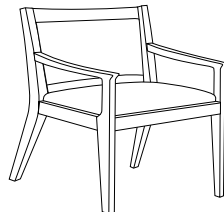
Lamp Table
395-2222LT
[\(See Details\)](#)



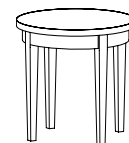
Arch Arm,
High Occupancy,
Clean Out:
395BC
[\(See Details\)](#)



Curved Arm,
High Occupancy,
Clean Out:
396BC
[\(See Details\)](#)

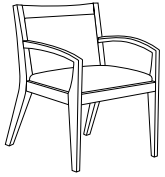


Swoop Arm,
High Occupancy,
Clean Out:
398BC
[\(See Details\)](#)



Round End Table
395-2222RET
[\(See Details\)](#)

| Item | Model No. | Chair Width | Chair Depth | Chair Height | Seat Width | Seat Depth | Seat Height | Arm Height | Ship Wt | Cubic Ft |
|----------------|-----------|-------------|-------------|--------------|------------|------------|-------------|------------|---------|----------|
| ARCH ARM GUEST | 395 | 23¾ | 24 | 31¾ | 20¾ | 18¾ | 17¼ | 24 | 25 | 16.9 |



WS

Description

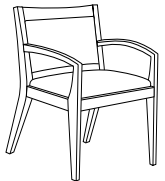
- Available with Contrasting Upholstery ([See Details](#))
- Wall Saver Design
- Supports Users Up To 275lbs

Must Specify (in this order):

- Model #
- Finish
- Primary Upholstery
- Accent Upholstery
- Glide

| List Price/Grade | Yards | COM/1 | 2 | 3 | 4 | 5 | 6 | 7 | 8 | 9 | 10 | L1 | L2 |
|------------------------|-------|---------|------|------|------|------|------|------|------|------|------|------|------|
| Single Upholstery | 1.50 | \$ 1250 | 1328 | 1394 | 1459 | 1556 | 1655 | 1796 | 1943 | 2114 | 2312 | 1745 | 1957 |
| Contrasting Upholstery | | | | | | | | | | | | | |
| Primary | 1.00 | \$ 1262 | 1314 | 1358 | 1401 | 1466 | 1532 | 1626 | 1724 | 1838 | 1970 | 1592 | 1733 |
| Accent | 0.75 | \$ 0 | 39 | 72 | 104 | 153 | 203 | 273 | 347 | 432 | 531 | 248 | 353 |

| | | | | | | | | | | |
|--------------------------------|------|-----|----|-----|-----|-----|-----|----|----|------|
| ARCH ARM, CLEAN OUT BACK GUEST | 395C | 23¾ | 24 | 31¾ | 20¾ | 18¾ | 17¼ | 24 | 25 | 16.9 |
|--------------------------------|------|-----|----|-----|-----|-----|-----|----|----|------|



WS

Description


- Available with Contrasting Upholstery ([See Details](#))
- Wall Saver Design
- Supports Users Up To 275lbs

Must Specify (in this order):

- Model #
- Finish
- Primary Upholstery
- Accent Upholstery
- Glide

| List Price/Grade | Yards | COM/1 | 2 | 3 | 4 | 5 | 6 | 7 | 8 | 9 | 10 | L1 | L2 |
|------------------------|-------|---------|------|------|------|------|------|------|------|------|------|------|------|
| Single Upholstery | 1.50 | \$ 1250 | 1328 | 1394 | 1459 | 1556 | 1655 | 1796 | 1943 | 2114 | 2312 | 1745 | 1957 |
| Contrasting Upholstery | | | | | | | | | | | | | |
| Primary | 1.00 | \$ 1262 | 1314 | 1358 | 1401 | 1466 | 1532 | 1626 | 1724 | 1838 | 1970 | 1592 | 1733 |
| Accent | 0.75 | \$ 0 | 39 | 72 | 104 | 153 | 203 | 273 | 347 | 432 | 531 | 248 | 353 |

| | | | | | | | | | | |
|--------------------------------|------|-----|----|-----|-----|-----|-----|----|----|------|
| HIGH OCCUPANCY, ARCH ARM GUEST | 395B | 33¾ | 24 | 31¾ | 30¾ | 18¾ | 17¼ | 24 | 28 | 25.7 |
|--------------------------------|------|-----|----|-----|-----|-----|-----|----|----|------|



WS

Description


- Available with Contrasting Upholstery ([See Details](#))
- Wall Saver Design
- Supports Users Up To 400lbs

Must Specify (in this order):

- Model #
- Finish
- Primary Upholstery
- Accent Upholstery
- Glide

| List Price/Grade | Yards | COM/1 | 2 | 3 | 4 | 5 | 6 | 7 | 8 | 9 | 10 | L1 | L2 |
|------------------------|-------|---------|------|------|------|------|------|------|------|------|------|------|------|
| Single Upholstery | 2.00 | \$ 1568 | 1672 | 1760 | 1846 | 1976 | 2108 | 2296 | 2492 | 2720 | 2984 | 2228 | 2510 |
| Contrasting Upholstery | | | | | | | | | | | | | |
| Primary | 1.25 | \$ 1592 | 1657 | 1712 | 1766 | 1847 | 1930 | 2047 | 2170 | 2312 | 2477 | 2005 | 2181 |
| Accent | 1.25 | \$ 0 | 65 | 120 | 174 | 255 | 338 | 455 | 578 | 720 | 885 | 413 | 589 |

| | | | | | | | | | | |
|--|-------|-----|----|-----|-----|-----|-----|----|----|-------|
| HIGH OCCUPANCY, ARCH ARM, CLEAN OUT BACK GUEST | 395BC | 33¾ | 24 | 31¾ | 30¾ | 18¾ | 17¼ | 24 | 28 | 25.69 |
|--|-------|-----|----|-----|-----|-----|-----|----|----|-------|



WS

Description

- Available with Contrasting Upholstery ([See Details](#))
- Wall Saver Design
- Supports Users Up To 400lbs

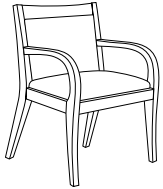
Must Specify (in this order):

- Model #
- Finish
- Primary Upholstery
- Accent Upholstery
- Glide

| List Price/Grade | Yards | COM/1 | 2 | 3 | 4 | 5 | 6 | 7 | 8 | 9 | 10 | L1 | L2 |
|------------------------|-------|---------|------|------|------|------|------|------|------|------|------|------|------|
| Single Upholstery | 2.00 | \$ 1568 | 1672 | 1760 | 1846 | 1976 | 2108 | 2296 | 2492 | 2720 | 2984 | 2228 | 2510 |
| Contrasting Upholstery | | | | | | | | | | | | | |
| Primary | 1.25 | \$ 1592 | 1657 | 1712 | 1766 | 1847 | 1930 | 2047 | 2170 | 2312 | 2477 | 2005 | 2181 |
| Accent | 1.25 | \$ 0 | 65 | 120 | 174 | 255 | 338 | 455 | 578 | 720 | 885 | 413 | 589 |

For ordering options, [see overview at the beginning of this section.](#)

| Item | Model No. | Chair Width | Chair Depth | Chair Height | Seat Width | Seat Depth | Seat Height | Arm Height | Ship Wt | Cubic Ft |
|------------------|-----------|-------------|-------------|--------------|------------|------------|-------------|------------|---------|----------|
| CURVED ARM GUEST | 396 | 23¾ | 24 | 31¾ | 20¾ | 18¾ | 17¼ | 25½ | 25 | 16.9 |



WS

Must Specify (in this order):

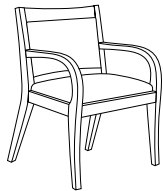
- Model #
- Finish
- Primary Upholstery
- Accent Upholstery
- Glide

Description

- Available with Contrasting Upholstery ([See Details](#))
- Wall Saver Design
- Supports Users Up To 275lbs

| List Price/Grade | Yards | COM/1 | 2 | 3 | 4 | 5 | 6 | 7 | 8 | 9 | 10 | L1 | L2 |
|------------------------|-------|---------|------|------|------|------|------|------|------|------|------|------|------|
| Single Upholstery | 1.50 | \$ 1250 | 1328 | 1394 | 1459 | 1556 | 1655 | 1796 | 1943 | 2114 | 2312 | 1745 | 1957 |
| Contrasting Upholstery | | | | | | | | | | | | | |
| Primary | 1.00 | \$ 1262 | 1314 | 1358 | 1401 | 1466 | 1532 | 1626 | 1724 | 1838 | 1970 | 1592 | 1733 |
| Accent | 0.75 | \$ 0 | 39 | 72 | 104 | 153 | 203 | 273 | 347 | 432 | 531 | 248 | 353 |

| | | | | | | | | | | |
|----------------------------------|------|-----|----|-----|-----|-----|-----|-----|----|------|
| CURVED ARM, CLEAN OUT BACK GUEST | 396C | 23¾ | 24 | 31¾ | 20¾ | 18¾ | 17¼ | 25½ | 25 | 16.9 |
|----------------------------------|------|-----|----|-----|-----|-----|-----|-----|----|------|



WS

Must Specify (in this order):

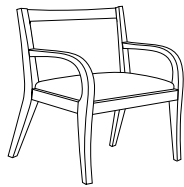
- Model #
- Finish
- Primary Upholstery
- Accent Upholstery
- Glide

Description

- Available with Contrasting Upholstery ([See Details](#))
- Wall Saver Design
- Supports Users Up To 275lbs

| List Price/Grade | Yards | COM/1 | 2 | 3 | 4 | 5 | 6 | 7 | 8 | 9 | 10 | L1 | L2 |
|------------------------|-------|---------|------|------|------|------|------|------|------|------|------|------|------|
| Single Upholstery | 1.50 | \$ 1250 | 1328 | 1394 | 1459 | 1556 | 1655 | 1796 | 1943 | 2114 | 2312 | 1745 | 1957 |
| Contrasting Upholstery | | | | | | | | | | | | | |
| Primary | 1.00 | \$ 1262 | 1314 | 1358 | 1401 | 1466 | 1532 | 1626 | 1724 | 1838 | 1970 | 1592 | 1733 |
| Accent | 0.75 | \$ 0 | 39 | 72 | 104 | 153 | 203 | 273 | 347 | 432 | 531 | 248 | 353 |

| | | | | | | | | | | |
|----------------------------------|------|-----|----|-----|-----|-----|-----|-----|----|------|
| HIGH OCCUPANCY, CURVED ARM GUEST | 396B | 33¾ | 24 | 31¾ | 30¾ | 18¾ | 17¼ | 25½ | 28 | 25.7 |
|----------------------------------|------|-----|----|-----|-----|-----|-----|-----|----|------|



WS

Must Specify (in this order):

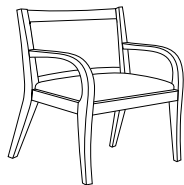
- Model #
- Finish
- Primary Upholstery
- Accent Upholstery
- Glide

Description

- Available with Contrasting Upholstery ([See Details](#))
- Wall Saver Design
- Supports Users Up To 400lbs

| List Price/Grade | Yards | COM/1 | 2 | 3 | 4 | 5 | 6 | 7 | 8 | 9 | 10 | L1 | L2 |
|------------------------|-------|---------|------|------|------|------|------|------|------|------|------|------|------|
| Single Upholstery | 2.00 | \$ 1568 | 1672 | 1760 | 1846 | 1976 | 2108 | 2296 | 2492 | 2720 | 2984 | 2228 | 2510 |
| Contrasting Upholstery | | | | | | | | | | | | | |
| Primary | 1.25 | \$ 1592 | 1657 | 1712 | 1766 | 1847 | 1930 | 2047 | 2170 | 2312 | 2477 | 2005 | 2181 |
| Accent | 1.25 | \$ 0 | 65 | 120 | 174 | 255 | 338 | 455 | 578 | 720 | 885 | 413 | 589 |

| | | | | | | | | | | |
|--|-------|-----|----|-----|-----|-----|-----|-----|----|------|
| HIGH OCCUPANCY, CURVED ARM, CLEAN OUT BACK GUEST | 396BC | 33¾ | 24 | 31¾ | 30¾ | 18¾ | 17¼ | 25½ | 28 | 25.7 |
|--|-------|-----|----|-----|-----|-----|-----|-----|----|------|



WS

Must Specify (in this order):

- Model #
- Finish
- Primary Upholstery
- Accent Upholstery
- Glide

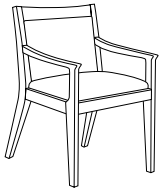
Description

- Available with Contrasting Upholstery ([See Details](#))
- Wall Saver Design
- Supports Users Up To 400lbs

| List Price/Grade | Yards | COM/1 | 2 | 3 | 4 | 5 | 6 | 7 | 8 | 9 | 10 | L1 | L2 |
|------------------------|-------|---------|------|------|------|------|------|------|------|------|------|------|------|
| Single Upholstery | 2.00 | \$ 1568 | 1672 | 1760 | 1846 | 1976 | 2108 | 2296 | 2492 | 2720 | 2984 | 2228 | 2510 |
| Contrasting Upholstery | | | | | | | | | | | | | |
| Primary | 1.25 | \$ 1592 | 1657 | 1712 | 1766 | 1847 | 1930 | 2047 | 2170 | 2312 | 2477 | 2005 | 2181 |
| Accent | 1.25 | \$ 0 | 65 | 120 | 174 | 255 | 338 | 455 | 578 | 720 | 885 | 413 | 589 |

For ordering options, [see overview at the beginning of this section.](#)

| Item | Model No. | Chair Width | Chair Depth | Chair Height | Seat Width | Seat Depth | Seat Height | Arm Height | Ship Wt | Cubic Ft |
|------------------------|-----------|-------------|-------------|--------------|------------|------------|-------------|------------|---------|----------|
| SWOOP ARM GUEST | 398 | 23¾ | 24 | 31¾ | 20¾ | 18¾ | 17¼ | 23 | 25 | 16.9 |



WS

Must Specify (in this order):

- Model #
- Finish
- Primary Upholstery
- Accent Upholstery
- Glide

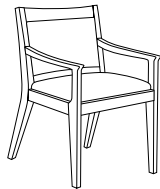
Description

- Available with Contrasting Upholsteries
- Wall Saver Design
- Supports Users Up To 275lbs

| List Price/Grade | Yards | COM/1 | 2 | 3 | 4 | 5 | 6 | 7 | 8 | 9 | 10 | L1 | L2 |
|------------------------|-------|---------|------|------|------|------|------|------|------|------|------|------|------|
| Single Upholstery | 1.50 | \$ 1250 | 1328 | 1394 | 1459 | 1556 | 1655 | 1796 | 1943 | 2114 | 2312 | 1745 | 1957 |
| Contrasting Upholstery | | | | | | | | | | | | | |
| Primary | 1.00 | \$ 1262 | 1314 | 1358 | 1401 | 1466 | 1532 | 1626 | 1724 | 1838 | 1970 | 1592 | 1733 |
| Accent | 0.75 | \$ 0 | 39 | 72 | 104 | 153 | 203 | 273 | 347 | 432 | 531 | 248 | 353 |

SWOOP ARM, CLEAN OUT BACK GUEST

| | | | | | | | | | |
|------|-----|----|-----|-----|-----|-----|----|----|------|
| 398C | 23¾ | 24 | 31¾ | 20¾ | 18¾ | 17¼ | 23 | 25 | 16.9 |
|------|-----|----|-----|-----|-----|-----|----|----|------|



WS

Must Specify (in this order):

- Model #
- Finish
- Primary Upholstery
- Accent Upholstery
- Glide


Description

- Available with Contrasting Upholstery ([See Details](#))
- Wall Saver Design
- Supports Users Up To 275lbs

| List Price/Grade | Yards | COM/1 | 2 | 3 | 4 | 5 | 6 | 7 | 8 | 9 | 10 | L1 | L2 |
|------------------------|-------|---------|------|------|------|------|------|------|------|------|------|------|------|
| Single Upholstery | 1.50 | \$ 1250 | 1328 | 1394 | 1459 | 1556 | 1655 | 1796 | 1943 | 2114 | 2312 | 1745 | 1957 |
| Contrasting Upholstery | | | | | | | | | | | | | |
| Primary | 1.00 | \$ 1262 | 1314 | 1358 | 1401 | 1466 | 1532 | 1626 | 1724 | 1838 | 1970 | 1592 | 1733 |
| Accent | 0.75 | \$ 0 | 39 | 72 | 104 | 153 | 203 | 273 | 347 | 432 | 531 | 248 | 353 |

HIGH OCCUPANCY, SWOOP ARM GUEST

| | | | | | | | | | |
|------|-----|----|-----|-----|-----|-----|----|----|------|
| 398B | 33¾ | 24 | 31¾ | 30¾ | 18¾ | 17¼ | 28 | 28 | 25.7 |
|------|-----|----|-----|-----|-----|-----|----|----|------|



WS

Must Specify (in this order):

- Model #
- Finish
- Primary Upholstery
- Accent Upholstery
- Glide


Description

- Available with Contrasting Upholstery ([See Details](#))
- Wall Saver Design
- Supports Users Up To 400lbs

| List Price/Grade | Yards | COM/1 | 2 | 3 | 4 | 5 | 6 | 7 | 8 | 9 | 10 | L1 | L2 |
|------------------------|-------|---------|------|------|------|------|------|------|------|------|------|------|------|
| Single Upholstery | 2.00 | \$ 1568 | 1672 | 1760 | 1846 | 1976 | 2108 | 2296 | 2492 | 2720 | 2984 | 2228 | 2510 |
| Contrasting Upholstery | | | | | | | | | | | | | |
| Primary | 1.25 | \$ 1592 | 1657 | 1712 | 1766 | 1847 | 1930 | 2047 | 2170 | 2312 | 2477 | 2005 | 2181 |
| Accent | 1.25 | \$ 0 | 65 | 120 | 174 | 255 | 338 | 455 | 578 | 720 | 885 | 413 | 589 |

HIGH OCCUPANCY, SWOOP ARM, CLEAN OUT BACK GUEST

| | | | | | | | | | |
|-------|-----|----|-----|-----|-----|-----|----|----|------|
| 398BC | 33¾ | 24 | 31¾ | 30¾ | 18¾ | 17¼ | 28 | 28 | 25.7 |
|-------|-----|----|-----|-----|-----|-----|----|----|------|



WS

Must Specify (in this order):

- Model #
- Finish
- Primary Upholstery
- Accent Upholstery
- Glide

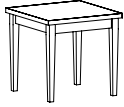
Description

- Available with Contrasting Upholstery ([See Details](#))
- Wall Saver Design
- Supports Users Up To 400lbs

| List Price/Grade | Yards | COM/1 | 2 | 3 | 4 | 5 | 6 | 7 | 8 | 9 | 10 | L1 | L2 |
|------------------------|-------|---------|------|------|------|------|------|------|------|------|------|------|------|
| Single Upholstery | 2.00 | \$ 1568 | 1672 | 1760 | 1846 | 1976 | 2108 | 2296 | 2492 | 2720 | 2984 | 2228 | 2510 |
| Contrasting Upholstery | | | | | | | | | | | | | |
| Primary | 1.25 | \$ 1592 | 1657 | 1712 | 1766 | 1847 | 1930 | 2047 | 2170 | 2312 | 2477 | 2005 | 2181 |
| Accent | 1.25 | \$ 0 | 65 | 120 | 174 | 255 | 338 | 455 | 578 | 720 | 885 | 413 | 589 |

For ordering options, [see overview at the beginning of this section.](#)

| Item | Model No. | Width | Depth | Height | Ship Wt | Cubic Ft | List Price |
|------------|------------|-------|-------|--------|---------|----------|------------------------|
| LAMP TABLE | 395-2222LT | 22 | 22 | 16 | 18 | 11.6 | T\$ 1219 W/P\$ 1341 |



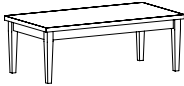
Description

- Standard with: Top Features Square Edge Profile, Wood Legs, and Adjustable Glides
- Choose Veneer (W), TFL (T), or HPL (P) Top
- Ships Fully Assembled

Must Specify (in this order):

Model #
Surface Material
Finish/Color

| | | | | | | | |
|----------------|------------|----|----|----|----|------|------------------------|
| MAGAZINE TABLE | 395-4222MT | 42 | 22 | 16 | 33 | 14.4 | T\$ 1425 W/P\$ 1553 |
|----------------|------------|----|----|----|----|------|------------------------|



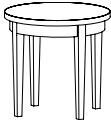
Description

- Standard with: Top Features Square Edge Profile, Wood Legs, and Adjustable Glides
- Choose Veneer (W), TFL (T), or HPL (P) Top
- Ships Fully Assembled

Must Specify (in this order):

Model #
Surface Material
Finish/Color

| | | | | | | | |
|-----------------|-------------|----|----|----|----|------|------------------------|
| ROUND END TABLE | 395-2222RET | 22 | 22 | 22 | 18 | 11.6 | T\$ 1277 W/P\$ 1428 |
|-----------------|-------------|----|----|----|----|------|------------------------|



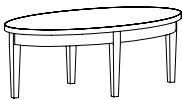
Description

- Standard with: Top Features Square Edge Profile, Wood Legs, and Adjustable Glides
- Choose Veneer (W), TFL (T), or HPL (P) Top
- Ships Fully Assembled

Must Specify (in this order):

Model #
Surface Material
Finish/Color

| | | | | | | | |
|------------------|-------------|----|----|----|----|------|------------------------|
| ELLIPTICAL TABLE | 395-4222EMT | 42 | 42 | 16 | 33 | 14.4 | T\$ 1369 W/P\$ 1550 |
|------------------|-------------|----|----|----|----|------|------------------------|



Description

- Standard with: Top Features Square Edge Profile, Wood Legs, and Adjustable Glides
- Choose Veneer (W), TFL (T), or HPL (P) Top
- Ships Fully Assembled

Must Specify (in this order):

Model #
Surface Material
Finish/Color

For ordering options, [see overview at the beginning of this section.](#)

Gleem+ is a collection inspired by the staying power and classic design of the Gleem series. With high traffic areas, healthcare and education in mind, the freestanding, tandem seating and table solutions are available with or without a clean out back, optional arm cap, and single or contrasting upholstery. Gleem+ models support users 400-600lbs and feature models specifically for patient care with increased seat heights and support. The entire collection features a wall saver design, preventing the chair backs from marring walls.

CONSTRUCTION

- Exposed chair components are manufactured using European Beech and are free of discoloration, pits, shakes, and wormholes
- All chair joints are mortise and tenon construction with screws and glue for maximum strength and durability
- High Grade Polyurethane Foam, 1½" thick in the seat and 1" thick in the back; high quality resilient sheet webbing ensures a comfortable seating application
- Optional black polyurethane arm cap, increases arm height ½"
- Veneer and HPL tops have a 3-ply balanced construction, 1½" thick, and TFL tops have a 3-ply balanced construction are 1" thick
- Veneer table tops feature UVAdvantage, an ultra-violet finish, on all exposed surfaces by utilizing roll-coat UV technology
- Apron rails and legs feature a catalyzed varnish finish which offers durability, lasting beauty, and resistance to normal wear
- Apron rails are 3-ply Maple Veneer construction and steam bent to create a clean aesthetic
- Table legs are solid maple
- 397HP and 399HH ship with non-marring nylon glides. All other units ship with non-marring adjustable glides.

HOW TO ORDER EXAMPLE

SEATING

| Model No. | Description | Example |
|-----------|--------------------|-----------------------------|
| 395HC | Finish | HNW |
| | Primary Upholstery | Momentum Beeline EPU Autumn |
| | Accent Upholstery | Momentum Beeline EPU Canvas |
| | Arm Cap | BLPU |

TABLES

| Model No. | Description | Example |
|-----------|------------------|---------|
| 395GT | Surface Material | T |
| | Finish/Color | BL |

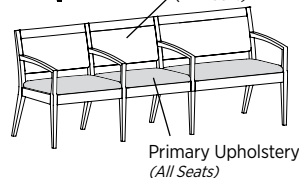
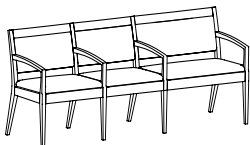
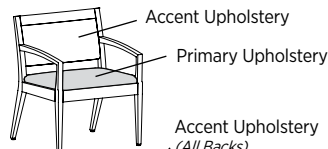
UPHOLSTERY OPTIONS

Available in single or contrasting upholsteries in a wide variety of graded-in or contract options, including fabric, vinyl, and leather.

Single Upholstery



Contrasting Upholstery



WALL SAVER DESIGN

All of the Gleem+ chairs feature a wall saver design. With Gleem+'s contoured frame, any unit can be placed against a wall without concern of scratching or scuffing.



SEATING FINISH OPTIONS

Indiana Furniture uses a multi-step, hand finishing process on all exposed wood frames. Chairs feature a catalyzed varnish finish which offers durability, lasting beauty, and resistance to normal wear.

| | | | |
|-----|---------------------|-----|---------------------|
| AW | Artisan Walnut | MW | Mahogany Walnut |
| AS | Asian Night | MAS | Mesa Sunset* |
| BW | Beigewood* | MTS | Metropolis Sky |
| BL | Black | MNR | Midnight Run |
| CO | Columbian Walnut | NTM | Natural Marrone* |
| DC | Dark Cherry | ORW | Oak Riftwood* |
| DFW | Dark Forest Walnut* | PNW | Pinnacle Walnut |
| WH | Designer White | PTK | Portico Teak* |
| EF | Espresso | RC | River Cherry* |
| FO | Fawn Oak* | SCH | Select Cherry |
| FLW | Florence Walnut* | SPW | Sepia Walnut* |
| GC | Golden Cherry | SKC | Shaker Cherry |
| HVM | Harvest Maple* | SBP | Smoky Brown Pear* |
| HW | Harvest Walnut | TK | Studio Teak |
| HNW | Henna Walnut | SM | Sugar Maple |
| KHE | Kirsche | WTA | Weathered Ash* |
| LW | Legacy Walnut | WNB | White Nebbia |
| | | WC | Williamsburg Cherry |

* Finish is Low Sheen

VENEER (W) FINISH OPTIONS

Veneer table tops feature UVAdvantage, an ultra-violet finish, on all exposed surfaces by utilizing roll-coat UV technology. Apron rails and legs feature a catalyzed varnish finish which offers durability, lasting beauty, and resistance to normal wear.

Must specify Top Material and Finish Color.

| | | | |
|-----|--------------------|-----|---------------------|
| AW | Artisan Walnut | MW | Mahogany Walnut |
| AS | Asian Night | MAS | Mesa Sunset* |
| CO | Columbian Walnut | MTS | Metropolis Sky |
| DC | Dark Cherry | PNW | Pinnacle Walnut |
| DFW | Dark Forest Walnut | ORW | Oak Riftwood* |
| EW | Espresso | SCH | Select Cherry |
| FO | Fawn Oak* | SKC | Shaker Cherry |
| GC | Golden Cherry | SM | Sugar Maple |
| HW | Harvest Walnut | WTA | Weathered Ash* |
| HNW | Henna Walnut | WC | Williamsburg Cherry |
| LW | Legacy Walnut | | |

* Finish is Low Sheen

See next page for HPL and TFL color options.

TFL (T) OR HPL (P) COLOR OPTIONS

Tables available with TFL (T) or HPL (P) Top. Must specify Top Material and Color. Table legs use a multi-step, hand finished process with a catalyzed finish.

WOODGRAIN

| | | | |
|-----|------------------|-----|---------------------|
| AS | Asian Night | PTK | Portico Teak |
| BW | Beigewood | RC | River Cherry |
| CO | Columbian Walnut | SCH | Select Cherry |
| EF | Espresso | SPW | Sepia Walnut |
| FLW | Florence Walnut | SKC | Shaker Cherry |
| GC | Golden Cherry | SBP | Smoky Brown Pear |
| KHE | Kirsche | TK | Studio Teak |
| MW | Mahogany Walnut | SM | Sugar Maple |
| MNR | Midnight Run | WTA | Weathered Ash |
| NTM | Natural Marrone | WNB | White Nebbia |
| ORW | Oak Riftwood | WC | Williamsburg Cherry |
| PNW | Pinnacle Walnut | | |

SOLID (For Ganging Tables Only)

| | | | |
|----|-------|----|----------------|
| BL | Black | WH | Designer White |
|----|-------|----|----------------|

ARM CAP OPTIONS

| | | | |
|--------|---------------------------------------|-----|-----|
| STD | No Arm Cap | STD | |
| BLKCAP | Four (4) Black Polyurethane Arm Caps | \$ | 332 |
| | Three (3) Black Polyurethane Arm Caps | \$ | 249 |
| | Two (2) Black Polyurethane Arm Caps | \$ | 166 |

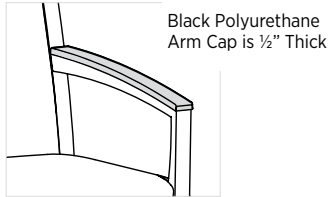




TABLE EDGE PROFILE




Vertical Square
H

CERTIFICATIONS & COMPLIANCE

- CAL 117-2013 Compliance
- Intertek Sustainability Certified
- BIFMA level® Certified
- BIFMA Complaint® Certified
- TSCA Title VI (CARB) Compliance
- Contributes to LEED®, Green Globes®, and WELL® Sustainable Programs




Single Seat Chair
395H
(Shown with Arm Caps)
[\(See Details\)](#)



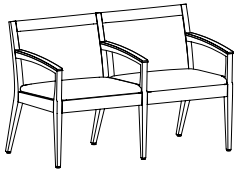
Bariatric Chair
395HB
[\(See Details\)](#)



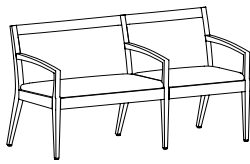
Single Seat Chair
with Clean Out
395HC
[\(See Details\)](#)



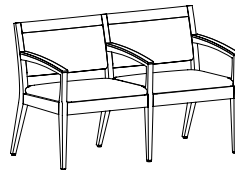
Bariatric Chair
with Clean Out
395HBC
(Shown with Arm Caps)
[\(See Details\)](#)



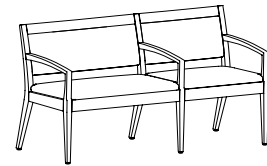
Single/Single Tandem
395H2
(Shown with Arm Caps)
[\(See Details\)](#)



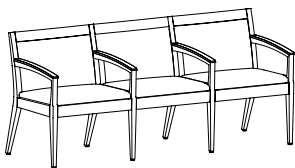
Single/Bariatric Tandem
395H2L
Single Seat on Left
395H2R
Single Seat on Right
(Shown)
[\(See Details\)](#)



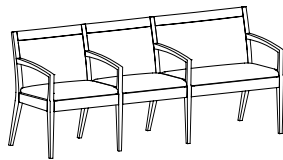
Single/Single Tandem
with Clean Out 395H2C
(Shown with Arm Caps)
[\(See Details\)](#)



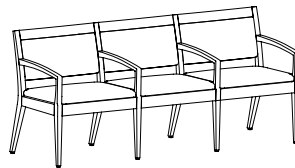
Single/Bariatric Tandem
with Clean Out
395H2CL
Single Seat on Left
395H2CR
Single Seat on Right *(Shown)*
[\(See Details\)](#)



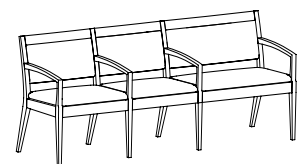
Single/Single/Single Tandem
395H3
(Shown with Arm Caps)
[\(See Details\)](#)




Single/Single/Bariatric Tandem
395H3L
Single Seats on Left *(Shown)*
395H3R
Single Seats on Right
[\(See Details\)](#)




Single/Single/Single
Tandem with Clean Out
395H3C
[\(See Details\)](#)



Single/Single/Bariatric
Tandem with Clean Out
395H3CL
Single Seats on Left *(Shown)*
395H3CR
Single Seats on Right
[\(See Details\)](#)



Patient Chair with
Clean Out
397HP
[\(See Details\)](#)



Hip/Easy Access
Chair with Clean Out
399HH
(Shown with Arm Caps)
[\(See Details\)](#)



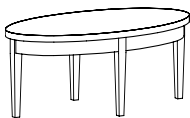
Ganging Bracket
395-000GB
[\(See Details\)](#)



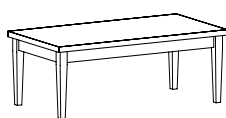
Ganging Inline Table
395GT
[\(See Details\)](#)



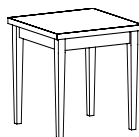
Ganging Corner
Table
395CGT
[\(See Details\)](#)



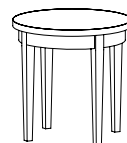
Elliptical Table
395-4222EMT
[\(See Details\)](#)



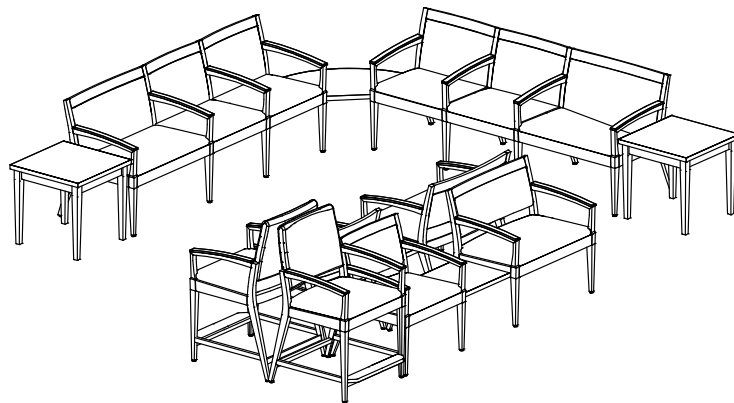
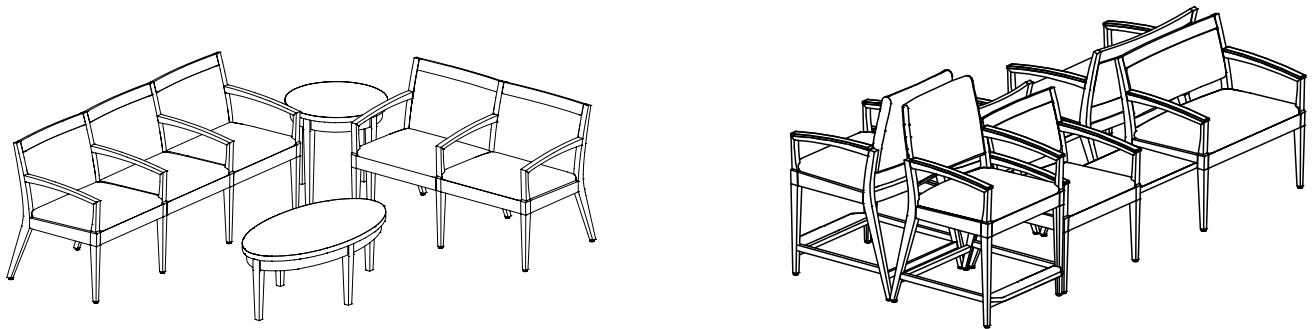
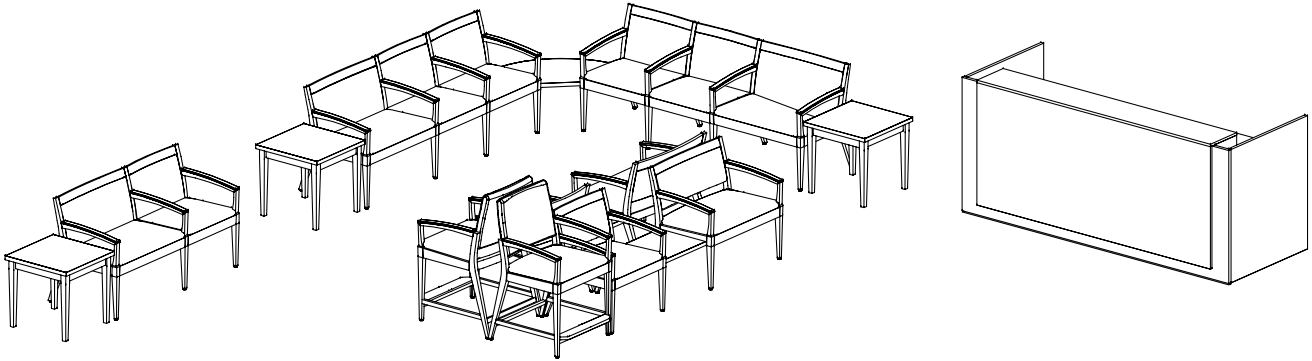
Magazine Table
395-4222MT
[\(See Details\)](#)



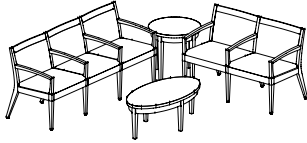
Lamp Table
395-2222LT
[\(See Details\)](#)



Round End Table
395-2222RET
[\(See Details\)](#)



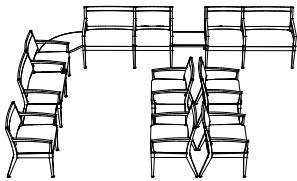
| Item | Model No. | Width | Depth | Height | Ship Wt | Cubic Ft | List Price |
|---------|-----------|-------|-------|--------|---------|----------|------------------------|
| L GROUP | 395-1 | | | | | | T\$ 8682 W/P\$ 9014 |



| CONSISTS OF: | | QTY | | | | |
|--------------|---|-----------------------------------|-------|------|--|--|
| 395H3 | 1 | Single/Single/Single Tandem, Gr 1 | \$ | 3599 | | |
| 395-2222RET | 1 | Round End Table, TFL | T\$ | 1277 | | |
| | | | W/P\$ | 1428 | | |
| 395H2 | 1 | Single/Single Tandem, Gr 1 | \$ | 2437 | | |
| 395-4222EMT | 1 | Elliptical Table | T\$ | 1369 | | |
| | | | W/P\$ | 1550 | | |

Grade 1 Pricing

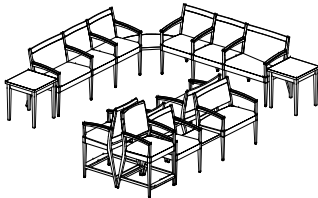
| | | | | | | | |
|--------------|-------|--|--|--|--|--|--------------------------|
| WAITING AREA | 395-2 | | | | | | T\$ 17457 W/P\$ 18133 |
|--------------|-------|--|--|--|--|--|--------------------------|



| CONSISTS OF: | | QTY | | | | |
|--------------|---|--------------------------------------|-------|------|--|--|
| 395HC | 5 | Single Seat Chair, Gr 1 | \$ | 7130 | | |
| 395GT | 4 | Ganging Inline Table | T\$ | 1820 | | |
| | | | W/P\$ | 2324 | | |
| 395CGT | 1 | Ganging Corner Table | T\$ | 554 | | |
| | | | W/P\$ | 726 | | |
| 395H2CL | 1 | Single/Bariatric Tandem, Gr 1, Left | \$ | 2651 | | |
| 395H2CR | 2 | Single/Bariatric Tandem, Gr 1, Right | \$ | 5302 | | |

Products are available as left or right and with other features, where applicable
Grade 1 Pricing

| | | | | | | | |
|--|-------|--|--|--|--|--|--------------------------|
| WAITING AREA WITH HIP/EASY ACCESS CHAIRS | 395-3 | | | | | | T\$ 21176 W/P\$ 25330 |
|--|-------|--|--|--|--|--|--------------------------|



| CONSISTS OF: | | QTY | | | | |
|--------------|---|---|-------|------|--|--|
| 395H3R | 1 | Single/Single/Bariatric Tandem, Right, Gr 1 | \$ | 3864 | | |
| 395CGT | 1 | Ganging Corner Table | T\$ | 554 | | |
| | | | W/P\$ | 726 | | |
| 395H3L | 1 | Single/Single/Bariatric Tandem, Left, Gr 1 | \$ | 3864 | | |
| 395-2222LT | 2 | Lamp Table | T\$ | 2438 | | |
| | | | W/P\$ | 2682 | | |
| 399HH | 2 | Hip/Easy Access Chair with Clean Out, Gr 1 | \$ | 3212 | | |
| 395HC | 2 | Single Seat Chair with Clean Out, Gr 1 | \$ | 2852 | | |
| 395GT | 2 | Ganging Inline Table | T\$ | 3640 | | |
| | | | W/P\$ | 4648 | | |
| 395HBC | 2 | Bariatric Chair with Clean Out, Gr 1 | \$ | 3482 | | |

Products are available as left or right and with other features, where applicable
Grade 1 Pricing

T = TFL P = HPL W = Veneer

For ordering options, see overview at the beginning of this section.

| Item | Model No. | Chair Width | Chair Depth | Chair Height | Seat Width | Seat Depth | Seat Height | Arm Height | Ship Wt | Cubic Ft |
|-------------------|-----------|-------------|-------------|--------------|------------|------------|-------------|------------|---------|----------|
| SINGLE SEAT CHAIR | 395H | 24¾ | 25¼ | 32 | 22 | 18 | 18½ | 23½-25⅝ | 28 | 16.9 |



WS

Shown with Arm Caps

Must Specify (in this order):

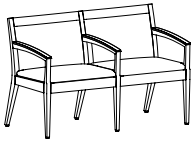
- Model #
- Finish
- Primary Upholstery
- Accent Upholstery
- Arm Cap

Description

- Standard with: Adjustable Glides
- Available with Contrasting Upholstery ([See Details](#))
- Wall Saver Design
- Supports User up to 400lbs
- Ships Fully Assembled
- Attach Two or More Units with Ganging Brackets, Ganging Tables Also Available ([See Tables and Bracket](#))
- Optional Arm Caps; Arm Height will Increase ½" ([See Details](#))

| List Price/Grade | Yards | COM/1 | 2 | 3 | 4 | 5 | 6 | 7 | 8 | 9 | 10 | L1 | L2 |
|------------------------|-------|---------|------|------|------|------|------|------|------|------|------|------|------|
| Single Upholstery | 1.75 | \$ 1442 | 1533 | 1610 | 1685 | 1799 | 1915 | 2079 | 2251 | 2450 | 2681 | 2020 | 2266 |
| Contrasting Upholstery | | | | | | | | | | | | | |
| Primary | 1.00 | \$ 1454 | 1506 | 1550 | 1593 | 1658 | 1724 | 1818 | 1916 | 2030 | 2162 | 1784 | 1925 |
| Accent | 1.00 | \$ 0 | 52 | 96 | 139 | 204 | 270 | 364 | 462 | 576 | 708 | 330 | 471 |

| | | | | | | | | | | |
|----------------------|-------|-----|-----|----|----|----|-----|---------|----|------|
| SINGLE/SINGLE TANDEM | 395H2 | 48¾ | 25¼ | 32 | 22 | 18 | 18½ | 23½-25⅝ | 56 | 28.9 |
|----------------------|-------|-----|-----|----|----|----|-----|---------|----|------|



WS

Shown with Arm Caps

Must Specify (in this order):

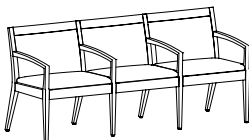
- Model #
- Finish
- Primary Upholstery
- Accent Upholstery
- Arm Cap

Description

- Standard with: Two (2) Single Seats and Adjustable Glides
- Available with Contrasting Upholstery ([See Details](#))
- Wall Saver Design
- Each Seat Supports User up to 400lbs
- Ships Fully Assembled
- Attach Two or More Units with Ganging Brackets, Ganging Tables Also Available ([See Tables and Bracket](#))
- Optional Arm Caps; Arm Height will Increase ½" ([See Details](#))

| List Price/Grade | Yards | COM/1 | 2 | 3 | 4 | 5 | 6 | 7 | 8 | 9 | 10 | L1 | L2 |
|------------------------|-------|-------|------|------|------|------|------|------|------|------|------|------|------|
| Single Upholstery | 2.75 | 2437 | 2580 | 2701 | 2819 | 2998 | 3180 | 3438 | 3708 | 4021 | 4384 | 3345 | 3732 |
| Contrasting Upholstery | | | | | | | | | | | | | |
| Primary | 1.75 | 2473 | 2564 | 2641 | 2716 | 2830 | 2946 | 3110 | 3282 | 3481 | 3712 | 3051 | 3297 |
| Accent | 1.75 | 0 | 91 | 168 | 243 | 357 | 473 | 637 | 809 | 1008 | 1239 | 578 | 824 |

| | | | | | | | | | | |
|-----------------------------|-------|-----|-----|----|----|----|-----|---------|----|------|
| SINGLE/SINGLE/SINGLE TANDEM | 395H3 | 71½ | 25¼ | 32 | 22 | 18 | 18½ | 23½-25⅝ | 84 | 46.3 |
|-----------------------------|-------|-----|-----|----|----|----|-----|---------|----|------|



WS

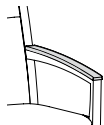
Must Specify (in this order):

- Model #
- Finish
- Primary Upholstery
- Accent Upholstery
- Arm Cap

Description

- Standard with: Three (3) Single Seats and Adjustable Glides
- Available with Contrasting Upholstery ([See Details](#))
- Wall Saver Design
- Each Seat Supports User up to 400lbs
- Ships Fully Assembled
- Attach Two or More Units with Ganging Brackets, Ganging Tables Also Available ([See Tables and Bracket](#))
- Optional Arm Caps; Arm Height will Increase ½" ([See Details](#))


| List Price/Grade | Yards | COM/1 | 2 | 3 | 4 | 5 | 6 | 7 | 8 | 9 | 10 | L1 | L2 |
|------------------------|-------|-------|------|------|------|------|------|------|------|------|------|------|------|
| Single Upholstery | 4.00 | 3599 | 3807 | 3983 | 4155 | 4415 | 4679 | 5055 | 5447 | 5903 | 6431 | 4919 | 5483 |
| Contrasting Upholstery | | | | | | | | | | | | | |
| Primary | 2.50 | 3635 | 3765 | 3875 | 3983 | 4145 | 4310 | 4545 | 4790 | 5075 | 5405 | 4460 | 4813 |
| Accent | 2.25 | 0 | 117 | 216 | 313 | 459 | 608 | 819 | 1040 | 1296 | 1593 | 743 | 1060 |



BLPU Optional Black Polyurethane Arm Cap

For ordering options, see overview at the beginning of this section.

| Item | Model No. | Chair Width | Chair Depth | Chair Height | Seat Width | Seat Depth | Seat Height | Arm Height | Ship Wt | Cubic Ft |
|-----------------|-----------|-------------|-------------|--------------|------------|------------|-------------|------------|---------|----------|
| BARIATRIC CHAIR | 395HB | 32¾ | 25¼ | 32 | 30 | 18 | 18½ | 23½-25⅞ | 34 | 25.7 |



WS

Must Specify (in this order):

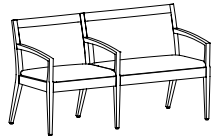
- Model #
- Finish
- Primary Upholstery
- Accent Upholstery
- Arm Cap

Description

- Standard with: Adjustable Glides
- Available with Contrasting Upholstery ([See Details](#))
- Wall Saver Design
- Supports User up to 600lbs
- Ships Fully Assembled
- Attach Two or More Units with Ganging Brackets, Ganging Tables Also Available ([See Tables and Bracket](#))
- Optional Arm Caps; Arm Height will Increase ½" ([See Details](#))

| List Price/Grade | Yards | COM/1 | 2 | 3 | 4 | 5 | 6 | 7 | 8 | 9 | 10 | L1 | L2 |
|------------------------|-------|---------|------|------|------|------|------|------|------|------|------|------|------|
| Single Upholstery | 2.25 | \$ 1764 | 1881 | 1980 | 2077 | 2223 | 2372 | 2583 | 2804 | 3060 | 3357 | 2507 | 2824 |
| Contrasting Upholstery | | | | | | | | | | | | | |
| Primary | 1.25 | \$ 1776 | 1841 | 1896 | 1950 | 2031 | 2114 | 2231 | 2354 | 2496 | 2661 | 2189 | 2365 |
| Accent | 1.25 | \$ 0 | 65 | 120 | 174 | 255 | 338 | 455 | 578 | 720 | 885 | 413 | 589 |

SINGLE/BARIATRIC TANDEM



Shown as Left

WS

Must Specify (in this order):

- Model #
- Finish
- Primary Upholstery
- Accent Upholstery
- Arm Cap

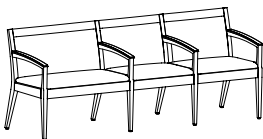
| Left | Right | Chair Width | Chair Depth | Chair Height | Seat Width | Seat Depth | Seat Height | Arm Height | Ship Wt | Cubic Ft |
|--------|--------|-------------|-------------|--------------|------------|------------|-------------|------------|---------|----------|
| 395H2L | 395H2R | 56¼ | 25¼ | 32 | 22/30 | 18 | 18½ | 23½-25⅞ | 62 | 28.9 |

Description

- Standard with: One (1) Single Seat, One (1) Bariatric Seat and Adjustable Glides
- Single Seat Location Determines Left or Right While Facing the Unit
- Available with Contrasting Upholstery ([See Details](#))
- Wall Saver Design
- Single Seat Supports User up to 400lbs, Bariatric Seat Supports User up to 600lbs
- Ships Fully Assembled
- Attach Two or More Units with Ganging Brackets, Ganging Tables Also Available ([See Tables and Bracket](#))
- Optional Arm Caps; Arm Height will Increase ½" ([See Details](#))

| List Price/Grade | Yards | COM/1 | 2 | 3 | 4 | 5 | 6 | 7 | 8 | 9 | 10 | L1 | L2 |
|------------------------|-------|-------|------|------|------|------|------|------|------|------|------|------|------|
| Single Upholstery | 3.75 | 2725 | 2920 | 3085 | 3246 | 3490 | 3738 | 4090 | 4458 | 4885 | 5380 | 3963 | 4491 |
| Contrasting Upholstery | | | | | | | | | | | | | |
| Primary | 2.25 | 2737 | 2854 | 2953 | 3050 | 3196 | 3345 | 3556 | 3777 | 4033 | 4330 | 3480 | 3797 |
| Accent | 1.75 | 0 | 91 | 168 | 243 | 357 | 473 | 637 | 809 | 1008 | 1239 | 578 | 824 |

SINGLE/SINGLE/BARIATRIC TANDEM



Shown as Right with Arm Caps

WS

Must Specify (in this order):

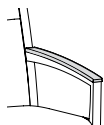
- Model #
- Finish
- Primary Upholstery
- Accent Upholstery
- Arm Cap

| Left | Right | Chair Width | Chair Depth | Chair Height | Seat Width | Seat Depth | Seat Height | Arm Height | Ship Wt | Cubic Ft |
|--------|--------|-------------|-------------|--------------|------------|------------|-------------|------------|---------|----------|
| 395H3L | 395H3R | 79½ | 25¼ | 32 | 22/22/30 | 18 | 18½ | 23½-25⅞ | 90 | 46.3 |

Description

- Standard with: Two (2) Single Seats, One (1) Bariatric Seat and Adjustable Glides
- Single Seat Location Determines Left or Right While Facing the Unit
- Available with Contrasting Upholstery ([See Details](#))
- Wall Saver Design
- Single Seat Supports User up to 400lbs, Bariatric Seat Supports User up to 600lbs
- Ships Fully Assembled
- Attach Two or More Units with Ganging Brackets, Ganging Tables Also Available ([See Tables and Bracket](#))
- Optional Arm Caps; Arm Height will Increase ½" ([See Details](#))

| List Price/Grade | Yards | COM/1 | 2 | 3 | 4 | 5 | 6 | 7 | 8 | 9 | 10 | L1 | L2 |
|------------------------|-------|-------|------|------|------|------|------|------|------|------|------|------|------|
| Single Upholstery | 4.50 | 3864 | 4098 | 4296 | 4490 | 4782 | 5079 | 5502 | 5943 | 6456 | 7050 | 5349 | 5984 |
| Contrasting Upholstery | | | | | | | | | | | | | |
| Primary | 2.50 | 3888 | 4018 | 4128 | 4236 | 4398 | 4563 | 4798 | 5043 | 5328 | 5658 | 4713 | 5066 |
| Accent | 2.50 | 0 | 130 | 240 | 348 | 510 | 675 | 910 | 1155 | 1440 | 1770 | 825 | 1178 |



BLPU Optional Black Polyurethane Arm Cap

For ordering options, see overview at the beginning of this section.

| Item | Model No. | Chair Width | Chair Depth | Chair Height | Seat Width | Seat Depth | Seat Height | Arm Height | Ship Wt | Cubic Ft |
|----------------------------------|-----------|-------------|-------------|--------------|------------|------------|-------------|------------|---------|----------|
| SINGLE SEAT CHAIR WITH CLEAN OUT | 395HC | 24¾ | 25¼ | 32 | 22 | 18 | 18½ | 23½-25⅝ | 28 | 16.9 |



WS

Shown with Arm Caps

Must Specify (in this order):

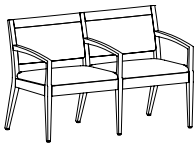
- Model #
- Finish
- Primary Upholstery
- Accent Upholstery
- Arm Cap

Description

- Standard with: Adjustable Glides
- Available with Contrasting Upholstery ([See Details](#))
- Wall Saver Design
- Supports User up to 400lbs
- Ships Fully Assembled
- Attach Two or More Units with Ganging Brackets, Ganging Tables Also Available ([See Tables and Bracket](#))
- Optional Arm Caps; Arm Height will Increase ½" ([See Details](#))

| List Price/Grade | Yards | COM/1 | 2 | 3 | 4 | 5 | 6 | 7 | 8 | 9 | 10 | L1 | L2 |
|------------------------|-------|---------|------|------|------|------|------|------|------|------|------|------|------|
| Single Upholstery | 1.75 | \$ 1426 | 1517 | 1594 | 1669 | 1783 | 1899 | 2063 | 2235 | 2434 | 2665 | 2004 | 2250 |
| Contrasting Upholstery | | | | | | | | | | | | | |
| Primary | 1.00 | \$ 1438 | 1490 | 1534 | 1577 | 1642 | 1708 | 1802 | 1900 | 2014 | 2146 | 1768 | 1909 |
| Accent | 1.00 | \$ 0 | 52 | 96 | 139 | 204 | 270 | 364 | 462 | 576 | 708 | 330 | 471 |

| | | | | | | | | | | |
|-------------------------------------|--------|-----|-----|----|----|----|-----|---------|----|------|
| SINGLE/SINGLE TANDEM WITH CLEAN OUT | 395H2C | 48¾ | 25¼ | 32 | 22 | 18 | 18½ | 23½-25⅝ | 56 | 28.9 |
|-------------------------------------|--------|-----|-----|----|----|----|-----|---------|----|------|



WS

Must Specify (in this order):

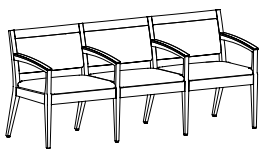
- Model #
- Finish
- Primary Upholstery
- Accent Upholstery
- Arm Cap

Description

- Standard with: Two (2) Single Seats and Adjustable Glides
- Available with Contrasting Upholstery ([See Details](#))
- Wall Saver Design
- Each Seat Supports User up to 400lbs
- Ships Fully Assembled
- Attach Two or More Units with Ganging Brackets, Ganging Tables Also Available ([See Tables and Bracket](#))
- Optional Arm Caps; Arm Height will Increase ½" ([See Details](#))

| List Price/Grade | Yards | COM/1 | 2 | 3 | 4 | 5 | 6 | 7 | 8 | 9 | 10 | L1 | L2 |
|------------------------|-------|-------|------|------|------|------|------|------|------|------|------|------|------|
| Single Upholstery | 2.50 | 2395 | 2525 | 2635 | 2743 | 2905 | 3070 | 3305 | 3550 | 3835 | 4165 | 3220 | 3573 |
| Contrasting Upholstery | | | | | | | | | | | | | |
| Primary | 1.75 | 2443 | 2534 | 2611 | 2686 | 2800 | 2916 | 3080 | 3252 | 3451 | 3682 | 3021 | 3267 |
| Accent | 1.75 | 0 | 91 | 168 | 243 | 357 | 473 | 637 | 809 | 1008 | 1239 | 578 | 824 |

| | | | | | | | | | | |
|--|--------|-----|-----|----|----|----|-----|---------|----|------|
| SINGLE/SINGLE/SINGLE TANDEM WITH CLEAN OUT | 395H3C | 71½ | 25¼ | 32 | 22 | 18 | 18½ | 23½-25⅝ | 84 | 46.3 |
|--|--------|-----|-----|----|----|----|-----|---------|----|------|



WS

Shown with Arm Caps

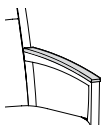
Must Specify (in this order):

- Model #
- Finish
- Primary Upholstery
- Accent Upholstery
- Arm Cap

Description

- Standard with: Three (3) Single Seats and Adjustable Glides
- Available with Contrasting Upholstery ([See Details](#))
- Wall Saver Design
- Each Seat Supports User up to 400lbs
- Ships Fully Assembled
- Attach Two or More Units with Ganging Brackets, Ganging Tables Also Available ([See Tables and Bracket](#))
- Optional Arm Caps; Arm Height will Increase ½" ([See Details](#))

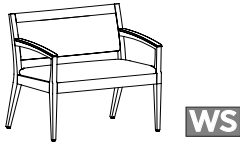
| List Price/Grade | Yards | COM/1 | 2 | 3 | 4 | 5 | 6 | 7 | 8 | 9 | 10 | L1 | L2 |
|------------------------|-------|-------|------|------|------|------|------|------|------|------|------|------|------|
| Single Upholstery | 3.75 | 3544 | 3739 | 3904 | 4065 | 4309 | 4557 | 4909 | 5277 | 5704 | 6199 | 4782 | 5310 |
| Contrasting Upholstery | | | | | | | | | | | | | |
| Primary | 2.50 | 3568 | 3698 | 3808 | 3916 | 4078 | 4243 | 4478 | 4723 | 5008 | 5338 | 4393 | 4746 |
| Accent | 1.75 | 0 | 91 | 168 | 243 | 357 | 473 | 637 | 809 | 1008 | 1239 | 578 | 824 |



BLPU Optional Black Polyurethane Arm Cap

For ordering options, see overview at the beginning of this section.

| Item | Model No. | Chair Width | Chair Depth | Chair Height | Seat Width | Seat Depth | Seat Height | Arm Height | Ship Wt | Cubic Ft |
|---------------------------------------|-----------|-------------|-------------|--------------|------------|------------|-------------|------------|---------|----------|
| BARIATRIC CHAIR WITH CLEAN OUT | 395HBC | 32¾ | 25¼ | 32 | 30 | 18 | 18½ | 23½-25⅝ | 34 | 25.7 |



Shown with Arm Caps

Must Specify (in this order):

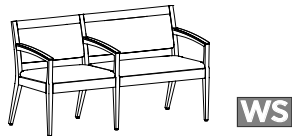
- Model #
- Finish
- Primary Upholstery
- Accent Upholstery
- Arm Cap

Description

- Standard with: Adjustable Glides
- Available with Contrasting Upholstery ([See Details](#))
- Wall Saver Design
- Supports User up to 600lbs
- Ships Fully Assembled
- Attach Two or More Units with Ganging Brackets, Ganging Tables Also Available ([See Tables and Bracket](#))
- Optional Arm Caps; Arm Height will Increase ½" ([See Details](#))

| List Price/Grade | Yards | COM/1 | 2 | 3 | 4 | 5 | 6 | 7 | 8 | 9 | 10 | L1 | L2 |
|------------------------|-------|---------|------|------|------|------|------|------|------|------|------|------|------|
| Single Upholstery | 2.25 | \$ 1741 | 1858 | 1957 | 2054 | 2200 | 2349 | 2560 | 2781 | 3037 | 3334 | 2484 | 2801 |
| Contrasting Upholstery | | | | | | | | | | | | | |
| Primary | 1.25 | \$ 1741 | 1806 | 1861 | 1915 | 1996 | 2079 | 2196 | 2319 | 2461 | 2626 | 2154 | 2330 |
| Accent | 1.00 | \$ 0 | 52 | 96 | 139 | 204 | 270 | 364 | 462 | 576 | 708 | 330 | 471 |

SINGLE/BARIATRIC TANDEM WITH CLEAN OUT



Shown as Left with Arm Caps

Must Specify (in this order):

- Model #
- Finish
- Primary Upholstery
- Accent Upholstery
- Arm Cap

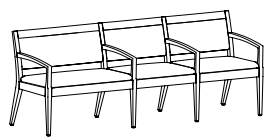
| Left | Right | | | | | | | | | | | | |
|---------|---------|-----|-----|----|-------|----|-----|---------|----|------|--|--|--|
| 395H2CL | 395H2CR | 56¼ | 25¼ | 32 | 22/30 | 18 | 18½ | 23½-25⅝ | 62 | 28.9 | | | |

Description

- Standard with: One (1) Single Seat, One (1) Bariatric Seat and Adjustable Glides
- Single Seat Location Determines Left or Right While Facing the Unit
- Available with Contrasting Upholstery ([See Details](#))
- Wall Saver Design
- Single Seat Supports User up to 400lbs, Bariatric Seat Supports User up to 600lbs
- Ships Fully Assembled
- Attach Two or More Units with Ganging Brackets, Ganging Tables Also Available ([See Tables and Bracket](#))
- Optional Arm Caps; Arm Height will Increase ½" ([See Details](#))

| List Price/Grade | Yards | COM/1 | 2 | 3 | 4 | 5 | 6 | 7 | 8 | 9 | 10 | L1 | L2 |
|------------------------|-------|-------|------|------|------|------|------|------|------|------|------|------|------|
| Single Upholstery | 3.00 | 2651 | 2807 | 2939 | 3068 | 3263 | 3461 | 3743 | 4037 | 4379 | 4775 | 3641 | 4064 |
| Contrasting Upholstery | | | | | | | | | | | | | |
| Primary | 2.25 | 2699 | 2816 | 2915 | 3012 | 3158 | 3307 | 3518 | 3739 | 3995 | 4292 | 3442 | 3759 |
| Accent | 1.75 | 0 | 91 | 168 | 243 | 357 | 473 | 637 | 809 | 1008 | 1239 | 578 | 824 |

SINGLE/SINGLE/BARIATRIC TANDEM WITH CLEAN OUT



Shown as Right

Must Specify (in this order):

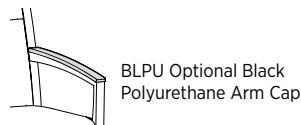
- Model #
- Finish
- Primary Upholstery
- Accent Upholstery
- Arm Cap

| Left | Right | | | | | | | | | | | | |
|---------|---------|-----|-----|----|----------|----|-----|---------|----|------|--|--|--|
| 395H3CL | 395H3CR | 79½ | 25¼ | 32 | 22/22/30 | 18 | 18½ | 23½-25⅝ | 90 | 46.3 | | | |

Description

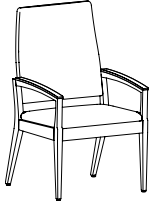
- Standard with: Two (2) Single Seats, One (1) Bariatric Seat and Adjustable Glides
- Single Seat Location Determines Left or Right While Facing the Unit
- Available with Contrasting Upholstery ([See Details](#))
- Wall Saver Design
- Single Seat Supports User up to 400lbs, Bariatric Seat Supports User up to 600lbs
- Ships Fully Assembled
- Attach Two or More Units with Ganging Brackets, Ganging Tables Also Available ([See Tables and Bracket](#))
- Optional Arm Caps; Arm Height will Increase ½" ([See Details](#))

| List Price/Grade | Yards | COM/1 | 2 | 3 | 4 | 5 | 6 | 7 | 8 | 9 | 10 | L1 | L2 |
|------------------------|-------|-------|------|------|------|------|------|------|------|------|------|------|------|
| Single Upholstery | 4.25 | 3794 | 4015 | 4202 | 4385 | 4661 | 4942 | 5341 | 5758 | 6242 | 6803 | 5197 | 5796 |
| Contrasting Upholstery | | | | | | | | | | | | | |
| Primary | 2.50 | 3794 | 3924 | 4034 | 4142 | 4304 | 4469 | 4704 | 4949 | 5234 | 5564 | 4619 | 4972 |
| Accent | 1.75 | 0 | 91 | 168 | 243 | 357 | 473 | 637 | 809 | 1008 | 1239 | 578 | 824 |



For ordering options, see overview at the beginning of this section.

| Item | Model No. | Chair Width | Chair Depth | Chair Height | Seat Width | Seat Depth | Seat Height | Arm Height | Ship Wt | Cubic Ft |
|------------------------------|-----------|-------------|-------------|--------------|------------|------------|-------------|------------|---------|----------|
| PATIENT CHAIR WITH CLEAN OUT | 397HP | 24¾ | 25¼ | 42½ | 22 | 18 | 19½ | 24½-25⅝ | 28 | 23.2 |



Shown with Arm Caps

Must Specify (in this order):

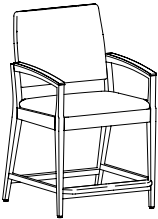
- Model #
- Finish
- Primary Upholstery
- Accent Upholstery
- Arm Cap

Description

- Standard with: Nylon Glides
- Available with Contrasting Upholstery ([See Details](#))
- Wall Saver Design Supports User up to 400lbs
- Ships Fully Assembled
- Attach Two or More 397HP Units with Ganging Brackets and Ganging Tables; See Next Page
- Optional Arm Caps; Arm Height will Increase ½" ([See Details](#))

| List Price/Grade | Yards | COM/1 | 2 | 3 | 4 | 5 | 6 | 7 | 8 | 9 | 10 | L1 | L2 |
|------------------------|-------|---------|------|------|------|------|------|------|------|------|------|------|------|
| Single Upholstery | 2.50 | \$ 1515 | 1645 | 1755 | 1863 | 2025 | 2190 | 2425 | 2670 | 2955 | 3285 | 2340 | 2693 |
| Contrasting Upholstery | | | | | | | | | | | | | |
| Primary | 1.00 | \$ 1527 | 1579 | 1623 | 1666 | 1731 | 1797 | 1891 | 1989 | 2103 | 2235 | 1857 | 1998 |
| Accent | 1.75 | \$ 0 | 91 | 168 | 243 | 357 | 473 | 637 | 809 | 1008 | 1239 | 578 | 824 |

| | | | | | | | | | | |
|--------------------------------------|-------|-----|-----|-----|----|----|-----|---------|----|------|
| HIP/EASY ACCESS CHAIR WITH CLEAN OUT | 399HH | 24¾ | 25¼ | 41¾ | 22 | 18 | 24½ | 29¾-31¼ | 32 | 23.2 |
|--------------------------------------|-------|-----|-----|-----|----|----|-----|---------|----|------|

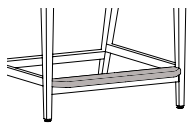


Shown with Arm Caps

Description

- Standard with: Nylon Glides
- Available with Contrasting Upholstery ([See Details](#))
- Wall Saver Design Supports User up to 400lbs
- Foot Rails are ⅞" Thick and Platform 3¾"D x ⅞"H
- Ships Fully Assembled
- Attach Two or More 399HH Units with Ganging Brackets and Ganging Tables; See Next Page
- Optional Arm Caps; Arm Height will Increase ½" ([See Details](#))

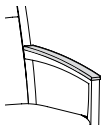
| List Price/Grade | Yards | COM/1 | 2 | 3 | 4 | 5 | 6 | 7 | 8 | 9 | 10 | L1 | L2 |
|------------------------|-------|---------|------|------|------|------|------|------|------|------|------|------|------|
| Single Upholstery | 2.00 | \$ 1606 | 1710 | 1798 | 1884 | 2014 | 2146 | 2334 | 2530 | 2758 | 3022 | 2266 | 2548 |
| Contrasting Upholstery | | | | | | | | | | | | | |
| Primary | 1.00 | \$ 1618 | 1670 | 1714 | 1757 | 1822 | 1888 | 1982 | 2080 | 2194 | 2326 | 1948 | 2089 |
| Accent | 1.25 | \$ 0 | 65 | 120 | 174 | 255 | 338 | 455 | 578 | 720 | 885 | 413 | 589 |



Platform for Added User
Stability and Comfort
3¾"D x ⅞"H

Must Specify (in this order):

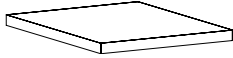
- Model #
- Finish
- Primary Upholstery
- Accent Upholstery
- Arm Cap



BLPU Optional Black
Polyurethane Arm Cap

For ordering options, see overview at the beginning of this section.

| Item | Model No. | Width | Depth | Height | Ship Wt | Cubic Ft | List Price |
|----------------------|-----------|-------|-------|--------|---------|----------|------------|
| GANGING INLINE TABLE | 395GT | 21 | 16¾ | 1 | 10 | 2.7 | T\$ 455 |
| | 395GT | | | | | | W/P\$ 581 |



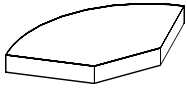
Description

- Standard with: Top Features Square Edge Profile and Ganging Brackets
- Choose Veneer (W), TFL (T), or HPL (P) Top
- Installed Inline with Bottom of Chair Rail and 14½" Up from the Floor
- Some Assembly Required

Must Specify (in this order):

- Model #
- Surface Material
- Finish/Color

| | | | | | | | |
|----------------------|--------|--------------------------------------|-----|---|----|-----|-----------|
| GANGING CORNER TABLE | 395CGT | 37 ¹¹ / ₁₆ -14 | 26¾ | 1 | 10 | 2.0 | T\$ 554 |
| | 395CGT | | | | | | W/P\$ 726 |



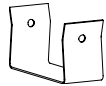
Description

- Standard with: Top Features Square Edge Profile and Ganging Brackets
- Choose Veneer (W), TFL (T), or HPL (P) Top
- Outside Arc Measures 37¹¹/₁₆"; Inside Flat Edge Measures 14"
- Installed Inline with Bottom of Chair Rail and 14½" Up from the Floor
- Some Assembly Required

Must Specify (in this order):

- Model #
- Surface Material
- Finish/Color

| | | | | | | | |
|-----------------|-----------|---|----|----|--|--|-------|
| GANGING BRACKET | 395-000GB | 3 | 1½ | 1½ | | | \$ 59 |
|-----------------|-----------|---|----|----|--|--|-------|



Description

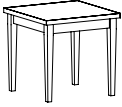
- Black Metal
- When Ganging Two or More Units Together, Seat Heights Must be Equal

Must Specify (in this order):

- Model #
- Quantity

For ordering options, see overview at the beginning of this section.

| Item | Model No. | Width | Depth | Height | Ship Wt | Cubic Ft | List Price |
|------------|------------|-------|-------|--------|---------|----------|------------------------|
| LAMP TABLE | 395-2222LT | 22 | 22 | 16 | 18 | 11.6 | T\$ 1219 W/P\$ 1341 |



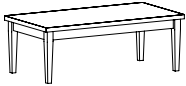
Must Specify (in this order):

Model #
Surface Material
Finish/Color

Description

- Standard with: Top Features Square Edge Profile, Wood Legs, and Adjustable Glides
- Choose Veneer (W), TFL (T), or HPL (P) Top
- Some Assembly Required

| | | | | | | | |
|----------------|------------|----|----|----|----|------|------------------------|
| MAGAZINE TABLE | 395-4222MT | 42 | 22 | 16 | 33 | 14.4 | T\$ 1425 W/P\$ 1553 |
|----------------|------------|----|----|----|----|------|------------------------|



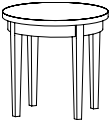
Must Specify (in this order):

Model #
Surface Material
Finish/Color

Description

- Standard with: Top Features Square Edge Profile, Wood Legs, and Adjustable Glides
- Choose Veneer (W), TFL (T), or HPL (P) Top
- Some Assembly Required

| | | | | | | | |
|-----------------|-------------|----|----|----|----|------|------------------------|
| ROUND END TABLE | 395-2222RET | 22 | 22 | 22 | 18 | 11.6 | T\$ 1277 W/P\$ 1428 |
|-----------------|-------------|----|----|----|----|------|------------------------|



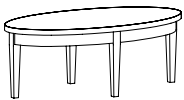
Must Specify (in this order):

Model #
Surface Material
Finish/Color

Description

- Standard with: Top Features Square Edge Profile, Wood Legs, and Adjustable Glides
- Choose Veneer (W), TFL (T), or HPL (P) Top
- Ships Fully Assembled

| | | | | | | | |
|------------------|-------------|----|----|----|----|------|------------------------|
| ELLIPTICAL TABLE | 395-4222EMT | 42 | 42 | 16 | 33 | 14.4 | T\$ 1369 W/P\$ 1550 |
|------------------|-------------|----|----|----|----|------|------------------------|



Must Specify (in this order):

Model #
Surface Material
Finish/Color

Description

- Standard with: Top Features Square Edge Profile, Wood Legs, and Adjustable Glides
- Choose Veneer (W), TFL (T), or HPL (P) Top
- Ships Fully Assembled

For ordering options, see overview at the beginning of this section.

Carved arm accents and optional button tailoring make Halsted a handsome and versatile addition to office, lounge, or conference environments. Select caster models for easy mobility.

CONSTRUCTION

- Exposed wood components and chair frame are manufactured using European Beech and are free of spirits, discoloration, pits, shakes, and wormholes
- All chair joints are double-doweled or mortised and tenoned, screwed, and glued for maximum strength and durability
- All seats feature corner blocking
- Frames are individually hand assembled and sanded prior to being finished
- Non-marring nylon glides included in each leg at floor level
- High Grade Polyurethane Foam, 2" thick in the seat and 1½" thick in the back
- Textiles are sewn with double stitch seams
- High quality resilient sheet webbing ensures a comfortable seating application
- Chairs rated for users up to 275lbs
- Ships fully assembled

HOW TO ORDER EXAMPLE

| Model No. | Description | Example |
|-----------|-------------|---------------------------|
| 166TB | Finish | WC |
| | Upholstery | UF Brisa Original Truffle |
| | Casters | - |
| | Glides | STD |

WOOD FINISHES

Indiana Furniture uses a multi-step, hand finishing process on all exposed wood frames.

Chairs feature a catalyzed varnish finish which offers durability, lasting beauty, and resistance to normal wear.

| | |
|---------------------------|------------------------|
| AW Artisan Walnut | MW Mahogany Walnut |
| AS Asian Night | MAS Mesa Sunset* |
| BW Beigewood* | MTS Metropolis Sky |
| BL Black | MNR Midnight Run |
| CO Columbian Walnut | NTM Natural Marrone* |
| DC Dark Cherry | ORW Oak Riftwood* |
| DFW Dark Forest Walnut* | PNW Pinnacle Walnut |
| WH Designer White | PTK Portico Teak* |
| EF Espresso | RC River Cherry* |
| FO Fawn Oak* | SCH Select Cherry |
| FLW Florence Walnut* | SPW Sepia Walnut* |
| GC Golden Cherry | SKC Shaker Cherry |
| HVM Harvest Maple* | SBP Smoky Brown Pear* |
| HW Harvest Walnut | TK Studio Teak |
| HNW Henna Walnut | SM Sugar Maple |
| KHE Kirsche | WTA Weathered Ash* |
| LW Legacy Walnut | WNB White Nebbia |
| | WC Williamsburg Cherry |

* Finish is Low Sheen

UPHOLSTERY OPTIONS

Available in single upholstery in a wide variety of graded-in or contract options, including fabric, vinyl, and leather.

CASTER OPTIONS (IF APPLICABLE)

| | | |
|------|-----------------------|--------|
| BRCS | Brass Hooded Casters | STD |
| BLCS | Black Hooded Casters | \$ N/C |
| SLCS | Silver Hooded Casters | \$ N/C |


GLIDE OPTIONS (IF APPLICABLE)

| | | |
|------|--------------|--------|
| STD | Nylon Glides | STD |
| FELT | Felt Glides | \$ N/C |


CERTIFICATIONS & COMPLIANCE

- CAL 117-2013 Compliance
- Intertek Sustainability Certified
- BIFMA level® Certified
- BIFMA Compliant® Certified
- TSCA Title VI (CARB) Compliance
- Contributes to LEED®, Green Globes®, and WELL® Sustainable Programs

STATEMENT OF LINE



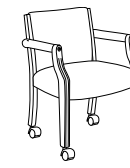
Tufted Back Guest:
166TB
[\(See Details\)](#)



Tufted Back on Casters:
168TB
[\(See Details\)](#)




Guest:
166
[\(See Details\)](#)



Guest on Casters:
168
[\(See Details\)](#)

| Item | Model No. | Chair Width | Chair Depth | Chair Height | Seat Width | Seat Depth | Seat Height | Arm Height | Ship Wt | Cubic Ft |
|------------------------|-----------|-------------|-------------|--------------|------------|------------|-------------|------------|---------|----------|
| GUEST WITH TUFTED BACK | 166TB | 23½ | 23 | 32 | 19 | 16½ | 17 | 26 | 32 | 16.9 |



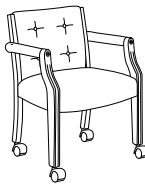
Must Specify (in this order):
Model #
Finish
Upholstery
Glide

Description

- Standard with Nylon Glides
- Optional Felt Glides Available Must Specify (FELT)

| List Price/Grade | Yards | COM/1 | 2 | 3 | 4 | 5 | 6 | 7 | 8 | 9 | 10 | L1 | L2 |
|-------------------|-------|---------|------|------|------|------|------|------|------|------|------|------|------|
| Single Upholstery | 1.50 | \$ 1800 | 1878 | 1944 | 2009 | 2106 | 2205 | 2346 | 2493 | 2664 | 2862 | 2295 | 2507 |

| | | | | | | | | | | |
|-----------------------------------|-------|-----|----|----|----|-----|----|----|----|------|
| GUEST WITH TUFTED BACK ON CASTERS | 168TB | 23½ | 23 | 32 | 19 | 16½ | 17 | 26 | 32 | 16.9 |
|-----------------------------------|-------|-----|----|----|----|-----|----|----|----|------|



Must Specify (in this order):
Model #
Finish
Upholstery
Caster

Description

- Standard with: Brass Hooded Dual Wheel Casters
- Additional Caster Options ([See Caster Options](#))

| List Price/Grade | Yards | COM/1 | 2 | 3 | 4 | 5 | 6 | 7 | 8 | 9 | 10 | L1 | L2 |
|-------------------|-------|---------|------|------|------|------|------|------|------|------|------|------|------|
| Single Upholstery | 1.50 | \$ 1855 | 1933 | 1999 | 2064 | 2161 | 2260 | 2401 | 2548 | 2719 | 2917 | 2350 | 2562 |

| | | | | | | | | | | |
|-------------|-----|-----|----|----|----|-----|----|----|----|------|
| GUEST CHAIR | 166 | 23½ | 23 | 32 | 19 | 16½ | 17 | 26 | 32 | 16.9 |
|-------------|-----|-----|----|----|----|-----|----|----|----|------|



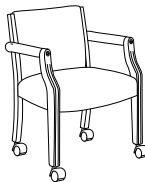
Must Specify (in this order):
Model #
Finish
Upholstery
Glide

Description

- Standard with Nylon Glides
- Optional Felt Glides Available Must Specify (FELT)

| List Price/Grade | Yards | COM/1 | 2 | 3 | 4 | 5 | 6 | 7 | 8 | 9 | 10 | L1 | L2 |
|-------------------|-------|---------|------|------|------|------|------|------|------|------|------|------|------|
| Single Upholstery | 1.50 | \$ 1746 | 1824 | 1890 | 1955 | 2052 | 2151 | 2292 | 2439 | 2610 | 2808 | 2241 | 2453 |

| | | | | | | | | | | |
|--------------------------|-----|-----|----|----|----|-----|----|----|----|------|
| GUEST CHAIR WITH CASTERS | 168 | 23½ | 23 | 32 | 19 | 16½ | 17 | 26 | 32 | 16.9 |
|--------------------------|-----|-----|----|----|----|-----|----|----|----|------|



Must Specify (in this order):
Model #
Finish
Upholstery
Caster

Description

- Standard with: Brass Hooded Dual Wheel Casters
- Additional Caster Options ([See Caster Options](#))

| List Price/Grade | Yards | COM/1 | 2 | 3 | 4 | 5 | 6 | 7 | 8 | 9 | 10 | L1 | L2 |
|-------------------|-------|---------|------|------|------|------|------|------|------|------|------|------|------|
| Single Upholstery | 1.50 | \$ 1799 | 1877 | 1943 | 2008 | 2105 | 2204 | 2345 | 2492 | 2663 | 2861 | 2294 | 2506 |

For ordering options, [see overview at the beginning of this section.](#)

Open spaces really come together with the modular, ganging components from the Isla Lounge Collection. Create conversation settings or private areas by mixing components to fit the space and needs of the environment. Optional arm caps make Isla Lounge the solution for high traffic seating. Power and data options keep everyone working on-the-go.

CONSTRUCTION

- Exposed wood parts are kiln-dried hardwoods and structurally engineered hardwood plywood; selected from the highest grades of hardwoods and are free of spirits, discoloration, pits, shakes, and wormholes; European Beech on legs and arm caps
- Joints are double-doweled or mortised and tenoned, screwed, and glued for maximum strength and durability
- High Grade Polyurethane Foam, 3¼" thick in the seat and 2" in the back; Stretch webbing ensures a comfortable sit
- Non-marring adjustable nylon guides included in each leg at floor level
- Ganging and Freestanding Table Surfaces are ¾" thick with a square edge profile; Available in TFL (T), Veneer (W) and Solid Surface (S)
- Tablet Arm Surfaces are ¾" thick with a square edge profile; Available in Black Melamine, Veneer (W) and Solid Surface (S)
- Bistro/Stadium Table feature a 42½"H surface with a square edge profile and are available with 1" thick HPL (P) and TFL (T) surfaces and 1⅜" Veneer (W) surfaces
- Bistro/Stadium Tables are partially installed with exposed nickel plated hardware, black hardware also included; some assembly required
- Bistro/Stadium Tables feature horizontal/left-to-right grain direction on backpanel and worksurface; TFL backpanel available with TFL or HPL worksurface and Veneer backpanel available with Veneer or HPL worksurface; Backpanel and worksurface may be specified in contrasting colors
- Seating rated for users up to 275lbs and ships fully assembled

HOW TO ORDER EXAMPLES

UPHOLSTERED MODELS

| Model No. | Description | Example |
|-----------|---|-----------------------|
| 3792 | Finish (Wood Leg) | WTA |
| | Primary Upholstery | CF Stinson Trio Tonic |
| | Accent Upholstery | CF Stinson Ace Toast |
| | Tablet, Color | WL, WTA |
| | Arm | STD |
| | Optional Bistro/Stadium Table | Yes |
| | Bistro/Stadium Table Backpanel Material | TFL |
| | Bistro/Stadium Table Backpanel Color | PPD |
| | Bistro/Stadium Table Worksurface Material | HPL |
| | Bistro/Stadium Table Worksurface Color | WTA |
| | Bistro/Stadium Table Leg Color | ALUM |
| | Leg | PLEG, ALUM |
| | Power | ECSL |

TABLES

| | | |
|------------|------------------|----------------------|
| 378-1626ET | Surface Material | T |
| | Finish | AS |
| | Upholstery | CF Stinson Ace Toast |
| | Leg, Color | WLEG, AS |
| | Power | PWRUSBA |

WOOD LEG AND ARM CAP WOOD FINISHES

Indiana Furniture uses a multi-step, hand finishing process on all exposed wood frames. Chairs feature a catalyzed varnish finish which offers durability, lasting beauty, and resistance to normal wear.

| | | | |
|-----|---------------------|-----|---------------------|
| AW | Artisan Walnut | MW | Mahogany Walnut |
| AS | Asian Night | MAS | Mesa Sunset* |
| BW | Beigewood* | MTS | Metropolis Sky |
| BL | Black | MNR | Midnight Run |
| CO | Columbian Walnut | NTM | Natural Marrone* |
| DC | Dark Cherry | ORW | Oak Riftwood* |
| DFW | Dark Forest Walnut* | PNW | Pinnacle Walnut |
| WH | Designer White | PTK | Portico Teak* |
| EF | Espresso | RC | River Cherry* |
| FO | Fawn Oak* | SCH | Select Cherry |
| FLW | Florence Walnut* | SPW | Sepia Walnut* |
| GC | Golden Cherry | SKC | Shaker Cherry |
| HVM | Harvest Maple* | SBP | Smoky Brown Pear* |
| HW | Harvest Walnut | TK | Studio Teak |
| HNW | Henna Walnut | SM | Sugar Maple |
| KHE | Kirsche | WTA | Weathered Ash* |
| LW | Legacy Walnut | WNB | White Nebbia |
| | | WC | Williamsburg Cherry |

* Finish is Low Sheen

TFL (T) AND HPL (P) TABLE OPTIONS

End and Ganging Tables are available in TFL surface. Must specify material and color.

Bistro/Stadium Tables available in TFL or HPL worksurface with TFL backpanel. Worksurface and backpanel available in contrasting colors. Must specify material and color for both worksurface and backpanel.

WOODGRAIN

| | | | |
|-----|------------------|-----|---------------------|
| AS | Asian Night | PNW | Pinnacle Walnut |
| BW | Beigewood | PTK | Portico Teak |
| CO | Columbian Walnut | RC | River Cherry |
| EF | Espresso | SCH | Select Cherry |
| FLW | Florence Walnut | SPW | Sepia Walnut |
| GC | Golden Cherry | SKC | Shaker Cherry |
| HVM | Harvest Maple | SBP | Smoky Brown Pear |
| KHE | Kirsche | TK | Studio Teak |
| MW | Mahogany Walnut | SM | Sugar Maple |
| MNR | Midnight Run | WTA | Weathered Ash |
| NTM | Natural Marrone | WC | Williamsburg Cherry |
| ORW | Oak Riftwood | WNB | White Nebbia |

SOLID

| | | | |
|----|----------------|-----|--------------|
| BL | Black | FHG | Fashion Grey |
| WH | Designer White | SG | Slate Grey |

See next page for veneer colors and additional options.

VENEER (W) TABLE OPTIONS

Veneer tablet arms and tables, including Bistro/Stadium Tables, feature UV Advantage, an ultra-violet finish, on all exposed surfaces by utilizing roll-coat UV technology.

| | | | |
|-----|--------------------|-----|---------------------|
| AW | Artisan Walnut | MW | Mahogany Walnut |
| AS | Asian Night | MAS | Mesa Sunset* |
| CO | Columbian Walnut | MTS | Metropolis Sky |
| DC | Dark Cherry | ORW | Oak Riftwood* |
| DFW | Dark Forest Walnut | PNW | Pinnacle Walnut |
| EW | Espresso | SCH | Select Cherry |
| FO | Fawn Oak* | SKC | Shaker Cherry |
| GC | Golden Cherry | SM | Sugar Maple |
| HW | Harvest Walnut | WTA | Weathered Ash* |
| HNW | Henna Walnut | WC | Williamsburg Cherry |
| LW | Legacy Walnut | | |


*Finish is Low Sheen

SOLID SURFACE (S) ARM CAP, TABLET, AND TABLE OPTIONS

| | | | |
|----|--------------|-----|--------------|
| AR | Arroyo | SNW | Snow White |
| PE | Pebble Beach | SN | Starry Night |
| SE | Sedona | TN | Tundra |

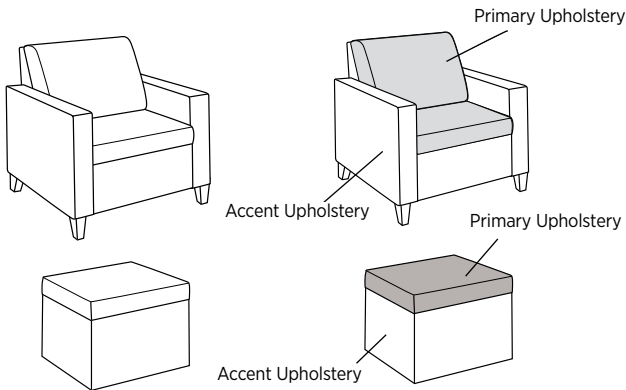
TABLE EDGE PROFILE

| | | | |
|---|----------------------------------|----|-----------------------------|
| H | Square (TFL, HPL, and Veneer) | S1 | Straight (Solid Surface) |
|---|----------------------------------|----|-----------------------------|



UPHOLSTERY OPTIONS

Available in single or contrasting upholsteries in a wide variety of graded-in or contract options, including fabric, vinyl, and leather.




ARM OPTIONS

| | | |
|------|----------------------------------|--------|
| STD | Upholstered Arm | STD |
| WCAP | Wood Cap, Specify Finish | |
| | One (1) Arm Cap | \$ 77 |
| | Two (2) Arm Caps | \$ 154 |
| SCAP | Solid Surface Cap, Specify Color | |
| | One (1) Arm Cap | \$ 351 |
| | Two (2) Arm Cap | \$ 702 |


TABLET OPTIONS FOR ARM UNITS

Note: One tablet arm per unit and specified as if you are standing, looking at the chair.

| | | |
|----|---|---------|
| PL | Left Black Melamine Writing Tablet | \$ 388 |
| SL | Left Solid Surface Writing Tablet, Specify Color | \$ 1195 |
| WL | Left Veneer Writing Tablet, Specify Finish | \$ 563 |
| PR | Right Black Melamine Writing Tablet | \$ 388 |
| SR | Right Solid Surface Writing Tablet, Specify Color | \$ 1195 |
| WR | Right Veneer Writing Tablet, Specify Finish | \$ 563 |



Two Arm Club Chair
Shown with Left
Tablet Arm and
Power

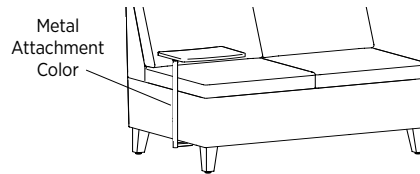


One Arm Club
Chair Shown with
Left Tablet Arm

TABLET ARM ATTACHMENT COLOR (FOR ARMLESS OR ONE ARM UNITS)

Available with Aluminum or Platinum metal attachment for armless applications.

| | | |
|------|---------------------|--------|
| ALUM | Aluminum Attachment | STD |
| PLAT | Platinum Attachment | \$ N/C |




TABLET OPTIONS FOR ARMLESS OR ONE ARM UNITS

Note: One tablet arm per unit and specified as if you are standing, looking at the chair.

| | | |
|-----|---|---------|
| MPL | Left Black Melamine Writing Tablet | \$ 498 |
| MSL | Left Solid Surface Writing Tablet, Specify Color | \$ 1305 |
| MWL | Left Veneer Writing Tablet, Specify Finish | \$ 673 |
| MPR | Right Black Melamine Writing Tablet | \$ 498 |
| MSR | Right Solid Surface Writing Tablet, Specify Color | \$ 1305 |
| MWR | Right Veneer Writing Tablet, Specify Finish | \$ 673 |



Right Tablet Arm



Left Tablet Arm

SEATING & OCCASIONAL TABLE LEG OPTIONS

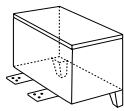
| | | |
|------|--|--------|
| WLEG | Wood Leg, Specify Finish | STD |
| CLEG | Chrome Leg | \$ N/C |
| PLEG | Powder Coat Leg, Specify Color | |
| | Four (4) Powder Coat Legs on Seating and Freestanding Tables | \$ 216 |
| | Two (2) Powder Coat Legs on Ganging End Table | \$ 108 |
| | Single (1) Powder Coat Leg Ganging Corner Table | \$ 54 |

Powder Coat Color Options:

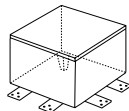
| | | | |
|------|----------|------|--------------|
| ALUM | Aluminum | OYST | Oyster |
| BLK | Black | SUGC | Sugar Cookie |
| MIST | Mist | | |



Four (4) Legs



Two (2) Legs



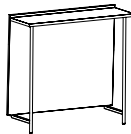
Single (1) Leg

BAR HEIGHT BISTRO/STADIUM TABLE OPTIONS

Bistro/Stadium Table surface and backpanel available with horizontal/left-to-right grain direction in contrasting colors. Bistro/Stadium Tables are 42½”H and partially installed with exposed nickle plated hardware, black hardware also included; some assembly required.

Must specify option, surface material, surface and backpanel color, edge profile and leg color.

| | |
|-----------|------------------------------------|
| NO TABLE | No Bistro/Stadium Table (Standard) |
| YES TABLE | Bistro/Stadium Table |



44”W Bistro/Stadium Table For Use with Settee

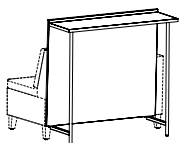
Must specify surface material, surface and backpanel color

| | |
|--------------------------------------|---------|
| TFL Backpanel with TFL Surface | \$ 1061 |
| TFL Backpanel with HPL Surface | \$ 1287 |
| Veneer Backpanel with Veneer Surface | \$ 1480 |
| Veneer Backpanel with HPL Surface | \$ 1480 |

66”W Bistro/Stadium Table For Use with Sofas

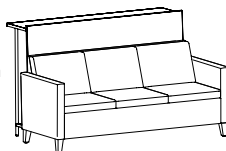
Must specify surface material, surface and backpanel color

| | |
|--------------------------------------|---------|
| TFL Backpanel with TFL Surface | \$ 1248 |
| TFL Backpanel with HPL Surface | \$ 1491 |
| Veneer Backpanel with Veneer Surface | \$ 1813 |
| Veneer Backpanel with HPL Surface | \$ 1813 |



44”W Bistro/
Stadium Table
View with Settee

Front View with
66”W Bistro/
Stadium Table
and Sofa

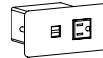


BISTRO/STADIUM TABLE LEG OPTIONS

| | | |
|------|--------------|--------|
| ALUM | Aluminum Leg | STD |
| PLAT | Platinum Leg | \$ N/C |

SEATING POWER OPTIONS

Note: Specified as if you are standing, looking at the chair.



1 Electrical Power and 2 USB Outlets

Side Power Locations:

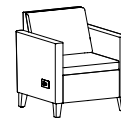
| | | |
|-------|-----------------------------|---------|
| ECSL | Left Port, Silver | \$ 975 |
| ECSR | Right Port, Silver | \$ 975 |
| ECSLR | Left and Right Port, Silver | \$ 1950 |
| ECBL | Left Port, Black | \$ 975 |
| ECBR | Right Port, Black | \$ 975 |
| ECBLR | Left and Right Port, Black | \$ 1950 |

Front Power Locations:

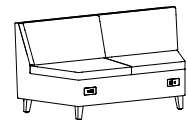
| | | |
|---------|---|---------|
| ECFLSR | Front Left Port, Silver | \$ 975 |
| ECFRSR | Front Right Port, Silver (3792-45C Only) | \$ 975 |
| ECFLRSR | Front Left and Right Port, Silver (3792-45C Only) | \$ 1950 |
| ECFLBL | Front Left Port, Black | \$ 975 |
| ECFRBL | Front Right Port, Black (3792-45C Only) | \$ 975 |
| ECFLRBL | Front Left and Right Port, Black (3792-45C Only) | \$ 1950 |



Shown with Front Left Port (ECFLBL/Black or ECFLSR/Silver)



Shown with Left Port (ECBL/Black or ECSL/Silver)




Shown with Front Left and Right Port (ECFLRBL/Black or ECFLSR/Silver)

See next page for table power locations.

TABLE POWER LOCATIONS

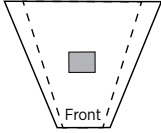
Note: Does Not Include Bistro/Stadium Tables

PWRUSBA Power and Two (2) USB Ports,
Aluminum



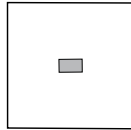
\$ 884

Power Locations:

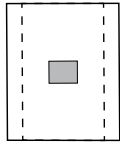


378-2226CGT
12½" from front edge

378-4526CGT
12" from front edge

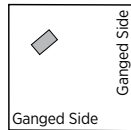


378-2626MT
13" from all sides



378-1626EGT
378-1626GT
378-1626ET
13" from short edge and
8" from long edge

378-2226EGT
378-2226GT
378-2226ET
13" from short edge and
11" from long edge




378-9026CGT
19½" from
ganged sides

CERTIFICATIONS & COMPLIANCE

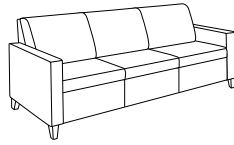
- CAL 117-2013 Compliance
- Intertek Sustainability Certified
- BIFMA level® Certified
- BIFMA Compliant® Certified
- TSCA Title VI (CARB) Compliance
- Contributes to LEED®, Green Globes®, and WELL® Sustainable Programs



Club Chair,
2 Arms: 379
[\(See Details\)](#)




Settee,
2 Arms: 3792
[\(See Details\)](#)



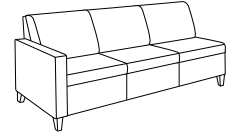
Sofa,
2 Arms: 3793
[\(See Details\)](#)



Club Chair, 1 Arm:
379R (Right)
379L (Left)
[\(See Details\)](#)



Settee, 1 Arm:
3792R (Right)
3792L (Left)
[\(See Details\)](#)



Sofa, 1 Arm:
3793R (Right)
3793L (Left)
[\(See Details\)](#)



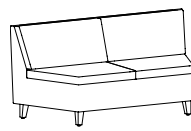
Club Chair,
Armless: 379N
[\(See Details\)](#)



Swivel Club Chair,
Armless: 379NS
[\(See Details\)](#)




Settee,
Armless: 3792N
[\(See Details\)](#)



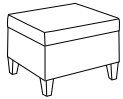
45° Angled Settee,
Armless: 3792-45C
[\(See Details\)](#)



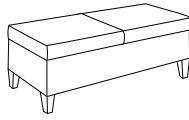
Sofa, Armless:
3793N
[\(See Details\)](#)



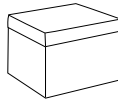
Corner Unit:
379-90C
[\(See Details\)](#)



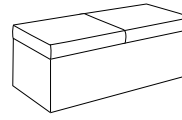
Single Bench:
378SB
[\(See Details\)](#)



Double Bench:
3782DB
[\(See Details\)](#)

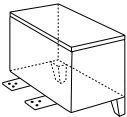


Single Ottoman:
379SO
[\(See Details\)](#)

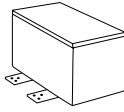


Double Ottoman:
3792DO
[\(See Details\)](#)

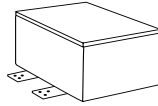
Ganging Tables (Upholstered Chassis with TFL, Veneer, or Solid Surface Top)



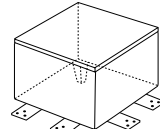
Ganging End Table
with Two Legs:
378-1626EGT
378-2226EGT
[\(See Details\)](#)



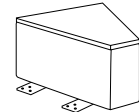
Ganging End Table:
378-1626GT
[\(See Details\)](#)



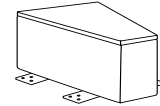
Ganging Lamp Table:
378-2226GT
[\(See Details\)](#)



Ganging 90° Corner
Table with One Leg:
378-9026CGT
[\(See Details\)](#)

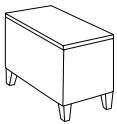


Ganging 45°
Corner Table:
378-4526CGT
[\(See Details\)](#)

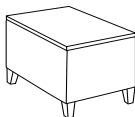


Ganging 22.5°
Corner Table:
378-2226CGT
[\(See Details\)](#)

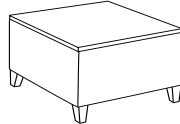
Freestanding Tables (Upholstered Chassis with TFL, Veneer, or Solid Surface Top)



End Table:
378-1626ET
[\(See Details\)](#)



Lamp Table:
378-2226ET
[\(See Details\)](#)



Magazine Table:
378-2626MT
[\(See Details\)](#)

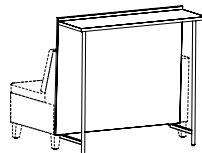
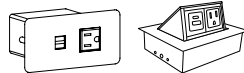
Options and Accessories:



[Tablet Arms](#)
for Arm or Armless Units




[Power Options](#)



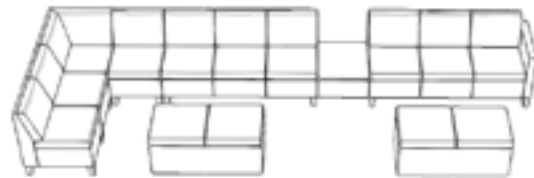
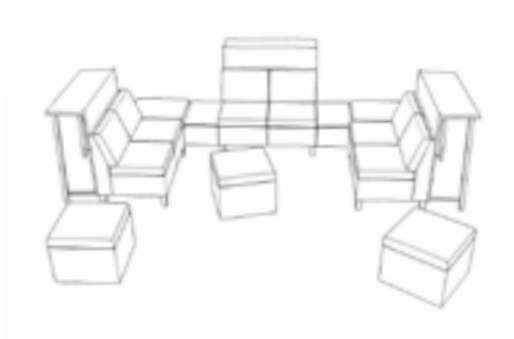

[Bistro/Stadium Table](#)
(For Use with Settees and Sofas;
Available in HPL, TFL, or Veneer)



[Purse Hook](#) for
Bistro/Stadium
Tables



Enhance your space with
Cush Pillows. [See Product
Details.](#)



| Item | Model No. | Width | Depth | Height | Ship Wt | Cubic Ft | List Price |
|--------------|-----------|-------|-------|--------|---------|----------|------------|
| ZIG ZAG UNIT | 370-1 | 161 | 136 ¼ | 32 ½ | 593 | 212 | \$ 21345 |



| CONSISTS OF: | QTY | | |
|--------------|-----|------------------------|---------|
| 3782DB | 3 | Double Bench (Gr 1) | \$ 8673 |
| 3792N | 2 | Settee, Armless (Gr 1) | \$ 6720 |
| 379-90C | 2 | Corner Unit | \$ 5952 |

Products are available as left or right and with other features, where applicable
Grade 1 with standard metal leg pricing

| | | | | | | | |
|-------------|-------|----|----|------|-----|-------|-------------------------------------|
| HALF CIRCLE | 370-2 | 96 | 72 | 29 ½ | 354 | 147.9 | T\$ 22876 W\$ 23332 S\$ 26700 |
|-------------|-------|----|----|------|-----|-------|-------------------------------------|



| CONSISTS OF: | QTY | | |
|--------------|-----|----------------------------|----------------------------------|
| 3793N | 4 | Sofa, Armless (Gr 1) | \$ 19312 |
| 378-2226CGT | 3 | Ganging 22.5° Corner Table | T\$ 3564 W\$ 4020 S\$ 7388 |

Products are available as left or right and with other features, where applicable
Grade 1 with standard metal leg pricing


| | | | | | | | |
|---------------|-------|-----|-------|------|-----|-------|-------------------------------------|
| CAFE GROUPING | 370-3 | 181 | 108 ½ | 32 ½ | 498 | 144.0 | T\$ 24522 W\$ 25130 S\$ 29308 |
|---------------|-------|-----|-------|------|-----|-------|-------------------------------------|



| CONSISTS OF: | QTY | | |
|--------------|-----|------------------------------------|----------------------------------|
| 3793N | 4 | Sofa, Armless (Gr 1) | \$ 19312 |
| 378-1626GT | 2 | Ganging End Table (Gr 1) | T\$ 1502 W\$ 1702 S\$ 3100 |
| 378-1626EGT | 4 | Ganging End Table with Legs (Gr 1) | T\$ 3708 W\$ 4116 S\$ 6896 |

Products are available as left or right and with other features, where applicable
Grade 1 with standard metal leg pricing

| Item | Model No. | Chair Width | Chair Depth | Chair Height | Seat Width | Seat Depth | Seat Height | Arm Height | Ship Wt | Cubic Ft |
|------------|-----------|-------------|-------------|--------------|------------|------------|-------------|------------|---------|----------|
| CLUB CHAIR | 379 | 29 | 27¾ | 32½ | 22 | 19 | 18¾ | 26½ | 110 | 25.0 |



Shown with Power Option;
Left Port

Description

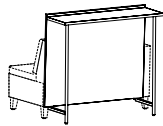

- Standard with: Left and Right Arm, Wood Legs, and Ganging Hardware
- Available with Contrasting Upholstery ([See Details](#))
- Available with Contrasting Legs, Tablet Arm and Arm Cap
- Additional Options: Chrome or Powder Coated Leg ([Color Options](#)), Arm Caps ([See Options](#)), Tablet Arms ([See Options](#)), and Power ([See Locations](#))

| List Price/Grade | Yards | COM/1 | 2 | 3 | 4 | 5 | 6 | 7 | 8 | 9 | 10 | L1 | L2 |
|------------------------|-------|---------|------|------|------|------|------|------|------|------|------|------|------|
| Single Upholstery | 5.25 | \$ 3346 | 3619 | 3850 | 4076 | 4417 | 4764 | 5257 | 5772 | 6370 | 7063 | 5079 | 5819 |
| Contrasting Upholstery | | | | | | | | | | | | | |
| Primary | 1.50 | 3346 | 3424 | 3490 | 3555 | 3652 | 3751 | 3892 | 4039 | 4210 | 4408 | 3841 | 4053 |
| Accent | 3.75 | 0 | 195 | 360 | 521 | 765 | 1013 | 1365 | 1733 | 2160 | 2655 | 1238 | 1766 |

Must Specify (in this order):

- Model #
- Primary Upholstery
- Accent Upholstery
- Tablet Arm/Color
- Arm Cap/Color
- Leg/Color
- Power

| | | | | | | | | | | |
|--------|------|----|-----|-----|----|----|-----|-----|-----|------|
| SETTEE | 3792 | 51 | 27¾ | 32½ | 44 | 19 | 18¾ | 26½ | 143 | 46.0 |
|--------|------|----|-----|-----|----|----|-----|-----|-----|------|



44" W Bistro/Stadium
Table View with Settee

Description

- Standard with: Left and Right Arm, Wood Legs and Ganging Hardware
- Available with Contrasting Upholstery ([See Details](#))
- Available with Contrasting Legs, Tablet Arm and Arm Cap
- Optional 44" W Bistro/Stadium Table Available; Specify (YES TABLE) or (NO TABLE), Select TFL Backpanel with TFL (T) or HPL (P) Surface or Veneer Backpanel with Veneer (W) or HPL (P) Surface and Leg Color ([See More Bistro/Stadium Table Details](#))
- Bistro/Stadium Backpanel and Table Surface May be Specified in Contrasting Colors; Must Specify Backpanel and Surface Color
- Optional Purse Hook Available when Bistro/Stadium Table is ordered; [See Details](#)
- Additional Options: Chrome or Powder Coated Leg ([Color Options](#)), Arm Caps ([See Options](#)), Tablet Arms ([See Options](#)), Bistro/Stadium Table ([See Options](#)), and Power ([See Locations](#))


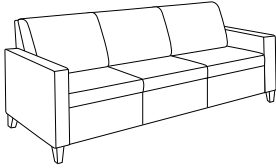
| List Price/Grade | Yards | COM/1 | 2 | 3 | 4 | 5 | 6 | 7 | 8 | 9 | 10 | L1 | L2 |
|------------------------|-------|---------|------|------|------|------|------|------|------|------|------|------|------|
| Single Upholstery | 6.75 | \$ 4338 | 4689 | 4986 | 5276 | 5715 | 6161 | 4338 | 7457 | 8226 | 9117 | 6566 | 7517 |
| Contrasting Upholstery | | | | | | | | | | | | | |
| Primary | 2.25 | 4338 | 4455 | 4554 | 4651 | 4797 | 4946 | 5157 | 5378 | 5634 | 5931 | 5081 | 5398 |
| Accent | 4.50 | 0 | 234 | 432 | 625 | 918 | 1215 | 1638 | 2079 | 2592 | 3186 | 1485 | 2119 |

Must Specify (in this order):

- Model #
- Primary Upholstery
- Accent Upholstery
- Tablet Arm/Color
- Arm Cap/Color
- Bistro/Stadium Table
 - Bistro/Stadium Table Backpanel Material/Color
 - Bistro/Stadium Table Worksurface Material/ Color
 - Bistro/Stadium Table Leg Color
- Leg/Color
- Power

For ordering options, [see overview at the beginning of this section.](#)

| Item | Model No. | Chair Width | Chair Depth | Chair Height | Seat Width | Seat Depth | Seat Height | Arm Height | Ship Wt | Cubic Ft |
|------|-----------|-------------|-------------|--------------|------------|------------|-------------|------------|---------|----------|
| SOFA | 3793 | 73 | 27¾ | 32½ | 66 | 19 | 18¾ | 26½ | 168 | 61.0 |



Front View with 66" W Bistro/ Stadium Table and Sofa

Description


- Standard with: Left and Right Arm, Wood Legs and Ganging Hardware
- Available with Contrasting Upholstery ([See Details](#))
- Available with Contrasting Legs, Tablet Arm and Arm Cap
- Optional 66" W Bistro/Stadium Table Available; Specify (YES TABLE) or (NO TABLE), Select TFL Backpanel with TFL (T) or HPL (P) Surface or Veneer Backpanel with Veneer (W) or HPL (P) Surface and Leg Color ([See More Bistro/Stadium Table Details](#))
- Bistro/Stadium Backpanel and Table Surface May be Specified in Contrasting Colors; Must Specify Backpanel and Surface Color
- Optional Purse Hook Available when Bistro/Stadium Table is ordered; [See Details](#)
- Additional Options: Chrome or Powder Coated Leg ([Color Options](#)), Arm Caps ([See Options](#)), Tablet Arms ([See Options](#)), Bistro/Stadium Table ([See Options](#)), and Power ([See Locations](#))

Must Specify (in this order):

- Model #
- Primary Upholstery
- Accent Upholstery
- Tablet Arm/Color
- Arm Cap/Color
- Bistro/Stadium Table
- Bistro/Stadium Table Backpanel Material/Color
- Bistro/Stadium Table Worksurface Material/ Color
- Bistro/Stadium Table Leg Color
- Leg/Color
- Power

| List Price/Grade | Yards | COM/1 | 2 | 3 | 4 | 5 | 6 | 7 | 8 | 9 | 10 | L1 | L2 |
|------------------------|-------|---------|------|------|------|------|------|------|------|-------|-------|------|------|
| Single Upholstery | 8.50 | \$ 5637 | 6079 | 6453 | 6819 | 7371 | 7932 | 8731 | 9564 | 10533 | 11655 | 8442 | 9641 |
| Contrasting Upholstery | | | | | | | | | | | | | |
| Primary | 3.25 | 5637 | 5806 | 5949 | 6089 | 6300 | 6515 | 6820 | 7139 | 7509 | 7938 | 6710 | 7168 |
| Accent | 5.25 | 0 | 273 | 504 | 730 | 1071 | 1417 | 1911 | 2425 | 3024 | 3717 | 1732 | 2473 |

CLUB CHAIR, 1 ARM



Shown as Left

| | Left | Right | | | | | | | | | | | |
|--|------|-------|-----|-----|-----|----|----|-----|-----|----|------|--|--|
| | 379L | 379R | 25½ | 27¾ | 32½ | 22 | 19 | 18¾ | 26½ | 77 | 35.0 | | |

Description

- Standard with: Left Or Right Arm, Wood Legs and Ganging Hardware
- Available with Contrasting Upholstery ([See Details](#))
- Available with Contrasting Legs, Tablet Arm and Arm Cap
- Available with Optional Tablet Arm for Arm or Armless Side
- Additional Options: Chrome or Powder Coated Leg ([Color Options](#)), Arm Caps ([See Options](#)), Tablet Arms ([See Options](#)), and Power ([See Locations](#))


Must Specify (in this order):

- Model #
- Primary Upholstery
- Accent Upholstery
- Tablet Arm/Color
- Arm Cap/Color
- Leg/Color
- Power

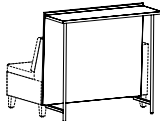
| List Price/Grade | Yards | COM/1 | 2 | 3 | 4 | 5 | 6 | 7 | 8 | 9 | 10 | L1 | L2 |
|------------------------|-------|---------|------|------|------|------|------|------|------|------|------|------|------|
| Single Upholstery | 4.00 | \$ 2958 | 3166 | 3342 | 3514 | 3774 | 4038 | 4414 | 4806 | 5262 | 5790 | 4278 | 4842 |
| Contrasting Upholstery | | | | | | | | | | | | | |
| Primary | 1.50 | 2958 | 3036 | 3102 | 3167 | 3264 | 3363 | 3504 | 3651 | 3822 | 4020 | 3453 | 3665 |
| Accent | 2.50 | 0 | 130 | 240 | 347 | 510 | 675 | 910 | 1155 | 1440 | 1770 | 825 | 1177 |

For ordering options, [see overview at the beginning of this section.](#)

| Item | Model No. | Chair Width | Chair Depth | Chair Height | Seat Width | Seat Depth | Seat Height | Arm Height | Ship Wt | Cubic Ft | |
|---------------|--------------|-------------|-------------|--------------|------------|------------|-------------|------------|---------|----------|------|
| SETTEE, 1 ARM | Left | | | | | | | | | | |
| | Right | | | | | | | | | | |
| | 3792L | 3792R | 47½ | 27¾ | 32½ | 44 | 19 | 18¾ | 26½ | 110 | 46.0 |



Shown as Left



44"W Bistro/Stadium Table View with Settee

Description

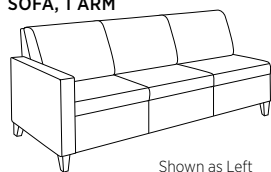
- Standard with: Left Or Right Arm, Wood Legs and Ganging Hardware
- Available with Contrasting Upholstery ([See Details](#))
- Available with Contrasting Legs, Tablet Arm and Arm Cap
- Available with Optional Tablet Arm for Arm or Armless Side
- Optional 44"W Bistro/Stadium Table Available; Specify (YES TABLE) or (NO TABLE), Select TFL Backpanel with TFL (T) or HPL (P) Surface or Veneer Backpanel with Veneer (W) or HPL (P) Surface and Leg Color ([See More Bistro/Stadium Table Details](#))
- Bistro/Stadium Backpanel and Table Surface May be Specified in Contrasting Colors; Must Specify Backpanel and Surface Color
- Optional Purse Hook Available when Bistro/Stadium Table is ordered; [See Details](#)
- Additional Options: Chrome or Powder Coated Leg ([Color Options](#)), Arm Caps ([See Options](#)), Tablet Arms ([See Options](#)), Bistro/Stadium Table ([See Options](#)), and Power ([See Locations](#))

Must Specify (in this order):

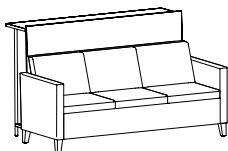
- Model #
- Primary Upholstery
- Accent Upholstery
- Tablet Arm/Color
- Arm Cap/Color
- Bistro/Stadium Table
- Bistro/Stadium Table Backpanel Material/Color
- Bistro/Stadium Table Worksurface Material/ Color
- Bistro/Stadium Table Leg Color
- Leg/Color
- Power

| List Price/Grade | Yards | COM/1 | 2 | 3 | 4 | 5 | 6 | 7 | 8 | 9 | 10 | L1 | L2 |
|------------------------|-------|---------|------|------|------|------|------|------|------|------|------|------|------|
| Single Upholstery | 5.75 | \$ 3954 | 4253 | 4506 | 4753 | 5127 | 5507 | 6047 | 6611 | 7266 | 8025 | 5852 | 6662 |
| Contrasting Upholstery | | | | | | | | | | | | | |
| Primary | 2.25 | 3954 | 4071 | 4170 | 4267 | 4413 | 4562 | 4773 | 4994 | 5250 | 5547 | 4697 | 5014 |
| Accent | 3.50 | 0 | 182 | 336 | 486 | 714 | 945 | 1274 | 1617 | 2016 | 2478 | 1155 | 1648 |

| Item | Model No. | Chair Width | Chair Depth | Chair Height | Seat Width | Seat Depth | Seat Height | Arm Height | Ship Wt | Cubic Ft | |
|-------------|--------------|-------------|-------------|--------------|------------|------------|-------------|------------|---------|----------|------|
| SOFA, 1 ARM | Left | | | | | | | | | | |
| | Right | | | | | | | | | | |
| | 3793L | 3793R | 69½ | 27¾ | 32½ | 66 | 19 | 18¾ | 26½ | 135 | 61.0 |



Shown as Left



Front View with 66"W Bistro/Stadium Table and Sofa

Description

- Standard with: Left Or Right Arm, Wood Legs and Ganging Hardware
- Available with Contrasting Upholstery ([See Details](#))
- Available with Contrasting Legs, Tablet Arm and Arm Cap
- Available with Optional Tablet Arm for Arm or Armless Side
- Optional 66"W Bistro/Stadium Table Available; Specify (YES TABLE) or (NO TABLE), Select TFL Backpanel with TFL (T) or HPL (P) Surface or Veneer Backpanel with Veneer (W) or HPL (P) Surface and Leg Color ([See More Bistro/Stadium Table Details](#))
- Bistro/Stadium Backpanel and Table Surface May be Specified in Contrasting Colors; Must Specify Backpanel and Surface Color
- Optional Purse Hook Available when Bistro/Stadium Table is ordered; [See Details](#)
- Additional Options: Chrome or Powder Coated Leg ([Color Options](#)), Arm Caps ([See Options](#)), Tablet Arms ([See Options](#)), Bistro/Stadium Table ([See Options](#)), and Power ([See Locations](#))


Must Specify (in this order):

- Model #
- Primary Upholstery
- Accent Upholstery
- Tablet Arm/Color
- Arm Cap/Color
- Bistro/Stadium Table
- Bistro/Stadium Table Backpanel Material/Color
- Bistro/Stadium Table Worksurface Material/ Color
- Bistro/Stadium Table Leg Color
- Leg/Color
- Power

| List Price/Grade | Yards | COM/1 | 2 | 3 | 4 | 5 | 6 | 7 | 8 | 9 | 10 | L1 | L2 |
|------------------------|-------|---------|------|------|------|------|------|------|------|------|-------|------|------|
| Single Upholstery | 7.25 | \$ 5254 | 5631 | 5950 | 6262 | 6733 | 7212 | 7893 | 8604 | 9430 | 10387 | 7647 | 8669 |
| Contrasting Upholstery | | | | | | | | | | | | | |
| Primary | 3.25 | 5254 | 5423 | 5566 | 5706 | 5917 | 6132 | 6437 | 6756 | 7126 | 7555 | 6327 | 6785 |
| Accent | 4.00 | 0 | 208 | 384 | 556 | 816 | 1080 | 1456 | 1848 | 2304 | 2832 | 1320 | 1884 |

For ordering options, [see overview at the beginning of this section.](#)

| Item | Model No. | Chair Width | Chair Depth | Chair Height | Seat Width | Seat Depth | Seat Height | Arm Height | Ship Wt | Cubic Ft |
|---------------------|-----------|-------------|-------------|--------------|------------|------------|-------------|------------|---------|----------|
| CLUB CHAIR, ARMLESS | 379N | 22½ | 27¾ | 32½ | 22 | 19 | 18¾ | N/A | 57 | 25.0 |



Description

- Standard with: Wood Legs and Ganging Hardware
- Available with Contrasting Upholstery ([See Details](#))
- Additional Options: Chrome or Powder Coated Leg ([Color Options](#)), Tablet Arms ([See Options](#)), and Power ([See Locations](#))

Must Specify (in this order):

- Model #
- Primary Upholstery
- Accent Upholstery
- Tablet Arm/Metal Attachment Color
- Tablet Arm Surface Material/Color
- Leg/Color
- Power

| List Price/Grade | Yards | COM/1 | 2 | 3 | 4 | 5 | 6 | 7 | 8 | 9 | 10 | L1 | L2 |
|------------------------|-------|---------|------|------|------|------|------|------|------|------|------|------|------|
| Single Upholstery | 3.25 | \$ 2562 | 2731 | 2874 | 3014 | 3225 | 3440 | 3745 | 4064 | 4434 | 4863 | 3635 | 4093 |
| Contrasting Upholstery | | | | | | | | | | | | | |
| Primary | 1.50 | 2562 | 2640 | 2706 | 2771 | 2868 | 2967 | 3108 | 3255 | 3426 | 3624 | 3057 | 3269 |
| Accent | 1.75 | 0 | 91 | 168 | 243 | 357 | 473 | 637 | 809 | 1008 | 1239 | 578 | 824 |

| | | | | | | | | | | |
|---------------------------|-------|-----|-----|-----|----|----|-----|-----|----|------|
| CLUB CHAIR ARMLESS SWIVEL | 379NS | 22½ | 27¾ | 32½ | 22 | 19 | 18¾ | N/A | 63 | 23.0 |
|---------------------------|-------|-----|-----|-----|----|----|-----|-----|----|------|



Description


- Standard with: Auto Return and a Polished Aluminum Base
- Available with Contrasting Upholstery ([See Details](#))
- Additional Options: Tablet Arm ([See Options](#))

Must Specify (in this order):


- Model #
- Primary Upholstery
- Accent Upholstery
- Tablet Arm/Metal Attachment Color
- Tablet Arm Surface Material/Color

| List Price/Grade | Yards | COM/1 | 2 | 3 | 4 | 5 | 6 | 7 | 8 | 9 | 10 | L1 | L2 |
|------------------------|-------|---------|------|------|------|------|------|------|------|------|------|------|------|
| Single Upholstery | 3.25 | \$ 2694 | 2863 | 3006 | 3146 | 3357 | 3572 | 3877 | 4196 | 4566 | 4995 | 3767 | 4225 |
| Contrasting Upholstery | | | | | | | | | | | | | |
| Primary | 1.50 | 2694 | 2772 | 2838 | 2903 | 3000 | 3099 | 3240 | 3387 | 3558 | 3756 | 3189 | 3401 |
| Accent | 1.75 | 0 | 91 | 168 | 243 | 357 | 473 | 637 | 809 | 1008 | 1239 | 578 | 824 |

| | | | | | | | | | | |
|-----------------|-------|-----|-----|-----|----|----|-----|-----|----|------|
| SETTEE, ARMLESS | 3792N | 44½ | 27¾ | 32½ | 44 | 19 | 18¾ | N/A | 93 | 45.0 |
|-----------------|-------|-----|-----|-----|----|----|-----|-----|----|------|



Shown with Power Option, Left Port



44"W Bistro/Stadium Table View with Settee

Description

- Standard with: Wood Legs and Ganging Hardware
- Available with Contrasting Upholstery ([See Details](#))
- Optional 44"W Bistro/Stadium Table Available; Specify (YES TABLE) or (NO TABLE), Select TFL Backpanel with TFL (T) or HPL (P) Surface or Veneer Backpanel with Veneer (W) or HPL (P) Surface and Leg Color ([See More Bistro/Stadium Table Details](#))
- Bistro/Stadium Backpanel and Table Surface May be Specified in Contrasting Colors; Must Specify Backpanel and Surface Color
- Optional Purse Hook Available when Bistro/Stadium Table is ordered; [See Details](#)
- Additional Options: Chrome or Powder Coated Leg ([Color Options](#)), Tablet Arms ([See Options](#)), Bistro/Stadium Table ([See Options](#)), and Power ([See Locations](#))

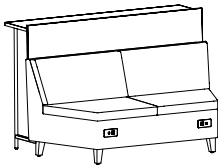
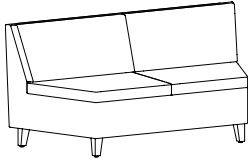
Must Specify (in this order):

- Model #
- Primary Upholstery
- Accent Upholstery
- Tablet Arm/Metal Attachment Color
- Tablet Arm Surface Material/Color
- Bistro/Stadium Table
 - Bistro/Stadium Table Backpanel Material/Color
 - Bistro/Stadium Table Worksurface Material/Color
 - Bistro/Stadium Table Leg Color
- Leg/Color
- Power

| List Price/Grade | Yards | COM/1 | 2 | 3 | 4 | 5 | 6 | 7 | 8 | 9 | 10 | L1 | L2 |
|------------------------|-------|---------|------|------|------|------|------|------|------|------|------|------|------|
| Single Upholstery | 4.75 | \$ 3360 | 3607 | 3816 | 4020 | 4329 | 4643 | 4643 | 5555 | 6096 | 6723 | 4928 | 5597 |
| Contrasting Upholstery | | | | | | | | | | | | | |
| Primary | 2.25 | 3360 | 3477 | 3576 | 3673 | 3819 | 3968 | 4179 | 4400 | 4656 | 4953 | 4103 | 4420 |
| Accent | 2.50 | 0 | 130 | 240 | 347 | 510 | 675 | 910 | 1155 | 1440 | 1770 | 825 | 1177 |

For ordering options, [see overview at the beginning of this section.](#)

| Item | Model No. | Chair Width | Chair Depth | Chair Height | Seat Width | Seat Depth | Seat Height | Arm Height | Ship Wt | Cubic Ft |
|-------------------|-----------|-------------|-------------|--------------|------------|------------|-------------|------------|---------|----------|
| 45° ANGLED SETTEE | 3792-45C | 45-68 | 27½ | 31¼ | 45-61 | 31 | 18¾ | N/A | 200 | 75.0 |



Shown with Power Options; Front Left and Right Port and Front View with 66\"/>

Description

- Standard with: Wood Legs and Ganging Hardware
- Overall Dimension Range is 45\"/>



Must Specify (in this order):

- Model #
- Primary Upholstery
- Accent Upholstery
- Tablet Arm/Metal Attachment Color
- Tablet Arm Surface Material/Color
- Bistro/Stadium Table
- Bistro/Stadium Table Backpanel Material/Color
- Bistro/Stadium Table Worksurface Material/ Color
- Bistro/Stadium Table Leg Color
- Leg/Color
- Power

| List Price/Grade | Yards | COM/1 | 2 | 3 | 4 | 5 | 6 | 7 | 8 | 9 | 10 | L1 | L2 |
|------------------------|-------|---------|------|------|------|------|------|------|------|------|------|------|------|
| Single Upholstery | 7.00 | \$ 4328 | 4692 | 5000 | 5301 | 5756 | 6218 | 6876 | 7562 | 8360 | 9284 | 6638 | 7625 |
| Contrasting Upholstery | | | | | | | | | | | | | |
| Primary | 3.25 | 4328 | 4497 | 4640 | 4780 | 4991 | 5206 | 5511 | 5830 | 6200 | 6629 | 5401 | 5859 |
| Accent | 3.75 | 0 | 195 | 360 | 521 | 765 | 1012 | 1365 | 1732 | 2160 | 2655 | 1237 | 1766 |

SOFA, ARMLESS

| | | | | | | | | | |
|-------|-----|-----|-----|----|----|-----|-----|-----|------|
| 3793N | 66½ | 27¾ | 32½ | 66 | 19 | 18¾ | N/A | 123 | 45.0 |
|-------|-----|-----|-----|----|----|-----|-----|-----|------|



Front View with 66\"/>

Description

- Standard with: Wood Legs and Ganging Hardware
- Available with Contrasting Upholstery ([See Details](#))
- Optional 66\"/>


Must Specify (in this order):

- Model #
- Primary Upholstery
- Accent Upholstery
- Tablet Arm/Metal Attachment Color
- Tablet Arm Surface Material/Color
- Bistro/Stadium Table
- Bistro/Stadium Table Backpanel Material/Color
- Bistro/Stadium Table Worksurface Material/ Color
- Bistro/Stadium Table Leg Color
- Leg/Color
- Power

| List Price/Grade | Yards | COM/1 | 2 | 3 | 4 | 5 | 6 | 7 | 8 | 9 | 10 | L1 | L2 |
|------------------------|-------|---------|------|------|------|------|------|------|------|------|------|------|------|
| Single Upholstery | 6.25 | \$ 4828 | 5153 | 5428 | 5697 | 6103 | 6516 | 7103 | 7716 | 8428 | 9253 | 6891 | 7772 |
| Contrasting Upholstery | | | | | | | | | | | | | |
| Primary | 3.25 | 4828 | 4997 | 5140 | 5280 | 5491 | 5706 | 6011 | 6330 | 6700 | 7129 | 5901 | 6359 |
| Accent | 3.00 | 0 | 156 | 288 | 417 | 612 | 810 | 1092 | 1386 | 1728 | 2124 | 990 | 1413 |

For ordering options, [see overview at the beginning of this section.](#)

| Item | Model No. | Chair Width | Chair Depth | Chair Height | Seat Width | Seat Depth | Seat Height | Arm Height | Ship Wt | Cubic Ft |
|-------------|-----------|-------------|-------------|--------------|------------|------------|-------------|------------|---------|----------|
| CORNER UNIT | 379-90C | 27¾ | 27¾ | 32½ | 19 | 19 | 18¾ | N/A | 79 | 25.0 |



Must Specify (in this order):

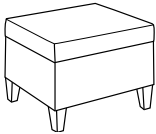
- Model #
- Primary Upholstery
- Accent Upholstery
- Leg/Color

Description

- Standard with: Wood Legs and Ganging Hardware
- Available with Contrasting Upholstery ([See Details](#))
- Optional Chrome or Powder Coated Leg ([Color Options](#))

| List Price/Grade | Yards | COM/1 | 2 | 3 | 4 | 5 | 6 | 7 | 8 | 9 | 10 | L1 | L2 |
|------------------------|-------|---------|------|------|------|------|------|------|------|------|------|------|------|
| Single Upholstery | 4.75 | \$ 2976 | 3223 | 3432 | 3636 | 3945 | 4259 | 4705 | 5171 | 5712 | 6339 | 4544 | 5213 |
| Contrasting Upholstery | | | | | | | | | | | | | |
| Primary | 2.25 | 2976 | 3093 | 3192 | 3289 | 3435 | 3584 | 3795 | 4016 | 4272 | 4569 | 3719 | 4036 |
| Accent | 2.50 | 0 | 130 | 240 | 347 | 510 | 675 | 910 | 1155 | 1440 | 1770 | 825 | 1177 |

| | | | | | | | | | | |
|--------------|-------|-----|-----|-----|-----|-----|-----|-----|----|------|
| SINGLE BENCH | 378SB | 22¼ | 26½ | 18¾ | 22¼ | 22¼ | 18¾ | N/A | 41 | 12.0 |
|--------------|-------|-----|-----|-----|-----|-----|-----|-----|----|------|



Must Specify (in this order):

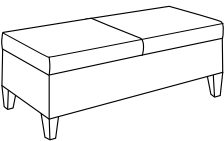
- Model #
- Primary Upholstery
- Accent Upholstery
- Leg/Color

Description

- Standard with: Wood Legs and Ganging Hardware
- Available with Contrasting Upholstery ([See Details](#))
- Options: Chrome or Powder Coated Leg ([Color Options](#))

| List Price/Grade | Yards | COM/1 | 2 | 3 | 4 | 5 | 6 | 7 | 8 | 9 | 10 | L1 | L2 |
|------------------------|-------|---------|------|------|------|------|------|------|------|------|------|------|------|
| Single Upholstery | 2.00 | \$ 2005 | 2109 | 2197 | 2283 | 2413 | 2545 | 2733 | 2929 | 3157 | 3421 | 2665 | 2947 |
| Contrasting Upholstery | | | | | | | | | | | | | |
| Primary | 1.25 | 2005 | 2070 | 2125 | 2179 | 2260 | 2343 | 2460 | 2583 | 2725 | 2890 | 2418 | 2594 |
| Accent | 0.75 | 0 | 39 | 72 | 104 | 153 | 202 | 273 | 346 | 432 | 531 | 247 | 353 |

| | | | | | | | | | | |
|--------------|--------|-----|-----|-----|-----|-----|-----|-----|----|------|
| DOUBLE BENCH | 3782DB | 44¼ | 26½ | 18¾ | 44½ | 22¼ | 18¾ | N/A | 82 | 24.0 |
|--------------|--------|-----|-----|-----|-----|-----|-----|-----|----|------|



Must Specify (in this order):

- Model #
- Primary Upholstery
- Accent Upholstery
- Leg/Color

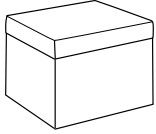
Description

- Standard with: Wood Legs and Ganging Hardware
- Available with Contrasting Upholstery ([See Details](#))
- Options: Chrome or Powder Coated Leg ([Color Options](#))

| List Price/Grade | Yards | COM/1 | 2 | 3 | 4 | 5 | 6 | 7 | 8 | 9 | 10 | L1 | L2 |
|------------------------|-------|---------|------|------|------|------|------|------|------|------|------|------|------|
| Single Upholstery | 2.75 | \$ 2891 | 3034 | 3155 | 3273 | 3452 | 3634 | 3892 | 4162 | 4475 | 4838 | 3799 | 4186 |
| Contrasting Upholstery | | | | | | | | | | | | | |
| Primary | 1.50 | 2891 | 2969 | 3035 | 3100 | 3197 | 3296 | 3437 | 3584 | 3755 | 3953 | 3386 | 3598 |
| Accent | 1.25 | 0 | 65 | 120 | 173 | 255 | 338 | 455 | 578 | 720 | 885 | 413 | 588 |

For ordering options, [see overview at the beginning of this section.](#)

| Item | Model No. | Chair Width | Chair Depth | Chair Height | Seat Width | Seat Depth | Seat Height | Arm Height | Ship Wt | Cubic Ft |
|----------------|-----------|-------------|-------------|--------------|------------|------------|-------------|------------|---------|----------|
| SINGLE OTTOMAN | 379SO | 22¼ | 22¼ | 18¾ | 22¼ | 22¼ | 18¾ | N/A | 50 | 12.0 |



Description

- Standard with: Poly Glides
- Available with Contrasting Upholstery ([See Details](#))
- Optional Black Carpet Casters

Must Specify (in this order):

Model #
Primary Upholstery
Accent Upholstery
Casters

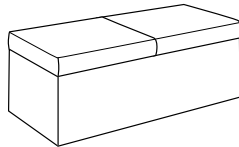
| List Price/Grade | Yards | COM/1 | 2 | 3 | 4 | 5 | 6 | 7 | 8 | 9 | 10 | L1 | L2 |
|------------------------|-------|---------|------|------|------|------|------|------|------|------|------|------|------|
| Single Upholstery | 2.50 | \$ 1258 | 1388 | 1498 | 1606 | 1768 | 1933 | 2168 | 2413 | 2698 | 3028 | 2083 | 2436 |
| Contrasting Upholstery | | | | | | | | | | | | | |
| Primary | 1.00 | 1258 | 1310 | 1354 | 1397 | 1462 | 1528 | 1622 | 1720 | 1834 | 1966 | 1588 | 1729 |
| Accent | 1.50 | 0 | 78 | 144 | 209 | 306 | 405 | 546 | 693 | 864 | 1062 | 495 | 707 |

Optional Casters: Specify & Add



| | | | | | | | | | | | | | |
|-----|----------------------|--|--|--|--|--|--|--|--|--|--|----|-----|
| BCC | Black Carpet Casters | | | | | | | | | | | \$ | N/C |
|-----|----------------------|--|--|--|--|--|--|--|--|--|--|----|-----|

| | | | | | | | | | | |
|----------------|--------|-----|-----|-----|-----|-----|-----|-----|-----|------|
| DOUBLE OTTOMAN | 3792DO | 44¼ | 26½ | 18¾ | 44¼ | 22¼ | 18¾ | N/A | 127 | 35.0 |
|----------------|--------|-----|-----|-----|-----|-----|-----|-----|-----|------|



Description

- Standard with: Poly Glides
- Optional Overlay Table in TFL or Veneer
- Available with Contrasting Upholstery ([See Details](#))
- Optional Black Carpet Casters

Must Specify (in this order):

Model #
Primary Upholstery
Accent Upholstery
Overlay Table/Color
Casters

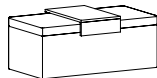
| List Price/Grade | Yards | COM/1 | 2 | 3 | 4 | 5 | 6 | 7 | 8 | 9 | 10 | L1 | L2 |
|-------------------|-------|---------|------|------|------|------|------|------|------|------|------|------|------|
| Single Upholstery | 3.50 | \$ 2121 | 2303 | 2457 | 2608 | 2835 | 3066 | 3395 | 3738 | 4137 | 4599 | 3276 | 3770 |
| Dual Upholstery | | | | | | | | | | | | | |
| Primary | 1.50 | 2121 | 2199 | 2265 | 2330 | 2427 | 2526 | 2667 | 2814 | 2985 | 3183 | 2616 | 2828 |
| Accent | 2.00 | 0 | 104 | 192 | 278 | 408 | 540 | 728 | 924 | 1152 | 1416 | 660 | 942 |

Optional Casters: Specify & Add



| | | | | | | | | | | | | | |
|-----|----------------------|--|--|--|--|--|--|--|--|--|--|----|-----|
| BCC | Black Carpet Casters | | | | | | | | | | | \$ | N/C |
|-----|----------------------|--|--|--|--|--|--|--|--|--|--|----|-----|

Optional Overlay Table: Specify Code, Finish & Add



| | | | | | | | | | | | | | |
|------|---------------|--|--|--|--|--|--|--|--------|--|--|-----|-----|
| OTBL | Overlay Table | | | | | | | | TFL | | | T\$ | 563 |
| | | | | | | | | | Veneer | | | W\$ | 607 |

| Item | Model No. | W | D | H | List Price |
|-------------------------------------|-----------|---|----|------------------|------------|
| PURSE HOOK FOR BISTRO/STADIUM TABLE | 01-HOOK | 2 | 1¾ | 2½ ₂₅ | \$ 79 |

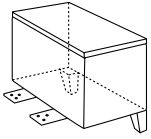


Description

- Black Hook Includes Mounting Hardware
- For Use with Bistro/Stadium Table Option
- Field Installed

For ordering options, [see overview at the beginning of this section.](#)

| Item | Model No. | W | D | H | Ship Wt | Cubic Ft | List Price |
|------------------------------------|-------------|----|-----|-----|---------|----------|---------------------------------|
| GANGING END TABLE WITH LEGS | 378-1626EGT | 16 | 26½ | 15½ | 42 | 9.0 | T\$ 927 W\$ 1029 S\$ 1724 |
| | 378-2226EGT | 22 | 26½ | 15½ | 48 | 10.0 | T\$ 953 W\$ 1160 S\$ 2028 |



Must Specify (in this order):

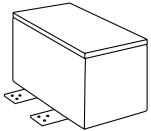
- Model #
- Surface Material
- Finish/Color
- Upholstery
- Leg/Color
- Power

Description

- Standard with: Upholstered Chassis, Two Wood Legs, and Ganging Hardware
- Top Features Square Edge Profile with TFL and Veneer Top; Straight Edge Profile with Solid Surface Top
- Choose TFL (T), Veneer (W), or Solid Surface (S) Top
- Available with Contrasting Top and Legs
- Add Upholstery Grade Pricing to Top Material Price
- Optional Chrome or Powder Coated Leg ([Color Options](#)) and Power ([See Locations](#))

| Add List Price/Grade | Yards | COM/1 | 2 | 3 | 4 | 5 | 6 | 7 | 8 | 9 | 10 | L1 | L2 |
|----------------------|-------|-------|----|----|-----|-----|-----|-----|-----|-----|-----|-----|-----|
| Single Upholstery | 1.00 | \$ 0 | 52 | 96 | 139 | 204 | 270 | 364 | 462 | 576 | 708 | 330 | 471 |

| | | | | | | | |
|--------------------------|------------|----|-----|-----|----|-----|--------------------------------|
| GANGING END TABLE | 378-1626GT | 16 | 26½ | 10½ | 42 | 9.0 | T\$ 751 W\$ 851 S\$ 1550 |
|--------------------------|------------|----|-----|-----|----|-----|--------------------------------|



Must Specify (in this order):

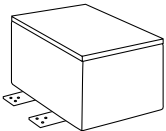
- Model #
- Surface Material
- Finish/Color
- Upholstery
- Power

Description

- Standard with: Upholstered Chassis and Ganging Hardware
- Top Features Square Edge Profile with TFL and Veneer Top; Straight Edge Profile with Solid Surface Top
- Choose TFL (T), Veneer (W), or Solid Surface (S) Top
- Add Upholstery Grade Pricing to Top Material Price
- Optional Power ([See Locations](#))

| Add List Price/Grade | Yards | COM/1 | 2 | 3 | 4 | 5 | 6 | 7 | 8 | 9 | 10 | L1 | L2 |
|----------------------|-------|-------|----|----|-----|-----|-----|-----|-----|-----|-----|-----|-----|
| Single Upholstery | 1.00 | \$ 0 | 52 | 96 | 139 | 204 | 270 | 364 | 462 | 576 | 708 | 330 | 471 |

| | | | | | | | |
|---------------------------|------------|----|-----|-----|----|------|--------------------------------|
| GANGING LAMP TABLE | 378-2226GT | 22 | 26½ | 10½ | 48 | 10.0 | T\$ 794 W\$ 940 S\$ 1867 |
|---------------------------|------------|----|-----|-----|----|------|--------------------------------|



Must Specify (in this order):

- Model #
- Surface Material
- Finish/Color
- Upholstery
- Power

Description

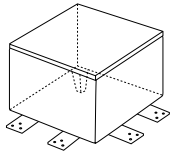
- Standard with: Upholstered Chassis and Ganging Hardware
- Top Features Square Edge Profile with TFL and Veneer Top; Straight Edge Profile with Solid Surface Top
- Choose TFL (T), Veneer (W), or Solid Surface (S) Top
- Add Upholstery Grade Pricing to Top Material Price
- Optional Power ([See Locations](#))

| Add List Price/Grade | Yards | COM/1 | 2 | 3 | 4 | 5 | 6 | 7 | 8 | 9 | 10 | L1 | L2 |
|----------------------|-------|-------|----|----|-----|-----|-----|-----|-----|-----|-----|-----|-----|
| Single Upholstery | 1.00 | \$ 0 | 52 | 96 | 139 | 204 | 270 | 364 | 462 | 576 | 708 | 330 | 471 |

T = TFL W = Veneer S = Solid Surface

For ordering options, [see overview at the beginning of this section.](#)

| Item | Model No. | W | D | H | Ship Wt | Cubic Ft | List Price |
|--|-------------|-----|-----|-----|---------|----------|----------------------------------|
| GANGING 90° CORNER TABLE WITH ONE LEG | 378-9026CGT | 26½ | 26½ | 15½ | 57 | 11.0 | T\$ 1047 W\$ 1203 S\$ 2237 |



Must Specify (in this order):

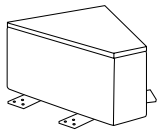
- Model #
- Surface Material
- Finish/Color
- Upholstery
- Leg/Color
- Power

Description

- Standard with: Upholstered Chassis, One Wood Leg, and Ganging Hardware
- Top Features Square Edge Profile with TFL and Veneer Top; Straight Edge Profile with Solid Surface Top
- Choose TFL (T), Veneer (W), or Solid Surface (S) Top
- Available with Contrasting Top and Legs
- Add Upholstery Grade Pricing to Top Material Price
- Optional Chrome or Powder Coated Leg ([Color Options](#)) and Power ([See Locations](#))

| Add List Price/Grade | Yards | COM/1 | 2 | 3 | 4 | 5 | 6 | 7 | 8 | 9 | 10 | L1 | L2 |
|----------------------|-------|-------|----|----|-----|-----|-----|-----|-----|-----|-----|-----|-----|
| Single Upholstery | 1.00 | \$ 0 | 52 | 96 | 139 | 204 | 270 | 364 | 462 | 576 | 708 | 330 | 471 |

| | | | | | | | |
|---------------------------------|-------------|-------------------------------------|--------------------------------|-----|----|------|---------------------------------|
| GANGING 45° CORNER TABLE | 378-4526CGT | 10-24 ¹³ / ₁₆ | 27 ⁷ / ₈ | 10½ | 46 | 11.0 | T\$ 965 W\$ 1165 S\$ 2213 |
|---------------------------------|-------------|-------------------------------------|--------------------------------|-----|----|------|---------------------------------|



Must Specify (in this order):

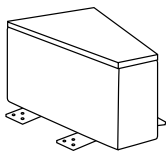
- Model #
- Surface Material
- Finish/Color
- Upholstery
- Power

Description

- Standard with: Upholstered Chassis and Ganging Hardware
- Top Features Square Edge Profile with TFL and Veneer Top; Straight Edge Profile with Solid Surface Top
- Choose TFL (T), Veneer (W), or Solid Surface (S) Top
- Add Upholstery Grade Pricing to Top Material Price
- Optional Power ([See Locations](#))

| Add List Price/Grade | Yards | COM/1 | 2 | 3 | 4 | 5 | 6 | 7 | 8 | 9 | 10 | L1 | L2 |
|----------------------|-------|-------|----|----|-----|-----|-----|-----|-----|-----|-----|-----|-----|
| Single Upholstery | 1.00 | \$ 0 | 52 | 96 | 139 | 204 | 270 | 364 | 462 | 576 | 708 | 330 | 471 |

| | | | | | | | |
|-----------------------------------|-------------|------------------------------------|--------------------------------|-----|----|------|---------------------------------|
| GANGING 22.5° CORNER TABLE | 378-2226CGT | 10-20 ³ / ₃₂ | 25 ³ / ₈ | 10½ | 48 | 10.0 | T\$ 891 W\$ 1005 S\$ 1847 |
|-----------------------------------|-------------|------------------------------------|--------------------------------|-----|----|------|---------------------------------|



Must Specify (in this order):

- Model #
- Surface Material
- Finish/Color
- Upholstery
- Power

Description

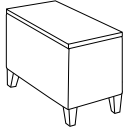
- Standard with: Upholstered Chassis and Ganging Hardware
- Top Features Square Edge Profile with TFL and Veneer Top; Straight Edge Profile with Solid Surface Top
- Choose TFL (T), Veneer (W), or Solid Surface (S) Top
- Add Upholstery Grade Pricing to Top Material Price
- Optional Power ([See Locations](#))

| Add List Price/Grade | Yards | COM/1 | 2 | 3 | 4 | 5 | 6 | 7 | 8 | 9 | 10 | L1 | L2 |
|----------------------|-------|-------|----|----|-----|-----|-----|-----|-----|-----|-----|-----|-----|
| Single Upholstery | 1.00 | \$ 0 | 52 | 96 | 139 | 204 | 270 | 364 | 462 | 576 | 708 | 330 | 471 |

T = TFL W = Veneer S = Solid Surface

For ordering options, [see overview at the beginning of this section.](#)

| Item | Model No. | W | D | H | Ship Wt | Cubic Ft | List Price |
|------------------|------------|----|-----|-----|---------|----------|---------------------------------|
| END TABLE | 378-1626ET | 16 | 26½ | 15½ | 42 | 11.0 | T\$ 958 W\$ 1067 S\$ 1755 |



Must Specify (in this order):

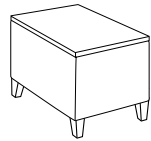
- Model #
- Surface Material
- Finish/Color
- Upholstery
- Leg/Color
- Power

Description

- Standard with: Upholstered Chassis and Wood Legs
- Top Features Square Edge Profile with TFL and Veneer Top; Straight Edge Profile with Solid Surface Top
- Choose TFL (T), Veneer (W), or Solid Surface (S) Top
- Available with Contrasting Top and Legs
- Add Upholstery Grade Pricing to Top Material Price
- Optional Chrome or Powder Coated Leg ([Color Options](#)) and Power ([See Locations](#))

| Add List Price/Grade | Yards | COM/1 | 2 | 3 | 4 | 5 | 6 | 7 | 8 | 9 | 10 | L1 | L2 |
|----------------------|-------|-------|----|----|-----|-----|-----|-----|-----|-----|-----|-----|-----|
| Single Upholstery | 1.00 | \$ 0 | 52 | 96 | 139 | 204 | 270 | 364 | 462 | 576 | 708 | 330 | 471 |

| Item | Model No. | W | D | H | Ship Wt | Cubic Ft | List Price |
|-------------------|------------|----|-----|-----|---------|----------|----------------------------------|
| LAMP TABLE | 378-2226ET | 22 | 26½ | 15½ | 48.0 | 12.0 | T\$ 1005 W\$ 1235 S\$ 2079 |



Must Specify (in this order):

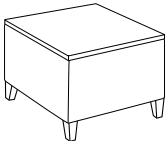
- Model #
- Surface Material
- Finish/Color
- Upholstery
- Leg/Color
- Power

Description

- Standard with: Upholstered Chassis and Wood Legs
- Top Features Square Edge Profile with TFL and Veneer Top; Straight Edge Profile with Solid Surface Top
- Choose TFL (T), Veneer (W), or Solid Surface (S) Top
- Available with Contrasting Top and Legs
- Add Upholstery Grade Pricing to Top Material Price
- Optional Chrome or Powder Coated Leg ([Color Options](#)) and Power ([See Locations](#))

| Add List Price/Grade | Yards | COM/1 | 2 | 3 | 4 | 5 | 6 | 7 | 8 | 9 | 10 | L1 | L2 |
|----------------------|-------|-------|----|----|-----|-----|-----|-----|-----|-----|-----|-----|-----|
| Single Upholstery | 1.00 | \$ 0 | 52 | 96 | 139 | 204 | 270 | 364 | 462 | 576 | 708 | 330 | 471 |

| Item | Model No. | W | D | H | Ship Wt | Cubic Ft | List Price |
|-----------------------|------------|-----|-----|-----|---------|----------|----------------------------------|
| MAGAZINE TABLE | 378-2626MT | 26½ | 26½ | 15½ | 57 | 13.0 | T\$ 1064 W\$ 1308 S\$ 2364 |



Must Specify (in this order):

- Model #
- Surface Material
- Finish/Color
- Upholstery
- Leg/Color
- Power

Description

- Standard with: Upholstered Chassis and Ganging Hardware
- Top Features Square Edge Profile with TFL and Veneer Top; Straight Edge Profile with Solid Surface Top
- Choose TFL (T), Veneer (W), or Solid Surface (S) Top
- Available with Contrasting Top and Legs
- Add Upholstery Grade Pricing to Top Material Price
- Optional Chrome or Powder Coated Leg ([Color Options](#)) and Power ([See Locations](#))

| Add List Price/Grade | Yards | COM/1 | 2 | 3 | 4 | 5 | 6 | 7 | 8 | 9 | 10 | L1 | L2 |
|----------------------|-------|-------|----|----|-----|-----|-----|-----|-----|-----|-----|-----|-----|
| Single Upholstery | 1.00 | \$ 0 | 52 | 96 | 139 | 204 | 270 | 364 | 462 | 576 | 708 | 330 | 471 |

T = TFL W = Veneer S = Solid Surface

For ordering options, [see overview at the beginning of this section.](#)

The Joy family of seating is both stylish and highly adjustable. Choose from task chairs or stools, mesh or upholstered backs, six arm or armless styles. Find the perfect fit with a back height adjustment, lumbar support, seat slider, and standard or synchro-tilt controls. Joy is rated for up to 400lbs, making this series the go-to for a diverse range of users, as well as a broad range of applications and styles.

CONSTRUCTION

- Backs are formed with a steel tubular frame with black or white mesh or plywood fully upholstered
- Seats are manufactured of plywood with molded foam, 3" thick in the seat and 1" thick in upholstered backs
- Contoured seat with waterfall edge for ergonomic comfort
- Adjustable backs feature 5-position ratchet adjustment for personalization
- Lumbar adjustment features 4 positions
- Pneumatic lift for simple and easy seat height adjustment
- Synchro tilt control features back tilt, multi-angle and locking recline, tension control
- Seat slider is standard on upholstered back models and optional on mesh back models
- Black polyurethane arms with chrome accent, where applicable
- Black nylon or polished aluminum five star base
- Ships fully assembled
- Rated for up to 400lbs

HOW TO ORDER EXAMPLES

MESH BACK TASK CHAIR

| Model No. | Description | Example |
|-----------|--------------------|---------------------------|
| 853 | Mesh Back Color | MBBL |
| | Primary Upholstery | CF Stinson Nova Spotlight |
| | Arm | FBC1 |
| | Control | SY |
| | Base | ALM BASE |
| | Caster | BHC |

UPHOLSTERED BACK TASK CHAIR

| Model No. | Description | Example |
|-----------|--------------------|---------------------------|
| 853U | Primary Upholstery | CF Stinson Nova Spotlight |
| | Accent Upholstery | UF Brisa Original Sand |
| | Arm | FBC1 |
| | Base | ALM BASE |
| | Caster | BHC |
| | Stitch Detail | STD (No) |
| | Height Adj. Back | HGT ADJ YES |

MESH BACK UPHOLSTERY OPTIONS

Our "Open Market" Joy Seating is available with a pre-selected black fabric.

The seats on all other Mesh Back Task Chairs and Stools are available in a wide variety of graded-in or contract options, including fabric, vinyl, and leather.

MESH BACK COLOR OPTIONS

| | | | |
|------|-----------------|----|-----|
| MBBL | Black Mesh Back | \$ | N/C |
| MBWH | White Mesh Back | \$ | N/C |

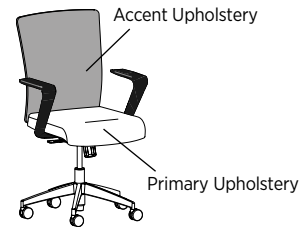
UPHOLSTERED BACK UPHOLSTERY OPTIONS

Available in single or contrasting upholsteries in a wide variety of graded-in or contract options, including fabric, vinyl, and leather.

Single Upholstery



Contrasting Upholstery



UPHOLSTERED BACK STITCH DETAIL

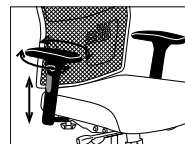
| | | |
|------------|---------------------|--------|
| STD | No Stitch Detailing | STD |
| STITCH YES | Stitch Detailing | \$ N/C |

UPHOLSTERED BACK HEIGHT ADJUSTMENT

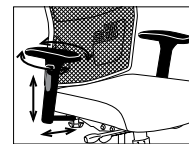
| | | |
|-------------|----------------------------|--------|
| STD | No Height Adjustable Back | STD |
| HGT ADJ YES | 5-Position Adjustable Back | \$ 109 |

ARM OPTIONS

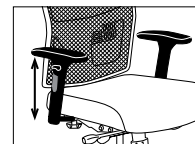
| | | | |
|--------|--|----|-----|
| ACT2 | Black Height Adjustable T with Sliding Pivot Pads | \$ | STD |
| FBC1 | Black Fixed Cantilever | \$ | N/C |
| ACTF2 | Black/Chrome Height Adjustable T with Fixed Arm Pads | \$ | N/C |
| ACTF2W | Black/Chrome Height and Width Adjustable T with Fixed Arm Pads | \$ | 59 |
| ACT2W | Black/Chrome Height and Width Adjustable T with Sliding Pivot Pads | \$ | 59 |



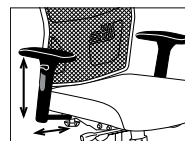
ACT2



ACT2W



ACTF2



ACTF2W



FBC1

MESH BACK TASK CHAIR CONTROL OPTIONS

| | | |
|----|---------------------------------------|-------|
| SY | Swivel Synchro Tilt Control | STD |
| SS | Synchro Tilt Control with Seat Slider | \$ 33 |

BASE OPTIONS

| | | |
|----------|--|--------|
| BLK BASE | Black Fiberglass Reinforced Nylon Base | STD |
| ALM BASE | Polished Aluminum Base | \$ 115 |

CASTER OPTIONS

| | | |
|------|---|--------|
| BCC | Black Dual Wheel Carpet Caster | STD |
| BHC | Black Soft Caster for Hard Surfaces | N/C |
| BG | Black Glides for All Surfaces | N/C |
| CHRC | Chrome-Rimmed Hard Surface Caster with Roll Control | \$ 398 |

CERTIFICATIONS & COMPLIANCE

- CAL 117-2013 Compliance
- Intertek Sustainability Certified
- BIFMA level®
- ANSI/BIFMA® Certified
- TSCA Title VI (CARB) Compliance
- Contributes to LEED®, Green Globes®, and WELL® Sustainable Programs



Mesh Back Armless: 850
[\(See Details\)](#)



Mesh Back Armless: 851
(Open Market)
[\(See Details\)](#)



Upholstered Back Armless: 850U
[\(See Details\)](#)



Mesh Back with Arm: 852
(Open Market)
[\(See Details\)](#)



Mesh Back with Arm: 853
[\(See Details\)](#)



Upholstered Back with Arm: 853U
[\(See Details\)](#)



Mesh Back Armless Stool: 854
(Open Market)
[\(See Details\)](#)



Mesh Back Armless Stool: 855
[\(See Details\)](#)



Upholstered Back Armless Stool: 855U
[\(See Details\)](#)



Mesh Back with Arm Stool: 856
(Open Market)
[\(See Details\)](#)



Mesh Back with Arm Stool: 857
[\(See Details\)](#)



Upholstered Back with Arm Stool: 857U
[\(See Details\)](#)

TASK + SWIVEL SEATING (850 SERIES)

| Item | Model No. | Chair Width | Chair Depth | Chair Height | Seat Width | Seat Depth | Seat Height | Arm Height | Ship Wt | Cubic Ft |
|---|-----------|-------------|-------------|--------------|------------|------------|-------------|------------|---------|----------|
| ARMLESS TASK CHAIR WITH PRE-CONFIGURED UPHOLSTERY | 851 | 20½ | 23 | 38-43 | 20½ | 20 | 17-22 | - | 46 | 26.4 |



Open Market Only

Must Specify (in this order):

- Model #
- Mesh Back Color
- Fabric
- Control Option
- Base
- Casters

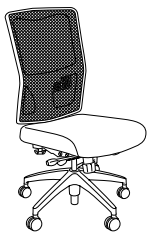
Description

- Standard with: Synchro Tilt Control, Adjustable Back Height with Lumbar Support, Black Nylon Base, and Black Carpet Casters
- Must Specify (SBFI) Black Fabric for Seat; See Below
- Rated For Users Up To 400lbs
- Specify Your Choice of [Mesh Back Color](#), [See Control Options](#), [Two Base Options](#), and [Four Caster Options](#)

Open Market Seat Options:

| | | |
|------|--------------|--------|
| SBFI | Black Fabric | \$ 985 |
|------|--------------|--------|

| Item | Model No. | Chair Width | Chair Depth | Chair Height | Seat Width | Seat Depth | Seat Height | Arm Height | Ship Wt | Cubic Ft |
|--------------------|-----------|-------------|-------------|--------------|------------|------------|-------------|------------|---------|----------|
| ARMLESS TASK CHAIR | 850 | 20½ | 23 | 38-43 | 20½ | 20 | 17-22 | - | 46 | 20 |



Must Specify (in this order):

- Model #
- Mesh Back Color
- Upholstery
- Control Option
- Base
- Casters

Description

- Standard with: Synchro Tilt Control, Adjustable Back Height with Lumbar Support, Black Nylon Base, and Black Carpet Casters
- Rated For Users Up To 400lbs
- Specify Your Choice of Seat Upholstery, [Mesh Back Color](#), [See Control Options](#), [Two Base Options](#), and [Four Caster Options](#)

| List Price/Grade | COM | 1 | 2 | 3 | 4 | 5 | 6 | 7 | 8 | 9 | 10 | L1 | L2 |
|-------------------|---------|------|------|------|------|------|------|------|------|------|------|------|------|
| Single Upholstery | 1.00 \$ | 1318 | 1370 | 1414 | 1457 | 1522 | 1588 | 1682 | 1780 | 1894 | 2026 | 1648 | 1789 |

| Item | Model No. | Chair Width | Chair Depth | Chair Height | Seat Width | Seat Depth | Seat Height | Arm Height | Ship Wt | Cubic Ft |
|--|-----------|-------------|-------------|--------------|------------|------------|-------------|------------|---------|----------|
| ARMLESS TASK CHAIR WITH UPHOLSTERED BACK | 850U | 20½ | 23 | 38-43 | 20½ | 20 | 17-22 | - | 44 | 20 |



Shown with Optional Back Stitch Detail

Must Specify (in this order):

- Model #
- Primary Upholstery
- Accent Upholstery
- Base
- Casters
- Stitch Detail
- Adjustable Height Back

Description

- Standard with: Synchro Tilt Control with Seat Slider, Black Nylon Base, and Black Carpet Casters
- Available with Contrasting Upholstries
- Optional 4" Stitch Detailing on Back; 7" Down From Top of Back
- Rated For Users Up To 400lbs
- Specify Your Choice of Upholstery, [Two Base Options](#), [Four Caster Options](#), [See Stitch Detailing](#), and [Adjustable Height Back Options](#)

| List Price/Grade | COM | 1 | 2 | 3 | 4 | 5 | 6 | 7 | 8 | 9 | 10 | L1 | L2 |
|------------------------|---------|------|------|------|------|------|------|------|------|------|------|------|------|
| Single Upholstery | 2.25 \$ | 1396 | 1513 | 1612 | 1709 | 1855 | 2004 | 2215 | 2436 | 2692 | 2989 | 2139 | 2456 |
| Contrasting Upholstery | | | | | | | | | | | | | |
| Primary | 1.00 \$ | 1396 | 1448 | 1492 | 1535 | 1600 | 1666 | 1760 | 1858 | 1972 | 2104 | 1726 | 1867 |
| Accent | 1.25 \$ | 0 | 65 | 120 | 174 | 255 | 338 | 455 | 578 | 720 | 885 | 413 | 589 |

For ordering options, [see overview at the beginning of this section.](#)

TASK + SWIVEL SEATING (850 SERIES)

| Item | Model No. | Chair Width | Chair Depth | Chair Height | Seat Width | Seat Depth | Seat Height | Arm Height | Ship Wt | Cubic Ft |
|--|-----------|-------------|-------------|--------------|------------|------------|-------------|------------|---------|----------|
| TASK CHAIR WITH ARM WITH PRE-CONFIGURED UPHOLSTERY | 852 | 25½ | 23 | 38-43 | 20½ | 20 | 17-22 | 24½-27 | 46 | 20 |



Open Market Only

Must Specify (in this order):

- Model #
- Mesh Back Color
- Fabric
- Arm
- Control Option
- Base
- Casters

Description

- Standard with: Synchro Tilt Control, Adjustable Back Height with Lumbar Support, Black Height Adjustable T Arms with Sliding Pivot Pads, Black Nylon Base, and Black Carpet Casters
- Rated For Users Up To 400lbs
- Must Specify (SBFI) Black Fabric for Seat; See Below
- Specify Your Choice of [Mesh Back Color](#), [See Arm Options](#), [See Control Options](#), [Two Base Options](#), and [Four Caster Options](#)

Open Market Seat Options:

| | | |
|------|--------------|---------|
| SBFI | Black Fabric | \$ 1163 |
|------|--------------|---------|

| Item | Model No. | Chair Width | Chair Depth | Chair Height | Seat Width | Seat Depth | Seat Height | Arm Height | Ship Wt | Cubic Ft |
|---------------------|-----------|-------------|-------------|--------------|------------|------------|-------------|------------|---------|----------|
| TASK CHAIR WITH ARM | 853 | 25½ | 23 | 38-43 | 20½ | 20 | 17-22 | 24½-27 | 46 | 20 |



Must Specify (in this order):

- Model #
- Mesh Back Color
- Upholstery
- Arm
- Control Option
- Base
- Casters

Description

- Standard with: Synchro Tilt Control, Adjustable Back Height with Lumbar Support, Black Height Adjustable T Arms with Sliding Pivot Pads, Black Nylon Base, and Black Carpet Casters
- Rated For Users Up To 400lbs
- Specify Your Choice of Seat Upholstery, [Mesh Back Color](#), [See Arm Options](#), [See Control Options](#), [Two Base Options](#), and [Four Caster Options](#)

| List Price/Grade | COM | 1 | 2 | 3 | 4 | 5 | 6 | 7 | 8 | 9 | 10 | L1 | L2 |
|-------------------|------|---------|------|------|------|------|------|------|------|------|------|------|------|
| Single Upholstery | 1.00 | \$ 1500 | 1552 | 1596 | 1639 | 1704 | 1770 | 1864 | 1962 | 2076 | 2208 | 1830 | 1971 |

| Item | Model No. | Chair Width | Chair Depth | Chair Height | Seat Width | Seat Depth | Seat Height | Arm Height | Ship Wt | Cubic Ft |
|--|-----------|-------------|-------------|--------------|------------|------------|-------------|------------|---------|----------|
| TASK CHAIR WITH ARM AND UPHOLSTERED BACK | 853U | 25½ | 23 | 38-43 | 20½ | 20 | 17-22 | 24½-27 | 46 | 20 |



Shown with FBC1 Arm Option

Must Specify (in this order):

- Model #
- Primary Upholstery
- Accent Upholstery
- Arm
- Base
- Casters
- Stitch Detail
- Adjustable Height Back

Description

- Standard with: Synchro Tilt Control with Seat Slider, Black Height Adjustable T Arms with Sliding Pivot Pads, Black Nylon Base, and Black Carpet Casters
- Available in Contrasting Upholsteries
- Optional 4" Stitch Detailing on Back; 7" Down From Top of Back
- Rated For Users Up To 400lbs
- Specify Your Choice of Upholstery, [See Arm Options](#), [Two Base Options](#), [See Stitch Detailing](#), [Adjustable Height Back Options](#) and [Four Caster Options](#)

| List Price/Grade | COM | 1 | 2 | 3 | 4 | 5 | 6 | 7 | 8 | 9 | 10 | L1 | L2 |
|------------------------|------|---------|------|------|------|------|------|------|------|------|------|------|------|
| Single Upholstery | 2.25 | \$ 1622 | 1739 | 1838 | 1935 | 2081 | 2230 | 2441 | 2662 | 2918 | 3215 | 2365 | 2682 |
| Contrasting Upholstery | | | | | | | | | | | | | |
| Primary | 1.00 | \$ 1622 | 1674 | 1718 | 1761 | 1826 | 1892 | 1986 | 2084 | 2198 | 2330 | 1952 | 2093 |
| Accent | 1.25 | \$ 0 | 65 | 120 | 174 | 255 | 338 | 455 | 578 | 720 | 885 | 413 | 589 |

For ordering options, [see overview at the beginning of this section.](#)

| Item | Model No. | Chair Width | Chair Depth | Chair Height | Seat Width | Seat Depth | Seat Height | Arm Height | Ship Wt | Cubic Ft |
|--|-----------|-------------|-------------|--------------|------------|------------|-------------|------------|---------|----------|
| ARMLESS STOOL WITH PRE-CONFIGURED UPHOLSTERY | 854 | 20½ | 21 | 47-57¾ | 20½ | 18 | 24¼-35 | - | 51 | 26.5 |



Open Market Only

Must Specify (in this order):

- Model #
- Mesh Back Color
- Fabric
- Base
- Casters

Description

- Standard with: Adjustable Back Height with Lumbar Support, Black Nylon Base, Black Carpet Casters, and 20" Adjustable Chrome Foot Ring
- Foot Ring Has 8" Adjustment Range
- Must Specify (SBFI) Black Fabric for Seat; See Below
- Seat Slider Not Available on Stools
- Rated For Users Up To 400lbs
- Specify Your Choice of [Mesh Back Color](#), [Two Base Options](#), and [Four Caster Options](#)

Open Market Seat Options:

| | | |
|------|--------------|---------|
| SBFI | Black Fabric | \$ 1047 |
|------|--------------|---------|

| | | | | | | | | | | |
|---------------|-----|-----|----|--------|-----|----|--------|---|----|------|
| ARMLESS STOOL | 855 | 20½ | 21 | 47-57¾ | 20½ | 18 | 24¼-35 | - | 51 | 26.5 |
|---------------|-----|-----|----|--------|-----|----|--------|---|----|------|



Must Specify (in this order):

- Model #
- Mesh Back Color
- Upholstery
- Base
- Casters

Description

- Standard with: Adjustable Back Height with Lumbar Support, Black Nylon Base, Black Carpet Casters, and 20" Adjustable Chrome Foot Ring
- Foot Ring Has 8" Adjustment Range
- Seat Slider Not Available on Stools
- Rated For Users Up To 400lbs
- Specify Your Choice of Seat Upholstery, [Mesh Back Color](#), [Two Base Options](#), and [Four Caster Options](#)

| List Price/Grade | COM | 1 | 2 | 3 | 4 | 5 | 6 | 7 | 8 | 9 | 10 | L1 | L2 |
|-------------------|------|---------|------|------|------|------|------|------|------|------|------|------|------|
| Single Upholstery | 0.75 | \$ 1383 | 1422 | 1455 | 1487 | 1536 | 1586 | 1656 | 1730 | 1815 | 1914 | 1631 | 1736 |

For ordering options, [see overview at the beginning of this section.](#)

TASK + SWIVEL SEATING (850 SERIES)

| Item | Model No. | Chair Width | Chair Depth | Chair Height | Seat Width | Seat Depth | Seat Height | Arm Height | Ship Wt | Cubic Ft |
|-------------------------------------|-----------|-------------|-------------|--------------|------------|------------|-------------|------------|---------|----------|
| ARMLESS STOOL WITH UPHOLSTERED BACK | 855U | 20½ | 21 | 47-57¾ | 20½ | 18 | 24¼-35 | - | 49 | 26.5 |



Shown with Optional Back Stitch Detail

Must Specify (in this order):

- Model #
- Primary Upholstery
- Accent Upholstery
- Base
- Casters
- Stitch Detail
- Adjustable Height Back

Description

- Standard with: Black Nylon Base, Black Carpet Casters, and 20" Adjustable Chrome Foot Ring
- Available in Contrasting Upholsteries
- Optional 4" Stitch Detailing on Back; 7" Down From Top of Back
- Foot Ring Has 8" Adjustment Range
- Seat Slider Not Available on Stools
- Rated For Users Up To 400lbs
- Specify Your Choice of Upholstery, [Two Base Options](#), [Four Caster Options](#), [See Back Stitch Detail](#), and [Adjustable Height Back Options](#)

| List Price/Grade | COM | 1 | 2 | 3 | 4 | 5 | 6 | 7 | 8 | 9 | 10 | L1 | L2 |
|------------------------|---------|------|------|------|------|------|------|------|------|------|------|------|------|
| Single Upholstery | 2.00 \$ | 1505 | 1609 | 1697 | 1783 | 1913 | 2045 | 2233 | 2429 | 2657 | 2921 | 2165 | 2447 |
| Contrasting Upholstery | | | | | | | | | | | | | |
| Primary | 0.75 \$ | 1505 | 1544 | 1577 | 1609 | 1658 | 1658 | 1778 | 1852 | 1937 | 2036 | 1753 | 1858 |
| Accent | 1.25 \$ | 0 | 65 | 120 | 174 | 255 | 337 | 455 | 577 | 720 | 885 | 412 | 589 |

| | | | | | | | | | | |
|---|-----|-----|----|--------|-----|----|--------|---------|----|------|
| STOOL WITH ARM, PRE-CONFIGURED UPHOLSTERY | 856 | 25½ | 21 | 47-57¾ | 20½ | 18 | 24¼-35 | 31¼-42½ | 51 | 26.5 |
|---|-----|-----|----|--------|-----|----|--------|---------|----|------|



Open Market Only

Must Specify (in this order):

- Model #
- Mesh Back Color
- Fabric
- Arm
- Base
- Casters

Description

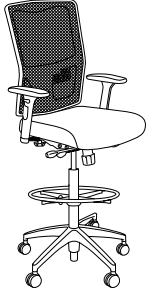
- Standard with: Adjustable Back Height with Lumbar Support, Black Nylon Base, Black Carpet Casters, and 20" Adjustable Chrome Foot Ring
- Foot Ring Has 8" Adjustment Range
- Must Specify (SBFI) Black Fabric for Seat; See Below
- Seat Slider Not Available on Stools
- Rated For Users Up To 400lbs
- Specify Your Choice of [Mesh Back Color](#), [See Arm Options](#), [See Control Options](#), [Two Base Options](#), and [Four Caster Options](#)

Open Market Seat Options:

| | | | |
|------|--------------|----|------|
| SBFI | Black Fabric | \$ | 1228 |
|------|--------------|----|------|

For ordering options, [see overview at the beginning of this section.](#)

| Item | Model No. | Chair Width | Chair Depth | Chair Height | Seat Width | Seat Depth | Seat Height | Arm Height | Ship Wt | Cubic Ft |
|----------------|-----------|-------------|-------------|--------------|------------|------------|-------------|------------|---------|----------|
| STOOL WITH ARM | 857 | 25½ | 21 | 47-57¾ | 20½ | 18 | 24¼-35 | 31¾-42½ | 51 | 26.5 |



Description

- Standard with: Adjustable Back Height with Lumbar Support, Black Nylon Base, Black Carpet Casters, and 20" Adjustable Chrome Foot Ring
- Foot Ring Has 8" Adjustment Range
- Seat Slider Not Available on Stools
- Rated For Users Up To 400lbs
- Specify Your Choice of Seat Upholstery, [Mesh Back Color](#), [See Arm Options](#), [Two Base Options](#), [See Back Stitch Detail](#), and [Four Caster Options](#)

Must Specify (in this order):

- Model #
- Mesh Back Color
- Upholstery
- Arm
- Base
- Casters

| List Price/Grade | COM | 1 | 2 | 3 | 4 | 5 | 6 | 7 | 8 | 9 | 10 | L1 | L2 |
|-------------------|---------|------|------|------|------|------|------|------|------|------|------|------|------|
| Single Upholstery | 0.75 \$ | 1563 | 1602 | 1635 | 1667 | 1716 | 1766 | 1836 | 1910 | 1995 | 2094 | 1811 | 1916 |

| | | | | | | | | | | |
|-------------------------------------|------|-----|----|--------|-----|----|--------|---------|----|------|
| STOOL WITH ARM AND UPHOLSTERED BACK | 857U | 25½ | 21 | 47-57¾ | 20½ | 18 | 24¼-35 | 31¾-42½ | 49 | 26.5 |
|-------------------------------------|------|-----|----|--------|-----|----|--------|---------|----|------|



Shown with
FBCI Arm Option

Description

- Standard with: Black Nylon Base, Black Carpet Casters, and 20" Adjustable Chrome Foot Ring
- Available in Contrasting Upholsteries
- Optional 4" Stitch Detailing on Back; 7" Down From Top of Back
- Foot Ring Has 8" Adjustment Range
- Seat Slider Not Available on Stools
- Rated For Users Up To 400lbs
- Specify Your Choice of Upholstery, [Two Base Options](#), [Four Caster Options](#), [See Back Stitch Detail](#), and [Adjustable Height Back Options](#)

| List Price/Grade | COM | 1 | 2 | 3 | 4 | 5 | 6 | 7 | 8 | 9 | 10 | L1 | L2 |
|------------------------|---------|------|------|------|------|------|------|------|------|------|------|------|------|
| Single Upholstery | 2.00 \$ | 1731 | 1835 | 1923 | 2009 | 2139 | 2271 | 2459 | 2655 | 2883 | 3147 | 2391 | 2673 |
| Contrasting Upholstery | | | | | | | | | | | | | |
| Primary (Seat) | 0.75 \$ | 1731 | 1770 | 1803 | 1835 | 1884 | 1934 | 2004 | 2078 | 2163 | 2262 | 1979 | 2084 |
| Accent (Back) | 1.25 \$ | 0 | 65 | 120 | 174 | 255 | 337 | 455 | 577 | 720 | 885 | 412 | 589 |

Must Specify (in this order):

- Model #
- Primary Upholstery
- Accent Upholstery
- Arm
- Base
- Casters
- Stitch Detail
- Adjustable Height Back

For ordering options, [see overview at the beginning of this section.](#)

Handsome styling with elegant detailing makes Kennerly a mainstay for today's traditional environments. Precisely placed trim nails and button-tufted or plain back models complete the line. Swivels feature swivel-tilt control with pneumatic height adjustment.

CONSTRUCTION

- Exposed wood components and chair frame are manufactured using European Beech and are free of spirits, discoloration, pits, shakes, and wormholes; base caps are manufactured using select maple
- All chair joints are double-doweled or mortised and tenoned, screwed, and glued for maximum strength and durability
- All seats feature corner blocking
- Frames are individually hand assembled and sanded prior to being finished
- Non-marring nylon glides included in each leg at floor level
- If applicable, caster options include hooded casters available in black, brass and silver or choose black soft casters for hard surfaces
- High Grade Polyurethane Foam, 1½" thick in the seat and back
- Textiles are sewn with double stitch seams
- High quality sinuous springs with weight distribution rods ensure a comfortable seating application
- Seating rated for users up to 275lbs
- Ships fully assembled

HOW TO ORDER EXAMPLE

| Model No. | Description | Example |
|-----------|-------------|------------------------|
| 132TB | Finish | DC |
| | Upholstery | Cortina Davenport Bark |
| | Nail Trim | NABRS |
| | Control | KT |
| | Casters | BLCS |

WOOD FINISHES

Indiana Furniture uses a multi-step, hand finishing process on all exposed wood frames.

Chairs feature a catalyzed varnish finish which offers durability, lasting beauty, and resistance to normal wear.

| | | | |
|-----|---------------------|-----|---------------------|
| AW | Artisan Walnut | MW | Mahogany Walnut |
| AS | Asian Night | MAS | Mesa Sunset* |
| BW | Beigewood* | MTS | Metropolis Sky |
| BL | Black | MNR | Midnight Run |
| CO | Columbian Walnut | NTM | Natural Marrone* |
| DC | Dark Cherry | ORW | Oak Riftwood* |
| DFW | Dark Forest Walnut* | PNW | Pinnacle Walnut |
| WH | Designer White | PTK | Portico Teak* |
| EF | Espresso | RC | River Cherry* |
| FO | Fawn Oak* | SCH | Select Cherry |
| FLW | Florence Walnut* | SPW | Sepia Walnut* |
| GC | Golden Cherry | SKC | Shaker Cherry |
| HVM | Harvest Maple* | SBP | Smoky Brown Pear* |
| HW | Harvest Walnut | TK | Studio Teak |
| HNW | Henna Walnut | SM | Sugar Maple |
| KHE | Kirsche | WTA | Weathered Ash* |
| LW | Legacy Walnut | WNB | White Nebbia |
| | | WC | Williamsburg Cherry |

* Finish is Low Sheen

UPHOLSTERY OPTIONS

Available in single upholstery in a wide variety of graded-in or contract options, including fabric, vinyl, and leather.

NAIL TRIM OPTIONS

| | | |
|-------|------------------|--------|
| NABRS | Brass Nail Trim | STD |
| NSLVR | Silver Nail Trim | \$ N/C |
| NONT | No Nail Trim | \$ N/C |

CONTROL OPTIONS (IF APPLICABLE)

| | | |
|-----|--|--------|
| STD | Swivel-Tilt with Adjustable Tension Spring | STD |
| KT | Knee-Tilt Control | \$ 299 |

CASTER OPTIONS (IF APPLICABLE)

| | | |
|------|-------------------------------------|--------|
| BRCS | Brass Hooded Casters | STD |
| BLCS | Black Hooded Casters | \$ N/C |
| SLCS | Silver Hooded Casters | \$ N/C |
| BHC | Black Soft Caster for Hard Surfaces | \$ N/C |


(Available on 132TB and 132 only)

GLIDE OPTIONS (FOR MODELS WITHOUT CASTERS)


| | | |
|------|--------------|--------|
| STD | Nylon Glides | STD |
| FELT | Felt Glides | \$ N/C |

CERTIFICATIONS & COMPLIANCE

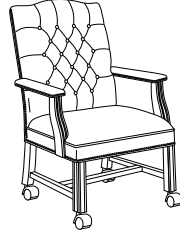
- CAL 117-2013 Compliance
- Intertek Sustainability Certified
- BIFMA level® Certified
- BIFMA Compliant® Certified
- TSCA Title VI (CARB) Compliance
- Contributes to LEED®, Green Globes®, and WELL® Sustainable Programs




Tufted High Back
Swivel:
132TB
[\(See Details\)](#)




Tufted High Back
Guest:
136TB
[\(See Details\)](#)



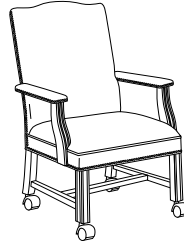
Tufted High Back on
Casters:
138TB
[\(See Details\)](#)



High Back
Swivel:
132
[\(See Details\)](#)




High Back
Guest:
136
[\(See Details\)](#)



High Back on
Casters:
138
[\(See Details\)](#)

| Item | Model No. | Chair Width | Chair Depth | Chair Height | Seat Width | Seat Depth | Seat Height | Arm Height | Ship Wt | Cubic Ft |
|-------------------------|-----------|-------------|-------------|--------------|------------|------------|-------------|------------|---------|----------|
| TUFTED HIGH BACK SWIVEL | 132TB | 27 | 26 | 40-43 | 21 | 18 | 16-20 | 27-30 | 72 | 20 |



Description

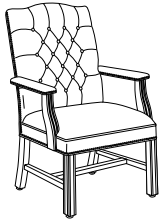
- Standard with: Swivel Tilt Control with Adjustable Tension, Pneumatic Height Adjustment, Tufted Back, Brass Nail Trim, 5-Star Base with Decorative Hardwood Caps, and Brass Hooded Dual Wheel Casters
- Additional Options: [See Nail Trim Options](#), [Knee-Tilt Control Option](#), and [Four Casters Options](#)

| List Price/Grade | Yards | COM/1 | 2 | 3 | 4 | 5 | 6 | 7 | 8 | 9 | 10 | L1 | L2 |
|-------------------|-------|---------|------|------|------|------|------|------|------|------|------|------|------|
| Single Upholstery | 3.00 | \$ 2573 | 2729 | 2861 | 2990 | 3185 | 3383 | 3665 | 3959 | 4301 | 4697 | 3563 | 3986 |

Must Specify (in this order):

- Model #
- Finish
- Upholstery
- Nail Trim
- Control
- Caster

| | | | | | | | | | | |
|------------------------|-------|-----|-----|-----|---------|-----|----|----|----|------|
| TUFTED HIGH BACK GUEST | 136TB | 26½ | 27½ | 41½ | 21¼-19½ | 17¾ | 18 | 28 | 44 | 23.4 |
|------------------------|-------|-----|-----|-----|---------|-----|----|----|----|------|



Description

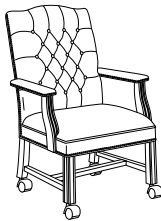
- Standard with: Tufted Back, Brass Nail Trim, and Nylon Glides
- Seat is Slightly Wider in Front
- [See Nail Trim Options](#)

| List Price/Grade | Yards | COM/1 | 2 | 3 | 4 | 5 | 6 | 7 | 8 | 9 | 10 | L1 | L2 |
|-------------------|-------|---------|------|------|------|------|------|------|------|------|------|------|------|
| Single Upholstery | 3.00 | \$ 2227 | 2383 | 2515 | 2644 | 2839 | 3037 | 3319 | 3613 | 3955 | 4351 | 3217 | 3640 |

Must Specify (in this order):

- Model #
- Finish
- Upholstery
- Nail Trim
- Glide

| | | | | | | | | | | |
|-----------------------------------|-------|-----|-----|-----|---------|-----|----|----|----|------|
| TUFTED HIGH BACK GUEST ON CASTERS | 138TB | 26½ | 27½ | 41½ | 21¼-19½ | 17¾ | 18 | 28 | 44 | 23.4 |
|-----------------------------------|-------|-----|-----|-----|---------|-----|----|----|----|------|



Description

- Standard with: Tufted Back, Brass Nail Trim, and Brass Hooded Dual Wheel Casters
- Seat is Slightly Wider in Front
- Additional Options: [See Nail Trim Options](#) and [Four Casters Options](#)


| List Price/Grade | Yards | COM/1 | 2 | 3 | 4 | 5 | 6 | 7 | 8 | 9 | 10 | L1 | L2 |
|-------------------|-------|---------|------|------|------|------|------|------|------|------|------|------|------|
| Single Upholstery | 3.00 | \$ 2300 | 2456 | 2588 | 2717 | 2912 | 3110 | 3392 | 3686 | 4028 | 4424 | 3290 | 3713 |

Must Specify (in this order):

- Model #
- Finish
- Upholstery
- Nail Trim
- Caster

For ordering options, [see overview at the beginning of this section.](#)

| Item | Model No. | Chair Width | Chair Depth | Chair Height | Seat Width | Seat Depth | Seat Height | Arm Height | Ship Wt | Cubic Ft |
|------------------|-----------|-------------|-------------|--------------|------------|------------|-------------|------------|---------|----------|
| HIGH BACK SWIVEL | 132 | 27 | 26 | 40-43 | 21 | 18 | 16-20 | 27-30 | 72 | 20 |



Description

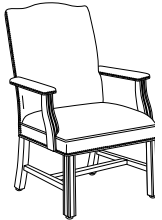
- Standard with: Swivel Tilt Control with Adjustable Tension, Pneumatic Height Adjustment, Brass Nail Trim, 5-Star Base with Decorative Hardwood Caps, and Brass Hooded Dual Wheel Casters
- Additional Options: [See Nail Trim Options](#), [Knee-Tilt Control Option](#), and [Four Casters Options](#)

| List Price/Grade | Yards | COM/1 | 2 | 3 | 4 | 5 | 6 | 7 | 8 | 9 | 10 | L1 | L2 |
|-------------------|-------|---------|------|------|------|------|------|------|------|------|------|------|------|
| Single Upholstery | 2.50 | \$ 2388 | 2518 | 2628 | 2736 | 2898 | 3063 | 3298 | 3543 | 3828 | 4158 | 3213 | 3566 |

Must Specify (in this order):

- Model #
- Finish
- Upholstery
- Nail Trim
- Control
- Caster

| | | | | | | | | | | |
|-----------------|-----|-----|-----|-----|---------|-----|----|----|----|------|
| HIGH BACK GUEST | 136 | 26½ | 27½ | 41½ | 21¼-19⅞ | 17⅞ | 18 | 28 | 44 | 23.4 |
|-----------------|-----|-----|-----|-----|---------|-----|----|----|----|------|



Description

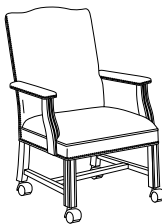
- Standard with: Brass Nail Trim and Nylon Glides
- Seat is Slightly Wider in Front
- [See Nail Trim Options](#)

| List Price/Grade | Yards | COM/1 | 2 | 3 | 4 | 5 | 6 | 7 | 8 | 9 | 10 | L1 | L2 |
|-------------------|-------|---------|------|------|------|------|------|------|------|------|------|------|------|
| Single Upholstery | 2.50 | \$ 2036 | 2166 | 2276 | 2384 | 2546 | 2711 | 2946 | 3191 | 3476 | 3806 | 2861 | 3214 |

Must Specify (in this order):

- Model #
- Finish
- Upholstery
- Nail Trim

| | | | | | | | | | | |
|----------------------------|-----|-----|-----|-----|---------|-----|----|----|----|------|
| HIGH BACK GUEST ON CASTERS | 138 | 26½ | 27½ | 41½ | 21¼-19⅞ | 17⅞ | 18 | 28 | 44 | 23.4 |
|----------------------------|-----|-----|-----|-----|---------|-----|----|----|----|------|



Description

- Standard with: Brass Nail Trim and Brass Hooded Dual Wheel Casters
- Seat is Slightly Wider in Front
- Additional Options: [See Nail Trim Options](#) and [Four Casters Options](#)

| List Price/Grade | Yards | COM/1 | 2 | 3 | 4 | 5 | 6 | 7 | 8 | 9 | 10 | L1 | L2 |
|-------------------|-------|---------|------|------|------|------|------|------|------|------|------|------|------|
| Single Upholstery | 2.50 | \$ 2108 | 2238 | 2348 | 2456 | 2618 | 2783 | 3018 | 3263 | 3548 | 3878 | 2933 | 3286 |

Must Specify (in this order):

- Model #
- Finish
- Upholstery
- Nail Trim
- Caster

For ordering options, [see overview at the beginning of this section.](#)

A modern collection designed to address a wide range of applications for today’s social workplaces and community spaces. KickStart’s flexible lounge and table offerings combine with collaborative elements to create inviting spaces for people to gather, work, re-energize, and learn.

The collection’s classic forms and refined scale are enhanced through precise details, tailored upholstery and a horizontal stitch detail. Two back styles, with or without a pillow, combine with upholstery options to create a versatile aesthetic ranging from sophisticated to casual.

CONSTRUCTION

- Internal wood components and frame are manufactured using Baltic Birch and European Beech
- Frames are individually hand assembled, and all chair joints are mortised and tenoned, screwed and glued for maximum strength and durability
- Metal legs are 9”H and are available in Aluminum or Chrome
- Non-marring Nylon Glides included in each leg at floor level
- High Grade Polyurethane Foam, 3½” thick in the seat and 2” thick in the back
- Optional Accent Pillow Backs, measuring 22½” x 3¼” x 13½” are attached with a nylon hook and loop material
- Modular units and tables connect using pre-installed metal ganging brackets
- Upholstered units ship fully assembled, while tables may require some assembly
- Tablet Arm surface measures 10” x 14” x 1”
- Tablet Arm surface and Tables feature Square edge profile
- Seating rated for users up to 275lbs

HIGH SURROUND UPHOLSTERY OPTIONS

To ensure a proper fit and finish on the High Surround feature of the KickStart models, we will require upholsteries to fit within a specific range of stretch. To make specification easier for you, we have pre-approved upholsteries for the High Surround feature. These are included on the [Stinson Revive Card](#) and [Momentum Kickstart Card](#) and can be found at www.IndianaFurniture.com. They include:

- | | | |
|-------------------|--------------------|-----------------|
| Ace (GR4) | Drift (GR6) | Outlander (GR4) |
| Artisan (GR3) | Ego (GR1) | Ritz (GR4) |
| Baxter (GR4) | Harrison (GR5) | Sarto (GR5) |
| Blip (GR3) | Highlight (GR4) | Scatter (GR1) |
| Bryant Park (GR3) | Inside Track (GR4) | Shift (GR4) |
| Carson CV (GR1) | Lorelai (GR6) | Sprint (GR3) |
| Crespo (GR1) | Moby (GR3) | |
| Cush (GR3) | Nestle (GR1) | |

All other upholsteries need approval prior to application. See the [Approval Form](#) for more information.

HOW TO ORDER EXAMPLE

UPHOLSTERED MODELS

| Model No. | Description | Example |
|-----------|--|----------------------------|
| 550H | Primary Upholstery | Mayer Fedora Fawn |
| | High Surround Upholstery | CF Stinson Outlander Acorn |
| | Accent Pillow Upholstery (if applicable) | Mayer Fedora Light Grey |
| | Leg Color | CHRM |
| | Tablet Arm Material/Location (if applicable) | TL |
| | Tablet Arm Color (if applicable) | WTA |
| | Power/Color/Location (if applicable) | ECSL |

TABLES

| Model No. | Description | Example |
|------------|----------------------|----------|
| 550-2426GT | Table Color/Finish | WTA |
| | Leg Color | CHRM |
| | Power/Color/Location | EPWRUSBA |

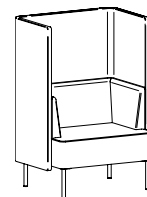
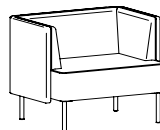
UPHOLSTERY RECOMMENDATIONS

Available in single or contrasting upholsteries in a wide variety of graded-in or contract options, including fabric, vinyl, and leather.

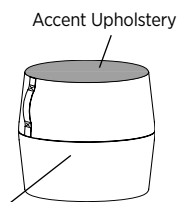
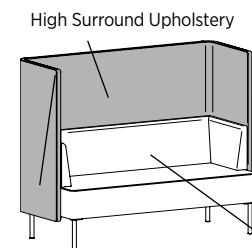
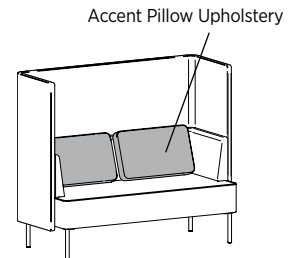
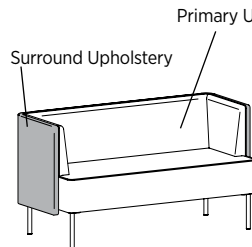
The use of upholstery patterns and stripes is highly discouraged as they may result in alignment issues.

SINGLE AND CONTRASTING UPHOLSTERY OPTIONS

Single Upholstery



Contrasting Upholstery



LEG OPTIONS

Must specify leg color.

- ALUM Aluminum Legs
- CHRM Chrome Legs

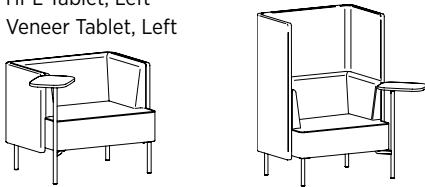
For Bistro Tables

- ALUM Aluminum Legs STD
- CHRM Chrome Legs \$ 108

TABLET ARM OPTIONS

Note: Specified by Facing the Chair

- TR TFL Tablet, Right \$ 640
- PR HPL Tablet, Right \$ 766
- WR Veneer Tablet, Right \$ 766
- TL TFL Tablet, Left \$ 640
- PL HPL Tablet, Left \$ 766
- WL Veneer Tablet, Left \$ 766



TFL (T) AND HPL (P) LAMINATE OPTIONS

WOODGRAIN

- | | |
|---------------------|------------------------|
| AS Asian Night | PNW Pinnacle Walnut |
| BW Beigewood | PTK Portico Teak |
| CO Columbian Walnut | RC River Cherry |
| EF Espresso | SCH Select Cherry |
| FLW Florence Walnut | SPW Sepia Walnut |
| GC Golden Cherry | SKC Shaker Cherry |
| HVM Harvest Maple | SBP Smoky Brown Pear |
| KHE Kirsche | TK Studio Teak |
| MW Mahogany Walnut | SM Sugar Maple |
| MNR Midnight Run | WTA Weathered Ash |
| NTM Natural Marrone | WNB White Nebbia |
| ORW Oak Riftwood | WC Williamsburg Cherry |

SOLID

- | | |
|-------------------|------------------|
| BL Black | FHG Fashion Grey |
| WH Designer White | SG Slate Grey |

VENEER (W) OPTIONS

Veneer tops feature UVAdvantage, an ultra-violet finish, on all exposed surfaces by utilizing roll-coat UV technology.

- | | |
|------------------------|------------------------|
| AW Artisan Walnut | MW Mahogany Walnut |
| AS Asian Night | MAS Mesa Sunset* |
| CO Columbian Walnut | MTS Metropolis Sky |
| DC Dark Cherry | PNW Pinnacle Walnut |
| DFW Dark Forest Walnut | ORW Oak Riftwood* |
| EW Espresso | SCH Select Cherry |
| FO Fawn Oak* | SKC Shaker Cherry |
| GC Golden Cherry | SM Sugar Maple |
| HW Harvest Walnut | WTA Weathered Ash* |
| HNW Henna Walnut | WC Williamsburg Cherry |
| LW Legacy Walnut | |

* Finish is Low Sheen

POWER OPTIONS

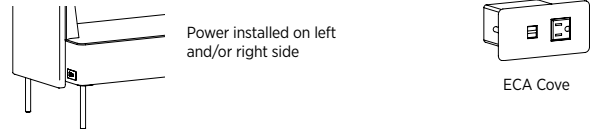
Note: Specified by Facing the Chair

Power locations for lounge units are located 1 1/4" up from the glide and 3 1/2" in from the outside of the arm. For modular units, the power is located 1 1/4" up from the glide and 4" in from the outside of the unit.

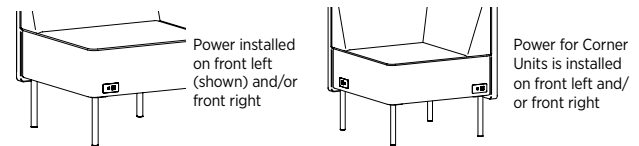
Up to two (2) ECA power ports may be used in each upholstered unit. ECA Power port comes with one (1) outlet and two (2) USB

- | | | |
|-------|---------------------------------------|---------|
| ECSL | ECA Cove, Left Port, Silver | \$ 975 |
| ECSR | ECA Cove, Right Port, Silver | \$ 975 |
| ECSLR | ECA Cove, Left and Right Port, Silver | \$ 1950 |
| ECBL | ECA Cove, Left Port, Black | \$ 975 |
| ECBR | ECA Cove, Right Port, Black | \$ 975 |
| ECBLR | ECA Cove, Left and Right Port, Black | \$ 1950 |

Standard Upholstered Units offer power ports on left and/or right side of unit



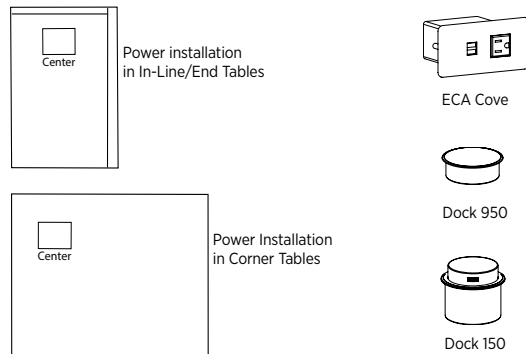
Modular Upholstered Units offer power ports on front left and/or front right of unit



Modular Ganging Tables:

Note: Does Not Include Bistro Tables

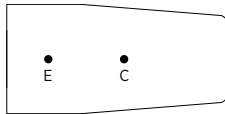
- | | | |
|-------------|--|--------|
| EPWRUSBA | ECA Cove, Aluminum | \$ 884 |
| EPWRUSBB | ECA Cove, Black | \$ 884 |
| 01-DOCK950W | Dock 950 Wireless Charger, White, Specify Location | \$ 265 |
| 01-DOCK950B | Dock 950 Wireless Charger, Black, Specify Location | \$ 265 |
| 01-DOCK150W | Dock 150 Wireless & USB Charger, White, Specify Location | \$ 405 |
| 01-DOCK150B | Dock 150 Wireless & USB Charger, Black, Specify Location | \$ 405 |



POWER OPTIONS - ECA COVE CONTINUED

Media Table:

| | | |
|---------------|--|--------|
| 01-DUOBEZELW | Duo Bezel, White, Specify Location | \$ 675 |
| 01-DUOBEZELB | Duo Bezel, Black, Specify Location | \$ 675 |
| 01-DUOBEZELS | Duo Bezel, Silver, Specify Location | \$ 675 |
| 01-TRIOBEZELW | Trio Bezel, White, Specify Location | \$ 725 |
| 01-TRIOBEZELB | Trio Bezel, Black, Specify Location | \$ 725 |
| 01-TRIOBEZELS | Trio Bezel, Silver, Specify Location | \$ 725 |
| 01-DOCK950W | Dock 950 Wireless Charger, White, Specify Location | \$ 265 |
| 01-DOCK950B | Dock 950 Wireless Charger, Black, Specify Location | \$ 265 |
| 01-DOCK150W | Dock 150 Wireless & USB Charger, White, Specify Location | \$ 405 |
| 01-DOCK150B | Dock 150 Wireless & USB Charger, Black, Specify Location | \$ 405 |



Power locations for Media Table are End, Center, or End and Center

E = End C = Center EC = End and Center

E = 12" from monitor end
C = Centered



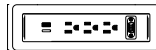
DOCK950



DOCK150



Duo Bezel

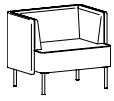


Trio Bezel

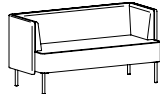
CERTIFICATIONS & COMPLIANCE

- CAL 117-2013 Compliance
- Intertek Sustainability Certified
- BIFMA level® Certified
- BIFMA Compliant® Certified
- TSCA Title VI (CARB) Compliance
- Contributes to LEED®, Green Globes®, and WELL® Sustainable Programs

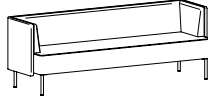
Standard Components



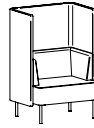
Club Chair:
550
[\(See Details\)](#)



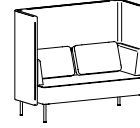
Settee:
5502
[\(See Details\)](#)



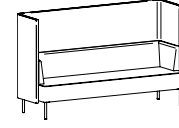
Sofa:
5503
[\(See Details\)](#)



Club Chair with High Surround:
550H
[\(See Details\)](#)



Settee with High Surround: 5502H
(Shown with optional pillows)
[\(See Details\)](#)



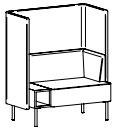
Sofa with High Surround: 5503H
[\(See Details\)](#)



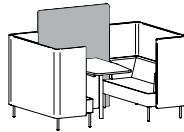
Pouffe:
550-1617PF
[\(See Details\)](#)

Booth Settee with High Surround:
5502HR (Right)
5502HL (Left)
[\(See Details\)](#)

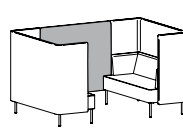
Booth Sofa with High Surround:
5503HR (Right)
5503HL (Left)
[\(See Details\)](#)



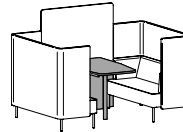
Club Nook with High Surround:
550HNR (Right)
550HNL (Left)
[\(See Details\)](#)



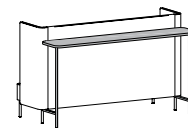
High Surround Center Panel:
5560HP (TFL)
5560HPV (Veneer)
5560HPU (Upholstered)
[\(See Details\)](#)



Low Surround Center Panel:
5540HP (TFL)
5540HPV (Veneer)
5540HPU (Upholstered)
[\(See Details\)](#)



Media Peninsula:
550-3072MPS (TFL)
550-3072MPSH (HPL)
550-3072MPSV (Veneer)
550-3048MPS (TFL)
550-3048MPSH (HPL)
550-3048MPSV (Veneer)
[\(See Details\)](#)



Bistro Table:
550-1681BT (TFL)
550-1681BTH (HPL)
550-1681BTV (Veneer)
550-1657BT (TFL)
550-1657BTH (HPL)
550-1657BTV (Veneer)
[\(See Details\)](#)



Purse Hook:
01-HOOK
[\(See Details\)](#)

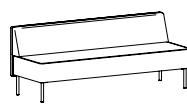
Modular Components



Modular Club Chair: 550N
[\(See Details\)](#)



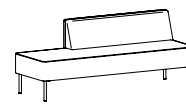
Modular Settee: 5502N
(Shown with optional pillows)
[\(See Details\)](#)




Modular Sofa: 5503N
[\(See Details\)](#)




Modular Chaise Settee:
5502CR (Right)
5502CL (Left)
[\(See Details\)](#)




Modular Chaise Sofa:
5503CR (Right)
5503CL (Left)
[\(See Details\)](#)




Modular Corner Unit:
550-90C
[\(See Details\)](#)




Modular Club Chair with High Surround: 550NH
[\(See Details\)](#)




Modular Settee with High Surround: 5502NH
[\(See Details\)](#)



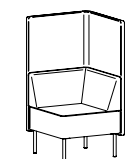
Modular Sofa with High Surround: 5503NH
[\(See Details\)](#)



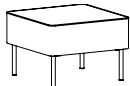
Modular Chaise Settee with High Surround:
5502CHR (Right)
5502CHL (Left)
[\(See Details\)](#)



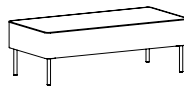
Modular Chaise Sofa with High Surround:
5503CHR (Right)
5503CHL (Left)
[\(See Details\)](#)



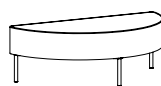
Modular Corner Unit with High Surround: 550-90CH
[\(See Details\)](#)



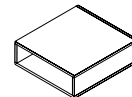
Ottoman:
550-2424OT
[\(See Details\)](#)



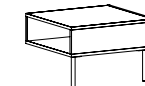
Bench:
550-5024RT
[\(See Details\)](#)



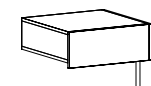
Half Round Bench:
550-5024HR
[\(See Details\)](#)



In-Line Table:
550-2426GT (TFL)
550-2426GTH (HPL)
550-2426GTV (Veneer)
550-1826GT (TFL)
550-1826GTH (HPL)
550-1826GTV (Veneer)
[\(See Details\)](#)

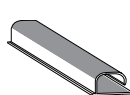


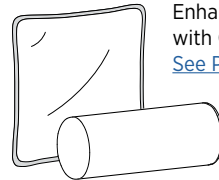
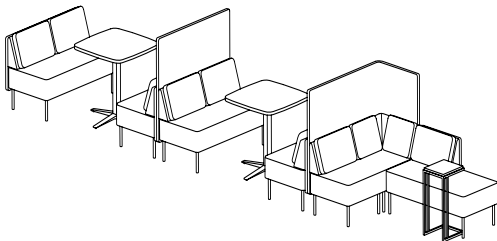
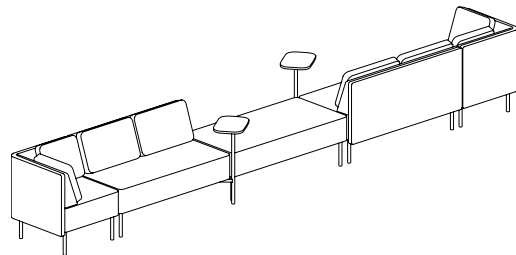
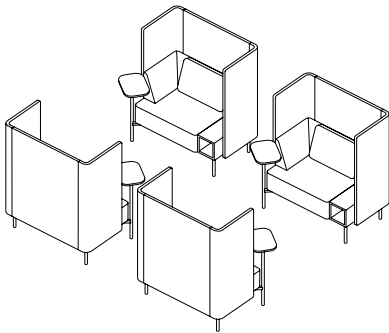
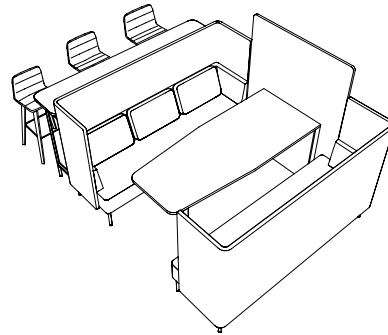
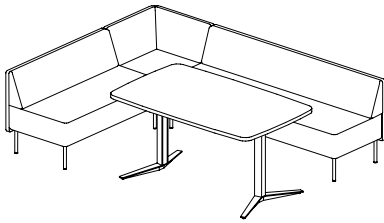
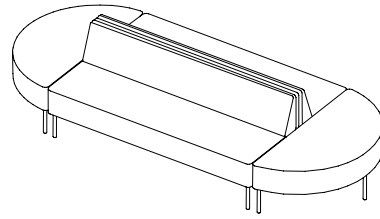
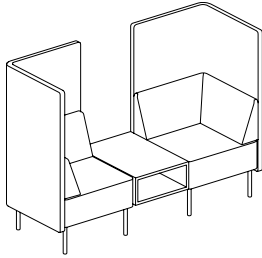
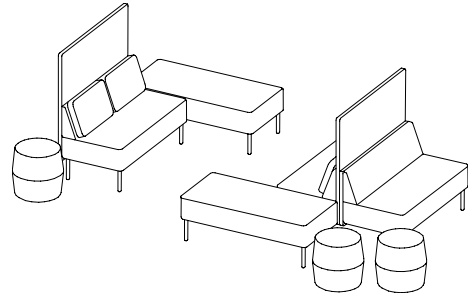
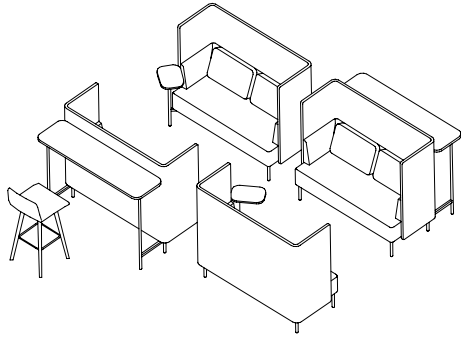
End Table:
550-2426ET (TFL)
550-2426ETH (HPL)
550-2426ETV (Veneer)
550-1826ET (TFL)
550-1826ETH (HPL)
550-1826ETV (Veneer)
[\(See Details\)](#)



Corner Table:
550-9026CGT (TFL)
550-9026CGTH (HPL)
550-9026CGTV (Veneer)
[\(See Details\)](#)

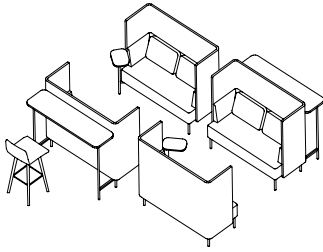
Power + Accessories





Enhance your space
with Cush Pillows.
[See Product Details.](#)

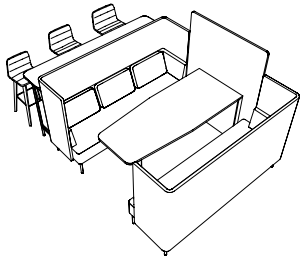
| Item | Model No. | Width | Depth | Height | Ship Wt | Cubic Ft | List Price |
|----------------------------------|-----------|-------|-------|--------|---------|----------|------------|
| HIGH SURROUNDS AND BISTRO TABLES | 550-1 | 126 | 152 | 49 | 665 | 277.6 | 29681 |



| CONSISTS OF: | | QTY | | |
|--------------|---|---|----|-------|
| 5502H | 2 | Settee with High Surround (Gr 1) Shown with Optional Pillows | \$ | 12976 |
| 5502H | 1 | Settee with High Surround (Gr 1) Shown with Optional Pillows and HPL Tablet Arm, Left | \$ | 6488 |
| 5502H | 1 | Settee with High Surround (Gr 1) Shown with Optional Pillows and HPL Tablet Arm, Right | \$ | 6488 |
| 550-1657BTH | 2 | Bistro Table, HPL with Aluminum Leg | \$ | 2298 |
| NAS-1C | 1 | Natta Stool (Gr 1) | \$ | 1431 |

Products are available as left or right and with other features, where applicable
 Width includes 12" between settees and Depth includes 48" between facing settees
 Grade 1 single upholstery and standard aluminum table leg pricing
 List prices do not include optional pillows or tablet arm

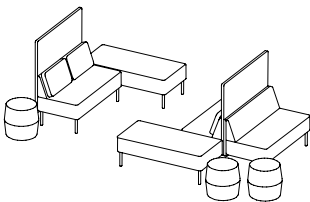
| | | | | | | | |
|--------------------------------------|-------|-------|----|----|-----|-------|-------|
| HIGH SURROUND BOOTH AND BISTRO TABLE | 550-2 | 116 ½ | 81 | 60 | 623 | 252.8 | 20565 |
|--------------------------------------|-------|-------|----|----|-----|-------|-------|



| CONSISTS OF: | | QTY | | |
|--------------|---|--|----|------|
| 5503HL | 1 | Booth Sofa with High Surround, Left (Gr 1) Shown with Optional Pillows | \$ | 8341 |
| 5503HR | 1 | Booth Sofa with High Surround, Right (Gr 1) Shown with Optional Pillows | \$ | 8341 |
| 5560HPU | 1 | Upholstered High Surround Center Panel for Media Table (Gr 1) | \$ | 1078 |
| 550-3072MPS | 1 | Media Peninsula, TFL | \$ | 1776 |
| 550-1681BT | 1 | Bistro Table, TFL with Aluminum Leg | \$ | 1029 |

Products are available as left or right and with other features, where applicable
 Grade 1 with standard metal leg pricing
 List prices do not include optional pillows

| | | | | | | | |
|----------------------------|-------|-----|----|----|-----|-------|-------|
| SETTEE + BENCHES + POUFFES | 550-4 | 156 | 96 | 49 | 264 | 178.4 | 16806 |
|----------------------------|-------|-----|----|----|-----|-------|-------|

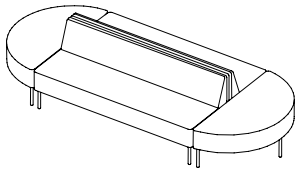


| CONSISTS OF: | | QTY | | |
|--------------|---|--|----|------|
| 5502N | 1 | Modular Settee (Gr 1) | \$ | 3369 |
| 550-1617PF | 3 | Pouffe (Gr 1) | \$ | 2295 |
| 5502NH | 2 | Modular Settee with High Surround Shown with Optional Pillows | \$ | 7654 |
| 550-5024RT | 2 | Modular Bench (Gr 1) | \$ | 3488 |

Products are available as left or right and with other features, where applicable
 Grade 1 with standard metal leg pricing
 List prices do not include optional pillows

For ordering options, [see overview at the beginning of this section.](#)

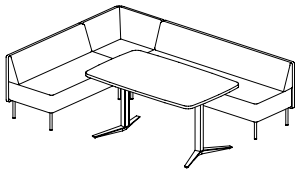
| Item | Model No. | Width | Depth | Height | Ship Wt | Cubic Ft | List Price |
|------------------|-----------|-------|-------|--------|---------|----------|------------|
| OVAL SHAPED UNIT | 550-5 | 120 | 50 | 29 1/8 | 242 | 224.6 | \$ 11162 |



| CONSISTS OF: | | QTY | | | | |
|--------------|---|---------------------------------|--|--|----|------|
| 5503N | 2 | Modular Sofa (Gr 1) | | | \$ | 8264 |
| 550-5024HR | 2 | Modular Half Round Bench (Gr 1) | | | \$ | 2898 |

Products are available as left or right and with other features, where applicable
Grade 1 with standard metal leg pricing

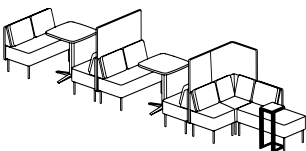
| | | | | | | | |
|--------------------|--------|----|----|--------|-----|-------|----------|
| L GROUP WITH TABLE | 550-10 | 96 | 72 | 29 1/8 | 354 | 147.9 | \$ 12956 |
|--------------------|--------|----|----|--------|-----|-------|----------|



| CONSISTS OF: | | QTY | | | | |
|--------------|---|--|--|--|----|------|
| 5503N | 1 | Modular Sofa (GR 1) | | | \$ | 4132 |
| 550-90C | 1 | Modular Corner Unit (Gr 1) | | | \$ | 2984 |
| 5502N | 1 | Modular Settee (Gr 1) | | | \$ | 3369 |
| 86-3660SMT | 1 | Tri-One Soft Rectangle Meeting Table, TFL, Square Edge | | | \$ | 795 |
| 08-2828YLG72 | 1 | Tri-One Y Base | | | \$ | 1676 |

Products are available as left or right and with other features, where applicable
Grade 1 with standard metal leg pricing

| | | | | | | | |
|---------------|--------|-----|----|----|-----|-------|----------|
| CAFE GROUPING | 550-13 | 168 | 48 | 49 | 730 | 404.6 | \$ 28471 |
|---------------|--------|-----|----|----|-----|-------|----------|




| CONSISTS OF: | | QTY | | | | |
|--------------|---|--|--|--|----|------|
| 5502NH | 2 | Modular Settee with High Surround (Gr 1) Shown with Optional Pillows | | | \$ | 7654 |
| 5502N | 2 | Modular Settee (Gr 1) Shown with Optional Pillows | | | \$ | 6738 |
| 86-3030SSQ | 2 | Tri-One Soft Square Meeting Top, TFL | | | \$ | 1002 |
| 08-2030SXB | 2 | X Base, Aluminum | | | \$ | 2278 |
| 550NH | 1 | Modular Club Chair (Gr 1) Shown with Optional Pillows | | | \$ | 2902 |
| 550-90CH | 1 | Modular Corner Unit with High Surround (Gr 1) Shown with Optional Pillows | | | \$ | 3526 |
| 5502CL | 1 | Modular Chaise Settee, Left (Gr 1) Shown with Optional Pillows | | | \$ | 3072 |
| 410-1412AT | 1 | Jot Auxillary Table, TFL | | | \$ | 1299 |

Products are available as left or right and with other features, where applicable
Grade 1 with standard metal leg pricing
List prices do not include optional pillows

For ordering options, [see overview at the beginning of this section.](#)

| Item | Model No. | Chair Width | Chair Depth | Chair Height | Seat Width | Seat Depth | Seat Height | Arm Height | Ship Wt | Cubic Ft |
|------------|-----------|-------------|-------------|--------------|------------|------------|-------------|------------|---------|----------|
| CLUB CHAIR | 550 | 33 | 26¼ | 29⅝ | 24 | 18¾ | 17½ | 29⅝ | 80 | 24 |



Description

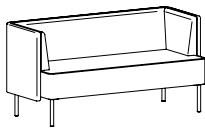
- Available with Contrasting Upholstery ([See Details](#))
- Select Aluminum (ALUM) or Chrome (CHRM) Legs; Must Specify Leg Color
- For Optional Pillow Back; Add Pillow Pricing Below and [See Pillow Upholstery Options](#)
- Additional Options: [Tablet Arm Options](#), and [Power Locations](#)

Must Specify (in this order):

- Model #
- Primary Upholstery
- Surround Upholstery
- Pillow Upholstery
- Leg Color
- Tablet Arm
- Tablet Color
- Power

| List Price/Grade | Yards | COM/1 | 2 | 3 | 4 | 5 | 6 | 7 | 8 | 9 | 10 | L1 | L2 |
|------------------------|-------|---------|------|------|------|------|------|------|------|------|------|------|------|
| Single Upholstery | 5.25 | \$ 3412 | 3685 | 3916 | 4142 | 4483 | 4830 | 5323 | 5838 | 6436 | 7129 | 5145 | 5885 |
| Contrasting Upholstery | | | | | | | | | | | | | |
| Primary | 3.00 | \$ 3412 | 3568 | 3700 | 3829 | 4024 | 4222 | 4504 | 4798 | 5140 | 5536 | 4402 | 4825 |
| Surround | 2.25 | \$ 0 | 117 | 216 | 313 | 459 | 608 | 819 | 1040 | 1296 | 1593 | 743 | 1060 |
| Optional Pillow (1) | 1.25 | \$ 298 | 363 | 418 | 472 | 553 | 636 | 753 | 876 | 1018 | 1183 | 711 | 887 |

SETTEE



| | | | | | | | | | |
|------|----|-----|-----|----|-----|-----|-----|-----|------|
| 5502 | 57 | 26¼ | 29⅝ | 48 | 18¾ | 17½ | 29⅝ | 103 | 43.2 |
|------|----|-----|-----|----|-----|-----|-----|-----|------|

Description

- Available with Contrasting Upholstery ([See Details](#))
- Select Aluminum (ALUM) or Chrome (CHRM) Legs; Must Specify Leg Color
- For Optional Pillow Back; Add Pillow Pricing Below and [See Pillow Upholstery Options](#)
- Additional Options: [Tablet Arm Options](#), and [Power Locations](#)

Must Specify (in this order):

- Model #
- Primary Upholstery
- Surround Upholstery
- Pillow Upholstery
- Leg Color
- Tablet Arm
- Tablet Color
- Power

| List Price/Grade | Yards | COM/1 | 2 | 3 | 4 | 5 | 6 | 7 | 8 | 9 | 10 | L1 | L2 |
|------------------------|-------|---------|------|------|------|------|------|------|------|------|-------|------|------|
| Single Upholstery | 7.25 | \$ 4949 | 5326 | 5645 | 5957 | 6428 | 6907 | 7588 | 8299 | 9125 | 10082 | 7342 | 8364 |
| Contrasting Upholstery | | | | | | | | | | | | | |
| Primary | 4.50 | \$ 4949 | 5183 | 5381 | 5575 | 5867 | 6164 | 6587 | 7028 | 7541 | 8135 | 6434 | 7069 |
| Surround | 2.75 | \$ 0 | 143 | 264 | 382 | 561 | 743 | 1001 | 1271 | 1584 | 1947 | 908 | 1295 |
| Optional Pillows (2) | 1.50 | \$ 543 | 621 | 687 | 752 | 849 | 948 | 1089 | 1236 | 1407 | 1605 | 1038 | 1250 |

SOFA



| | | | | | | | | | |
|------|----|-----|-----|----|-----|-----|-----|-----|------|
| 5503 | 81 | 26¼ | 29⅝ | 72 | 18¾ | 17½ | 29⅝ | 130 | 69.1 |
|------|----|-----|-----|----|-----|-----|-----|-----|------|

Description

- Available with Contrasting Upholstery ([See Details](#))
- Select Aluminum (ALUM) or Chrome (CHRM) Legs; Must Specify Leg Color
- For Optional Pillow Back; Add Pillow Pricing Below and [See Pillow Upholstery Options](#)
- Additional Options: [Tablet Arm Options](#), and [Power Locations](#)


Must Specify (in this order):

- Model #
- Primary Upholstery
- Surround Upholstery
- Pillow Upholstery
- Leg Color
- Tablet Arm
- Tablet Color
- Power

| List Price/Grade | Yards | COM/1 | 2 | 3 | 4 | 5 | 6 | 7 | 8 | 9 | 10 | L1 | L2 |
|------------------------|-------|---------|------|------|------|------|------|------|-------|-------|-------|------|-------|
| Single Upholstery | 8.75 | \$ 6792 | 7247 | 7632 | 8008 | 8577 | 9155 | 9977 | 10835 | 11832 | 12987 | 9680 | 10913 |
| Contrasting Upholstery | | | | | | | | | | | | | |
| Primary | 5.25 | \$ 6792 | 7065 | 7296 | 7522 | 7863 | 8210 | 8703 | 9218 | 9816 | 10509 | 8525 | 9265 |
| Surround | 3.50 | \$ 0 | 182 | 336 | 486 | 714 | 945 | 1274 | 1617 | 2016 | 2478 | 1155 | 1648 |
| Optional Pillows (3) | 2.00 | \$ 802 | 906 | 994 | 1080 | 1210 | 1342 | 1530 | 1726 | 1954 | 2218 | 1462 | 1744 |

For ordering options, [see overview at the beginning of this section.](#)

| Item | Model No. | Chair Width | Chair Depth | Chair Height | Seat Width | Seat Depth | Seat Height | Arm Height | Ship Wt | Cubic Ft |
|-------------------------------|-----------|-------------|-------------|--------------|------------|------------|-------------|------------|---------|----------|
| CLUB CHAIR WITH HIGH SURROUND | 550H | 33 | 26¼ | 49 | 24 | 18¾ | 17½ | 29⅝ | 109 | 34.4 |



Description

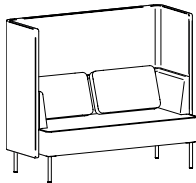
- Available with Contrasting Upholstery ([See Details](#))
- Select Aluminum (ALUM) or Chrome (CHRM) Legs; Must Specify Leg Color
- For Optional Pillow Back; Add Pillow Pricing Below and [See Pillow Upholstery Options](#)
- Additional Options: [Tablet Arm Options](#), and [Power Locations](#)
- For High Surround, Select from Pre-Approved Upholsteries or Submit Approval Form; [See Approval Form](#)

Must Specify (in this order):

- Model #
- Primary Upholstery
- High Surround Upholstery
- Pillow Upholstery
- Leg Color
- Tablet Arm
- Tablet Color
- Power

| List Price/Grade | Yards | COM/1 | 2 | 3 | 4 | 5 | 6 | 7 | 8 | 9 | 10 |
|------------------------|-------|---------|------|------|------|------|------|------|------|------|-------|
| Single Upholstery | 7.50 | \$ 4908 | 5298 | 5628 | 5951 | 6438 | 6933 | 7638 | 8373 | 9228 | 10218 |
| Contrasting Upholstery | | | | | | | | | | | |
| Primary | 3.00 | \$ 4908 | 5064 | 5196 | 5325 | 5520 | 5718 | 6000 | 6294 | 6636 | 7032 |
| High Surround | 4.50 | \$ 0 | 234 | 432 | 626 | 918 | 1215 | 1638 | 2079 | 2592 | 3186 |
| Optional Pillow (1) | 1.25 | \$ 298 | 363 | 418 | 472 | 553 | 636 | 753 | 876 | 1018 | 1183 |

| | | | | | | | | | | |
|---------------------------|-------|----|-----|----|----|-----|-----|-----|-----|------|
| SETTEE WITH HIGH SURROUND | 5502H | 57 | 26¼ | 49 | 48 | 18¾ | 17½ | 29⅝ | 144 | 61.9 |
|---------------------------|-------|----|-----|----|----|-----|-----|-----|-----|------|



Shown with Optional Pillows

Description

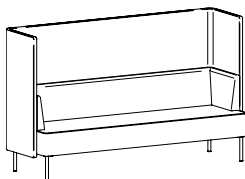
- Available with Contrasting Upholstery ([See Details](#))
- Select Aluminum (ALUM) or Chrome (CHRM) Legs; Must Specify Leg Color
- For Optional Pillow Back; Add Pillow Pricing Below and [See Pillow Upholstery Options](#)
- Additional Options: [Tablet Arm Options](#), and [Power Locations](#)
- For High Surround, Select from Pre-Approved Upholsteries or Submit Approval Form; [See Approval Form](#)

Must Specify (in this order):

- Model #
- Primary Upholstery
- High Surround Upholstery
- Pillow Upholstery
- Leg Color
- Tablet Arm
- Tablet Color
- Power

| List Price/Grade | Yards | COM/1 | 2 | 3 | 4 | 5 | 6 | 7 | 8 | 9 | 10 |
|------------------------|-------|---------|------|------|------|------|------|-------|-------|-------|-------|
| Single Upholstery | 9.75 | \$ 6488 | 6995 | 7424 | 7843 | 8477 | 9121 | 10037 | 10993 | 12104 | 13391 |
| Contrasting Upholstery | | | | | | | | | | | |
| Primary | 4.50 | \$ 6488 | 6722 | 6920 | 7114 | 7406 | 7703 | 8126 | 8567 | 9080 | 9674 |
| High Surround | 5.25 | \$ 0 | 273 | 504 | 729 | 1071 | 1418 | 1911 | 2426 | 3024 | 3717 |
| Optional Pillows (2) | 1.50 | \$ 543 | 621 | 687 | 752 | 849 | 948 | 1089 | 1236 | 1407 | 1605 |

| | | | | | | | | | | |
|-------------------------|-------|----|-----|----|----|-----|-----|-----|-----|------|
| SOFA WITH HIGH SURROUND | 5503H | 81 | 26¼ | 49 | 72 | 18¾ | 17½ | 29⅝ | 180 | 98.9 |
|-------------------------|-------|----|-----|----|----|-----|-----|-----|-----|------|



Description

- Available with Contrasting Upholstery ([See Details](#))
- Select Aluminum (ALUM) or Chrome (CHRM) Legs; Must Specify Leg Color
- For Optional Pillow Back; Add Pillow Pricing Below and [See Pillow Upholstery Options](#)
- Additional Options: [Tablet Arm Options](#), and [Power Locations](#)
- For High Surround, Select from Pre-Approved Upholsteries or Submit Approval Form; [See Approval Form](#)

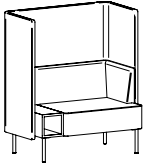
Must Specify (in this order):

- Model #
- Primary Upholstery
- High Surround Upholstery
- Pillow Upholstery
- Leg Color
- Tablet Arm
- Tablet Color
- Power

| List Price/Grade | Yards | COM/1 | 2 | 3 | 4 | 5 | 6 | 7 | 8 | 9 | 10 |
|------------------------|-------|---------|------|------|-------|-------|-------|-------|-------|-------|-------|
| Single Upholstery | 12.00 | \$ 8341 | 8965 | 9493 | 10009 | 10789 | 11581 | 12709 | 13885 | 15253 | 16837 |
| Contrasting Upholstery | | | | | | | | | | | |
| Primary | 5.25 | \$ 8341 | 8614 | 8845 | 9071 | 9412 | 9759 | 10252 | 10767 | 11365 | 12058 |
| Surround | 6.75 | \$ 0 | 351 | 648 | 938 | 1377 | 1822 | 2457 | 3118 | 3888 | 4779 |
| Optional Pillows (3) | 2.00 | \$ 802 | 906 | 994 | 1080 | 1210 | 1342 | 1530 | 1726 | 1954 | 2218 |

For ordering options, [see overview at the beginning of this section.](#)

| Item | Model No. | Chair Width | Chair Depth | Chair Height | Seat Width | Seat Depth | Seat Height | Arm Height | Ship Wt | Cubic Ft | |
|-------------------------------------|----------------------|-------------|-------------|--------------|------------|------------|-------------|------------|---------|----------|------|
| CLUB NOOK WITH HIGH SURROUND | Seat on Left | | | | | | | | | | |
| | Seat on Right | | | | | | | | | | |
| | 550HNL | 550HNR | 44½ | 26¼ | 49 | 27¼ | 18¾ | 17½ | 29⅝ | 121 | 52.9 |



Shown as Right

Must Specify (in this order):

- Model #
- Primary Upholstery
- High Surround Upholstery
- Pillow Upholstery
- Nook Material
- Nook Color
- Leg Color
- Tablet Arm
- Tablet Color
- Power

Description

- Available with Contrasting Upholstery ([See Details](#))
- Nook Measures 8 ¼" x 14" x 8 ¼"; TFL Standard, Optional Veneer (W) or HPL (H). See Below for Upcharge
- Select Aluminum (ALUM) or Chrome (CHRM) Legs; Must Specify Leg Color
- For Optional Pillow Back; Add Pillow Pricing Below and [See Pillow Upholstery Options](#)
- Additional Options: [Tablet Arm Options](#), and [Power Locations](#)
- For High Surround, Select from Pre-Approved Upholsteries or Submit Approval Form; [See Approval Form](#)

| List Price/Grade | Yards | COM/1 | 2 | 3 | 4 | 5 | 6 | 7 | 8 | 9 | 10 |
|------------------------|-------|---------|------|------|------|------|------|------|------|-------|-------|
| Single Upholstery | 8.25 | \$ 5934 | 6363 | 6726 | 7081 | 7617 | 8162 | 8937 | 9746 | 10686 | 11775 |
| Contrasting Upholstery | | | | | | | | | | | |
| Primary | 3.00 | \$ 5934 | 6090 | 6222 | 6351 | 6546 | 6744 | 7026 | 7320 | 7662 | 8058 |
| High Surround | 5.25 | \$ 0 | 273 | 504 | 730 | 1071 | 1418 | 1911 | 2426 | 3024 | 3717 |
| Optional Pillow (1) | 1.25 | \$ 298 | 363 | 418 | 472 | 553 | 636 | 753 | 876 | 1018 | 1183 |

Nook Material: Specify & Add

| | | | | | | | | | | | |
|---|-----------------------------|--|--|--|--|--|--|--|--|--|--------|
| H | HPL - Must Specify Color | | | | | | | | | | \$ 179 |
| W | Veneer - Must Specify Color | | | | | | | | | | \$ 436 |

| | | | | | | | | | | | |
|---------------|------------|----|----|-----|---|---|---|---|---|----|-----|
| POUFFE | 550-1617PF | 16 | 16 | 17½ | - | - | - | - | - | 10 | 5.7 |
|---------------|------------|----|----|-----|---|---|---|---|---|----|-----|



Must Specify (in this order):

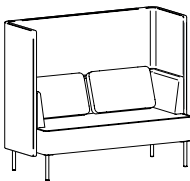
- Model #
- Primary Upholstery
- Accent Upholstery

Description

- Standard with: Brown Leather Handle and Black Vinyl Bottom
- Upholstery Patterns or Stripes as the Primary Upholstery is Highly Discouraged Due to Alignment Issues
- Available with Contrasting Upholsteries

| List Price/Grade | Yards | COM/1 | 2 | 3 | 4 | 5 | 6 | 7 | 8 | 9 | 10 |
|------------------------|-------|--------|-----|------|------|------|------|------|------|------|------|
| Single Upholstery | 2.50 | \$ 765 | 895 | 1005 | 1113 | 1275 | 1440 | 1675 | 1920 | 2205 | 2535 |
| Contrasting Upholstery | | | | | | | | | | | |
| Primary | 1.75 | \$ 765 | 856 | 933 | 1008 | 1122 | 1238 | 1402 | 1574 | 1773 | 2004 |
| Accent | 0.75 | \$ 0 | 39 | 72 | 105 | 153 | 202 | 273 | 346 | 432 | 531 |

| BOOTH SETTEE WITH HIGH SURROUND | Left | Right | | | | | | | | | |
|--|--------|--------|----|-----|----|----|-----|-----|-----|-----|------|
| | 5502HL | 5502HR | 57 | 26¼ | 49 | 48 | 18¾ | 17½ | 29⅝ | 144 | 61.9 |



Shown with Optional Pillows

Must Specify (in this order):

- Model #
- Primary Upholstery
- High Surround Upholstery
- Pillow Upholstery
- Leg Color
- Tablet Arm
- Tablet Color
- Power

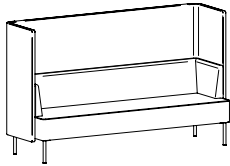
Description

- To Be Used With a High Surround Center Panel Model; Compatible With Media Table
- Center Panel Attaches to Lounge Unit With Hidden Clips; Reconfiguration Not Recommended
- Available with Contrasting Upholstery ([See Details](#))
- Select Aluminum (ALUM) or Chrome (CHRM) Legs; Must Specify Leg Color
- For Optional Pillow Back; Add Pillow Pricing Below and [See Pillow Upholstery Options](#)
- Additional Options: [Tablet Arm Options](#), and [Power Locations](#)
- For High Surround, Select from Pre-Approved Upholsteries or Submit Approval Form; [See Approval Form](#)

| List Price/Grade | Yards | COM/1 | 2 | 3 | 4 | 5 | 6 | 7 | 8 | 9 | 10 |
|------------------------|-------|---------|------|------|------|------|------|-------|-------|-------|-------|
| Single Upholstery | 9.75 | \$ 6488 | 6995 | 7424 | 7843 | 8477 | 9121 | 10037 | 10993 | 12104 | 13391 |
| Contrasting Upholstery | | | | | | | | | | | |
| Primary | 4.50 | \$ 6488 | 6722 | 6920 | 7114 | 7406 | 7703 | 8126 | 8567 | 9080 | 9674 |
| High Surround | 5.25 | \$ 0 | 273 | 504 | 729 | 1071 | 1418 | 1911 | 2426 | 3024 | 3717 |
| Optional Pillows (2) | 1.50 | \$ 543 | 621 | 687 | 752 | 849 | 948 | 1089 | 1236 | 1407 | 1605 |

For ordering options, [see overview at the beginning of this section.](#)

| Item | Model No. | Chair Width | Chair Depth | Chair Height | Seat Width | Seat Depth | Seat Height | Arm Height | Ship Wt | Cubic Ft |
|--------------------------------------|-------------|--------------|-------------|--------------|------------|------------|-------------|------------|---------|----------|
| BOOTH SOFA WITH HIGH SURROUND | Left | Right | | | | | | | | |
| | 5503HL | 5503HR | 81 | 26¼ | 49 | 72 | 18¾ | 17½ | 29½ | 180 |



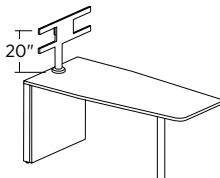
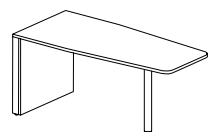
Must Specify (in this order):
 Model #
 Primary Upholstery
 High Surround Upholstery
 Pillow Upholstery
 Leg Color
 Tablet Arm
 Tablet Color
 Power

Description

- To Be Used With a High Surround Center Panel Model; Compatible With Media Table
- Center Panel Attaches to Lounge Unit With Hidden Clips; Reconfiguration Not Recommended
- Available with Contrasting Upholstery ([See Details](#))
- Select Aluminum (ALUM) or Chrome (CHRM) Legs; Must Specify Leg Color
- For Optional Pillow Back; Add Pillow Pricing Below and [See Pillow Upholstery Options](#)
- Additional Options: [Tablet Arm Options](#), and [Power Locations](#)
- For High Surround, Select from Pre-Approved Upholsteries or Submit Approval Form; [See Approval Form](#)

| List Price/Grade | Yards | COM/1 | 2 | 3 | 4 | 5 | 6 | 7 | 8 | 9 | 10 |
|------------------------|-------|---------|------|------|-------|-------|-------|-------|-------|-------|-------|
| Single Upholstery | 12.00 | \$ 8341 | 8965 | 9493 | 10009 | 10789 | 11581 | 12709 | 13885 | 15253 | 16837 |
| Contrasting Upholstery | | | | | | | | | | | |
| Primary | 5.25 | \$ 8341 | 8614 | 8845 | 9071 | 9412 | 9759 | 10252 | 10767 | 11365 | 12058 |
| High Surround | 6.75 | \$ 0 | 351 | 648 | 938 | 1377 | 1822 | 2457 | 3118 | 3888 | 4779 |
| Optional Pillows (3) | 2.00 | \$ 802 | 906 | 994 | 1080 | 1210 | 1342 | 1530 | 1726 | 1954 | 2218 |

| Item | Model No. | Width | Depth | Height | Ship Wt | Cubic Ft | List Price | |
|------------------------|--------------|--------|-------|--------|---------|----------|------------|----------|
| MEDIA PENINSULA | 72"W | | | | | | | |
| | 550-3072MPS | TFL | 72 | 30 | 30 | 153 | 43.9 | T\$ 1776 |
| | 550-3072MPSH | HPL | 72 | 30 | 30 | 153 | 43.9 | P\$ 1984 |
| | 550-3072MPSV | Veneer | 72 | 30 | 30 | 153 | 43.9 | W\$ 2764 |
| | 48"W | | | | | | | |
| | 550-3048MPS | TFL | 48 | 30 | 30 | 112 | 28.4 | T\$ 1536 |
| | 550-3048MPSH | HPL | 48 | 30 | 30 | 112 | 28.4 | P\$ 1687 |
| | 550-3048MPSV | Veneer | 48 | 30 | 30 | 112 | 28.4 | W\$ 2485 |



Shown with MTSD Option

Must Specify (in this order):
 Model #
 Finish/Color
 Leg Color
 Power
 Monitor Stand

Description

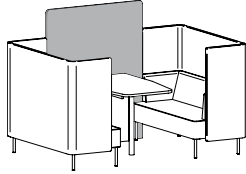

- Use with 60" High Surround Center Panels
- Not Recommended for Freestanding Application Due To Open Back
- Standard with: Square Edge and 2" Metal Tube Leg (Installed 15" from Front)
- 72" Units Feature a 51" Kneespace; 48" Units Feature 27" Kneespace
- Select from Aluminum or Chrome Legs; [See Leg Options](#) and Specify Leg Color
- End Panel Support Allows for Easy Routing and Concealing of Cables Through Wide, In-Column Channel
- Optional Monitor Stand and Power; Monitor Stand Fits Most 32" - 52" Screens (Mounting Pattern Range: VESA® 100x100mm - 600x400mm); Must Specify and Add (See Below)
- Wire Management Trough Included; 4¼" W x 46¾" L x 31½" H
- Some Assembly Required

Optional Monitor Stand: Specify & Add

| | | | |
|------|---------------|----|-----|
| MTSD | Monitor Stand | \$ | 675 |
|------|---------------|----|-----|

For ordering options, [see overview at the beginning of this section.](#)

| Item | Model No. | | Width | Depth | Height | Ship Wt | Cubic Ft | List Price | |
|---|-----------|-------------|-------|-------|--------|---------|----------|------------|------|
| HIGH SURROUND CENTER PANEL FOR MEDIA TABLE | 5560HP | TFL | 48 | 1 | 60 | 73.5 | 7.2 | T\$ | 711 |
| | 5560HPV | Veneer | 48 | 1 | 60 | 73.5 | 7.2 | W\$ | 1064 |
| | 5560HPU | Upholstered | 48 | 1 | 60 | 73.5 | 7.2 | See Below | |



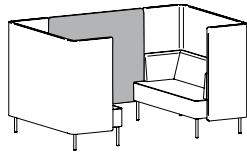
Description

- For Use with The Media Table; Requires Two Booth Settee or Booth Sofa Models (Specify Separately)
- Upholstery which is Railroad Cut (Across the Roll) Will Have a Seam Approximately 8" from Bottom
- Center Panel Sets on Floor; No Gap at Floor
- Attaches to Lounge Units with Hidden Fasteners; Reconfiguration Not Recommended
- For Upholstery, Select from Pre-Approved Upholsteries or Submit Approval Form; [See Approval Form](#)

| List Price/Grade | Yards | COM/1 | 2 | 3 | 4 | 5 | 6 | 7 | 8 | 9 | 10 |
|-------------------|-------|---------|------|------|------|------|------|------|------|------|------|
| Single Upholstery | 4.50 | \$ 1078 | 1312 | 1510 | 1704 | 1996 | 2293 | 2716 | 3157 | 3670 | 4264 |

Must Specify (in this order):
Model #
Finish/Color/Upholstery

| Item | Model No. | | Width | Depth | Height | Ship Wt | Cubic Ft | List Price | |
|---------------------------|-----------|-------------|-------|-------|--------|---------|----------|------------|-----|
| LOW SURROUND CENTER PANEL | 5540HP | TFL | 48 | 1 | 40 | 49 | 4.9 | T\$ | 573 |
| | 5540HPV | Veneer | 48 | 1 | 40 | 49 | 4.9 | W\$ | 854 |
| | 5540HPU | Upholstered | 48 | 1 | 40 | 49 | 4.9 | See Below | |



Description

- Requires Two Booth Settee or Booth Sofa Models (Specify Separately)
- Not Recommended for Use with Media Table
- Center Panel Aligns with Bottom of High Surround; 9" Gap at Floor
- Attaches to Lounge Units with Hidden Fasteners; Reconfiguration Not Recommended
- For Upholstery, Select from Pre-Approved Upholsteries or Submit Approval Form; [See Approval Form](#)

| List Price/Grade | Yards | COM/1 | 2 | 3 | 4 | 5 | 6 | 7 | 8 | 9 | 10 |
|-------------------|-------|--------|------|------|------|------|------|------|------|------|------|
| Single Upholstery | 3.25 | \$ 868 | 1037 | 1180 | 1320 | 1531 | 1746 | 2051 | 2370 | 2740 | 3169 |

Must Specify (in this order):
Model #
Finish/Color/Upholstery

For ordering options, [see overview at the beginning of this section.](#)

| Item | Model No. | Chair Width | Chair Depth | Chair Height | Seat Width | Seat Depth | Seat Height | Arm Height | Ship Wt | Cubic Ft |
|--------------------|-----------|-------------|-------------|--------------|------------|------------|-------------|------------|---------|----------|
| MODULAR CLUB CHAIR | 550N | 24 | 24 | 29½ | 24 | 18¼ | 17½ | - | 40 | 24 |



Must Specify (in this order):

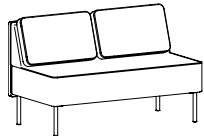
- Model #
- Primary Upholstery
- Surround Upholstery
- Pillow Upholstery
- Leg Color
- Tablet Arm
- Tablet Color
- Power

Description

- Available with Contrasting Upholstery ([See Details](#))
- Includes Ganging Hardware
- Select Aluminum (ALUM) or Chrome (CHRM) Legs; Must Specify Leg Color
- For Optional Pillow Back; Add Pillow Pricing Below and [See Pillow Upholstery Options](#)
- Additional Options: [Tablet Arm Options](#), and [Power Locations](#)

| List Price/Grade | Yards | COM/1 | 2 | 3 | 4 | 5 | 6 | 7 | 8 | 9 | 10 | L1 | L2 |
|------------------------|-------|---------|------|------|------|------|------|------|------|------|------|------|------|
| Single Upholstery | 3.25 | \$ 2539 | 2708 | 2851 | 2991 | 3202 | 3417 | 3722 | 4041 | 4411 | 4840 | 3612 | 4070 |
| Contrasting Upholstery | | | | | | | | | | | | | |
| Primary | 2.25 | \$ 2539 | 2656 | 2755 | 2852 | 2998 | 3147 | 3358 | 3579 | 3835 | 4132 | 3282 | 3599 |
| Surround | 1.00 | \$ 0 | 52 | 96 | 139 | 204 | 270 | 364 | 462 | 576 | 708 | 330 | 471 |
| Optional Pillow (1) | 1.25 | \$ 298 | 363 | 418 | 472 | 553 | 636 | 753 | 876 | 1018 | 1183 | 711 | 887 |

| | | | | | | | | | | |
|----------------|-------|----|----|-----|----|-----|-----|---|----|------|
| MODULAR SETTEE | 5502N | 48 | 24 | 29½ | 48 | 18¼ | 17½ | - | 68 | 43.2 |
|----------------|-------|----|----|-----|----|-----|-----|---|----|------|



Shown with Optional Pillows

Must Specify (in this order):

- Model #
- Primary Upholstery
- Surround Upholstery
- Pillow Upholstery
- Leg Color
- Tablet Arm
- Tablet Color
- Power

Description

- Available with Contrasting Upholstery ([See Details](#))
- Includes Ganging Hardware
- Select Aluminum (ALUM) or Chrome (CHRM) Legs; Must Specify Leg Color
- For Optional Pillow Back; Add Pillow Pricing Below and [See Pillow Upholstery Options](#)
- Additional Options: [Tablet Arm Options](#), and [Power Locations](#)

| List Price/Grade | Yards | COM/1 | 2 | 3 | 4 | 5 | 6 | 7 | 8 | 9 | 10 | L1 | L2 |
|------------------------|-------|---------|------|------|------|------|------|------|------|------|------|------|------|
| Single Upholstery | 4.50 | \$ 3369 | 3603 | 3801 | 3995 | 4287 | 4584 | 5007 | 5448 | 5961 | 6555 | 4854 | 5489 |
| Contrasting Upholstery | | | | | | | | | | | | | |
| Primary | 3.00 | \$ 3369 | 3525 | 3657 | 3786 | 3981 | 4179 | 4461 | 4755 | 5097 | 5493 | 4359 | 4782 |
| Surround | 1.50 | \$ 0 | 78 | 144 | 209 | 306 | 405 | 546 | 693 | 864 | 1062 | 495 | 707 |
| Optional Pillows (2) | 1.50 | \$ 543 | 621 | 687 | 752 | 849 | 948 | 1089 | 1236 | 1407 | 1605 | 1038 | 1250 |

| | | | | | | | | | | |
|------|-------|----|----|-----|----|-----|-----|---|----|------|
| SOFA | 5503N | 72 | 24 | 29½ | 72 | 18¼ | 17½ | - | 88 | 69.1 |
|------|-------|----|----|-----|----|-----|-----|---|----|------|



Must Specify (in this order):

- Model #
- Primary Upholstery
- Surround Upholstery
- Pillow Upholstery
- Leg Color
- Tablet Arm
- Tablet Color
- Power


Description

- Available with Contrasting Upholstery ([See Details](#))
- Includes Ganging Hardware
- Select Aluminum (ALUM) or Chrome (CHRM) Legs; Must Specify Leg Color
- For Optional Pillow Back; Add Pillow Pricing Below and [See Pillow Upholstery Options](#)
- Additional Options: [Tablet Arm Options](#), and [Power Locations](#)

| List Price/Grade | Yards | COM/1 | 2 | 3 | 4 | 5 | 6 | 7 | 8 | 9 | 10 | L1 | L2 |
|------------------------|-------|---------|------|------|------|------|------|------|------|------|------|------|------|
| Single Upholstery | 6.25 | \$ 4132 | 4457 | 4732 | 5001 | 5407 | 5820 | 6407 | 7020 | 7732 | 8557 | 6195 | 7076 |
| Contrasting Upholstery | | | | | | | | | | | | | |
| Primary | 4.25 | 4132 | 4353 | 4540 | 4723 | 4999 | 5280 | 5679 | 6096 | 6580 | 7141 | 5535 | 6134 |
| Surround | 2.00 | 0 | 104 | 192 | 278 | 408 | 540 | 728 | 924 | 1152 | 1416 | 660 | 942 |
| Optional Pillows (3) | 2.00 | 802 | 906 | 994 | 1080 | 1210 | 1342 | 1530 | 1726 | 1954 | 2218 | 1462 | 1744 |

For ordering options, [see overview at the beginning of this section.](#)

| Item | Model No. | Chair Width | Chair Depth | Chair Height | Seat Width | Seat Depth | Seat Height | Arm Height | Ship Wt | Cubic Ft |
|---------------------------------------|-----------|-------------|-------------|--------------|------------|------------|-------------|------------|---------|----------|
| MODULAR CLUB CHAIR WITH HIGH SURROUND | 550NH | 24 | 24 | 49 | 24 | 18¼ | 17½ | - | 50 | 43.2 |



Must Specify (in this order):


- Model #
- Primary Upholstery
- High Surround Upholstery
- Pillow Upholstery
- Leg Color
- Tablet Arm
- Tablet Color
- Power

Description

- Available with Contrasting Upholstery ([See Details](#))
- Includes Ganging Hardware
- Select Aluminum (ALUM) or Chrome (CHRM) Legs; Must Specify Leg Color
- For Optional Pillow Back; Add Pillow Pricing Below and [See Pillow Upholstery Options](#)
- Additional Options: [Tablet Arm Options](#), and [Power Locations](#)
- For High Surround, Select from Pre-Approved Upholsteries or Submit Approval Form; [See Approval Form](#)

| List Price/Grade | Yards | COM/1 | 2 | 3 | 4 | 5 | 6 | 7 | 8 | 9 | 10 |
|------------------------|-------|---------|------|------|------|------|------|------|------|------|------|
| Single Upholstery | 5.00 | \$ 2902 | 3162 | 3382 | 3597 | 3922 | 4252 | 4722 | 5212 | 5782 | 6442 |
| Contrasting Upholstery | | | | | | | | | | | |
| Primary | 2.25 | \$ 2902 | 3019 | 3118 | 3215 | 3361 | 3510 | 3721 | 3942 | 4198 | 4495 |
| High Surround | 2.75 | \$ 0 | 143 | 264 | 382 | 561 | 742 | 1001 | 1270 | 1584 | 1947 |
| Optional Pillow (1) | 1.25 | \$ 298 | 363 | 418 | 472 | 553 | 636 | 753 | 876 | 1018 | 1183 |

| | | | | | | | | | | |
|-----------------------------------|--------|----|----|----|----|-----|-----|---|----|------|
| MODULAR SETTEE WITH HIGH SURROUND | 5502NH | 48 | 24 | 49 | 48 | 18¼ | 17½ | - | 88 | 61.9 |
|-----------------------------------|--------|----|----|----|----|-----|-----|---|----|------|



Must Specify (in this order):

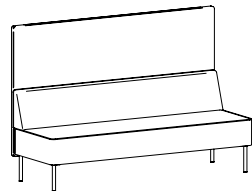
- Model #
- Primary Upholstery
- High Surround Upholstery
- Pillow Upholstery
- Leg Color
- Tablet Arm
- Tablet Color
- Power

Description

- Available with Contrasting Upholstery ([See Details](#))
- Includes Ganging Hardware
- Select Aluminum (ALUM) or Chrome (CHRM) Legs; Must Specify Leg Color
- For Optional Pillow Back; Add Pillow Pricing Below and [See Pillow Upholstery Options](#)
- Additional Options: [Tablet Arm Options](#), and [Power Locations](#)
- For High Surround, Select from Pre-Approved Upholsteries or Submit Approval Form; [See Approval Form](#)

| List Price/Grade | Yards | COM/1 | 2 | 3 | 4 | 5 | 6 | 7 | 8 | 9 | 10 |
|------------------------|-------|---------|------|------|------|------|------|------|------|------|------|
| Single Upholstery | 6.25 | \$ 3827 | 4152 | 4427 | 4696 | 5102 | 5515 | 6102 | 6715 | 7427 | 8252 |
| Contrasting Upholstery | | | | | | | | | | | |
| Primary | 3.00 | \$ 3827 | 3983 | 4115 | 4244 | 4439 | 4637 | 4919 | 5213 | 5555 | 5951 |
| High Surround | 3.25 | \$ 0 | 169 | 312 | 452 | 663 | 878 | 1183 | 1502 | 1872 | 2301 |
| Optional Pillows (2) | 1.50 | \$ 543 | 621 | 687 | 752 | 849 | 948 | 1089 | 1236 | 1407 | 1605 |

| | | | | | | | | | | |
|---------------------------------|--------|----|----|----|----|-----|-----|---|-----|------|
| MODULAR SOFA WITH HIGH SURROUND | 5503NH | 72 | 24 | 49 | 72 | 18¼ | 17½ | - | 118 | 99.0 |
|---------------------------------|--------|----|----|----|----|-----|-----|---|-----|------|



Must Specify (in this order):

- Model #
- Primary Upholstery
- High Surround Upholstery
- Pillow Upholstery
- Leg Color
- Tablet Arm
- Tablet Color
- Power

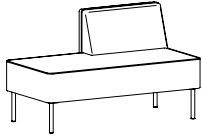
Description

- Available with Contrasting Upholstery ([See Details](#))
- Select Aluminum (ALUM) or Chrome (CHRM) Legs; Must Specify Leg Color
- Includes Ganging Hardware
- For Optional Pillow Back; Add Pillow Pricing Below and [See Pillow Upholstery Options](#)
- Additional Options: [Tablet Arm Options](#), and [Power Locations](#)
- For High Surround, Select from Pre-Approved Upholsteries or Submit Approval Form; [See Approval Form](#)

| List Price/Grade | Yards | COM/1 | 2 | 3 | 4 | 5 | 6 | 7 | 8 | 9 | 10 |
|------------------------|-------|---------|------|------|------|------|------|------|------|------|-------|
| Single Upholstery | 8.75 | \$ 4862 | 5317 | 5702 | 6078 | 6647 | 7225 | 8047 | 8905 | 9902 | 11057 |
| Contrasting Upholstery | | | | | | | | | | | |
| Primary | 4.25 | \$ 4862 | 5083 | 5270 | 5453 | 5729 | 6010 | 6409 | 6826 | 7310 | 7871 |
| High Surround | 4.50 | \$ 0 | 234 | 432 | 625 | 918 | 1215 | 1638 | 2079 | 2592 | 3186 |
| Optional Pillows (3) | 2.00 | \$ 802 | 906 | 994 | 1080 | 1210 | 1342 | 1530 | 1726 | 1954 | 2218 |

For ordering options, [see overview at the beginning of this section.](#)

| Item | Model No. | Chair Width | Chair Depth | Chair Height | Seat Width | Seat Depth | Seat Height | Arm Height | Ship Wt | Cubic Ft | |
|------------------------------|----------------------|-------------|-------------|--------------|------------|------------|-------------|------------|---------|----------|------|
| MODULAR CHAISE SETTEE | Back on Left | | | | | | | | | | |
| | Back on Right | | | | | | | | | | |
| | 5502CL | 5502CR | 48 | 24 | 29½ | 48 | 18¼ | 17½ | - | 50 | 43.2 |



Shown as Right

Must Specify (in this order):

- Model #
- Primary Upholstery
- Surround Upholstery
- Pillow Upholstery
- Leg Color
- Tablet Arm
- Tablet Color
- Power

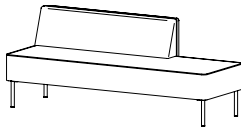
Description

- Available with Contrasting Upholstery ([See Details](#))
- Includes Ganging Hardware
- Select Aluminum (ALUM) or Chrome (CHRM) Legs; Must Specify Leg Color
- For Optional Pillow Back; Add Pillow Pricing Below and [See Pillow Upholstery Options](#)
- Additional Options: [Tablet Arm Options](#), and [Power Locations](#)

| List Price/Grade | Yards | COM/1 | 2 | 3 | 4 | 5 | 6 | 7 | 8 | 9 | 10 | L1 | L2 |
|-------------------------------|-------|---------|------|------|------|------|------|------|------|------|------|------|------|
| Single Upholstery | 4.00 | \$ 3072 | 3280 | 3456 | 3628 | 3888 | 4152 | 4528 | 4920 | 5376 | 5904 | 4392 | 4956 |
| Contrasting Upholstery | | | | | | | | | | | | | |
| Primary | 3.00 | \$ 3072 | 3228 | 3360 | 3489 | 3684 | 3882 | 4164 | 4458 | 4800 | 5196 | 4062 | 4485 |
| Surround | 1.00 | \$ 0 | 52 | 96 | 139 | 204 | 270 | 364 | 462 | 576 | 708 | 330 | 471 |
| Optional Pillow (1) | 1.25 | \$ 298 | 363 | 418 | 472 | 553 | 636 | 753 | 876 | 1018 | 1183 | 711 | 887 |

MODULAR CHAISE SOFA

| Model No. | Back on Left | Back on Right | Chair Width | Chair Depth | Chair Height | Seat Width | Seat Depth | Seat Height | Arm Height | Ship Wt | Cubic Ft |
|-----------|--------------|---------------|-------------|-------------|--------------|------------|------------|-------------|------------|---------|----------|
| 5503CL | 5503CR | | 72 | 24 | 29½ | 72 | 18¼ | 17½ | - | 78 | 69.1 |



Shown as Left

Must Specify (in this order):

- Model #
- Primary Upholstery
- Surround Upholstery
- Pillow Upholstery
- Leg Color
- Tablet Arm
- Tablet Color
- Power

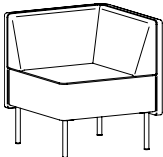
Description

- Available with Contrasting Upholstery ([See Details](#))
- Includes Ganging Hardware
- Select Aluminum (ALUM) or Chrome (CHRM) Legs; Must Specify Leg Color
- For Optional Pillow Back; Add Pillow Pricing Below and [See Pillow Upholstery Options](#)
- Additional Options: [Tablet Arm Options](#), and [Power Locations](#)

| List Price/Grade | Yards | COM/1 | 2 | 3 | 4 | 5 | 6 | 7 | 8 | 9 | 10 | L1 | L2 |
|-------------------------------|-------|---------|------|------|------|------|------|------|------|------|------|------|------|
| Single Upholstery | 5.75 | \$ 4061 | 4360 | 4613 | 4860 | 5234 | 5614 | 6154 | 6718 | 7373 | 8132 | 5959 | 6769 |
| Contrasting Upholstery | | | | | | | | | | | | | |
| Primary | 4.25 | \$ 4061 | 4282 | 4469 | 4652 | 4928 | 5209 | 5608 | 6025 | 6509 | 7070 | 5464 | 6063 |
| Surround | 1.50 | \$ 0 | 78 | 144 | 208 | 306 | 405 | 546 | 693 | 864 | 1062 | 495 | 706 |
| Optional Pillows (2) | 1.50 | \$ 543 | 621 | 687 | 752 | 849 | 948 | 1089 | 1236 | 1407 | 1605 | 1038 | 1250 |

MODULAR CORNER UNIT

| Model No. | Chair Width | Chair Depth | Chair Height | Seat Width | Seat Depth | Seat Height | Arm Height | Ship Wt | Cubic Ft |
|-----------|-------------|-------------|--------------|------------|------------|-------------|------------|---------|----------|
| 550-90C | 24 | 24 | 29½ | 18¼ | 18¼ | 17½ | 29% | 85 | 24 |



Must Specify (in this order):

- Model #
- Primary Upholstery
- Surround Upholstery
- Pillow Upholstery
- Leg Color
- Power


Description

- Available with Contrasting Upholstery ([See Details](#))
- Tablet Arm Not Available
- Includes Ganging Hardware
- Select Aluminum (ALUM) or Chrome (CHRM) Legs; Must Specify Leg Color
- For Optional Pillow Back; Add Pillow Pricing Below and [See Pillow Upholstery Options](#)
- Additional Options: [Tablet Arm Options](#), and [Power Locations](#)

| List Price/Grade | Yards | COM/1 | 2 | 3 | 4 | 5 | 6 | 7 | 8 | 9 | 10 | L1 | L2 |
|-------------------------------|-------|---------|------|------|------|------|------|------|------|------|------|------|------|
| Single Upholstery | 4.00 | \$ 2984 | 3192 | 3368 | 3540 | 3800 | 4064 | 4440 | 4832 | 5288 | 5816 | 4304 | 4868 |
| Contrasting Upholstery | | | | | | | | | | | | | |
| Primary | 2.50 | \$ 2984 | 3114 | 3224 | 3332 | 3494 | 3659 | 3894 | 4139 | 4424 | 4754 | 3809 | 4162 |
| Surround | 1.50 | \$ 0 | 78 | 144 | 208 | 306 | 405 | 546 | 693 | 864 | 1062 | 495 | 706 |
| Optional Pillows (2) | 1.50 | \$ 543 | 621 | 687 | 752 | 849 | 948 | 1089 | 1236 | 1407 | 1605 | 1038 | 1250 |

For ordering options, [see overview at the beginning of this section.](#)

| Item | Model No. | Chair Width | Chair Depth | Chair Height | Seat Width | Seat Depth | Seat Height | Arm Height | Ship Wt | Cubic Ft | |
|---|----------------------|-------------|-------------|--------------|------------|------------|-------------|------------|---------|----------|------|
| MODULAR CHAISE SETTEE WITH HIGH SURROUND | Back on Left | | | | | | | | | | |
| | Back on Right | | | | | | | | | | |
| | 5502CHL | 5502CHR | 48 | 24 | 49 | 48 | 18¼ | 17½ | - | 60 | 61.9 |



Shown as Right

Must Specify (in this order):

- Model #
- Primary Upholstery
- High Surround Upholstery
- Pillow Upholstery
- Leg Color
- Tablet Arm
- Tablet Color
- Power

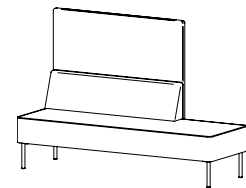
Description

- Available with Contrasting Upholstery ([See Details](#))
- Includes Ganging Hardware
- Select Aluminum (ALUM) or Chrome (CHRM) Legs; Must Specify Leg Color
- For Optional Pillow Back; Add Pillow Pricing Below and [See Pillow Upholstery Options](#)
- Additional Options: [Tablet Arm Options](#), and [Power Locations](#)
- For High Surround, Select from Pre-Approved Upholsteries or Submit Approval Form; [See Approval Form](#)

| List Price/Grade | Yards | COM/1 | 2 | 3 | 4 | 5 | 6 | 7 | 8 | 9 | 10 |
|-------------------------------|-------|---------|------|------|------|------|------|------|------|------|------|
| Single Upholstery | 5.75 | \$ 3431 | 3730 | 3983 | 4230 | 4604 | 4984 | 5524 | 6088 | 6743 | 7502 |
| Contrasting Upholstery | | | | | | | | | | | |
| Primary | 3.00 | \$ 3431 | 3587 | 3719 | 3848 | 4043 | 4241 | 4523 | 4817 | 5159 | 5555 |
| High Surround | 2.75 | \$ 0 | 143 | 264 | 382 | 561 | 742 | 1001 | 1270 | 1584 | 1947 |
| Optional Pillow (1) | 1.25 | \$ 298 | 363 | 418 | 472 | 553 | 636 | 753 | 876 | 1018 | 1183 |

MODULAR CHAISE SOFA WITH HIGH SURROUND

| Back on Left | Back on Right | | | | | | | | | |
|--------------|---------------|----|----|----|----|-----|-----|---|----|------|
| 5503CHL | 5503CHR | 72 | 24 | 49 | 72 | 18¼ | 17½ | - | 98 | 98.2 |



Shown as Left

Must Specify (in this order):

- Model #
- Primary Upholstery
- High Surround Upholstery
- Pillow Upholstery
- Leg Color
- Tablet Arm
- Tablet Color
- Power


Description

- Available with Contrasting Upholstery ([See Details](#))
- Includes Ganging Hardware
- Select Aluminum (ALUM) or Chrome (CHRM) Legs; Must Specify Leg Color
- For Optional Pillow Back; Add Pillow Pricing Below and [See Pillow Upholstery Options](#)
- Additional Options: [Tablet Arm Options](#), and [Power Locations](#)
- For High Surround, Select from Pre-Approved Upholsteries or Submit Approval Form; [See Approval Form](#)

| List Price/Grade | Yards | COM/1 | 2 | 3 | 4 | 5 | 6 | 7 | 8 | 9 | 10 |
|-------------------------------|-------|---------|------|------|------|------|------|------|------|------|------|
| Single Upholstery | 7.50 | \$ 4557 | 4947 | 5277 | 5600 | 6087 | 6582 | 7287 | 8022 | 8877 | 9867 |
| Contrasting Upholstery | | | | | | | | | | | |
| Primary | 4.25 | \$ 4557 | 4778 | 4965 | 5148 | 5424 | 5705 | 6104 | 6521 | 7005 | 7566 |
| High Surround | 3.25 | \$ 0 | 169 | 312 | 452 | 663 | 877 | 1183 | 1501 | 1872 | 2301 |
| Optional Pillows (2) | 1.50 | \$ 543 | 621 | 687 | 752 | 849 | 948 | 1089 | 1236 | 1407 | 1605 |

MODULAR CORNER UNIT WITH HIGH SURROUND

| | | | | | | | | | |
|----------|----|----|----|-----|-----|-----|-----|-----|------|
| 550-90CH | 24 | 24 | 49 | 18¼ | 18¼ | 17½ | 29% | 104 | 34.4 |
|----------|----|----|----|-----|-----|-----|-----|-----|------|



Description

- Available with Contrasting Upholstery ([See Details](#))
- Tablet Arm Not Available
- Includes Ganging Hardware
- Select Aluminum (ALUM) or Chrome (CHRM) Legs; Must Specify Leg Color
- For Optional Pillow Back; Add Pillow Pricing Below and [See Pillow Upholstery Options](#)
- Additional Options: [Tablet Arm Options](#), and [Power Locations](#)
- For High Surround, Select from Pre-Approved Upholsteries or Submit Approval Form; [See Approval Form](#)

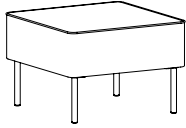
Must Specify (in this order):

- Model #
- Primary Upholstery
- High Surround Upholstery
- Pillow Upholstery
- Leg Color
- Power

| List Price/Grade | Yards | COM/1 | 2 | 3 | 4 | 5 | 6 | 7 | 8 | 9 | 10 |
|-------------------------------|-------|---------|------|------|------|------|------|------|------|------|------|
| Single Upholstery | 5.25 | \$ 3526 | 3799 | 4030 | 4256 | 4597 | 4944 | 5437 | 5952 | 6550 | 7243 |
| Contrasting Upholstery | | | | | | | | | | | |
| Primary | 2.50 | \$ 3526 | 3656 | 3766 | 3874 | 4036 | 4201 | 4436 | 4681 | 4966 | 5296 |
| High Surround | 2.75 | \$ 0 | 143 | 264 | 382 | 561 | 743 | 1001 | 1271 | 1584 | 1947 |
| Optional Pillows (2) | 1.50 | \$ 543 | 621 | 687 | 752 | 849 | 948 | 1089 | 1236 | 1407 | 1605 |

For ordering options, [see overview at the beginning of this section.](#)

| Item | Model No. | Chair Width | Chair Depth | Chair Height | Seat Width | Seat Depth | Seat Height | Arm Height | Ship Wt | Cubic Ft |
|-----------------|------------|-------------|-------------|--------------|------------|------------|-------------|------------|---------|----------|
| MODULAR OTTOMAN | 550-2424OT | - | - | - | 24 | 24 | 17½ | - | 23 | 18.3 |



Must Specify (in this order):

- Model #
- Upholstery
- Leg Color
- Tablet Arm
- Tablet Color
- Power

Description

- Includes Ganging Hardware
- Select Aluminum (ALUM) or Chrome (CHRM) Legs; Must Specify Leg Color
- Additional Options: [Tablet Arm Options](#) and [Power Locations](#)

| List Price/Grade | Yards | COM/1 | 2 | 3 | 4 | 5 | 6 | 7 | 8 | 9 | 10 | L1 | L2 |
|-------------------|-------|---------|------|------|------|------|------|------|------|------|------|------|------|
| Single Upholstery | 1.50 | \$ 1180 | 1258 | 1324 | 1389 | 1486 | 1585 | 1726 | 1873 | 2044 | 2242 | 1675 | 1887 |

| | | | | | | | | | | |
|---------------|------------|---|---|---|----|----|-----|---|----|------|
| MODULAR BENCH | 550-5024RT | - | - | - | 50 | 24 | 17½ | - | 32 | 43.2 |
|---------------|------------|---|---|---|----|----|-----|---|----|------|



Must Specify (in this order):

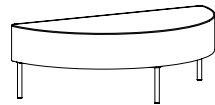
- Model #
- Upholstery
- Leg Color
- Tablet Arm
- Tablet Color
- Power

Description

- **For Freestanding Use or May** Used to “Cap” Two Units Placed Back to Back (For Example, [See 550-4](#))
- Includes Ganging Hardware
- Select Aluminum (ALUM) or Chrome (CHRM) Legs; Must Specify Leg Color
- Additional Options: [Tablet Arm Options](#) and [Power Locations](#)

| List Price/Grade | Yards | COM/1 | 2 | 3 | 4 | 5 | 6 | 7 | 8 | 9 | 10 | L1 | L2 |
|-------------------|-------|---------|------|------|------|------|------|------|------|------|------|------|------|
| Single Upholstery | 2.25 | \$ 1744 | 1861 | 1960 | 2057 | 2203 | 2352 | 2563 | 2784 | 3040 | 3337 | 2487 | 2804 |

| | | | | | | | | | | |
|--------------------------|------------|---|---|---|----|----|-----|---|----|------|
| MODULAR HALF ROUND BENCH | 550-5024HR | - | - | - | 50 | 24 | 17½ | - | 33 | 43.2 |
|--------------------------|------------|---|---|---|----|----|-----|---|----|------|



Must Specify (in this order):

- Model #
- Upholstery
- Leg Color
- Tablet Arm
- Tablet Color
- Power

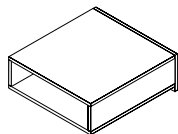
Description

- **For Freestanding Use or May** Used to “Cap” Two Units Placed Back to Back (For Example, [See 550-5](#))
- Select Aluminum (ALUM) or Chrome (CHRM) Legs; Must Specify Leg Color
- Tablet Arm Not Available
- Includes Ganging Hardware

| List Price/Grade | Yards | COM/1 | 2 | 3 | 4 | 5 | 6 | 7 | 8 | 9 | 10 | L1 | L2 |
|-------------------|-------|---------|------|------|------|------|------|------|------|------|------|------|------|
| Single Upholstery | 2.50 | \$ 1449 | 1579 | 1689 | 1797 | 1959 | 2124 | 2359 | 2604 | 2889 | 3219 | 2274 | 2627 |

| Item | Model No. | Width | Depth | Height | Ship Wt | Cubic Ft | List Price |
|------|-----------|-------|-------|--------|---------|----------|------------|
|------|-----------|-------|-------|--------|---------|----------|------------|

MODULAR GANGING TABLE



Must Specify (in this order):

- Model #
- Finish/Color
- Power

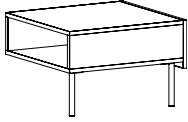
| | | | | | | | |
|-------------|--------|----|----|----|----|-----|----------|
| 24”W | | | | | | | |
| 550-2426GT | TFL | 24 | 24 | 9¼ | 46 | 4.7 | T\$ 794 |
| 550-2426GTH | HPL | 24 | 24 | 9¼ | 46 | 4.7 | P\$ 929 |
| 550-2426GTV | Veneer | 24 | 24 | 9¼ | 46 | 4.7 | W\$ 1459 |
| 18”W | | | | | | | |
| 550-1826GT | TFL | 18 | 24 | 9¼ | 36 | 3.9 | T\$ 751 |
| 550-1826GTH | HPL | 18 | 24 | 9¼ | 36 | 3.9 | P\$ 893 |
| 550-1826GTV | Veneer | 18 | 24 | 9¼ | 36 | 3.9 | W\$ 1365 |

Description

- Includes Ganging Hardware
- Optional Power; [See Location Options](#)

T = TFL P = HPL W = Veneer

For ordering options, [see overview at the beginning of this section.](#)

| Item | Model No. | | Width | Depth | Height | Ship Wt | Cubic Ft | List Price |
|---|-------------|--------|-------|-------|--------|---------|----------|------------|
|  <p>MODULAR GANGING END TABLE</p> | 550-2426ET | TFL | 24 | 24 | 17 | 46 | 4.7 | T\$ 932 |
| | 550-2426ETH | HPL | 24 | 24 | 17 | 46 | 4.7 | P\$ 1070 |
| | 550-2426ETV | Veneer | 24 | 24 | 17 | 46 | 4.7 | W\$ 1628 |
| | 550-1826ET | TFL | 18 | 24 | 17 | 36 | 3.9 | T\$ 886 |
| | 550-1826ETH | HPL | 18 | 24 | 17 | 36 | 3.9 | P\$ 1027 |
| | 550-1826ETV | Veneer | 18 | 24 | 17 | 36 | 3.9 | W\$ 1488 |

Must Specify (in this order):
 Model #
 Finish/Color
 Leg Color
 Power

Description

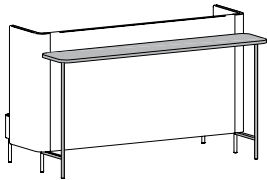
- Front to Back Grain Direction
- Select Aluminum (ALUM) or Chrome (CHRM) Legs; Must Specify Leg Color
- Includes Ganging Hardware
- Optional Power; [See Location Options](#)
- Some Assembly Required; Legs Installed on Left or Right in Field

| | | | | | | | | |
|--|--------------|--------|----|----|-----|----|-----|----------|
|  <p>MODULAR GANGING CORNER TABLE</p> | 550-9026CGT | TFL | 24 | 24 | 17½ | 49 | 8.3 | T\$ 876 |
| | 550-9026CGTH | HPL | 24 | 24 | 17½ | 49 | 8.3 | P\$ 998 |
| | 550-9026CGTV | Veneer | 24 | 24 | 17½ | 49 | 8.3 | W\$ 1517 |

Must Specify (in this order):
 Model #
 Finish/Color
 Leg Color
 Power

Description

- Select Aluminum (ALUM) or Chrome (CHRM) Legs; Must Specify Leg Color
- Includes Ganging Hardware
- Optional Power; [See Location Options](#)
- Some Assembly Required

|  <p>BISTRO TABLE</p> | For Use with Sofas | | | | | | | |
|--|--------------------|--------|----|----|----|-----|----------|----------|
| | 550-1681BT | TFL | 81 | 16 | 42 | 36 | 3.9 | T\$ 1029 |
| | 550-1681BTH | HPL | 81 | 16 | 42 | 36 | 3.9 | P\$ 1232 |
| | 550-1681BTV | Veneer | 81 | 16 | 42 | 36 | 3.9 | W\$ 1422 |
| For Use with Settees | | | | | | | | |
| 550-1657BT | TFL | 57 | 16 | 42 | 36 | 2.6 | T\$ 963 | |
| 550-1657BTH | HPL | 57 | 16 | 42 | 36 | 2.6 | P\$ 1149 | |
| 550-1657BTV | Veneer | 57 | 16 | 42 | 36 | 2.6 | W\$ 1335 | |

Must Specify (in this order):
 Model #
 Finish/Color
 Leg Color
 Hook

Description

- Must be Used with High Surround Booth Application
- Select Aluminum (ALUM) or Chrome (CHRM) Legs; Must Specify Leg Color
- Includes Installation Hardware
- Some Assembly Required

Leg Options: Specify & Add

| | | |
|------|----------|--------|
| ALUM | Aluminum | STD |
| CHRM | Chrome | \$ 108 |

Optional Purse Hook: Specify & Add

| | | |
|---|------------------|-------|
| 01-HOOK | Black Purse Hook | \$ 79 |
| 2" x 2 5/8"; Includes Mounting Hardware | | |



T = TFL P = HPL W = Veneer

For ordering options, [see overview at the beginning of this section.](#)

| Item | Model No. | Width | Depth | Height | Ship Wt | Cubic Ft | List Price | |
|------------------|-------------|-------|--------------------|--------------------|---------|----------|------------|--------|
| WIRELESS CHARGER | 01-DOCK950W | White | 3 $\frac{3}{16}$ " | 3 $\frac{3}{16}$ " | - | 1 | 0.2 | \$ 265 |
| | 01-DOCK950B | Black | | | | | | |



Open Market Only

Description

- For Use with Wireless Charging Enabled Devices
- 5 Watts Maximum Output with a Direct Current of 5V 2A and 10 Watts Maximum with Quick Charge 2.0
- Mounts in 76mm Round Cut-Out
- LED will Confirm Pairing with Device and Begin Wireless Charging

| | | | | | | | | |
|--------------------------|-------------|-------|---|---|-------------------|---|-----|--------|
| WIRELESS AND USB CHARGER | 01-DOCK150W | White | 3 | 3 | 3 $\frac{3}{4}$ " | 1 | 0.2 | \$ 405 |
| | 01-DOCK150B | Black | | | | | | |

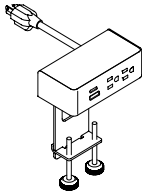


Open Market Only

Description

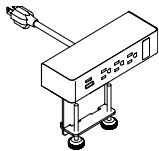
- For Use with Wireless Charging Enabled Devices and USB Charging Devices
- 5 Watt Maximum Output with a Direct Current Input of 5V 6A (Wireless Fast Charge)
- Pop-Up is 3 $\frac{3}{4}$ "H and Includes Three (3) USB Ports; One (1) 12 Watt Maximum with 2.4A (USB Fast Charge) and Two (2) 5 Watt with 1A (USB Standard Charge)
- Mounts in 76mm Round Cut-Out
- LED Light will Confirm Pairing with Device and Begin Wireless Charging
- UL and cUL Certified

| | | | | | | | | |
|---------------------|--------------|--------|-------------------|---|---|---|-----|--------|
| DUO CLAMP NEMA PLUG | 01-DUOCLAMPS | Silver | 5 $\frac{1}{2}$ " | 3 | 7 | 1 | 0.2 | \$ 572 |
| | 01-DUOCLAMPW | White | | | | | | |
| | 01-DUOCLAMPB | Black | | | | | | |

**Description**



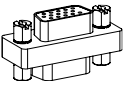
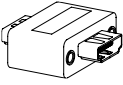
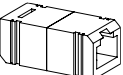
- Clamps to Top and Includes: Two (2) Power Outlet, **One (1) USB Charging Port and One (1) 60-Watt USB-C Power Delivery Port with GaN Technology with 10' Cord**
- Silver Metal Trim
- Independent USB Circuit Controllers Deliver up to 2.1 Amps to Each Post
- All Mounting Hardware Included
- FCC Part 15A and UL Approved for Horizontal and Vertical Applications
- 10' Cord

| | | | | | | | | |
|----------------------|---------------|--------|---|---|---|---|-----|--------|
| TRIO CLAMP NEMA PLUG | 01-TRIOCLAMPS | Silver | 8 | 3 | 7 | 1 | 0.2 | \$ 671 |
| | 01-TRIOCLAMPW | White | | | | | | |
| | 01-TRIOCLAMPB | Black | | | | | | |

**Description**


- Clamps to Top and Includes: Three (3) Power Outlets, **One (1) USB Charging Port, One (1) 60-Watt USB-C Power Delivery Port with GaN Technology, One (1) Open Data with 10' Cord**
- Silver Metal Trim
- Independent USB Circuit Controllers Deliver up to 2.1 Amps to Each Post
- HDMI, VGA, or RJ45 Accessories Sold Separately; See Below
- All Mounting Hardware Included
- FCC Part 15A and UL Approved for Horizontal and Vertical Applications

For ordering options, [see overview at the beginning of this section.](#)

| Item | Model No. | | Width | Depth | Height | Ship Wt | Cubic Ft | List Price |
|---|---|--------|-------|-------|--------|---------|----------|------------|
| DUO BEZEL NEMA PLUG  | 01-DUOBEZELS | Silver | 9 | 2½ | 3 | 1 | 0.2 | \$ 675 |
| | 01-DUOBEZELW | White | | | | | | |
| | 01-DUOBEZELB | Black | | | | | | |
| | Description <ul style="list-style-type: none"> Standard with: Two (2) Power Outlet, One (1) USB Charging Port and One (1) 60-Watt USB-C Power Delivery Port with GaN Technology with 10' Cord Worksurface Must Be Routed To Accept Unit, Which Sits Down Into Worksurface Supported By Attractive Slim Fit Bezel Independent USB Circuit Controllers Deliver up to 2.1 Amps to Each Post All Mounting Hardware Included FCC Part 15A and UL Approved for Horizontal and Vertical Applications | | | | | | | |
| TRIO BEZEL NEMA PLUG  | 01-TRIOBEZELS | Silver | 6½ | 2½ | 3¼ | 1 | 0.2 | \$ 725 |
| | 01-TRIOBEZELW | White | | | | | | |
| | 01-TRIOBEZELB | Black | | | | | | |
| | Description <ul style="list-style-type: none"> Standard with: Three (3) Power Outlets, One (1) USB Charging Port, One (1) 60-Watt USB-C Power Delivery Port with GaN Technology, One (1) Open Data with 10' Cord Worksurface Must Be Routed To Accept Unit, Which Sits Down Into Worksurface Supported By Attractive Slim Fit Bezel Independent USB Circuit Controllers Deliver up to 2.1 Amps to Each Post HDMI, VGA, or RJ45 Accessories Sold Separately All Mounting Hardware Included FCC Part 15A and UL Approved for Horizontal and Vertical Applications | | | | | | | |
| TRIO VGA DATA PORT ACCESSORY  | 01-LCOMVGA | | | | | | | \$ 121 |
| Description <ul style="list-style-type: none"> VGA Ports for Trio Units | | | | | | | | |
| TRIO HDMI DATA PORT ACCESSORY  | 01-LCOMHDMI | | | | | | | \$ 166 |
| Description <ul style="list-style-type: none"> HDMI Ports for Trio Units | | | | | | | | |
| Open Market Only | | | | | | | | |
| TRIO RJ45 DATA PORT ACCESSORY  | 01-LCOMRJ45 | | | | | | | \$ 79 |
| Description <ul style="list-style-type: none"> RJ45 Ports for Trio Units | | | | | | | | |

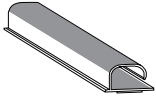
For ordering options, [see overview at the beginning of this section.](#)

| Item | Model No. | Width | Depth | Height | Ship Wt | Cubic Ft | List Price |
|------------|-----------|-------|-------|--------|---------|----------|------------|
| CABLE GRIP | 01-WMGRCB | - | - | - | 1 | 0.1 | \$ 17 |

**Description**

- Black Under Surface Wire Management
- Cable Grip Attaches with Four (4) Screws, Hardware Included

| | | | | | | | |
|--------------|----------|----|----|---|-----|-----|--------|
| WIRE CHANNEL | 01-32125 | 24 | 1½ | 1 | .25 | 0.3 | \$ 106 |
|--------------|----------|----|----|---|-----|-----|--------|

**Description**

- Available in Black
- Includes (2) Double-Sided Tape Ribbons for Easy Installation
- Open J Channel for Easy Wire Management

| | | | | | | | |
|--------------------|----------|-----|----|-----|----|-----|---------|
| VESTA POWER CENTER | 01-PDCTR | 10¼ | 12 | 28¼ | 14 | 2.5 | \$ 1776 |
|--------------------|----------|-----|----|-----|----|-----|---------|

**Description**

- Top Includes One (1) Power Outlet, Two (2) USB Ports and One (1) USBC Port; Base Includes Three (3) Outlet
- Available in White
- 120" Power Cord
- Built with Weight Distribution for Optimal Stability
- Base is 5" Tall

For ordering options, [see overview at the beginning of this section.](#)

This form is also available online at www.IndianaFurniture.com on the KickStart product page.

Not all standard upholsteries are suitable for all of our products. This is due to the range of stretch across textiles and the application and sewing techniques required to effectively upholster the various forms and features.

To ensure a proper fit and finish on the High Surround feature of our KickStart lounge models, we will require upholsteries to fit within a specific range of stretch. Further, upholstery patterns and stripes are highly discouraged on the High Surround as they will result in alignment issues on the feature itself and with other sections of the overall model.

To make specification easier for you, we have pre-approved upholsteries for use on the High Surround feature. These are included on the [Stinson Revive Card](#) and [Momentum Kickstart Card](#) and can be found under [our Textile Program](#). They include:

- | | | |
|-------------------|--------------------|-----------------|
| Ace (GR4) | Drift (GR6) | Outlander (GR4) |
| Artisan (GR3) | Ego (GR1) | Ritz (GR4) |
| Baxter (GR4) | Harrison (GR5) | Sarto (GR5) |
| Blip (GR3) | Highlight (GR3) | Scatter (GR1) |
| Bryant Park (GR3) | Inside Track (GR3) | Shift (GR3) |
| Carson CV (GR1) | Lorelai (GR6) | Sprint (GR3) |
| Crespo (GR1) | Moby (GR3) | |
| Cush (GR3) | Nestle (GR1) | |

We recognize that special needs may arise and we are pleased to accommodate customer selections, as long as they are approved through the below process.

Note: if upholstery is customer's own, a COM/COL Form will also need to be completed.

KICKSTART HIGH SURROUND APPROVAL INSTRUCTIONS:

Fill out the form below and attach a 6"x6" sample. Failure to complete this form and supply samples will delay the scheduling of the purchase order. Orders will not be scheduled and upholstery should not be ordered until Indiana Furniture has verified usage and provided approval.

Dealer Name _____ Phone _____ Email _____
 Contact Person _____ City _____ State _____ Zip _____
 Mill/Supplier _____ Pattern _____ Color _____

Attach 6"x6" swatch to this form. Send completed form and upholstery swatch to:

Indiana Furniture
 Attn: Customer Service
 1919 Hospitality Dr., Ste. A
 Jasper, IN 47546

FOR OFFICE USE ONLY:

Approved Not Approved Signed: _____ Date _____

Indiana Furniture Production/Quality

Advise Dealer of Decision: _____ Signed: _____

CSR

Notes: _____

Marquee guest seating combines the sleek look and feel of metal with unlimited flexibility. The ergonomic contoured back provides lumbar support and promotes circulation. Offered in five powder coat options and with upholstered or wood arm caps. Marquee can blend into any workplace setting – from office and conference rooms to waiting rooms and reception areas.

CONSTRUCTION

- Back is formed with bent plywood, while the seats are made of manufactured plywood
- High Grade Polyurethane Foam, 3" thick in the seat and 1¾" thick in a back
- ¾" diameter bolts fasten seat to the back
- Non-marring nylon glides included in each leg at floor level
- Textiles are sewn with double stitch seams
- Seating rated for users up to 275lbs
- Ships fully assembled

HOW TO ORDER EXAMPLE

| Model No. | Description | Example |
|-----------|--------------------|--------------------------|
| 427 | Frame Color | DC |
| | Primary Upholstery | Momentum Canter EPU Sand |
| | Accent Upholstery | Momentum Canter EPU Sand |
| | Metal Color | A |
| | Arm Cap, Finish | AW, TK |

WALL SAVER DESIGN

The Marquee chair features a wall saver design. The contoured frame can be placed against a wall without concern of scrtaching or scuffing.



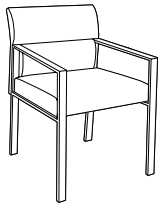
METAL FRAME POWDER COAT OPTIONS

| | | | |
|------|----------|------|--------------|
| ALUM | Aluminum | OYST | Oyster |
| BLK | Black | SUGC | Sugar Cookie |
| MIST | Mist | | |

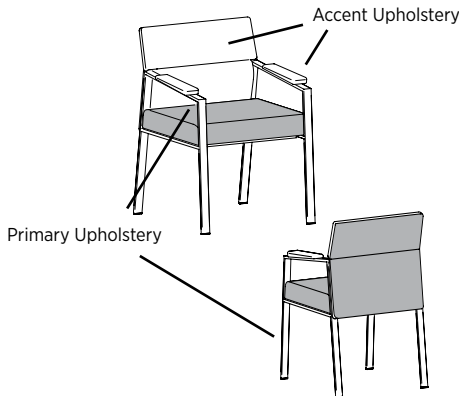
UPHOLSTERY OPTIONS

Available in single or contrasting upholsteries in a wide variety of graded-in or contract options, including fabric, vinyl, and leather.

Single Upholstery



Contrasting Upholstery



ARM CAP OPTIONS

| | | | |
|-----|---|----|-----|
| STD | No Arm Cap | \$ | STD |
| AW | Wood Arm Cap, Specify Finish | \$ | 167 |
| AU | Upholstered Arm Cap, Specify Upholstery | \$ | 91 |

WOOD FINISHES

Indiana Furniture uses a multi-step, hand finishing process on all exposed wood frames.

Chairs feature a catalyzed varnish finish which offers durability, lasting beauty, and resistance to normal wear.

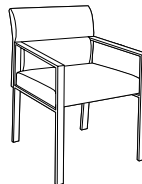
| | | | |
|-----|---------------------|-----|---------------------|
| AW | Artisan Walnut | MW | Mahogany Walnut |
| AS | Asian Night | MAS | Mesa Sunset* |
| BW | Beigewood* | MTS | Metropolis Sky |
| BL | Black | MNR | Midnight Run |
| CO | Columbian Walnut | NTM | Natural Marrone* |
| DC | Dark Cherry | ORW | Oak Riftwood* |
| DFW | Dark Forest Walnut* | PNW | Pinnacle Walnut |
| WH | Designer White | PTK | Portico Teak* |
| EF | Espresso | RC | River Cherry* |
| FO | Fawn Oak* | SCH | Select Cherry |
| FLW | Florence Walnut* | SPW | Sepia Walnut* |
| GC | Golden Cherry | SKC | Shaker Cherry |
| HVM | Harvest Maple* | SBP | Smoky Brown Pear* |
| HW | Harvest Walnut | TK | Studio Teak |
| HNW | Henna Walnut | SM | Sugar Maple |
| KHE | Kirsche | WTA | Weathered Ash* |
| LW | Legacy Walnut | WNB | White Nebbia |
| | | WC | Williamsburg Cherry |

* Finish is Low Sheen

CERTIFICATIONS & COMPLIANCE

- CAL 117-2013 Compliance
- Intertek Sustainability Certified
- BIFMA level® Certified
- BIFMA Compliant® Certified
- TSCA Title VI (CARB) Compliance
- Contributes to LEED®, Green Globes®, and WELL® Sustainable Programs

STATEMENT OF LINE



Guest Chair
427
[\(See Details\)](#)

| Item | Model No. | Chair Width | Chair Depth | Chair Height | Seat Width | Seat Depth | Seat Height | Arm Height | Ship Wt | Cubic Ft |
|-------------|-----------|-------------|-------------|--------------|------------|------------|-------------|------------|---------|----------|
| GUEST CHAIR | 427 | 24½ | 23½ | 33½ | 19⅞ | 18 | 18¾ | 25¼ | 32 | 23.7 |



Description

- Wall Saver Design
- Specify Frame Color ([See Frame Colors](#))
- Available with Contrasting Upholstery ([See Details](#))
- Optional Arm Caps ([See Details](#))

Must Specify (in this order):

- Model #
- Primary Upholstery
- Accent Upholstery
- Metal Color
- Arm Cap
- Arm Cap Finish

| List Price/Grade | Yards | COM/1 | 2 | 3 | 4 | 5 | 6 | 7 | 8 | 9 | 10 | L1 | L2 |
|------------------------|-------|---------|------|------|------|------|------|------|------|------|------|------|------|
| Single Upholstery | 2.25 | \$ 1985 | 2102 | 2201 | 2298 | 2444 | 2593 | 2804 | 3025 | 3281 | 3578 | 2728 | 3045 |
| Contrasting Upholstery | | | | | | | | | | | | | |
| Primary | 1.50 | \$ 1985 | 2063 | 2129 | 2194 | 2291 | 2390 | 2531 | 2678 | 2849 | 3047 | 2480 | 2692 |
| Accent | 0.75 | \$ 0 | 39 | 72 | 104 | 153 | 203 | 273 | 347 | 432 | 531 | 248 | 353 |

For ordering options, [see overview at the beginning of this section.](#)

In partnership with Pledge, a UK-based company, we welcome Natta.

Natta offers an agile solution for a variety of community spaces and meeting applications. With its simplicity of form, it can achieve a subtle effect and still provide an excellent solution for any meeting and breakout environment. Available in matching benches, stools and tables.

CONSTRUCTION

- Internal wood components are manufactured using Baltic Birch and exposed parts are European Beech
- All chair joints are double-doweled or mortised and tenoned, screwed, and glued for maximum strength and durability
- Frames are individually hand assembled and sanded prior to being finished; Bench Legs are 14"H and Stool Legs are 29¼"H and are sanded prior to finishing
- High Grade Polyurethane Foam, 1" thick on the Stool seat and back; ¾" thick on Bench seat
- Non-marring nylon glides included in each leg at floor level
- Tables have ½" thick HPL surface with 1mm PVC edge band and Square edge profile; Designer White, Sugar Maple, and Williamsburg Cherry feature ABS edge bands
- Stools and benches rated for users up to 275lbs
- Ships fully assembled

HOW TO ORDER EXAMPLE

BENCHES

| Model No. | Description | Example |
|-----------|--------------------------|---------------------------------|
| NA-1 | Leg Finish Upholstery | WTA CF Stinson Artisan Moody |

TABLES

| Model No. | Description | Example |
|-----------|-------------------------|------------|
| NAT-1 | Leg Finish Top Color | SBP SBP |

WOOD FINISHES AVAILABLE ON LEGS

| | |
|-------------------------|------------------------|
| AW Artisan Walnut | MW Mahogany Walnut |
| AS Asian Night | MAS Mesa Sunset* |
| BW Beigewood* | MTS Metropolis Sky |
| BL Black | MNR Midnight Run |
| CO Columbian Walnut | NTM Natural Marrone* |
| DC Dark Cherry | ORW Oak Riftwood* |
| DFW Dark Forest Walnut* | PNW Pinnacle Walnut |
| WH Designer White | PTK Portico Teak* |
| EF Espresso | RC River Cherry* |
| FO Fawn Oak* | SCH Select Cherry |
| FLW Florence Walnut* | SPW Sepia Walnut* |
| GC Golden Cherry | SKC Shaker Cherry |
| HVM Harvest Maple* | SBP Smoky Brown Pear* |
| HW Harvest Walnut | TK Studio Teak |
| HNW Henna Walnut | SM Sugar Maple |
| KHE Kirsche | WTA Weathered Ash* |
| LW Legacy Walnut | WNB White Nebbia |
| | WC Williamsburg Cherry |

* Finish is Low Sheen

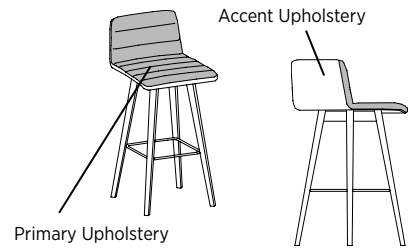
UPHOLSTERY OPTIONS

Available in single or contrasting upholsteries in a wide variety of graded-in or contract options, including fabric, vinyl, and leather. Accent includes extreme back which extends below the seat.

Single Upholstery



Contrasting Upholstery



HPL (P) LAMINATE OPTIONS ON TABLE TOPS

WOODGRAIN

| | |
|---------------------|------------------------|
| AS Asian Night | PNW Pinnacle Walnut |
| BW Beigewood | PTK Portico Teak |
| CO Columbian Walnut | RC River Cherry |
| EF Espresso | SCH Select Cherry |
| FLW Florence Walnut | SPW Sepia Walnut |
| GC Golden Cherry | SKC Shaker Cherry |
| HVM Harvest Maple | SBP Smoky Brown Pear |
| KHE Kirsche | TK Studio Teak |
| MW Mahogany Walnut | SM Sugar Maple |
| MNR Midnight Run | WTA Weathered Ash |
| NTM Natural Marrone | WNB White Nebbia |
| ORW Oak Riftwood | WC Williamsburg Cherry |

SOLID

| | |
|-------------------|------------------|
| BL Black | FHG Fashion Grey |
| WH Designer White | SG Slate Grey |

STOOL FOOT RING OPTIONS

| |
|------------|
| BLK Black |
| CHM Chrome |

CERTIFICATIONS & COMPLIANCE


- CAL 117-2013 Compliance
- Intertek Sustainability Certified
- BIFMA Level® Certified
- BIFMA Compliant® Certified
- TSCA Title VI (CARB) Compliance
- Contributes to LEED®, Green Globes®, and WELL® Sustainable Programs



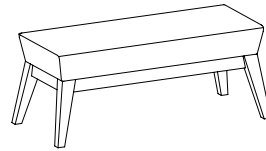
Stool: NAS-1C
[\(See Details\)](#)



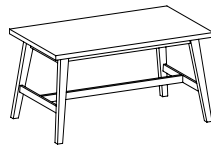
Swivel Stool: NAS-1CS
[\(See Details\)](#)



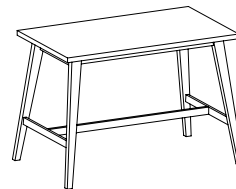
Small Bench: NA-11
[\(See Details\)](#)




Large Bench: NA-1
[\(See Details\)](#)



30"H Table: NAT-1
[\(See Details\)](#)



42"H Table: NAT-2
[\(See Details\)](#)



Square Occasional
Table: NAT-3
[\(See Details\)](#)



Rectangle Occasional
Table: NAT-4
[\(See Details\)](#)

| Item | Model No. | Chair Width | Chair Depth | Chair Height | Seat Width | Seat Depth | Seat Height | Arm Height | Ship Wt | Cubic Ft |
|-------|-----------|-------------|-------------|--------------|------------|------------|-------------|------------|---------|----------|
| STOOL | NAS-1C | 19½ | 19½ | 40½ | 17 | 15½ | 30½ | - | 16 | 10.7 |



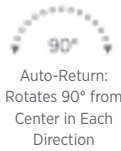
Must Specify (in this order):
 Model #
 Leg Finish
 Primary Upholstery
 Accent Upholstery
 Foot Ring Color

Description

- Back is 10" tall
- Stool Foot Ring Available in Black (BLK) or Chrome (CHRM); Must Specify
- Available with Contrasting Upholstery, [See Details](#)

| List Price/Grade | Yards | COM/1 | 2 | 3 | 4 | 5 | 6 | 7 | 8 | 9 | 10 | L1 | L2 |
|------------------------|-------|---------|------|------|------|------|------|------|------|------|------|------|------|
| Single Upholstery | 1.75 | \$ 1431 | 1522 | 1599 | 1674 | 1788 | 1904 | 2068 | 2240 | 2439 | 2670 | 2009 | 2255 |
| Contrasting Upholstery | | | | | | | | | | | | | |
| Primary | 1.00 | \$ 1431 | 1483 | 1527 | 1570 | 1635 | 1701 | 1795 | 1893 | 2007 | 2139 | 1761 | 1902 |
| Accent | 0.75 | \$ 0 | 39 | 72 | 104 | 153 | 203 | 273 | 347 | 432 | 531 | 248 | 353 |

| | | | | | | | | | | |
|--------------|---------|-----|-----|-----|----|-----|-----|---|----|------|
| SWIVEL STOOL | NAS-1CS | 19½ | 19½ | 41¼ | 17 | 15½ | 31¼ | - | 18 | 10.7 |
|--------------|---------|-----|-----|-----|----|-----|-----|---|----|------|



Must Specify (in this order):
 Model #
 Leg Finish
 Primary Upholstery
 Accent Upholstery
 Foot Ring Color

Description

- Back is 10" tall
- Swivel Features Auto-Return and Rotates 90° from Center in Each Direction
- Stool Foot Ring Available in Black (BLK) or Chrome (CHRM); Must Specify
- Available with Contrasting Upholstery, [See Details](#)

| List Price/Grade | Yards | COM/1 | 2 | 3 | 4 | 5 | 6 | 7 | 8 | 9 | 10 | L1 | L2 |
|------------------------|-------|---------|------|------|------|------|------|------|------|------|------|------|------|
| Single Upholstery | 1.75 | \$ 1528 | 1619 | 1696 | 1771 | 1885 | 2001 | 2165 | 2337 | 2536 | 2767 | 2106 | 2352 |
| Contrasting Upholstery | | | | | | | | | | | | | |
| Primary | 1.00 | \$ 1528 | 1580 | 1624 | 1667 | 1732 | 1798 | 1892 | 1990 | 2104 | 2236 | 1858 | 1999 |
| Accent | 0.75 | \$ 0 | 39 | 72 | 104 | 153 | 203 | 273 | 347 | 432 | 531 | 248 | 353 |

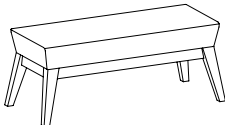
| | | | | | | | | | | |
|-------------|-------|-----|-----|-----|-----|----|-----|---|----|------|
| SMALL BENCH | NA-11 | 21½ | 21½ | 19½ | 21½ | 20 | 19½ | - | 31 | 24.0 |
|-------------|-------|-----|-----|-----|-----|----|-----|---|----|------|



Must Specify (in this order):
 Model #
 Leg Finish
 Upholstery

| List Price/Grade | Yards | COM/1 | 2 | 3 | 4 | 5 | 6 | 7 | 8 | 9 | 10 | L1 | L2 |
|-------------------|-------|---------|------|------|------|------|------|------|------|------|------|------|------|
| Single Upholstery | 1.25 | \$ 1270 | 1335 | 1390 | 1444 | 1525 | 1608 | 1725 | 1848 | 1990 | 2155 | 1683 | 1859 |

| | | | | | | | | | | |
|-------------|------|-----|-----|-----|-----|----|-----|---|----|------|
| LARGE BENCH | NA-1 | 50½ | 21½ | 19½ | 50½ | 20 | 19½ | - | 46 | 42.8 |
|-------------|------|-----|-----|-----|-----|----|-----|---|----|------|

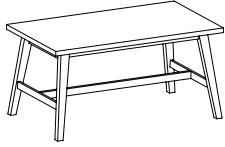


Must Specify (in this order):
 Model #
 Leg Finish
 Upholstery

| List Price/Grade | Yards | COM/1 | 2 | 3 | 4 | 5 | 6 | 7 | 8 | 9 | 10 | L1 | L2 |
|-------------------|-------|---------|------|------|------|------|------|------|------|------|------|------|------|
| Single Upholstery | 1.50 | \$ 1794 | 1872 | 1938 | 2003 | 2100 | 2199 | 2340 | 2487 | 2658 | 2856 | 2289 | 2501 |

For ordering options, [see overview at the beginning of this section.](#)

| Item | Model No. | W | D | H | Ship Wt | Cubic Ft | List Price |
|--------------------|-----------|-----|-----|-----|---------|----------|------------|
| 30"H MEETING TABLE | NAT-1 | 61½ | 35½ | 30½ | 106 | 43.7 | \$ 2445 |



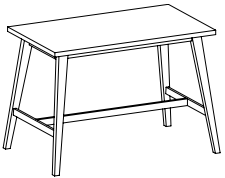
Must Specify (in this order):

Model #
Leg Finish
Top Color

Description

- Features 1½" HPL Top with Square Edge Profile and Wood Base
- Available with Contrasting [Top Color](#) and [Leg Finish](#)

| | | | | | | | |
|--------------------|-------|----|----|----|-----|------|---------|
| 42"H MEETING TABLE | NAT-2 | 63 | 39 | 42 | 115 | 64.0 | \$ 3023 |
|--------------------|-------|----|----|----|-----|------|---------|




Must Specify (in this order):

Model #
Leg Finish
Top Color

Description

- Features 1½" HPL Top with Square Edge Profile and Wood Base
- Available with Contrasting [Top Color](#) and [Leg Finish](#)

| | | | | | | | |
|--------------|-------|----|----|----|----|------|---------|
| SQUARE TABLE | NAT-3 | 22 | 22 | 16 | 31 | 10.8 | \$ 1013 |
|--------------|-------|----|----|----|----|------|---------|



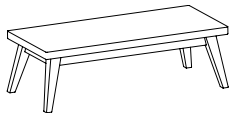
Must Specify (in this order):

Model #
Leg Finish
Top Color

Description

- Features Square Edge Profile
- Available with Contrasting Top and Leg Color; [See Colors and Specify](#)

| | | | | | | | |
|-----------------|-------|----|----|----|----|------|---------|
| RECTANGLE TABLE | NAT-4 | 51 | 22 | 16 | 66 | 25.9 | \$ 1381 |
|-----------------|-------|----|----|----|----|------|---------|



Must Specify (in this order):

Model #
Leg Finish
Top Color

Description

- Features Square Edge Profile
- Available in Contrasting Surface and Leg Color; [See Colors and Specify](#)

For ordering options, [see overview at the beginning of this section.](#)

Plush Lounge seamlessly brings together the endurance needed for commercial spaces with the relaxed comforts of home. Introducing a smart range of freestanding and modular seating components, along with coordinating tables, that provide the flexibility and comfort needed in today's ever-changing environments.

CONSTRUCTION

- Exposed wood parts are kiln-dried hardwoods, selected from the highest grades of plain sliced hardwood veneers and are free of spirits, discoloration, pits, shakes, and wormholes
- Joints are mortised and tenoned, screwed, and glued for maximum strength and durability
- High Grade Polyurethane Foam in the seat, back, and arms
- Maple Wood Legs are 2"Wx2½Dx6"H; Metal Legs are 2"Wx2"Dx6"H
- Lounge units and tables are connect using pre-installed metal ganging brackets (unless otherwise noted)
- Non-marring adjustable nylon glides included in each leg at floor level
- Table tops are ¾" thick and feature a vertical square profiled edge



- Seating units rated for users up to 275lbs
- Ships fully assembled

HOW TO ORDER EXAMPLES

UPHOLSTERED MODELS

| Model No. | Description | Example |
|-----------|--------------------|----------------------------|
| 620 | Primary Upholstery | CF Stinson Velocity Pewter |
| | Accent Upholstery | CF Stinson Ace Driftwood |
| | Leg | ICON |
| | Leg Finish | BW |
| | Plinth Accent Trim | PLINTH |
| | Plinth Color | ORW |
| | Power | ECSL |


TABLES

| | | |
|-------------|-------------------|-------------------|
| 620-2433GET | Top Material | W |
| | Finish/Color | ORW |
| | Cabinet Accent | CASUS |
| | Leg | PLALUM |
| | Leg Finish | - |
| | Plinth Attachment | PLINTH ATTACHMENT |
| | Power Location | C |
| | Power | 01-DUOBEZELS |

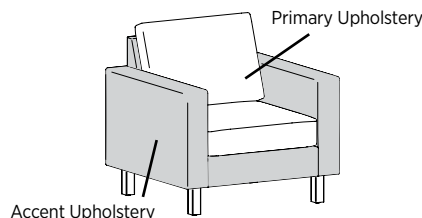
UPHOLSTERY OPTIONS

Available in single or contrasting upholsteries in a wide variety of graded-in or contract options, including fabric, vinyl, and leather.

Single Upholstery



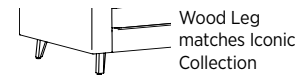
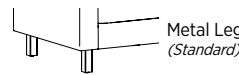
Contrasting Upholstery



SEATING AND TABLE LEG OPTIONS

Plush seating and tables are standard with Black or Aluminum Metal legs. Optional Wood Leg matches our Iconic Caseloads Collection. Must Specify Leg and Color.

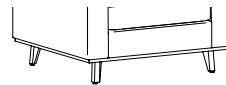
| | | |
|--------|---|--------|
| PLBLK | Black Metal Leg | STD |
| PLALUM | Aluminum Metal Leg | STD |
| ICON | Four (4) Wood Legs (<i>Matches the Iconic Collection</i>) | \$ 328 |
| | Two (2) Wood Legs (<i>Matches the Iconic Collection</i>) | \$ 164 |
| | One (1) Wood Leg (<i>Matches the Iconic Collection</i>) | \$ 82 |



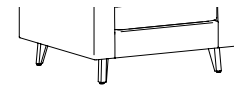
PLINTH ACCENT TRIM OPTIONS

Plinth Accent Trim is available with Metal or Wood Leg.

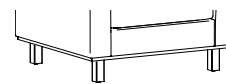
| | | |
|--------|----------------|----------|
| NONE | No Wood Plinth | Standard |
| PLINTH | Wood Plinth | \$ 307 |



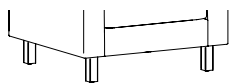
With Plinth Accent Trim and Wood Legs



Without Plinth Accent Trim and Wood Legs



With Plinth Accent Trim and Metal Legs



Without Plinth Accent Trim and Metal Legs

LEG AND PLINTH WOOD FINISHES

Indiana Furniture uses a multi-step, hand finishing process on all exposed wood. Legs and plinth trim feature a catalyzed varnish finish which offers durability, lasting beauty, and resistance to normal wear.

Chairs available with contrasting leg and plinth colors.

| | | | |
|-----|---------------------|-----|---------------------|
| AW | Artisan Walnut | MW | Mahogany Walnut |
| AS | Asian Night | MAS | Mesa Sunset* |
| BW | Beigewood* | MTS | Metropolis Sky |
| BL | Black | MNR | Midnight Run |
| CO | Columbian Walnut | NTM | Natural Marrone* |
| DC | Dark Cherry | ORW | Oak Riftwood* |
| DFW | Dark Forest Walnut* | PNW | Pinnacle Walnut |
| WH | Designer White | PTK | Portico Teak* |
| EF | Espresso | RC | River Cherry* |
| FO | Fawn Oak* | SCH | Select Cherry |
| FLW | Florence Walnut* | SPW | Sepia Walnut* |
| GC | Golden Cherry | SKC | Shaker Cherry |
| HVM | Harvest Maple | SBP | Smoky Brown Pear* |
| HW | Harvest Walnut | TK | Studio Teak |
| HNW | Henna Walnut | SM | Sugar Maple |
| KHE | Kirsche | WTA | Weathered Ash* |
| LW | Legacy Walnut | WNB | White Nebbia |
| | | WC | Williamsburg Cherry |

*Finish is Low Sheen

VENEER TABLES WITH VENEER (W) OR HPL (P) TOP OPTIONS

Veneer tables feature UV Advantage, an ultra-violet finish, on all exposed surfaces by utilizing roll-coat UV technology.

Veneer tables available with Veneer (W) or HPL (P) Top. Must specify Top Material and Finish Color. Tables are available with contrasting chassis and leg colors.

| | | | |
|-----|-------------------------------|-----|----------------------------------|
| AW | Artisan Walnut | MW | Mahogany Walnut |
| AS | Asian Night [^] | MAS | Mesa Sunset [*] |
| CO | Columbian Walnut [^] | MTS | Metropolis Sky |
| DC | Dark Cherry | ORW | Oak Riftwood ^{*,^} |
| DFW | Dark Forest Walnut | PNW | Pinnacle Walnut [^] |
| EW | Espresso [^] | SCH | Select Cherry |
| FO | Fawn Oak [*] | SKC | Shaker Cherry [^] |
| GC | Golden Cherry | SM | Sugar Maple [^] |
| HW | Harvest Walnut | WTA | Weathered Ash ^{*,^} |
| HNW | Henna Walnut | WC | Williamsburg Cherry [^] |
| LW | Legacy Walnut | | |

^{*}Finish is Low Sheen [^]HPL Color Top Options with Veneer Tables

TFL TABLES WITH TFL (T) OR HPL (P) TOP OPTIONS

TFL tables available with TFL (T) or HPL (P) Top. Must specify Top Material and Color.

WOODGRAIN

| | | | |
|-----|------------------|-----|---------------------|
| AS | Asian Night | PNW | Pinnacle Walnut |
| BW | Beigewood | PTK | Portico Teak |
| CO | Columbian Walnut | RC | River Cherry |
| EF | Espresso | SKC | Shaker Cherry |
| FLW | Florence Walnut | SCH | Select Cherry |
| GC | Golden Cherry | SPW | Sepia Walnut |
| HVM | Harvest Maple | SBP | Smoky Brown Pear |
| KHE | Kirsche | TK | Studio Teak |
| MW | Mahogany Walnut | SM | Sugar Maple |
| MNR | Midnight Run | WTA | Weathered Ash |
| NTM | Natural Marrone | WNB | White Nebbia |
| ORW | Oak Riftwood | WC | Williamsburg Cherry |

SOLID

| | | | |
|----|-------|----|----------------|
| BL | Black | WH | Designer White |
|----|-------|----|----------------|

INTERIOR CABINET TABLE ACCENT HPL (P) OPTIONS

Select Veneer tables feature an optional interior HPL accent color. See specific veneer tables for details.

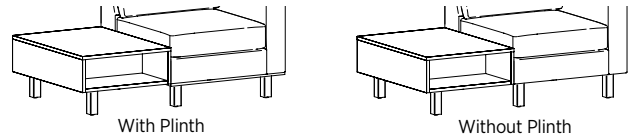
| | | | |
|-------|----------------|-------|-----------------|
| CABL | Black | CAFK | First Kiss |
| CABSH | Blush | CASG | Slate Grey |
| CAWH | Designer White | CASV | Summer Vacation |
| CAFHG | Fashion Grey | CASUS | Surfin USA |



TABLE CONNECTION

The ganging construction will vary based on the connection of table to chairs with the Plinth Accent Trim option. Please specify Plinth Attachment when ganging tables with Plush Seating units that have the Plinth Accent Trim option.

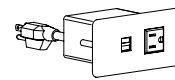
NO PLINTH ATTACHMENT Ganging Table to Seat without Plinth
 PLINTH ATTACHMENT Ganging Table to Seat with Plinth



SEATING AND OTTOMAN POWER OPTIONS

Note: Specified as if you are standing, looking at the chair.

Power locations for two arm models are 9" up from glide and 10" in from the outside of the arm. For one arm models, the power is located 9" up from glide and 4 3/4" from the side without an arm and 10" in from the outside of the arm.



1 Electrical Power and 2 USB Outlets

Seating Units and 26" Ottoman: Locations + Colors

| | | |
|-------|-----------------------------|---------|
| ECSL | Left Port, Silver | \$ 975 |
| ECSR | Right Port, Silver | \$ 975 |
| ECSLR | Left and Right Port, Silver | \$ 1950 |
| ECBL | Left Port, Black | \$ 975 |
| ECBR | Right Port, Black | \$ 975 |
| ECBLR | Left and Right Port, Black | \$ 1950 |

31"x33" Ottoman Units: Locations + Colors

Power locations are specified based on the application and are available on one side in two locations. When specified, the power will be located 9" up from glide and 4 3/4" from the outside of the unit.


| | | |
|---------|------------------------------------|---------|
| ECBL33 | Black, Left on 33" Side | \$ 975 |
| ECBR33 | Black, Right on 33" Side | \$ 975 |
| ECBLR33 | Black, Left and Right on 33" Side | \$ 1950 |
| ECSL33 | Silver, Left on 33" Side | \$ 975 |
| ECSR33 | Silver, Right on 33" Side | \$ 975 |
| ECSLR33 | Silver, Left and Right on 33" Side | \$ 1950 |
| ECBL31 | Black, Left on 31" Side | \$ 975 |
| ECBR31 | Black, Right on 31" Side | \$ 975 |
| ECBLR31 | Black, Left and Right on 31" Side | \$ 1950 |
| ECSL31 | Silver, Left on 31" Side | \$ 975 |
| ECSR31 | Silver, Right on 31" Side | \$ 975 |
| ECSLR31 | Silver, Left and Right on 31" Side | \$ 1950 |

See next page for the location guide.


SEATING AND OTTOMAN LOCATION GUIDE FOR POWER OPTIONS

Seating and 26" Ottoman Locations

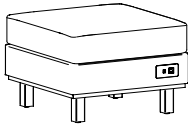
Club Chair shown with Power on Left



Club Chair shown with Power on Left and Right

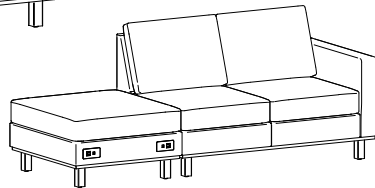
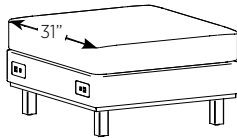


26" Ottoman Shown with Power on Right



31"x33" Ottoman Locations

Specify power on the 31" side if placing the ottoman to the side of a single, two, or three seat unit.



Specify power on the 33" side if placing the ottoman in front of a single, two, or three seat unit.

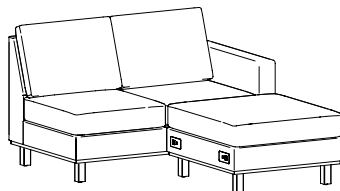
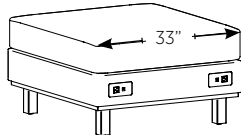


TABLE POWER OPTIONS

Power Options + Locations: Specify the grommet, power, and location. [See units for more details.](#)







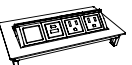
| | | | |
|---|----------------|---|---------|
| Grommet | <i>Specify</i> |  | \$ 52 |
| Black | GBR60 | | |
| Silver | GSR60 | | |
| D150 Wireless Charger | |  | \$ 405 |
| Wireless & Three (3) USB Ports | | | |
| Black | 01-DOCK150B | | |
| White | 01-DOCK150W | | |
| D950 Wireless & USB Charger | |  | \$ 265 |
| Wireless Charging | | | |
| Black | 01-DOCK950B | | |
| White | 01-DOCK950W | | |
| ECA Cove | |  | \$ 975 |
| One (1) Electrical Power and Two (2) USB Outlets | | | |
| Black | 01-COVIUBL | | |
| Silver | 01-COVIUAL | | |
| DUOBEZEL | |  | \$ 675 |
| Two (2) Electrical Power and Two (2) USB Outlets | | | |
| Black | 01-DUOBEZELB | | |
| White | 01-DUOBEZELS | | |
| Silver | 01-DUOBEZELW | | |
| TRIOBEZEL | |  | \$ 725 |
| Three (3) Electrical Power, Two (2) USB Outlets, and One (1) Open Data Port | | | |
| Black | 01-TRIOBEZELB | | |
| White | 01-TRIOBEZELS | | |
| Silver | 01-TRIOBEZELW | | |
| <i>Open Port Options for TRIOBEZEL</i> | | | |
| VGA Date Port | 01-LCOMVGA | | \$ 121 |
| HDMI Data Port (Open Market Only) | 01-LCOMHDMI | | \$ 166 |
| RJ45 Data Port | 01-LCOMRJ45 | | \$ 79 |
| DPORT4 | |  | \$ 1093 |
| Two (2) USB Outlets, and Two (2) Open Data Port | | | |
| Aluminum | 01-DPORT4A | | |
| Black | 01-DPORT4B | | |
| <i>Port Options for DPORTS</i> | | | |
| USB Port | 01-USBPORT | | \$ 161 |
| Voice Coupler | 01-VOICE1 | | \$ 73 |
| Data Port | 01-RJ4DATA | | \$ 167 |

TABLE POWER LOCATIONS

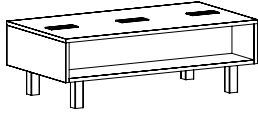
| | | | |
|------|----------|-----|--------------------------|
| NONE | None | LC | Left and Centered |
| C | Centered | RC | Right and Centered |
| R | Right | LR | Left and Right |
| L | Left | LCR | Left, Right and Centered |

See next page for locations options available on each table.

TABLE POWER LOCATIONS

Models

620-2445CT 620-2445CTT



Cocktail Table Shown with Metal Leg and Three TRIOBEZEL on Left and Right and Center


L/R: 6" from ends and 12" from front

C: 22½" from ends and 12" from front

All power options available in Left, Right and Center.

Models

620-2433GET 620-2433GETT 620-2433GT 620-2433GTT

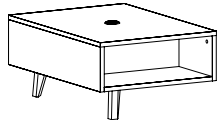


Ganging Inline Table Shown with DPORT4 on Center

L/R: 6" from ends and 16½" from front

C: 12" from ends and 16½" from front

Grommet, D950 Wireless Charger and D150 Wireless & USB Charger available on Left, Right and Center.

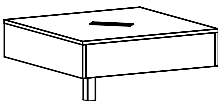


Ganging End Table Shown with Wood Leg, Grommet and Double USB Sand Dollar on Center

All other power options available on Center only.

Models

620-2424CGT 620-2424CGTT




Ganging Corner Table Shown with Metal Leg and TRIOBEZEL on Center

C: 16½" from edge


All power options available on Center only.

CERTIFICATIONS & COMPLIANCE

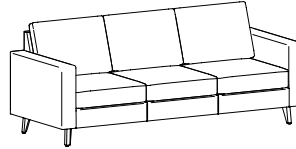
- CAL 117-2013 Compliance
- Intertek Sustainability Certified
- BIFMA level® Certified
- BIFMA Compliant® Certified
- TSCA Title VI (CARB) Compliance
- Contributes to LEED®, Green Globes®, and WELL® Sustainable Programs




Club Chair:
620
[\(See Details\)](#)




Settee:
6202
[\(See Details\)](#)



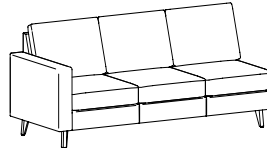
Sofa:
6203
[\(See Details\)](#)




Club Chair, 1 Arm:
620R (Right)
620L (Left)
[\(See Details\)](#)



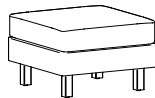
Settee, 1 Arm:
6202R (Right)
6202L (Left)
[\(See Details\)](#)



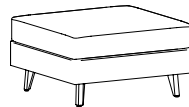
Sofa, 1 Arm:
6203R (Right)
6203L (Left)
[\(See Details\)](#)



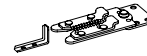
Corner Unit:
620-90C
[\(See Details\)](#)



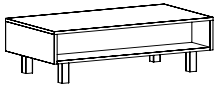
Ottoman:
620-2626OT
[\(See Details\)](#)



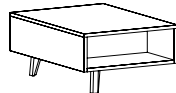
Ottoman:
620-3133OT
[\(See Details\)](#)



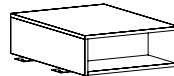
Ganging Bracket:
620-000GB
[\(See Details\)](#)



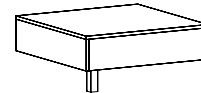
Cocktail Table:
620-2445CT (Veneer)
620-2445CTT (TFL)
[\(See Details\)](#)



Ganging End Table:
620-2433GET (Veneer)
620-2433GETT (TFL)
[\(See Details\)](#)

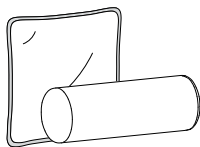
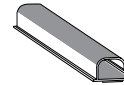
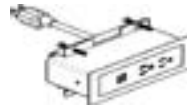
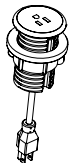


Ganging Inline Table:
620-2433GT (Veneer)
620-2433GETT (TFL)
[\(See Details\)](#)



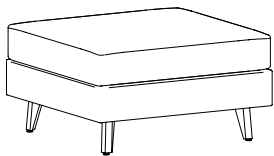
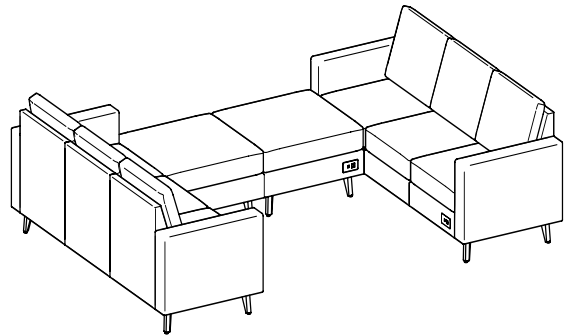
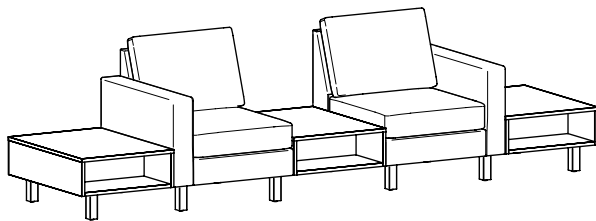
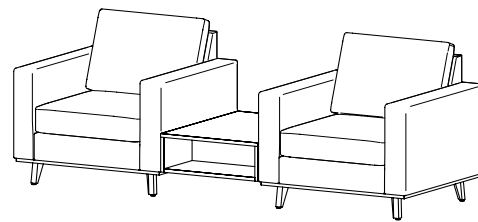

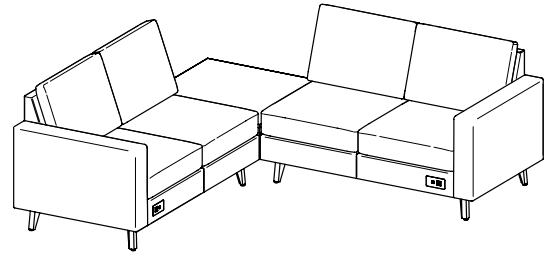
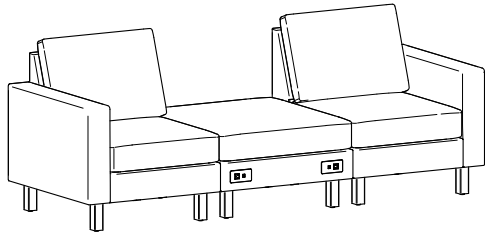
Ganging Corner Table:
620-3333CGT (Veneer)
620-3333CGTT (TFL)
[\(See Details\)](#)

Wire Management, Power/Data + Accessories



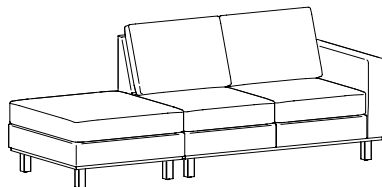
Make any Plush Lounge a little more stylish, cozier, and the overall a little brighter. Enhance your space with new Cush Pillows. Available in multiple shapes and sizes, and with or without piping, to bring the comforts of home or add sophistication to any space. [Visit our website for more details.](#)

Be inspired to personalize Cush and Plush with our broad range of graded-in and contract upholstery.




620-31330T: Ottoman Project Ideas

Set the 31"x33" ottoman to the side of a single, two or three seat unit and match the depth of the arm or set it in front of a corner or one arm unit and it matches the seat and arm width to create a chaise lounge application.

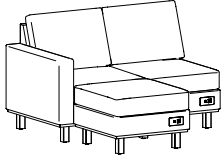


Ottoman matches depth of unit



Ottoman matches seat width to create a chaise lounge


| Item | Model No. | Width | Depth | Height | Ship Wt | Cubic Ft | List Price |
|------------------|-----------|-------|-------|--------|---------|----------|------------|
| SETTEE + OTTOMAN | 620-9 | 57¼ | 59½ | 36 | 140 | 62.9 | \$ 5789 |



| CONSISTS OF: | | QTY | | |
|---|---|---------------------|----|------|
| 6202L | 1 | Settee, 1 Arm, Left | \$ | 4356 |
| Shown with Metal Legs, Optional ECSR Right Power Port | | | | |
| 620-2626OT | 1 | 26" Ottoman | \$ | 1433 |
| Shown with Metal Legs, Optional ECSR Right Power Port | | | | |

Products are available as left or right and with other features, where applicable
 Grade 1 with standard metal leg pricing
 List prices do not include optional power ports

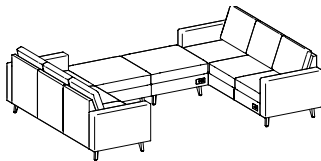
| Item | Model No. | Width | Depth | Height | Ship Wt | Cubic Ft | List Price |
|----------|-----------|-------|-------|--------|---------|----------|-------------|
| L SHAPED | 620-10 | 90½ | 90½ | 36 | 287 | 111.1 | W/P\$ 10858 |



| CONSISTS OF: | | QTY | | |
|---|---|----------------------|-------|------|
| 6202L | 1 | Settee, 1 Arm, Left | \$ | 4356 |
| Shown with Optional Wood Legs and ECSL Left Power Port | | | | |
| 620-3333CGT | 1 | Corner Table, Veneer | W/P\$ | 2146 |
| 6202R | 1 | Settee, 1 Arm, Right | \$ | 4356 |
| Shown with Optional Wood Legs and ECSR Right Power Port | | | | |

Products are available as left or right and with other features, where applicable
 Grade 1 with standard metal leg pricing
 List prices do not include optional wood leg or power ports

| Item | Model No. | Width | Depth | Height | Ship Wt | Cubic Ft | List Price |
|---------|-----------|-------|-------|--------|---------|----------|------------|
| U GROUP | 620-11 | 88¼ | 133 | 36 | 380 | 166.2 | \$ 16682 |




| CONSISTS OF: | | QTY | | |
|---|---|-------------------------------|----|------|
| 6203 | 1 | Sofa | \$ | 6522 |
| Shown with Optional Wood Legs and ECSR Right Power Port | | | | |
| 620-3133OT | 1 | 31"x33" Ottoman | \$ | 1770 |
| Shown with Optional Wood Legs and ECSR33 Right Power Port | | | | |
| 620-3133OT | 1 | 31"x33" Ottoman | \$ | 1770 |
| Shown with Optional Wood Legs and ECSL33 Left Power Port | | | | |
| 620-000GB | 1 | Ganging Bracket Kit; Optional | \$ | 98 |
| <i>(Used to Connect Ottomans Together)</i> | | | | |
| 6203 | 1 | Sofa | \$ | 6522 |
| Shown with Optional Wood Legs and ECSL Left Power Port | | | | |

Products are available as left or right and with other features, where applicable
 Grade 1 with standard metal leg pricing
 List prices do not include optional wood leg or power ports

T = TFL P = HPL W = Veneer

For ordering options, [see overview at the beginning of this section.](#)

| Item | Model No. | Chair Width | Chair Depth | Chair Height | Seat Width | Seat Depth | Seat Height | Arm Height | Ship Wt | Cubic Ft |
|------------|-----------|-------------|-------------|--------------|------------|------------|-------------|------------|---------|----------|
| CLUB CHAIR | 620 | 36¼ | 33¼ | 36 | 26 | 21 | 18½ | 26 | 90 | 29.3 |



Shown with Metal Leg and Plinth Accent Trim

Must Specify (in this order):


- Model #
- Primary Upholstery
- Accent Upholstery
- Leg
- Leg Finish
- Plinth Accent
- Plinth Accent Finish
- Power

Description

- Standard with: Left and Right Arm and Metal Legs
- Available with Contrasting Upholstery ([See Details](#))
- Optional Plinth Accent Trim and Wood Legs Available in Contrasting Finishes
- Optional Wood Leg ([See Finish Options](#)), Plinth Accent ([See Plinth Options](#)) and Power ([See Seating Power Options](#))

| List Price/Grade | Yards | COM/1 | 2 | 3 | 4 | 5 | 6 | 7 | 8 | 9 | 10 | L1 | L2 |
|------------------------|-------|---------|------|------|------|------|------|------|------|------|------|------|------|
| Single Upholstery | 6.25 | \$ 3227 | 3552 | 3827 | 4096 | 4502 | 4915 | 5502 | 6115 | 6827 | 7652 | 5290 | 6171 |
| Contrasting Upholstery | | | | | | | | | | | | | |
| Primary | 2.50 | 3263 | 3393 | 3503 | 3611 | 3773 | 3938 | 4173 | 4418 | 4703 | 5033 | 4088 | 4441 |
| Accent | 4.50 | 0 | 234 | 432 | 626 | 918 | 1215 | 1638 | 2079 | 2592 | 3186 | 1485 | 2120 |

| | | | | | | | | | | |
|--------|------|-----|-----|----|----|----|-----|----|-----|------|
| SETTEE | 6202 | 62¼ | 33¼ | 36 | 52 | 21 | 18½ | 26 | 120 | 50.8 |
|--------|------|-----|-----|----|----|----|-----|----|-----|------|



Shown with Wood Leg

Must Specify (in this order):

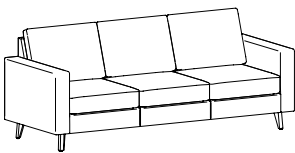
- Model #
- Primary Upholstery
- Accent Upholstery
- Leg
- Leg Finish
- Plinth Accent
- Plinth Accent Finish
- Power

Description

- Standard with: Left and Right Arm and Metal Legs
- Available with Contrasting Upholstery ([See Details](#))
- Optional Plinth Accent Trim and Wood Legs Available in Contrasting Finishes
- Optional Wood Leg ([See Finish Options](#)), Plinth Accent ([See Plinth Options](#)) and Power ([See Seating Power Options](#))

| List Price/Grade | Yards | COM/1 | 2 | 3 | 4 | 5 | 6 | 7 | 8 | 9 | 10 | L1 | L2 |
|------------------------|-------|---------|------|------|------|------|------|------|------|-------|-------|------|------|
| Single Upholstery | 9.25 | \$ 4819 | 5300 | 5707 | 6105 | 6706 | 7317 | 8186 | 9093 | 10147 | 11368 | 7872 | 9176 |
| Contrasting Upholstery | | | | | | | | | | | | | |
| Primary | 4.00 | 4855 | 5063 | 5239 | 5411 | 5671 | 5935 | 6311 | 6703 | 7159 | 7687 | 6175 | 6739 |
| Accent | 6.00 | 0 | 312 | 576 | 834 | 1224 | 1620 | 2184 | 2772 | 3456 | 4248 | 1980 | 2826 |

| | | | | | | | | | | |
|------|------|-----|-----|----|----|----|-----|----|-----|------|
| SOFA | 6203 | 88¼ | 33¼ | 36 | 78 | 21 | 18½ | 26 | 150 | 70.1 |
|------|------|-----|-----|----|----|----|-----|----|-----|------|



Shown with Wood Leg

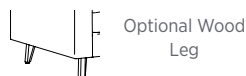
Must Specify (in this order):

- Model #
- Primary Upholstery
- Accent Upholstery
- Leg
- Leg Finish
- Plinth Accent
- Plinth Accent Finish
- Power

Description

- Standard with: Left and Right Arm and Metal Legs
- Available with Contrasting Upholstery ([See Details](#))
- Optional Plinth Accent Trim and Wood Legs Available in Contrasting Finishes
- Optional Wood Leg ([See Finish Options](#)), Plinth Accent ([See Plinth Options](#)) and Power ([See Seating Power Options](#))

| List Price/Grade | Yards | COM/1 | 2 | 3 | 4 | 5 | 6 | 7 | 8 | 9 | 10 | L1 | L2 |
|------------------------|-------|---------|------|------|------|------|------|-------|-------|-------|-------|-------|-------|
| Single Upholstery | 12.00 | \$ 6522 | 7146 | 7674 | 8190 | 8970 | 9762 | 10890 | 12066 | 13434 | 15018 | 10482 | 12174 |
| Contrasting Upholstery | | | | | | | | | | | | | |
| Primary | 6.25 | 6606 | 6931 | 7206 | 7475 | 7881 | 8294 | 8881 | 9494 | 10206 | 11031 | 8669 | 9550 |
| Accent | 7.50 | 0 | 390 | 720 | 1043 | 1530 | 2025 | 2730 | 3465 | 4320 | 5310 | 2475 | 3533 |



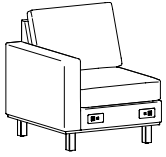
Optional Wood Leg




Optional Plinth Accent Trim

For ordering options, [see overview at the beginning of this section.](#)

| Item | Model No. | Chair Width | Chair Depth | Chair Height | Seat Width | Seat Depth | Seat Height | Arm Height | Ship Wt | Cubic Ft |
|--------------------------|-------------|--------------|-------------|--------------|------------|------------|-------------|------------|---------|----------|
| CLUB CHAIR, 1 ARM | Left | Right | | | | | | | | |
| | 620L | 620R | 31¼ | 33¼ | 36 | 26 | 21 | 18½ | 26 | 80 |



Shown as Left with Metal Leg, Plinth Accent Trim, Power in Left and Right Locations



Shown as Right with Wood Leg

Description

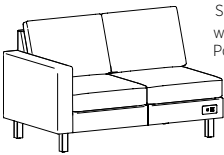
- Standard with: Left or Right Arm, Metal Legs, and Ganging Brackets Installed on Connecting Side
- Available with Contrasting Upholstery ([See Details](#))
- Optional Plinth Accent Trim and Wood Legs Available in Contrasting Finish Colors
- Optional Wood Leg ([See Finish Options](#)), Plinth Accent ([See Plinth Options](#)) and Power ([See Seating Power Options](#))

| List Price/Grade | Yards | COM/1 | 2 | 3 | 4 | 5 | 6 | 7 | 8 | 9 | 10 | L1 | L2 |
|------------------------|-------|---------|------|------|------|------|------|------|------|------|------|------|------|
| Single Upholstery | 5.00 | \$ 2643 | 2903 | 3123 | 3338 | 3663 | 3993 | 4463 | 4953 | 5523 | 6183 | 4293 | 4998 |
| Contrasting Upholstery | | | | | | | | | | | | | |
| Primary | 2.50 | 2691 | 2821 | 2931 | 3039 | 3201 | 3366 | 3601 | 3846 | 4131 | 4461 | 3516 | 3869 |
| Accent | 3.50 | 0 | 182 | 336 | 487 | 714 | 945 | 1274 | 1617 | 2016 | 2478 | 1155 | 1649 |


Must Specify (in this order):

- Model #
- Primary Upholstery
- Accent Upholstery
- Leg
- Leg Finish
- Plinth Accent
- Plinth Accent Finish
- Power

| Item | Model No. | Chair Width | Chair Depth | Chair Height | Seat Width | Seat Depth | Seat Height | Arm Height | Ship Wt | Cubic Ft |
|----------------------|-------------|--------------|-------------|--------------|------------|------------|-------------|------------|---------|----------|
| SETTEE, 1 ARM | Left | Right | | | | | | | | |
| | 6202L | 6202R | 57¼ | 33¼ | 36 | 52 | 21 | 18½ | 26 | 110 |



Shown as Left with Metal Leg Power in Right Location



Shown as Right with Wood Leg

Description

- Standard with: Left or Right Arm, Metal Legs, and Ganging Brackets Installed on Connecting Side
- Available with Contrasting Upholstery ([See Details](#))
- Optional Plinth Accent Trim and Wood Legs Available in Contrasting Finish Colors
- Optional Wood Leg ([See Finish Options](#)), Plinth Accent ([See Plinth Options](#)) and Power ([See Seating Power Options](#))

| List Price/Grade | Yards | COM/1 | 2 | 3 | 4 | 5 | 6 | 7 | 8 | 9 | 10 | L1 | L2 |
|------------------------|-------|---------|------|------|------|------|------|------|------|------|-------|------|------|
| Single Upholstery | 8.50 | \$ 4356 | 4798 | 5172 | 5538 | 6090 | 6651 | 7450 | 8283 | 9252 | 10374 | 7161 | 8360 |
| Contrasting Upholstery | | | | | | | | | | | | | |
| Primary | 4.00 | 4368 | 4576 | 4752 | 4924 | 5184 | 5448 | 5824 | 6216 | 6672 | 7200 | 5688 | 6252 |
| Accent | 4.75 | 0 | 247 | 456 | 660 | 969 | 1283 | 1729 | 2195 | 2736 | 3363 | 1568 | 2237 |

Must Specify (in this order):

- Model #
- Primary Upholstery
- Accent Upholstery
- Leg
- Leg Finish
- Plinth Accent
- Plinth Accent Finish
- Power



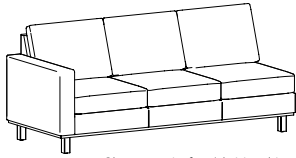
Optional Wood Leg



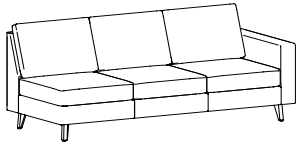
Optional Plinth Accent Trim

For ordering options, [see overview at the beginning of this section.](#)

| Item | Model No. | Chair Width | Chair Depth | Chair Height | Seat Width | Seat Depth | Seat Height | Arm Height | Ship Wt | Cubic Ft | |
|-------------|--------------|-------------|-------------|--------------|------------|------------|-------------|------------|---------|----------|------|
| SOFA, 1 ARM | Left | | | | | | | | | | |
| | Right | | | | | | | | | | |
| | 6203L | 6203R | 83¼ | 33¼ | 36 | 78 | 21 | 18½ | 26 | 140 | 70.1 |



Shown as Left with Metal Leg and Plinth Accent Trim



Shown as Right with Wood Leg

Description

- Standard with: Left or Right Arm, Metal Legs, and Ganging Brackets Installed on Connecting Side
- Available with Contrasting Upholstery ([See Details](#))
- Optional Plinth Accent Trim and Wood Legs Available in Contrasting Finish Colors
- Optional Wood Leg ([See Finish Options](#)), Plinth Accent ([See Plinth Options](#)) and Power ([See Seating Power Options](#))

| List Price/Grade | Yards | COM/1 | 2 | 3 | 4 | 5 | 6 | 7 | 8 | 9 | 10 | L1 | L2 |
|------------------------|-------|---------|------|------|------|------|------|-------|-------|-------|-------|------|-------|
| Single Upholstery | 11.00 | \$ 6039 | 6611 | 7095 | 7568 | 8283 | 9009 | 10043 | 11121 | 12375 | 13827 | 9669 | 11220 |
| Contrasting Upholstery | | | | | | | | | | | | | |
| Primary | 6.25 | 6099 | 6424 | 6699 | 6968 | 7374 | 7787 | 8374 | 8987 | 9699 | 10524 | 8162 | 9043 |
| Accent | 6.00 | 0 | 312 | 576 | 834 | 1224 | 1620 | 2184 | 2772 | 3456 | 4248 | 1980 | 2826 |

Must Specify (in this order):

- Model #
- Primary Upholstery
- Accent Upholstery
- Leg
- Leg Finish
- Plinth Accent
- Plinth Accent Finish
- Power

| | | | | | | | | | | | |
|-------------|---------|-----|-----|----|----|----|-----|--|--|----|------|
| CORNER UNIT | 620-90C | 33¼ | 33¼ | 36 | 21 | 21 | 18½ | | | 80 | 29.3 |
|-------------|---------|-----|-----|----|----|----|-----|--|--|----|------|



Shown with Wood Leg and Plinth Accent Trim

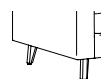
Description

- Standard with: Metal Legs and Ganging Brackets Installed on Both Connecting Sides
- Available with Contrasting Upholstery ([See Details](#))
- Due to Connecting Applications Power is Not Available on this Unit
- Optional Plinth Accent Trim and Wood Legs Available in Contrasting Finish Colors
- Optional Wood Leg ([See Finish Options](#)) and Plinth Accent ([See Plinth Options](#))

| List Price/Grade | Yards | COM/1 | 2 | 3 | 4 | 5 | 6 | 7 | 8 | 9 | 10 | L1 | L2 |
|------------------------|-------|---------|------|------|------|------|------|------|------|------|------|------|------|
| Single Upholstery | 6.50 | \$ 2928 | 3266 | 3552 | 3832 | 4254 | 4683 | 5294 | 5931 | 6672 | 7530 | 5073 | 5990 |
| Contrasting Upholstery | | | | | | | | | | | | | |
| Primary | 3.25 | 2952 | 3121 | 3264 | 3404 | 3615 | 3830 | 4135 | 4454 | 4824 | 5253 | 4025 | 4483 |
| Accent | 3.75 | 0 | 195 | 360 | 521 | 765 | 1013 | 1365 | 1733 | 2160 | 2655 | 1238 | 1766 |

Must Specify (in this order):

- Model #
- Primary Upholstery
- Accent Upholstery
- Leg
- Leg Finish
- Plinth Accent
- Plinth Accent Finish



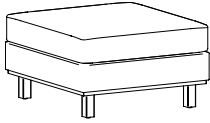
Optional Wood Leg



Optional Plinth Accent Trim

For ordering options, [see overview at the beginning of this section.](#)

| Item | Model No. | Chair Width | Chair Depth | Chair Height | Seat Width | Seat Depth | Seat Height | Ship Wt | Cubic Ft |
|-----------------|------------|-------------|-------------|--------------|------------|------------|-------------|---------|----------|
| 31"X33" OTTOMAN | 620-3133OT | - | - | - | 31¼ | 33¼ | 18½ | - | 40 13.0 |



Shown with Metal Leg and Plinth Accent Trim

Must Specify (in this order):

- Model #
- Primary Upholstery
- Accent Upholstery
- Ottoman Leg
- Leg Finish
- Plinth Accent
- Plinth Accent Finish
- Power

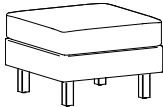
Description

- Standard with: Metal Legs and Ganging Brackets Included but Not Installed
- Available with Contrasting Upholstery ([See Details](#))
- Power Available on Either a 31" Side or a 33" Side
- Optional Plinth Accent Trim and Wood Legs Available in Contrasting Finish Colors
- Optional Wood Leg ([See Finish Options](#)), Plinth Accent ([See Plinth Options](#)) and Power ([See Seating Power Options](#))

| List Price/Grade | Yards | COM/1 | 2 | 3 | 4 | 5 | 6 | 7 | 8 | 9 | 10 | L1 | L2 |
|------------------------|-------|---------|------|------|------|------|------|------|------|------|------|------|------|
| Single Upholstery | 4.25 | \$ 1770 | 1991 | 2178 | 2361 | 2637 | 2918 | 3317 | 3734 | 3734 | 4779 | 3173 | 3772 |
| Contrasting Upholstery | | | | | | | | | | | | | |
| Primary | 2.75 | 1770 | 1913 | 2034 | 2152 | 2331 | 2513 | 2771 | 3041 | 3354 | 3717 | 2678 | 3065 |
| Accent | 1.50 | 0 | 78 | 144 | 209 | 306 | 405 | 546 | 693 | 864 | 1062 | 495 | 707 |

26" OTTOMAN

| | | | | | | | | | |
|------------|---|---|---|----|----|-----|---|----|------|
| 620-2626OT | - | - | - | 26 | 26 | 18½ | - | 30 | 12.1 |
|------------|---|---|---|----|----|-----|---|----|------|



Shown with Metal Leg

Must Specify (in this order):

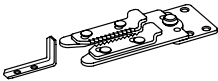
- Model #
- Primary Upholstery
- Accent Upholstery
- Ottoman Leg
- Leg Finish
- Plinth Accent
- Plinth Accent Finish
- Power

Description

- Standard with: Metal Legs and Ganging Brackets Included but Not Installed
- Available with Contrasting Upholstery ([See Details](#))
- Power is Available in One Side of the Unit
- Optional Plinth Accent Trim and Wood Legs Available in Contrasting Finish Colors
- Optional Wood Leg ([See Finish Options](#)), Plinth Accent ([See Plinth Options](#)) and Power ([See Seating Power Options](#))

| List Price/Grade | Yards | COM/1 | 2 | 3 | 4 | 5 | 6 | 7 | 8 | 9 | 10 | L1 | L2 |
|------------------------|-------|---------|------|------|------|------|------|------|------|------|------|------|------|
| Single Upholstery | 2.50 | \$ 1433 | 1563 | 1673 | 1781 | 1943 | 2108 | 2343 | 2588 | 2873 | 3203 | 2258 | 2611 |
| Contrasting Upholstery | | | | | | | | | | | | | |
| Primary | 1.75 | 1445 | 1536 | 1613 | 1688 | 1802 | 1918 | 2082 | 2254 | 2453 | 2684 | 2023 | 2269 |
| Accent | 1.00 | 0 | 52 | 96 | 139 | 204 | 270 | 364 | 462 | 576 | 708 | 330 | 471 |

| Item | Model No. | W | D | H | Ship Wt | Cubic Ft | List Price |
|---------------------|-----------|---|----|---|---------|----------|------------|
| GANGING BRACKET KIT | 620-000GB | 4 | 4½ | ½ | 6 | 0.3 | \$ 98 |



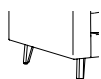
OPEN MARKET

Description

- Includes Two (2) Brackets For Connecting One (1) Seating Unit or Ottoman to Another Seating Unit with and without Plinth Accent Trim Option
- Ganging Brackets are Included on Some Models; See Individual Models.
- Not to be Used with Plush Tables

Must Specify (in this order):

- Model #
- Quantity



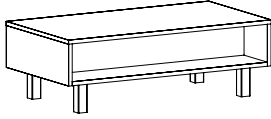
Optional Wood Leg



Optional Plinth Accent Trim

For ordering options, [see overview at the beginning of this section.](#)

| Item | Model No. | | W | D | H | Ship Wt | Cubic Ft | List Price |
|----------------|-------------|----------------|----|----|----|---------|----------|------------|
| COCKTAIL TABLE | 620-2445CT | Veneer/HPL | 45 | 24 | 15 | 77 | 9.4 | W/P\$ 2169 |
| | | Veneer Chassis | | | | | | |
| | 620-2445CTT | TFL | 45 | 24 | 15 | 77 | 9.4 | T\$ 1325 |
| | | TFL Chassis | | | | | | P\$ 1447 |



Shown with Metal Leg

Must Specify (in this order):

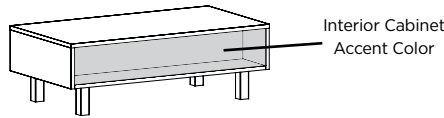
- Model #
- Top Material
- Finish/Color
- Cabinet Accent Color (Veneer Only)
- Leg
- Leg Finish/Color
- Power Location
- Power

Description

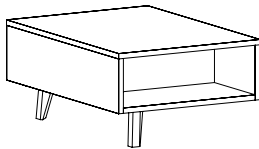
- Standard with: Metal Legs
- Chassis Available in Veneer (W) or TFL (T)
- Top Available with Veneer (W), TFL (T) or HPL (P), Must Specify
- Primary Finish and Wood Legs Available in Contrasting Finish Colors; [See Color Options](#)
- 9"D Cubby Area on Both Sides of the Table
- Optional Cabinet Interior Accent Color on Veneer Tables Only; Must Specify Color, [See Color Options](#)
- Optional Wood Leg ([See Finish Options](#)) and Power ([See Table Power Options](#))

Veneer Table Cabinet Accent Option: Specify Color & Add

| | | | |
|-------------------------------|--|----|-----|
| Interior Cabinet Table Accent | - Available on Veneer Tables Only; See Color Options | \$ | 191 |
|-------------------------------|--|----|-----|



| | | | | | | | | |
|-------------------|--------------|----------------|----|----|----|----|-----|------------|
| GANGING END TABLE | 620-2433GET | Veneer/HPL | 33 | 24 | 15 | 59 | 6.9 | W/P\$ 1868 |
| | | Veneer Chassis | | | | | | |
| | 620-2433GETT | TFL | 33 | 24 | 15 | 59 | 6.9 | T\$ 1196 |
| | | TFL Chassis | | | | | | P\$ 1306 |



Shown with Wood Leg

Must Specify (in this order):

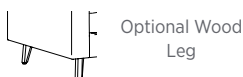
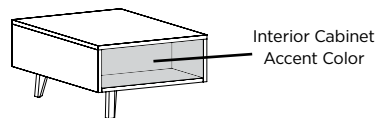
- Model #
- Top Material
- Finish/Color
- Cabinet Accent Color (Veneer Only)
- Leg
- Leg Finish/Color
- Plinth Attachment
- Power Location
- Power

Description

- Standard with: Metal Legs and Ganging Brackets on Connecting Side
- Chassis Available in Veneer (W) or TFL (T)
- Top Available with Veneer (W), TFL (T) or HPL (P), Must Specify
- Primary Finish and Wood Legs Available in Contrasting Finish Colors; [See Color Options](#)
- Ganging Construction will Vary Based on the Connection of Table to Chairs with the Plinth Accent Trim Option. [See Options](#) to Specify Plinth Attachment When Ganging Tables with Plush Seating That Have the Plinth Accent Trim Option
- 12"D Cubby Area on Both Sides of the Table
- Optional Cabinet Interior Accent Color on Veneer Tables Only; Must Specify Color, [See Color Options](#)
- Optional Wood Leg ([See Finish Options](#)) and Power ([See Table Power Options](#))

Veneer Table Cabinet Accent Option: Specify Color & Add

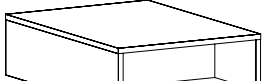
| | | | |
|-------------------------------|--|----|-----|
| Interior Cabinet Table Accent | - Available on Veneer Tables Only; See Color Options | \$ | 191 |
|-------------------------------|--|----|-----|



Optional Wood Leg

T = TFL P = HPL W = Veneer

For ordering options, [see overview at the beginning of this section.](#)

| Item | Model No. | | W | D | H | Ship Wt | Cubic Ft | List Price |
|--|-------------|----------------|----|----|---|---------|----------|------------|
| GANGING INLINE TABLE  | 620-2433GT | Veneer/HPL | 33 | 24 | 9 | 53 | 4.1 | W/P\$ 1882 |
| | | Veneer Chassis | | | | | | |
| | 620-2433GTT | TFL | 33 | 24 | 9 | 53 | 4.1 | T\$ 1204 |
| | | TFL Chassis | | | | | | P\$ 1314 |

Must Specify (in this order):

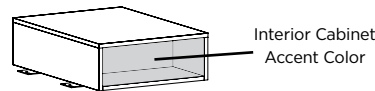
- Model #
- Top Material
- Finish/Color
- Cabinet Accent Color (Veneer Only)
- Plinth Attachment
- Power Location
- Power

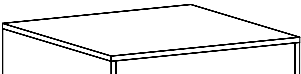
Description

- Standard with: Four (4) Ganging Brackets Included
- Chassis Available in Veneer (W) or TFL (T)
- Top Available with Veneer (W), TFL (T) or HPL (P), Must Specify
- 12”D Cubby Area on Both Sides of the Table
- Optional Cabinet Interior Accent Color on Veneer Tables Only; Must Specify Color, [See Color Options](#)
- Ganging Construction will Vary Based on the Connection of Table to Chairs with the Plinth Accent Trim Option. [See Options](#) to Specify Plinth Attachment When Ganging Tables with Plush Seating That Have the Plinth Accent Trim Option
- Optional Power ([See Table Power Options](#))

Veneer Table Cabinet Accent Option: Specify Color & Add

| | | | |
|-------------------------------|--|----|-----|
| Interior Cabinet Table Accent | - Available on Veneer Tables Only; See Color Options | \$ | 191 |
|-------------------------------|--|----|-----|



| | | | | | | | | |
|--|--------------|----------------|----|----|----|----|-----|------------|
| GANGING CORNER TABLE  | 620-3333CGT | Veneer/HPL | 33 | 33 | 15 | 67 | 9.5 | W/P\$ 2146 |
| | | Veneer Chassis | | | | | | |
| | 620-3333CGTT | TFL | 33 | 33 | 15 | 67 | 9.5 | T\$ 1349 |
| | | TFL Chassis | | | | | | P\$ 1489 |

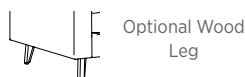
Shown with Metal Leg

Must Specify (in this order):

- Model #
- Top Material
- Finish/Color
- Leg
- Leg Finish
- Plinth Attachment
- Power Location
- Power

Description

- Standard with: Metal Legs, Top Features Diagonal Grain Direction, and Four (4) Ganging Brackets Included
- Chassis Available in Veneer (W) or TFL (T)
- Top Available with Veneer (W), TFL (T) or HPL (P), Must Specify
- Ganging Construction will Vary Based on the Connection of Table to Chairs with the Plinth Accent Trim Option. [See Options](#) to Specify Plinth Attachment When Ganging Tables with Plush Seating That Have the Plinth Accent Trim Option
- No Cubby Thus Interior Cabinet Accent Not Available
- Optional Wood Leg ([See Finish Options](#)) and Power ([See Table Power Options](#))

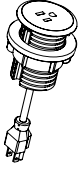


T = TFL P = HPL W = Veneer

For ordering options, [see overview at the beginning of this section.](#)

| Item | Model No. | | W | D | H | Ship Wt | Cubic Ft | List Price |
|------|-----------|--|---|---|---|---------|----------|------------|
|------|-----------|--|---|---|---|---------|----------|------------|

| | | | | | | | | |
|--------------------------|-------------|--------|---|---|---|---|-----|-------|
| SINGLE POWER SAND DOLLAR | 01-SAND60PS | Silver | 3 | 3 | 4 | 1 | 0.2 | \$ 98 |
|--------------------------|-------------|--------|---|---|---|---|-----|-------|

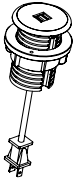


| | |
|-------------|-------|
| 01-SAND60PW | White |
| 01-SAND60PB | Black |

Description

- Unit is 2" Diameter; Mounts in 60mm Round Grommet
- 6' Cord
- Single Power Outlet

| | | | | | | | | |
|------------------------|-------------|--------|---|---|---|---|-----|--------|
| DOUBLE USB SAND DOLLAR | 01-SAND60US | Silver | 3 | 3 | 4 | 1 | 0.2 | \$ 277 |
|------------------------|-------------|--------|---|---|---|---|-----|--------|



| | |
|-------------|-------|
| 01-SAND60UW | White |
| 01-SAND60UB | Black |

Description

- Unit is 2" Diameter; Mounts in 60mm Round Grommet
- 6' Cord
- Double USB

| | | | | | | | | |
|------------------|-------------|-------|------------------|------------------|---|---|-----|--------|
| WIRELESS CHARGER | 01-DOCK950W | White | 3 $\frac{3}{10}$ | 3 $\frac{3}{10}$ | - | 1 | 0.2 | \$ 265 |
|------------------|-------------|-------|------------------|------------------|---|---|-----|--------|



Open Market Only

| | |
|-------------|-------|
| 01-DOCK950B | Black |
|-------------|-------|

Description

- For Use with Wireless Charging Enabled Devices
- 5 Watts Maximum Output with a Direct Current of 5V 2A and 10 Watts Maximum with Quick Charge 2.0
- Mounts in 76mm Round Cut-Out
- LED will Confirm Pairing with Device and Begin Wireless Charging

| | | | | | | | | |
|--------------------------|-------------|-------|---|---|-----------------|---|-----|--------|
| WIRELESS AND USB CHARGER | 01-DOCK150W | White | 3 | 3 | $\frac{3}{4}$ " | 1 | 0.2 | \$ 405 |
|--------------------------|-------------|-------|---|---|-----------------|---|-----|--------|



Open Market Only

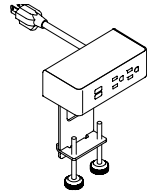
| | |
|-------------|-------|
| 01-DOCK150B | Black |
|-------------|-------|

Description

- For Use with Wireless Charging Enabled Devices and USB Charging Devices
- 5 Watt Maximum Output with a Direct Current Input of 5V 6A (Wireless Fast Charge)
- Mounts in 76mm Round Cut-Out
- Pop-Up is $\frac{3}{4}$ "H and Includes Three (3) USB Ports; One (1) 12 Watt Maximum with 2.4A (USB Fast Charge) and Two (2) 5 Watt with 1A (USB Standard Charge)
- LED Light will Confirm Pairing with Device and Begin Wireless Charging
- UL and cUL Certified

For ordering options, [see overview at the beginning of this section.](#)

| Item | Model No. | | W | D | H | Ship Wt | Cubic Ft | List Price |
|------|-----------|--|---|---|---|---------|----------|------------|
|------|-----------|--|---|---|---|---------|----------|------------|



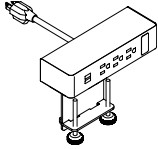
DUO CLAMP NEMA PLUG

| | | | | | | | |
|--------------|--------|----|---|---|---|-----|--------|
| 01-DUOCLAMPS | Silver | 5½ | 3 | 7 | 1 | 0.2 | \$ 572 |
| 01-DUOCLAMPW | White | | | | | | |
| 01-DUOCLAMPB | Black | | | | | | |

Description

- Standard with: Two (2) Power Outlet, One (1) USB Charging Port and One (1) 60-Watt USB-C Power Delivery Port with GaN Technology with 10' Cord
- Clamps to Top and Features Silver Metal Trim
- Independent USB Circuit Controllers Deliver up to 2.1 Amps to Each Post
- All Mounting Hardware Included
- FCC Part 15A and UL Approved for Horizontal and Vertical Applications

TRIO CLAMP NEMA PLUG



| | | | | | | | |
|---------------|--------|---|---|---|---|-----|--------|
| 01-TRIOCLAMPS | Silver | 8 | 3 | 7 | 1 | 0.2 | \$ 671 |
| 01-TRIOCLAMPW | White | | | | | | |
| 01-TRIOCLAMPB | Black | | | | | | |

Description

- Standard with: Three (3) Power Outlets, One (1) USB Charging Port, One (1) 60-Watt USB-C Power Delivery Port with GaN Technology, One (1) Open Data with 10' Cord
- Clamps to Top and Features Silver Metal Trim
- Independent USB Circuit Controllers Deliver up to 2.1 Amps to Each Post
- HDMI, VGA, or RJ45 Accessories Sold Separately; See Below
- All Mounting Hardware Included
- FCC Part 15A and UL Approved for Horizontal and Vertical Applications

DUO BEZEL NEMA PLUG




| | | | | | | | |
|--------------|--------|---|----|---|---|-----|--------|
| 01-DUOBEZELS | Silver | 9 | 2½ | 3 | 1 | 0.2 | \$ 675 |
| 01-DUOBEZELW | White | | | | | | |
| 01-DUOBEZELB | Black | | | | | | |

Description

- Sits On Top of the Worksurface and Includes: Two (2) Power, One (1) USB Charging Port and One (1) 60-Watt USB-C Power Delivery Port with GaN Technology with 10' Cord
- Worksurface Must Be Routed To Accept Unit, Which Sits Down Into Worksurface Supported By Attractive Slim Fit Bezel
- Independent USB Circuit Controllers Deliver up to 2.1 Amps to Each Post
- All Mounting Hardware Included
- FCC Part 15A and UL Approved for Horizontal and Vertical Applications

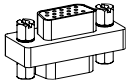
For ordering options, [see overview at the beginning of this section.](#)

| Item | Model No. | | W | D | H | Ship Wt | Cubic Ft | List Price |
|---|---------------|--------|----|----|----|---------|----------|------------|
|  | 01-TRIOBEZELS | Silver | 6½ | 2½ | 3¼ | 1 | 0.2 | \$ 725 |
| | 01-TRIOBEZELW | White | | | | | | |
| | 01-TRIOBEZELB | Black | | | | | | |

Description

- Sits On Top of the Worksurface and Includes: Three (3) Power, One (1) USB Charging Port and One (1) 60-Watt USB-C Power Delivery Port with GaN Technology, One (1) Open Data, and 10' Cord
- Worksurface Must Be Routed To Accept Unit, Which Sits Down Into Worksurface Supported By Attractive Slim Fit Bezel
- Independent USB Circuit Controllers Deliver up to 2.1 Amps to Each Post
- HDMI, VGA, or RJ45 Accessories Sold Separately, [See Below](#)
- All Mounting Hardware Included
- FCC Part 15A and UL Approved for Horizontal and Vertical Applications

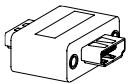
| | | | | | | | | |
|---------------------------------|------------|--|---|---|---|---|---|--------|
| TRIO VGA DATA PORT ACCESSORY | 01-LCOMVGA | | - | - | - | - | - | \$ 121 |
|---------------------------------|------------|--|---|---|---|---|---|--------|



Description

- VGA Ports for Trio Units

| | | | | | | | | |
|----------------------------------|-------------|--|---|---|---|---|---|--------|
| TRIO HDMI DATA PORT ACCESSORY | 01-LCOMHDMI | | - | - | - | - | - | \$ 166 |
|----------------------------------|-------------|--|---|---|---|---|---|--------|

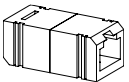


Open Market Only

Description

- HDMI Ports for Trio Units

| | | | | | | | | |
|----------------------------------|-------------|--|---|---|---|---|---|-------|
| TRIO RJ45 DATA PORT ACCESSORY | 01-LCOMRJ45 | | - | - | - | - | - | \$ 79 |
|----------------------------------|-------------|--|---|---|---|---|---|-------|

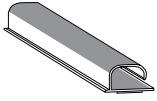


Description

- RJ45 Ports for Trio Units

For ordering options, [see overview at the beginning of this section.](#)

| Item | Model No. | W | D | H | Ship Wt | Cubic Ft | List Price |
|--------------|-----------|----|-----------------|---|---------|----------|------------|
| WIRE CHANNEL | 01-32125 | 24 | 1 $\frac{5}{8}$ | 1 | .25 | 0.3 | \$ 106 |


Description

- Available in Black
- Includes (2) Double-Sided Tape Ribbons for Easy Installation
- Open J Channel for Easy Wire Management

| | | | | | | | |
|--------------------|----------|------------------|----|------------------|----|-----|---------|
| VESTA POWER CENTER | 01-PDCTR | 10 $\frac{3}{4}$ | 12 | 28 $\frac{3}{4}$ | 14 | 2.5 | \$ 1776 |
|--------------------|----------|------------------|----|------------------|----|-----|---------|


Description

- Top Includes One (1) Power Outlet, Two (2) USB Ports and One (1) USBC Port; Base Includes Three (3) Outlet
- Available in White
- 120" Power Cord
- Built with Weight Distribution for Optimal Stability
- Base is 5" Tall

For ordering options, [see overview at the beginning of this section.](#)

Designed by Jason Lansdale in conjunction with our UK partner, Pledge, Polka is a flexible and fun modular seating range with soft curves and gentle waterfall seat edges. Its low, wide stance and asymmetric shapes provide a striking alternative for sitting, relaxing, and touchdown working. Perfect for lobbies, atriums, and collaboration areas.

CONSTRUCTION

- Internal wood components and frame are manufactured using Baltic Birch plywood; frames are individually hand assembled, and all joints are mortised and tenoned, and glued for maximum strength and durability
- Legs are constructed of European Beech; Leg is 1¾"W x 10½"D 8¾"H with glide, Foot is 2¼"D
- High Grade Polyurethane Foam, 3¾" thick
- Includes non-marring, nylon adjustable glides
- Lounge units rated for users up to 275lbs
- Ships fully assembled

HOW TO ORDER EXAMPLE

| Model No. | Description | Example |
|-----------|-------------|------------------------------|
| PLK01L | Leg Finish | BW |
| | Upholstery | CF Stinson Round Trip Energy |

UPHOLSTERY OPTIONS

Available in single upholstery. Select from a wide variety of graded-in or contract options, including fabric, vinyl, and leather.

Upholstery is applied across the roll and Indiana Furniture will make every attempt to apply the upholstery in the same direction on multiple pieces while making the best use of the yardage supplied.

LEG WOOD FINISHES

Indiana Furniture uses a multi-step, hand finishing process on all exposed wood.

Chairs feature a catalyzed varnish finish which offers durability, lasting beauty, and resistance to normal wear.

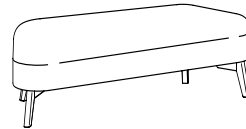
| | |
|-------------------------|------------------------|
| AW Artisan Walnut | MW Mahogany Walnut |
| AS Asian Night | MAS Mesa Sunset* |
| BW Beigewood* | MTS Metropolis Sky |
| BL Black | MNR Midnight Run |
| CO Columbian Walnut | NTM Natural Marrone* |
| DC Dark Cherry | ORW Oak Riftwood* |
| DFW Dark Forest Walnut* | PNW Pinnacle Walnut |
| WH Designer White | PTK Portico Teak* |
| EF Espresso | RC River Cherry* |
| FO Fawn Oak* | SCH Select Cherry |
| FLW Florence Walnut* | SPW Sepia Walnut* |
| GC Golden Cherry | SKC Shaker Cherry |
| HVM Harvest Maple* | SBP Smoky Brown Pear* |
| HW Harvest Walnut | TK Studio Teak |
| HNW Henna Walnut | SM Sugar Maple |
| KHE Kirsche | WTA Weathered Ash* |
| LW Legacy Walnut | WNB White Nebbia |
| | WC Williamsburg Cherry |

* Finish is Low Sheen

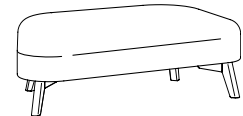
CERTIFICATIONS & COMPLIANCE

- CAL 117-2013 Compliance
- Intertek Sustainability Certified
- BIFMA level® Certified
- BIFMA Compliant® Certified
- TSCA Title VI (CARB) Compliance
- Contributes to LEED®, Green Globes®, and WELL® Sustainable Programs

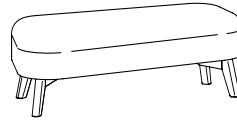
STATEMENT OF LINE



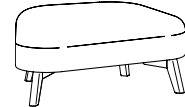
84¾"W x 38¼"D
PLK01R (Right)
PLK01L (Left)
[\(See Details\)](#)



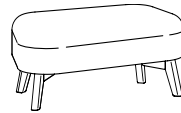
61"W x 38¼"D
PLK02R (Right)
PLK02L (Left)
[\(See Details\)](#)



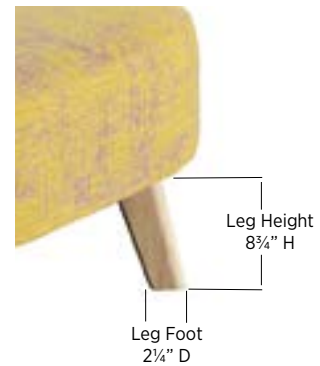
61¾"W x 29½"D
PLK03R (Right)
PLK03L (Left)
[\(See Details\)](#)



47¼"W x 38¼"D
PLK04R (Right)
PLK04L (Left)
[\(See Details\)](#)



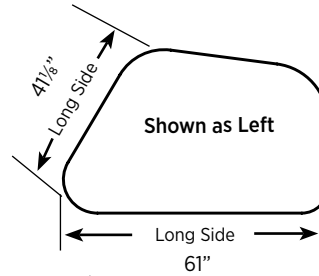
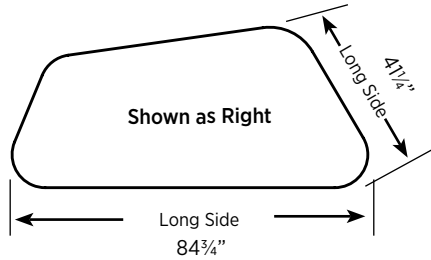
47¼"W x 29½"D
PLK05R (Right)
PLK05L (Left)
[\(See Details\)](#)



Polka offers five asymmetric shapes, available in left and right models, to easily create extra seating or touchdown areas. The left or right model is determined by which side the longest diagonal is on when facing the longest straight side.

PLK01L/R

84 $\frac{5}{8}$ "W
38 $\frac{1}{4}$ "D
17 $\frac{3}{4}$ "H

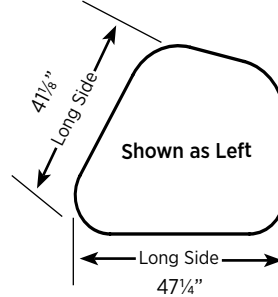
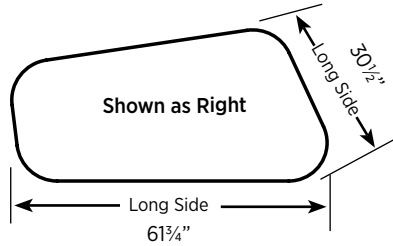


PLK02L/R

61"W
38 $\frac{1}{4}$ "D
17 $\frac{3}{4}$ "H

PLK03L/R

61 $\frac{3}{8}$ "W
29 $\frac{1}{2}$ "D
17 $\frac{3}{4}$ "H

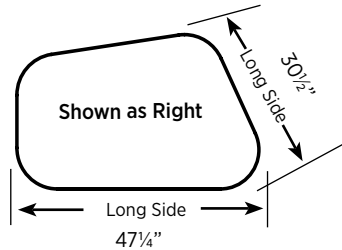


PLK04L/R

47 $\frac{1}{4}$ "W
38 $\frac{1}{4}$ "D
17 $\frac{3}{4}$ "H

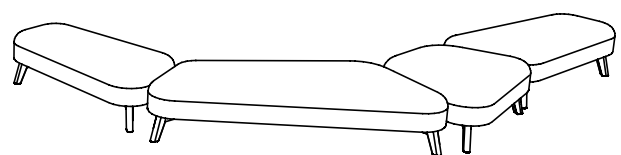
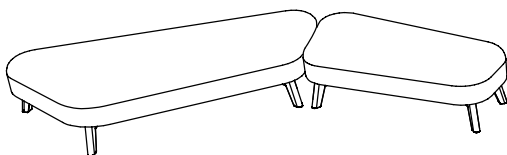
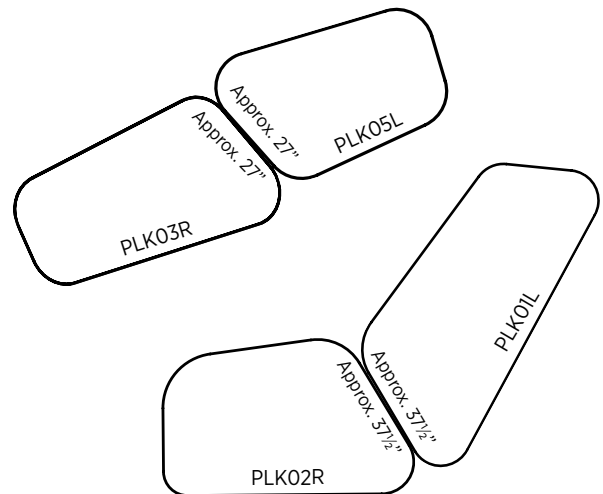
PLK05L/R

47 $\frac{1}{4}$ "W
29 $\frac{1}{2}$ "D
17 $\frac{3}{4}$ "H



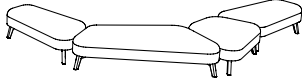
Polka's soft curves, wide stance, and asymmetric shapes offer enormous flexibility when creating seating areas. Polka units fit best when pairing lounge units with the same diagonal measurement together.

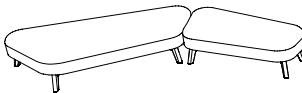
See individual products for coordinating measurements and set your imagination free.



POLKA

MODULAR LOUNGE BY PLEDGE (PLK SERIES)

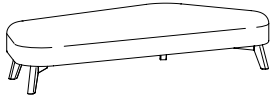
| Item | Model No. | Width | Depth | Height | Ship Wt | Cubic Ft | List Price |
|--|-----------|------------|-----------------------------------|--------|---------|----------|------------|
|  | PLK-1 | 255½ | 38¼ | 17¾ | 233 | 113.8 | \$ 8512 |
| CONSISTS OF: | | QTY | | | | | |
| | PLK01R | 1 | 84¾"Wx38¼"D Modular Lounge, Right | | | | \$ 2530 |
| | PLK04L | 1 | 47¼"Wx38¼"D Modular Lounge, Left | | | | \$ 1918 |
| | PLK03R | 2 | 61¾"Wx29½"D Modular Lounge, Right | | | | \$ 4064 |
| Products are available as left or right and with other features, where applicable Grade 1 with standard metal leg pricing | | | | | | | |

| | | | | | | | |
|--|--------|------------|-----------------------------------|-----|-----|------|---------|
|  | PLK-2 | 146½ | 38¼ | 17¾ | 135 | 65.0 | \$ 4562 |
| CONSISTS OF: | | QTY | | | | | |
| | PLK01R | 1 | 84¾"Wx38¼"D Modular Lounge, Right | | | | \$ 2530 |
| | PLK03R | 1 | 61¾"Wx29½"D Modular Lounge, Right | | | | \$ 2032 |
| Products are available as left or right and with other features, where applicable Grade 1 with standard metal leg pricing | | | | | | | |

For ordering options, [see overview at the beginning of this section.](#)

PLEDGE

| Item | Model No. | Seat Width | Seat Depth | Seat Height | Ship Wt | Cubic Ft |
|----------------------------|--------------|------------|------------|-------------|---------|----------|
| 84¾"Wx38¼"D MODULAR LOUNGE | Left | | | | | |
| | Right | | | | | |
| | PLK01L | PLK01R | 84⅝ | 38¼ | 17¾ | 85 39.4 |



Shown as Right

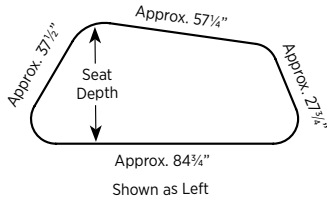
Must Specify (in this order):

- Model #
- Leg Finish
- Upholstery

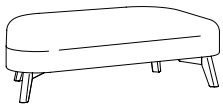
Description

- Determine Left or Right by Facing Long Straight Side with Long Diagonal on Right or Left ([See Sizes](#))

| List Price/Grade | Yards | COM/1 | 2 | 3 | 4 | 5 | 6 | 7 | 8 | 9 | 10 | L1 | L2 |
|-------------------|-------|---------|------|------|------|------|------|------|------|------|------|------|------|
| Single Upholstery | 3.75 | \$ 2530 | 2725 | 2890 | 3051 | 3295 | 3543 | 3895 | 4263 | 4690 | 5185 | 3768 | 4296 |



| Item | Model No. | Seat Width | Seat Depth | Seat Height | Ship Wt | Cubic Ft |
|---------------------------|--------------|------------|------------|-------------|---------|----------|
| 61"Wx38¼"D MODULAR LOUNGE | Left | | | | | |
| | Right | | | | | |
| | PLK02L | PLK02R | 61 | 38¼ | 17¾ | 65 29.2 |



Shown as Left

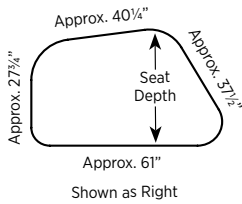
Must Specify (in this order):

- Model #
- Leg Finish
- Upholstery

Description

- Determine Left or Right by Facing Long Straight Side with Long Diagonal on Right or Left ([See Sizes](#))

| List Price/Grade | Yards | COM/1 | 2 | 3 | 4 | 5 | 6 | 7 | 8 | 9 | 10 | L1 | L2 |
|-------------------|-------|---------|------|------|------|------|------|------|------|------|------|------|------|
| Single Upholstery | 2.75 | \$ 2276 | 2419 | 2540 | 2658 | 2837 | 3019 | 3277 | 3547 | 3860 | 4223 | 3184 | 3571 |



| Item | Model No. | Seat Width | Seat Depth | Seat Height | Ship Wt | Cubic Ft |
|----------------------------|--------------|------------|------------|-------------|---------|----------|
| 61¾"Wx29½"D MODULAR LOUNGE | Left | | | | | |
| | Right | | | | | |
| | PLK03L | PLK03R | 61⅝ | 29½ | 17¾ | 50 25.6 |



Shown as Left

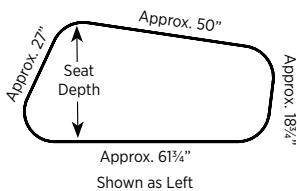
Must Specify (in this order):

- Model #
- Leg Finish
- Upholstery

Description

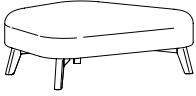
- Determine Left or Right by Facing Long Straight Side with Long Diagonal on Right or Left ([See Sizes](#))

| List Price/Grade | Yards | COM/1 | 2 | 3 | 4 | 5 | 6 | 7 | 8 | 9 | 10 | L1 | L2 |
|-------------------|-------|---------|------|------|------|------|------|------|------|------|------|------|------|
| Single Upholstery | 2.50 | \$ 2032 | 2162 | 2272 | 2380 | 2542 | 2707 | 2942 | 3187 | 3472 | 3802 | 2857 | 3210 |



For ordering options, [see overview at the beginning of this section.](#)

| Item | Model No. | | Seat Width | Seat Depth | Seat Height | Ship Wt | Cubic Ft |
|----------------------------|-------------|--------------|------------|------------|-------------|---------|----------|
| 47¼"Wx38¼"D MODULAR LOUNGE | Left | Right | | | | | |
| | PLK04L | PLK04R | 47¼ | 38¼ | 17¾ | 48 | 23.2 |



Shown as Right

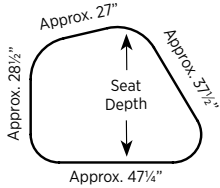
Must Specify (in this order):

- Model #
- Leg Finish
- Upholstery

Description

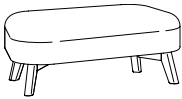
- Determine Left or Right by Facing Long Straight Side with Long Diagonal on Right or Left ([See Sizes](#))

| List Price/Grade | Yards | COM/1 | 2 | 3 | 4 | 5 | 6 | 7 | 8 | 9 | 10 | L1 | L2 |
|-------------------|-------|---------|------|------|------|------|------|------|------|------|------|------|------|
| Single Upholstery | 2.25 | \$ 1918 | 2035 | 2134 | 2231 | 2377 | 2526 | 2737 | 2958 | 3214 | 3511 | 2661 | 2978 |



Shown as Right

| Item | Model No. | | Seat Width | Seat Depth | Seat Height | Ship Wt | Cubic Ft |
|----------------------------|-------------|--------------|------------|------------|-------------|---------|----------|
| 47¼"Wx29½"D MODULAR LOUNGE | Left | Right | | | | | |
| | PLK05L | PLK05R | 47¼ | 29½ | 17¾ | 42 | 19.5 |



Shown as Left

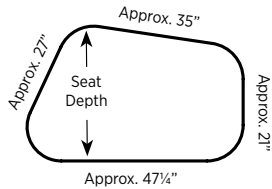
Must Specify (in this order):

- Model #
- Leg Finish
- Upholstery

Description

- Determine Left or Right by Facing Long Straight Side with Long Diagonal on Right or Left ([See Sizes](#))

| List Price/Grade | Yards | COM/1 | 2 | 3 | 4 | 5 | 6 | 7 | 8 | 9 | 10 | L1 | L2 |
|-------------------|-------|---------|------|------|------|------|------|------|------|------|------|------|------|
| Single Upholstery | 2.00 | \$ 1847 | 1951 | 2039 | 2125 | 2255 | 2387 | 2575 | 2771 | 2999 | 3263 | 2507 | 2789 |



Shown as Left

For ordering options, [see overview at the beginning of this section.](#)

Clean lines, refined scale, and gracefully angled arms makes Portia an excellent choice for comfortable guest or lounge applications with timeless appeal. Solid hardwood frames provide for a smooth and radiant finish, while loose cushions make these models easy to clean.

CONSTRUCTION

- Internal wood components are manufactured using plywood, while chair frames are manufactured using Maple
- All chair joints are mortised and tenoned, screwed and glued for maximum strength and durability
- Legs are 10" tall
- Non-marring nylon glides included in each leg at floor level
- High Grade Polyurethane Foam, 5½" thick in the seat and 4¾" thick in the back
- Lounge unist rated for users up to 275lbs
- Ships fully assembled

HOW TO ORDER EXAMPLE

| Model No. | Description | Example |
|-----------|------------------------------------|---|
| 576 | Leg Finish Upholstery Glides | TK Momentum Cover Cloth Delft STD |

WOOD FINISHES

Indiana Furniture uses a multi-step, hand finishing process on all exposed wood frames.

Chairs feature a catalyzed varnish finish which offers durability, lasting beauty, and resistance to normal wear.

| | |
|-------------------------|------------------------|
| AW Artisan Walnut | MW Mahogany Walnut |
| AS Asian Night | MAS Mesa Sunset* |
| BW Beigewood* | MTS Metropolis Sky |
| BL Black | MNR Midnight Run |
| CO Columbian Walnut | NTM Natural Marrone* |
| DC Dark Cherry | ORW Oak Riftwood* |
| DFW Dark Forest Walnut* | PNW Pinnacle Walnut |
| WH Designer White | PTK Portico Teak* |
| EF Espresso | RC River Cherry* |
| FO Fawn Oak* | SCH Select Cherry |
| FLW Florence Walnut* | SPW Sepia Walnut* |
| GC Golden Cherry | SKC Shaker Cherry |
| HVM Harvest Maple* | SBP Smoky Brown Pear* |
| HW Harvest Walnut | TK Studio Teak |
| HNW Henna Walnut | SM Sugar Maple |
| KHE Kirsche | WTA Weathered Ash* |
| LW Legacy Walnut | WNB White Nebbia |
| | WC Williamsburg Cherry |

* Finish is Low Sheen

UPHOLSTERY OPTIONS

Available in single upholstery in a wide variety of graded-in or contract options, including fabric, vinyl, and leather.

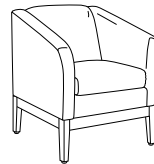
GLIDE OPTIONS

| | | |
|------|--------------|--------|
| STD | Nylon Glides | STD |
| FELT | Felt Glides | \$ N/C |


CERTIFICATIONS & COMPLIANCE

- CAL 117-2013 Compliance
- Intertek Sustainability Certified
- BIFMA level® Certified
- BIFMA Compliant® Certified
- TSCA Title VI (CARB) Compliance
- Contributes to LEED®, Green Globes®, and WELL® Sustainable Programs


STATEMENT OF LINE




Club Chair: 576
[\(See Details\)](#)



Settee: 5762
[\(See Details\)](#)




Sofa: 5763
[\(See Details\)](#)



Enhance your space with new Cushion Pillows. Available in multiple shapes and sizes, and with or without piping.
[See Product Details.](#)

| Item | Model No. | Chair Width | Chair Depth | Chair Height | Seat Width | Seat Depth | Seat Height | Arm Height | Ship Wt | Cubic Ft |
|------------|-----------|-------------|-------------|--------------|------------|------------|-------------|------------|---------|----------|
| CLUB CHAIR | 576 | 31 | 30 | 34 | 18½ | 20 | 19½ | 28 | 58 | 24.0 |




Description

- Standard with: Wood Legs and One (1) Loose Cushion

| List Price/Grade | Yards | COM/1 | 2 | 3 | 4 | 5 | 6 | 7 | 8 | 9 | 10 | L1 | L2 |
|-------------------|-------|---------|------|------|------|------|------|------|------|------|------|------|------|
| Single Upholstery | 5.00 | \$ 2633 | 2893 | 3113 | 3328 | 3653 | 3983 | 4453 | 4943 | 5513 | 6173 | 4283 | 4988 |

Must Specify (in this order):
Model #
Leg Finish
Upholstery

| | | | | | | | | | | |
|--------|------|----|----|----|----|----|-----|----|----|------|
| SETTEE | 5762 | 51 | 30 | 34 | 41 | 20 | 19½ | 28 | 82 | 42.6 |
|--------|------|----|----|----|----|----|-----|----|----|------|



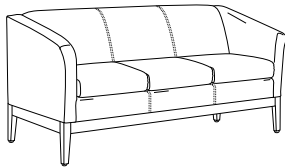
Description

- Standard with: Wood Legs and Two (2) Loose Cushions

| List Price/Grade | Yards | COM/1 | 2 | 3 | 4 | 5 | 6 | 7 | 8 | 9 | 10 | L1 | L2 |
|-------------------|-------|---------|------|------|------|------|------|------|------|------|------|------|------|
| Single Upholstery | 5.75 | \$ 3700 | 3999 | 4252 | 4499 | 4873 | 5253 | 5793 | 6357 | 7012 | 7771 | 5598 | 6408 |

Must Specify (in this order):
Model #
Leg Finish
Upholstery

| | | | | | | | | | | |
|------|------|----|----|----|----|----|-----|----|----|------|
| SOFA | 5763 | 71 | 30 | 34 | 61 | 20 | 19½ | 28 | 98 | 55.8 |
|------|------|----|----|----|----|----|-----|----|----|------|



Description

- Standard with: Wood Legs and Three (3) Loose Cushions

| List Price/Grade | Yards | COM/1 | 2 | 3 | 4 | 5 | 6 | 7 | 8 | 9 | 10 | L1 | L2 |
|-------------------|-------|---------|------|------|------|------|------|------|------|-------|-------|------|------|
| Single Upholstery | 8.75 | \$ 4969 | 5424 | 5809 | 6185 | 6754 | 7332 | 8154 | 9012 | 10009 | 11164 | 7857 | 9090 |

Must Specify (in this order):
Model #
Leg Finish
Upholstery

For ordering options, [see overview at the beginning of this section.](#)

Create a timeless foundation for office environments with traditional style that is classic and enduring. Select from tufted or plain backs to best fit your design vision and environment. Swivels feature swivel-tilt control with pneumatic height adjustment. Solid hardwood frames feature carved arm and leg detailing.

CONSTRUCTION

- Exposed wood components and chair frame are manufactured using European Beech and are free of spirits, discoloration, pits, shakes, and wormholes; base caps are manufactured using select maple
- All chair joints are double-doweled or mortised and tenoned, screwed, and glued for maximum strength and durability
- All seats feature corner blocking
- Frames are individually hand assembled and sanded prior to being finished
- Non-marring nylon glides included in each leg at floor level
- If applicable, caster options include hooded casters available in black, brass and silver or choose black soft casters for hard surfaces
- High Grade Polyurethane Foam, 1½" thick in the seat and back
- Textiles are sewn with double stitch seams
- High quality resilient sheet webbing ensures a comfortable seating application
- Seating rated for users up to 275lbs
- Ships fully assembled

HOW TO ORDER EXAMPLE

| Model No. | Description | Example |
|-----------|--------------------|-----------------------------------|
| 112TB | Finish | EF |
| | Primary Upholstery | UF Ultraleather Original Elephant |
| | Control | STD |
| | Casters | SLCS |

CONTROLS OPTIONS

| | | |
|-----|--|--------|
| STD | Swivel-Tilt with Adjustable Tension Spring | STD |
| KT | Knee-Tilt Control | \$ 299 |

CASTER OPTIONS (IF APPLICABLE)

| | | |
|------|-------------------------------------|--------|
| BRCS | Brass Hooded Casters | STD |
| BLCS | Black Hooded Casters | \$ N/C |
| SLCS | Silver Hooded Casters | \$ N/C |
| BHC | Black Soft Caster for Hard Surfaces | \$ N/C |

UPHOLSTERY OPTIONS

Available in single upholstery in a wide variety of graded-in or contract options, including fabric, vinyl, and leather.

WOOD FINISHES

Indiana Furniture uses a multi-step, hand finishing process on all exposed wood frames.

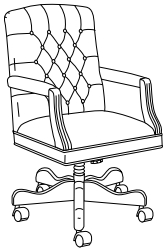
Chairs feature a catalyzed varnish finish which offers durability, lasting beauty, and resistance to normal wear.

| | | | |
|-----|---------------------|-----|---------------------|
| AW | Artisan Walnut | MW | Mahogany Walnut |
| AS | Asian Night | MAS | Mesa Sunset* |
| BW | Beigewood* | MTS | Metropolis Sky |
| BL | Black | MNR | Midnight Run |
| CO | Columbian Walnut | NTM | Natural Marrone* |
| DC | Dark Cherry | ORW | Oak Riftwood* |
| DFW | Dark Forest Walnut* | PNW | Pinnacle Walnut |
| WH | Designer White | PTK | Portico Teak* |
| EF | Espresso | RC | River Cherry* |
| FO | Fawn Oak* | SCH | Select Cherry |
| FLW | Florence Walnut* | SPW | Sepia Walnut* |
| GC | Golden Cherry | SKC | Shaker Cherry |
| HVM | Harvest Maple* | SBP | Smoky Brown Pear* |
| HW | Harvest Walnut | TK | Studio Teak |
| HNW | Henna Walnut | SM | Sugar Maple |
| KHE | Kirsche | WTA | Weathered Ash* |
| LW | Legacy Walnut | WNB | White Nebbia |
| | | WC | Williamsburg Cherry |

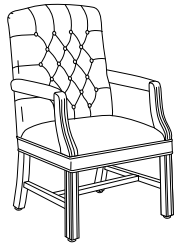
* Finish is Low Sheen

CERTIFICATIONS & COMPLIANCE

- CAL 117-2013 Compliance
- Intertek Sustainability Certified
- BIFMA level® Certified
- BIFMA Compliant® Certified
- TSCA Title VI (CARB) Compliance
- Contributes to LEED®, Green Globes®, and WELL® Sustainable Programs



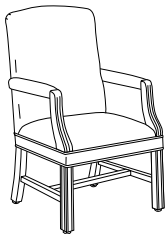
Tufted High Back
Swivel: 112TB
[\(See Details\)](#)




Tufted High Back
Guest: 116TB
[\(See Details\)](#)




High Back
Swivel: 112
[\(See Details\)](#)




High Back
Guest: 116
[\(See Details\)](#)



Mid Back Guest,
Closed Arms: 117
[\(See Details\)](#)

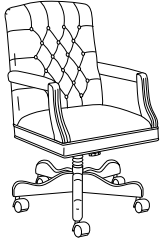


Mid Back Guest,
Open Arms: 118
[\(See Details\)](#)



Mid Back Guest,
Armless: 118N
[\(See Details\)](#)

| Item | Model No. | Chair Width | Chair Depth | Chair Height | Seat Width | Seat Depth | Seat Height | Arm Height | Ship Wt | Cubic Ft |
|-------------------------|-----------|-------------|-------------|--------------|------------|------------|-------------|------------|---------|----------|
| TUFTED HIGH BACK SWIVEL | 112TB | 25 | 28½ | 40-44 | 18½ | 18 | 16-20 | 27-30 | 52 | 20 |



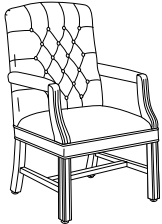
Must Specify (in this order):
Model #
Finish
Upholstery
Control
Caster

Description

- Standard with: Swivel Tilt Control with Adjustable Tension, Pneumatic Height Adjustment, Tufted Back, 5-Star Base with Hardwood Caps, and Brass Hooded Dual Wheel Casters
- Additional Options: Caster Options ([See Casters](#)) and Control Options ([Knee-Tilt Control Option](#))

| List Price/Grade | Yards | COM/1 | 2 | 3 | 4 | 5 | 6 | 7 | 8 | 9 | 10 | L1 | L2 |
|-------------------|-------|---------|------|------|------|------|------|------|------|------|------|------|------|
| Single Upholstery | 2.75 | \$ 2649 | 2792 | 2913 | 3031 | 3210 | 3392 | 3650 | 3920 | 4233 | 4596 | 3557 | 3944 |

| | | | | | | | | | | |
|------------------------|-------|----|-----|-----|----|----|-----|----|----|------|
| TUFTED HIGH BACK GUEST | 116TB | 25 | 27½ | 41½ | 19 | 18 | 17½ | 28 | 32 | 23.2 |
|------------------------|-------|----|-----|-----|----|----|-----|----|----|------|



Must Specify (in this order):
Model #
Finish
Upholstery

Description

- Standard with: Tufted Back and Nylon Glides

| List Price/Grade | Yards | COM/1 | 2 | 3 | 4 | 5 | 6 | 7 | 8 | 9 | 10 | L1 | L2 |
|-------------------|-------|---------|------|------|------|------|------|------|------|------|------|------|------|
| Single Upholstery | 2.75 | \$ 2217 | 2360 | 2481 | 2599 | 2778 | 2960 | 3218 | 3488 | 3801 | 4164 | 3125 | 3512 |

| | | | | | | | | | | |
|------------------|-----|----|-----|-------|-----|----|-------|-------|----|----|
| HIGH BACK SWIVEL | 112 | 25 | 28½ | 40-44 | 18½ | 18 | 16-20 | 27-30 | 52 | 20 |
|------------------|-----|----|-----|-------|-----|----|-------|-------|----|----|



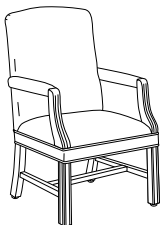
Must Specify (in this order):
Model #
Finish
Upholstery
Control
Caster

Description

- Standard with: Swivel Tilt Control with Adjustable Tension, Pneumatic Height Adjustment, 5-Star Base with Hardwood Caps, and Brass Hooded Dual Wheel Casters
- Additional Options: Caster Options ([See Casters](#)) and Control Options ([Knee-Tilt Control Option](#))

| List Price/Grade | Yards | COM/1 | 2 | 3 | 4 | 5 | 6 | 7 | 8 | 9 | 10 | L1 | L2 |
|-------------------|-------|---------|------|------|------|------|------|------|------|------|------|------|------|
| Single Upholstery | 2.75 | \$ 2460 | 2603 | 2724 | 2842 | 3021 | 3203 | 3461 | 3731 | 4044 | 4407 | 3368 | 3755 |

| | | | | | | | | | | |
|-----------------|-----|----|-----|-----|----|----|-----|----|----|------|
| HIGH BACK GUEST | 116 | 25 | 27½ | 41½ | 19 | 18 | 17½ | 28 | 32 | 23.2 |
|-----------------|-----|----|-----|-----|----|----|-----|----|----|------|



Must Specify (in this order):
Model #
Finish
Upholstery

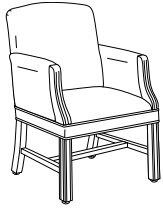
Description

- Standard with: Nylon Glides

| List Price/Grade | Yards | COM/1 | 2 | 3 | 4 | 5 | 6 | 7 | 8 | 9 | 10 | L1 | L2 |
|-------------------|-------|---------|------|------|------|------|------|------|------|------|------|------|------|
| Single Upholstery | 2.75 | \$ 1980 | 2123 | 2244 | 2362 | 2541 | 2723 | 2981 | 3251 | 3564 | 3927 | 2888 | 3275 |

For ordering options, [see overview at the beginning of this section.](#)

| Item | Model No. | Chair Width | Chair Depth | Chair Height | Seat Width | Seat Depth | Seat Height | Arm Height | Ship Wt | Cubic Ft |
|---------------------------------|-----------|-------------|-------------|--------------|------------|------------|-------------|------------|---------|----------|
| MID BACK GUEST WITH CLOSED ARMS | 117 | 25½ | 25 | 36 | 20 | 18 | 18½ | 27¾ | 32 | 23.2 |

**Description**

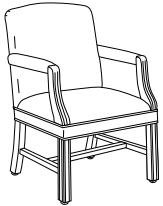
- Standard with: Nylon Glides

| List Price/Grade | Yards | COM/1 | 2 | 3 | 4 | 5 | 6 | 7 | 8 | 9 | 10 | L1 | L2 |
|-------------------|-------|---------|------|------|------|------|------|------|------|------|------|------|------|
| Single Upholstery | 3.50 | \$ 2442 | 2624 | 2778 | 2929 | 3156 | 3387 | 3716 | 4059 | 4458 | 4920 | 3597 | 4091 |

Must Specify (in this order):

Model #
Finish
Upholstery

| | | | | | | | | | | |
|-------------------------------|-----|-----|----|----|----|----|-----|-----|----|------|
| MID BACK GUEST WITH OPEN ARMS | 118 | 25½ | 25 | 36 | 20 | 18 | 18½ | 27¾ | 32 | 23.2 |
|-------------------------------|-----|-----|----|----|----|----|-----|-----|----|------|

**Description**


- Standard with: Nylon Glides

| List Price/Grade | Yards | COM/1 | 2 | 3 | 4 | 5 | 6 | 7 | 8 | 9 | 10 | L1 | L2 |
|-------------------|-------|---------|------|------|------|------|------|------|------|------|------|------|------|
| Single Upholstery | 2.75 | \$ 1899 | 2042 | 2163 | 2281 | 2460 | 2642 | 2900 | 3170 | 3483 | 3846 | 2807 | 3194 |

Must Specify (in this order):

Model #
Finish
Upholstery

| | | | | | | | | | | |
|------------------------|------|----|----|----|----|----|-----|---|----|------|
| ARMLESS MID BACK GUEST | 118N | 24 | 25 | 36 | 22 | 18 | 18½ | - | 32 | 23.2 |
|------------------------|------|----|----|----|----|----|-----|---|----|------|

**Description**

- Standard with: Nylon Glides

| List Price/Grade | Yards | COM/1 | 2 | 3 | 4 | 5 | 6 | 7 | 8 | 9 | 10 | L1 | L2 |
|-------------------|-------|---------|------|------|------|------|------|------|------|------|------|------|------|
| Single Upholstery | 2.50 | \$ 1721 | 1851 | 1961 | 2069 | 2231 | 2396 | 2631 | 2876 | 3161 | 3491 | 2546 | 2899 |

Must Specify (in this order):

Model #
Finish
Upholstery

For ordering options, [see overview at the beginning of this section.](#)

Created for everyday use in every application, Rockstar features generous, contoured proportions and standout comfort for users of all sizes. With your choice of back, arm, and base options, weight-activated controls, and button detailing, this chair can rock any environment.

CONSTRUCTION

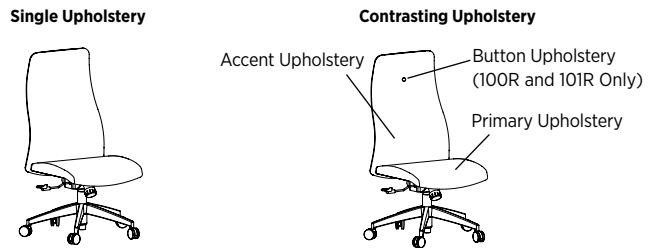
- Contoured back with integrated lumbar and seat with waterfall edge for maximum ergonomic comfort are formed with molded plywood
- Seat is 3" thick High Grade Molded Polyurethane Foam
- Roadie 100R & 101R models feature 2" thick High Grade Polyurethane Foam in the back
- Headliner 100H & 101H models feature a plush back with 2" thick plush High Grade Polyurethane Foam transitioning to 3" of foam in the lumbar area surrounded by high density vertical side bolsters provide extra support
- Upholstery features reinforced top stitch seams
- Arm options include durable black polyurethane T-arms, fixed aluminum or black polyurethane open loop arms, or fixed aluminum cantilever arms with black polyurethane pads
- Black nylon or polished aluminum five-star base with glide and caster options for soft and hard surfaces
- Weight-Activated Control rated for users up to 325lbs while Swivel Tilt and Synchro Tilt Comfort Controls are rated for users up to 275lbs
- Some assembly required with standard units or optional fully assembled units available with an upcharge

HOW TO ORDER EXAMPLE

| Model No. | Description | Example |
|-----------|--------------------|--------------------------|
| 100R | Primary Upholstery | UF Brisa Original Putty |
| | Accent Upholstery | UF Brisa Original Birch |
| | Button Detail | AVA |
| | Button Upholstery | Concertex Rise Avalanche |
| | Control | SS2 |
| | Base | ALM BASE |
| | Caster | CHRC |
| | Arm | FAL1 |
| | Assembly | ASSEM |

UPHOLSTERY OPTIONS

Available in single and contrasting upholsteries in a wide variety of graded-in or contract options, including fabric, vinyl, and leather.



BUTTON DETAILING OPTIONS

The optional button detail available on Roadie 100R and 101R comes in an array of options: No Button, Matching Primary Upholstery, Matching Accent Upholstery, or you may choose from 5 pre-selected vinyl upholsteries below.

Must Specify and Add.

| | | | |
|------|---|----|-----|
| NONE | No Button | | N/C |
| PRM | Match Primary Upholstery | \$ | 39 |
| ACNT | Match Accent Upholstery | \$ | 39 |
| | Pre-selected Vinyl Upholsteries (See Below) | \$ | 39 |



Concertex Rise Avalanche (AVA)




Concertex Rise Oynx (ONYX)



Concertex Rise Grain (GRN)



Spradling Whisper Indigo (IND)



Concertex Rise Smoke (SMK)

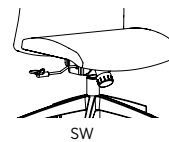
CONTROL OPTIONS

The Swivel Tilt Control, which adjusts the angle of the seat and back simultaneously, features pneumatic height adjustment, multi-angle and locking recline, and adjustable tension. The Synchro Tilt Comfort Control features pneumatic height adjustment, multi-angle and locking recline, adjustable tension control, and optional seat slider. The Weight-Activated Control features pneumatic height adjustment, multi-angle and locking recline, and automatic tension, which inherently adjusts to the weight of the user for maximum comfort.

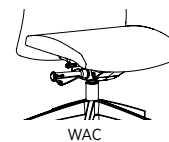
Weight Activated Control is rated for users up to 325lbs, Swivel Tilt and Synchro Tilt Comfort Controls are rated for users up to 275lbs.

Must Specify and Add.

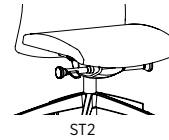
| | | | |
|-----|---|----|-----|
| SW | Swivel Tilt Control | | STD |
| WAC | Weight Activated Control | \$ | 68 |
| ST2 | Synchro Tilt Comfort Control | \$ | 99 |
| SS2 | Synchro Tilt Comfort Control with Seat Slider | \$ | 190 |



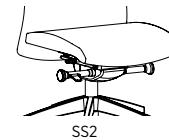
SW



WAC



ST2



SS2

Visit our website for user instructions www.indianafurniture.com

BASE OPTIONS

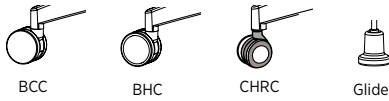
Must Specify and Add.

| | | |
|----------|------------------------|--------|
| BLK BASE | Black Nylon Base | STD |
| ALM BASE | Polished Aluminum Base | \$ 115 |

CASTER OPTIONS

Must Specify and Add.

| | | |
|------|---|--------|
| BCC | Black Dual Wheel Carpet Caster | STD |
| BHC | Black Soft Caster for Hard Surfaces | N/C |
| CHRC | Chrome-Rimmed Hard Surface Caster with Roll Control | \$ 398 |
| BG | Black Glides for All Surfaces | N/C |

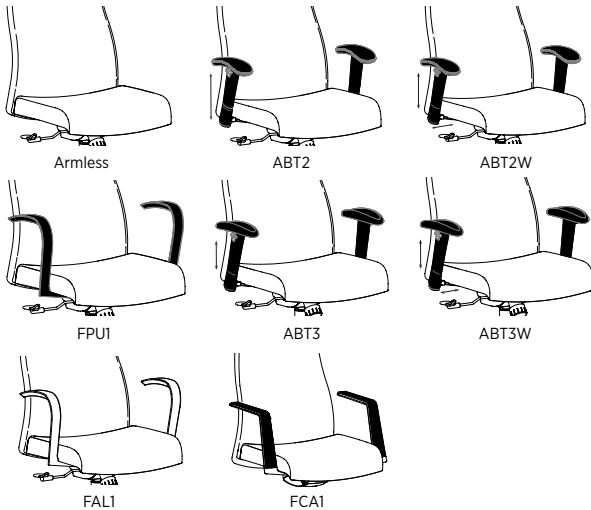


ARM OPTIONS

Choose armless or from one of the seven arm options. A black (ABT2) T-arm features teardrop-shaped arm cap and height adjustment with optional width adjustment (ABT2W). The black (ABT3) T-arm features a surfboard-shaped arm cap and height adjustment with optional width adjustment (ABT3W). The sleek and distinct fixed loop arm is available in black (FPU1) and aluminum (FAL1). And the new aluminum/black fixed cantilever arm (FCA1) adds elegance to the all-day comfort of both Roadie and Headliner models.

Must Specify and Add.

| | | | |
|--------|-------------------------------------|----|-----|
| NO ARM | Armless | \$ | STD |
| ABT2 | Black Height Adjustable T | \$ | 136 |
| ABT2W | Black Height and Width Adjustable T | \$ | 298 |
| ABT3 | Black Height Adjustable T | \$ | 176 |
| ABT3W | Black Height and Width Adjustable T | \$ | 341 |
| FAL1 | Aluminum Fixed Loop | \$ | 365 |
| FPU1 | Black Fixed Loop | \$ | 282 |
| FCA1 | Aluminum/Black Fixed Cantilever Arm | \$ | 269 |



ASSEMBLY OPTIONS

Rockstar is available knocked down or factory assembled. Must Specify and Add.

| | | |
|-------|------------------------|-------|
| KD | Some Assembly Required | STD |
| ASSEM | Factory Assembled | \$ 73 |

CERTIFICATIONS & COMPLIANCE

- CAL 117-2013 Compliance
- Intertek Sustainability Certified
- BIFMA level® Certified
- BIFMA Compliant® Certified
- TSCA Title VI (CARB) Compliance
- Contributes to LEED®, Green Globes®, and WELL® Sustainable Programs

STATEMENT OF LINE



Roadie with High Back: 100R
Shown with Optional Button Detail and FCA1 Arm
[\(See Details\)](#)



Roadie with Mid Back: 101R
Shown with Optional Button Detail
[\(See Details\)](#)



Headliner with High Back: 100H
Shown with FAL1 Arm
[\(See Details\)](#)



Headliner with Mid Back: 101H
Shown with FAL1 Arm
[\(See Details\)](#)

Visit our website for user instructions www.indianafurniture.com

| Item | Model No. | Chair Width | Chair Depth | Chair Height | Seat Width | Seat Depth | Seat Height | Arm Height | Ship Wt | Cubic Ft |
|---|-----------|-------------|-------------|--------------|------------|------------|-------------|------------|---------|----------|
| TASK/SWIVEL CHAIR WITH ROADIE HIGH BACK | 100R | 26 | 26 | 42¼ - 48¾ | 20½ | 19 | 16¼ - 22¾ | 25¾ - 29¾ | 65 | 15.2 |



Shown with Optional Button Detail and FCA1 Arm

Must Specify (in this order)

- Model #
- Primary Upholstery
- Accent Upholstery
- Button Detail
- Button Upholstery Control
- Base
- Caster
- Arm
- Assembly

Description

- Standard with: No Button (NONE), Swivel Tilt Control with Pneumatic Height Adjustment (SW), Black Nylon Base (BLK BASE), Black Dual Wheel Carpet Casters (BCC), Armless (NO ARM) and Unassembled (KD Some Assembly Required)
- Available with Contrasting Upholstery ([See Details](#))
- Optional [Weight Activated Control](#) Rated for Users up to 325lbs; Swivel and Synchro Tilt Comfort Controls Rated for 275lbs
- Personalize and Upgrade Your Chair with [Button Details](#), [Control Options](#), [Caster Options](#), and Other Selections, [See Upfront Overview Section](#)

| List Price/Grade | Yards | COM/1 | 2 | 3 | 4 | 5 | 6 | 7 | 8 | 9 | 10 | L1 | L2 |
|------------------------|-------|---------|------|------|------|------|------|------|------|------|------|------|------|
| Single Upholstery | 2.00 | \$ 1275 | 1379 | 1467 | 1553 | 1683 | 1815 | 2003 | 2199 | 2427 | 2691 | 1935 | 2217 |
| Contrasting Upholstery | | | | | | | | | | | | | |
| Primary | 1.00 | \$ 1287 | 1339 | 1383 | 1426 | 1491 | 1557 | 1651 | 1749 | 1863 | 1995 | 1617 | 1758 |
| Accent | 1.25 | \$ 0 | 65 | 120 | 174 | 255 | 338 | 455 | 578 | 720 | 885 | 413 | 589 |

| | | | | | | | | | | |
|--|------|----|----|----------|-----|----|-----------|-----------|----|------|
| TASK/SWIVEL CHAIR WITH ROADIE MID BACK | 101R | 26 | 26 | 37 - 43½ | 20½ | 19 | 16¼ - 22¾ | 25¾ - 29¾ | 55 | 12.4 |
|--|------|----|----|----------|-----|----|-----------|-----------|----|------|



Shown with Optional Button Detail and Armless

Must Specify (in this order)

- Model #
- Primary Upholstery
- Accent Upholstery
- Button Detail
- Button Upholstery Control
- Base
- Caster
- Arm
- Assembly

Description

- Standard with: No Button (NONE), Swivel Tilt Control with Pneumatic Height Adjustment (SW), Black Nylon Base (BLK BASE), Black Dual Wheel Carpet Casters (BCC), Armless (NO ARM) and Unassembled (KD Some Assembly Required)
- Available with Contrasting Upholstery ([See Details](#))
- Optional [Weight Activated Control](#) Rated for Users up to 325lbs; Swivel and Synchro Tilt Comfort Controls Rated for 275lbs
- Personalize and Upgrade Your Chair with [Button Details](#), [Control Options](#), [Caster Options](#), and Other Selections, [See Upfront Overview Section](#)

| List Price/Grade | Yards | COM/1 | 2 | 3 | 4 | 5 | 6 | 7 | 8 | 9 | 10 | L1 | L2 |
|------------------------|-------|---------|------|------|------|------|------|------|------|------|------|------|------|
| Single Upholstery | 1.75 | \$ 1247 | 1338 | 1415 | 1490 | 1604 | 1720 | 1884 | 2056 | 2255 | 2486 | 1825 | 2071 |
| Contrasting Upholstery | | | | | | | | | | | | | |
| Primary | 1.00 | \$ 1271 | 1323 | 1367 | 1410 | 1475 | 1541 | 1635 | 1733 | 1847 | 1979 | 1601 | 1742 |
| Accent | 1.25 | \$ 0 | 65 | 120 | 174 | 255 | 338 | 455 | 578 | 720 | 885 | 413 | 589 |

For ordering options, [see overview at the beginning of this section.](#)

| Item | Model No. | Chair Width | Chair Depth | Chair Height | Seat Width | Seat Depth | Seat Height | Arm Height | Ship Wt | Cubic Ft |
|--|-----------|-------------|-------------|--------------|------------|------------|-------------|------------|---------|----------|
| TASK/SWIVEL CHAIR WITH HEADLINER HIGH BACK | 100H | 26 | 26 | 42¼ - 48¾ | 20½ | 19 | 16¼ - 22¾ | 25¾ - 29¾ | 65 | 15.2 |



Shown with FAL1

Description

- Standard with: Swivel Tilt Control with Pneumatic Height Adjustment (SW), Black Nylon Base (BLK BASE), Black Dual Wheel Carpet Casters (BCC), Armless (NO ARM) and Unassembled (KD Some Assembly Required)
- Available with Contrasting Upholstery ([See Details](#))
- Optional [Weight Activated Control](#) Rated for Users up to 325lbs; Swivel and Synchro Tilt Comfort Controls Rated for 275lbs
- Personalize and Upgrade Your Chair with [Control Options](#), [Caster Options](#), and Other Selections, [See Upfront Overview Section](#)
- Button Detail not Available on Headliner Back

Must Specify (in this order)

- Model #
- Primary Upholstery
- Accent Upholstery
- Control
- Base
- Caster
- Arm
- Assembly

| List Price/Grade | Yards | COM/1 | 2 | 3 | 4 | 5 | 6 | 7 | 8 | 9 | 10 | L1 | L2 |
|------------------------|-------|---------|------|------|------|------|------|------|------|------|------|------|------|
| Single Upholstery | 2.25 | \$ 1499 | 1616 | 1715 | 1812 | 1958 | 2107 | 2318 | 2539 | 2795 | 3092 | 2242 | 2559 |
| Contrasting Upholstery | | | | | | | | | | | | | |
| Primary | 1.00 | \$ 1523 | 1575 | 1619 | 1662 | 1727 | 1793 | 1887 | 1985 | 2099 | 2231 | 1853 | 1994 |
| Accent | 1.75 | \$ 0 | 91 | 168 | 243 | 357 | 473 | 637 | 809 | 1008 | 1239 | 578 | 824 |

| | | | | | | | | | | |
|---|------|----|----|----------|-----|----|-----------|-----------|----|------|
| TASK/SWIVEL CHAIR WITH HEADLINER MID BACK | 101H | 26 | 26 | 37 - 43½ | 20½ | 19 | 16¼ - 22¾ | 25¾ - 29¾ | 55 | 12.4 |
|---|------|----|----|----------|-----|----|-----------|-----------|----|------|



Shown with No Arm

Description

- Standard with: Swivel Tilt Control with Pneumatic Height Adjustment (SW), Black Nylon Base (BLK BASE), Black Dual Wheel Carpet Casters (BCC), Armless (NO ARM) and Unassembled (KD Some Assembly Required)
- Available with Contrasting Upholstery ([See Details](#))
- Optional [Weight Activated Control](#) Rated for Users up to 325lbs; Swivel and Synchro Tilt Comfort Controls Rated for 275lbs
- Personalize and Upgrade Your Chair with [Control Options](#), [Caster Options](#), and Other Selections, [See Upfront Overview Section](#)
- Button Detail not Available on Headliner Back

Must Specify (in this order)

- Model #
- Primary Upholstery
- Accent Upholstery
- Control
- Base
- Caster
- Arm
- Assembly

| List Price/Grade | Yards | COM/1 | 2 | 3 | 4 | 5 | 6 | 7 | 8 | 9 | 10 | L1 | L2 |
|------------------------|-------|---------|------|------|------|------|------|------|------|------|------|------|------|
| Single Upholstery | 2.25 | \$ 1388 | 1505 | 1604 | 1701 | 1847 | 1996 | 2207 | 2428 | 2684 | 2981 | 2131 | 2448 |
| Contrasting Upholstery | | | | | | | | | | | | | |
| Primary | 1.00 | \$ 1412 | 1464 | 1508 | 1551 | 1616 | 1682 | 1776 | 1874 | 1988 | 2120 | 1742 | 1883 |
| Accent | 1.75 | \$ 0 | 91 | 168 | 243 | 357 | 473 | 637 | 809 | 1008 | 1239 | 578 | 824 |

For ordering options, [see overview at the beginning of this section.](#)

With its combination of stylish design and distinctive upholstery, Runna Pouffes express luxury and elegance while being the perfect option for impromptu meetings, additional seating, or the fun component that completes a space. Available in Small and Large Sizes.

CONSTRUCTION

- Internal wood components and frame are manufactured using Baltic Birch plywood; frames are individually hand assembled, and all joints are mortised and tenoned, and glued for maximum strength and durability
- High Grade Polyurethane Foam, 1 $\frac{5}{8}$ " thick
- The small pouffe will have a black zipper to assist in creating a snug upholstery fit; this is not necessary on the large pouffe
- Includes non-marring, nylon adjustable glides
- Pouffes rated for users up to 275lbs
- Ships fully assembled

HOW TO ORDER EXAMPLE

| Model No. | Description | Example |
|-----------|-------------|----------------------------|
| RU-4 | Upholstery | CF Stinson Artisan Seaport |

UPHOLSTERY OPTIONS

Available in single upholstery. Select from a wide variety of graded-in or contract options, including fabric, vinyl, and leather.

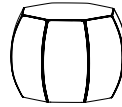
We recommend avoiding the use of obvious directional patterns due to Runna's multiple seams and panels.

Indiana Furniture will make every attempt to have the upholstery pattern going the same direction while making the best use of the yardage supplied.

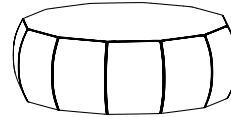
CERTIFICATIONS & COMPLIANCE

- CAL 117-2013 Compliance
- Intertek Sustainability Certified
- BIFMA level® Certified
- BIFMA Compliant® Certified
- TSCA Title VI (CARB) Compliance
- Contributes to LEED®, Green Globes®, and WELL® Sustainable Programs

STATEMENT OF LINE

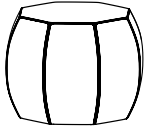


Small Pouffe:
RU-3
[\(See Details\)](#)



Large Pouffe:
RU-4
[\(See Details\)](#)

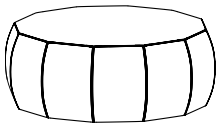
| Item | Model No. | Seat Width | Seat Depth | Seat Height | Ship Wt | Cubic Ft |
|--------------|-----------|------------|------------|-------------|---------|----------|
| SMALL POUFFE | RU-3 | 21½ | 21½ | 17 | 19 | 24.0 |



| List Price/Grade | Yards | COM/1 | 2 | 3 | 4 | 5 | 6 | 7 | 8 | 9 | 10 | L1 | L2 |
|-------------------|-------|---------|------|------|------|------|------|------|------|------|------|------|------|
| Single Upholstery | 1.75 | \$ 1458 | 1549 | 1626 | 1701 | 1815 | 1931 | 2095 | 2267 | 2466 | 2697 | 2036 | 2282 |

Must Specify (in this order):
Model #
Upholstery

| | | | | | | |
|--------------|------|-----|-----|----|----|------|
| LARGE POUFFE | RU-4 | 49¼ | 49¼ | 17 | 51 | 61.9 |
|--------------|------|-----|-----|----|----|------|



| List Price/Grade | Yards | COM/1 | 2 | 3 | 4 | 5 | 6 | 7 | 8 | 9 | 10 | L1 | L2 |
|-------------------|-------|---------|------|------|------|------|------|------|------|------|------|------|------|
| Single Upholstery | 3.75 | \$ 3055 | 3250 | 3415 | 3576 | 3820 | 4068 | 4420 | 4788 | 5215 | 5710 | 4293 | 4821 |

Must Specify (in this order):
Model #
Upholstery

For ordering options, [see overview at the beginning of this section.](#)

Serenity is a subtle and understated upholstered chair with a sweeping form to provide superior comfort. The simple design makes it the perfect solution for a variety of applications including individual workspaces, meeting rooms, and more. Personalize Serenity with integrated arm and armless models, five base options, and choose from a broad selection of wood finishes and graded-in and contract upholsteries, including fabric, vinyl, and leather.

CONSTRUCTION

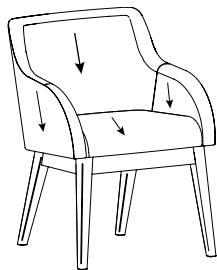
- Internal steel frame with high density polyurethane foam over molding
- High grade polyurethane foam, 2" thick in the seat and 1" thick in the back
- Four leg wood chair base is made from European beech, and is individually hand assembled
- Four star swivel wood base is made of Ash; and is pre-assembled and pre-finished
- Non-marring nylon glides included in each leg at floor level
- Units rated for users up to 275lbs
- Ships fully assembled

HOW TO ORDER EXAMPLE

Seating

| Model No. | Description | Example |
|-----------|------------------------------|--|
| SN30C | Upholstery Base Finish | CF Stinson Lattice Rosewood SN4L ORW |
| SN40C | Upholstery Base Caster | CF Stinson Moby Vesper SS5SA CHRC |

SERENITY UPHOLSTERY



Some upholsteries are considered directional, such as stripes, patterns and plaids. Each upholstery is reviewed by production for the best application. Arrows indicate direction of application for these upholsteries.

See the COM/COL form for additional details or contact your Indiana Furniture Sales Support member.

SERENITY BASE OPTIONS

4-Leg Base

| | | |
|------|--|-----|
| SN4L | 4 Legs; See Wood Finishes and Specify | N/C |
|------|--|-----|

4-Star Aluminum Swivel Bases

| | | |
|-------|--|--------|
| SS4SA | Low Profile 4-Star Polished Aluminum Swivel Base with Glides | \$ 123 |
| SL4SA | High Profile 4-Star Polished Aluminum Swivel Base with Glides | \$ 65 |

4-Star Wood Swivel Bases

| | | |
|-------|--|--------|
| SSBO | 4-Star Wood Swivel Base, Blonde Oak | \$ 362 |
| SSSPW | 4-Star Wood Swivel Base, Spiced Walnut | \$ 362 |

SERENITY BASE OPTIONS (CONTINUED)

5-Star Swivel Bases

Must specify both base and glide/caster code

| | | |
|----------------------------------|---|--------|
| SS5SA | 5-Star Polished Aluminum Swivel Base with Pneumatic Height Adjustment | |
| Options: Must Specify One | | |
| GLIDE | Glides | \$ 32 |
| BCC | Black Dual Wheel Carpet Caster | \$ 50 |
| BHC | Black Soft Caster for Hard Surfaces | \$ 50 |
| CASC | Chrome Caster | \$ 91 |
| CHRC | Chrome Rimmed Casters with Roll Control | \$ 390 |
| SS5SARA | 5-Star Polished Aluminum Swivel Base with Pneumatic Height Adjustment and Auto-Return with Glides | \$ 140 |

WOOD FINISHES

Indiana Furniture uses a multi-step, hand finishing process on all exposed wood frames.

Chairs feature a catalyzed varnish finish which offers durability, lasting beauty, and resistance to normal wear.

| | | | |
|-----|---------------------|-----|---------------------|
| AW | Artisan Walnut | MAS | Mesa Sunset* |
| AS | Asian Night | MTS | Metropolis Sky |
| BW | Beigewood* | MNR | Midnight Run |
| BL | Black | NTM | Natural Marrone* |
| CO | Columbian Walnut | ORW | Oak Riftwood* |
| DC | Dark Cherry | PNW | Pinnacle Walnut |
| DFW | Dark Forest Walnut* | PTK | Portico Teak* |
| WH | Designer White | RC | River Cherry* |
| EF | Espresso | SCH | Select Cherry |
| FO | Fawn Oak* | SPW | Sepia Walnut* |
| FLW | Florence Walnut* | SKC | Shaker Cherry |
| GC | Golden Cherry | SBP | Smoky Brown Pear* |
| HVM | Harvest Maple* | TK | Studio Teak |
| HW | Harvest Walnut | SM | Sugar Maple |
| HNW | Henna Walnut | WTA | Weathered Ash* |
| KHE | Kirsche | WNB | White Nebbia |
| LW | Legacy Walnut | WC | Williamsburg Cherry |
| MW | Mahogany Walnut | | |

* Finish is Low Sheen

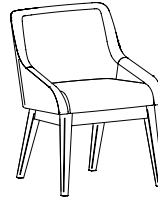
SERENITY

GUEST SEATING BY PLEDGE (SN SERIES)


CERTIFICATIONS & COMPLIANCE

- CAL 117-2013 Compliance
- Intertek Sustainability Certified
- TSCA Title VI (CARB) Compliance
- Contributes to LEED®, Green Globes®, and WELL® Sustainable Programs

STATEMENT OF LINE



Serenity Armless Chair: **SN30C** with 4-Leg Base



Serenity Arm Chair: **SN40C** with 4-Leg Base

Base Options [\(See Base Option Details and Pricing\)](#)



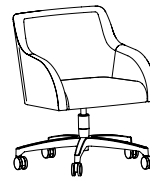
4-star Wood Swivel Base:
SSBO (Blonde Oak)
SSPW (Spiced Walnut)
Open Market Only



Low Profile 4-star Polished Aluminum Swivel Base with Glides:
SS4SA




High Profile 4-star Polished Aluminum Swivel Base with Glides:
SL4SA



5-star Polished Aluminum Swivel Base with Casters or Glides:
SS5SA (No Auto Return)
SS5SARA (With Auto Return)

5-star Aluminum Base Features:

- Pneumatic Height Adjustment
- Optional Auto-Return; Must Specify Glides with Auto-Return Option

| Item | Model No. | Chair Width | Chair Depth | Chair Height | Seat Width | Seat Depth | Seat Height | Arm Height | Ship Wt | Cubic Ft |
|---|-----------------|--------------------------------|--------------------------------|--------------------------------|--------------------------------|--------------------------------|--------------------------------|------------|---------|----------|
|  | SN30C | | | | | | | | | |
| | SN4L BASE | 20 ³ / ₄ | 22 ³ / ₄ | 31 ¹ / ₈ | 17 ¹ / ₈ | 16 ³ / ₈ | 18 ⁷ / ₈ | - | 25 | 16.3 |
| | SSBO/SSSPW BASE | 20 ³ / ₄ | 22 ³ / ₄ | 30 | 17 ¹ / ₈ | 16 ³ / ₈ | 17 ³ / ₄ | - | 25 | 16.3 |
| | SS4SA BASE | 20 ³ / ₄ | 22 ³ / ₄ | 31 ¹ / ₈ | 17 ¹ / ₈ | 16 ³ / ₈ | 18 ⁷ / ₈ | - | 25 | 16.3 |
| | SL4SA BASE | 20 ³ / ₄ | 22 ³ / ₄ | 29 ¹ / ₈ | 17 ¹ / ₈ | 16 ³ / ₈ | 16 ⁷ / ₈ | - | 25 | 16.3 |
| | SS5SA BASE | 20 ³ / ₄ | 22 ³ / ₄ | 29 | 17 ¹ / ₈ | 16 ³ / ₈ | 16 ³ / ₄ | - | 25 | 16.3 |

Description


- Must Specify Base; Options Include: 4-Leg (Specify Wood Finish), 4-Star Wood Swivel, Low and High Profile 4-Star Polished Aluminum Swivels, or 5-Star Polished Aluminum Swivel ([See Base Option Details and Pricing](#))

Must Specify (in this order):

- Model #
- Upholstery
- Base
- Finish (if applicable)
- Caster/Glide (for 5-Star Polished Aluminum Swivel Base Only)

| List Price/Grade | Yards | COM/1 | 2 | 3 | 4 | 5 | 6 | 7 | 8 | 9 | 10 | L1 | L2 |
|-------------------|-------|---------|------|------|------|------|------|------|------|------|------|------|------|
| Single Upholstery | 2.50 | \$ 1600 | 1704 | 1792 | 1878 | 2008 | 2140 | 2328 | 2524 | 2752 | 3016 | 2260 | 2542 |

SERENITY CHAIR



| | | | | | | | | | | | | | |
|-----------------|--------------------------------|--------------------------------|-----------------------------------|--------------------------------|--------------------------------|--|--|----|------|--|--|--|--|
| SN40C | | | | | | | | | | | | | |
| SN4L BASE | 20 ³ / ₄ | 22 ³ / ₄ | 31 ¹ / ₈ | 17 ¹ / ₈ | 16 ³ / ₈ | 18 ⁷ / ₈ | 27 ¹ / ₄ | 25 | 16.3 | | | | |
| SSBO/SSSPW BASE | 20 ³ / ₄ | 22 ³ / ₄ | 30 | 17 ¹ / ₈ | 16 ³ / ₈ | 17 ³ / ₄ | 26 ¹ / ₈ | 25 | 16.3 | | | | |
| SS4SA BASE | 20 ³ / ₄ | 22 ³ / ₄ | 31 ¹ / ₈ | 17 ¹ / ₈ | 16 ³ / ₈ | 18 ⁷ / ₈ | 27 ¹ / ₄ | 25 | 16.3 | | | | |
| SL4SA BASE | 20 ³ / ₄ | 22 ³ / ₄ | 29 ¹ / ₈ | 17 ¹ / ₈ | 16 ³ / ₈ | 16 ⁷ / ₈ | 25 ¹ / ₄ | 25 | 16.3 | | | | |
| SS5SA BASE | 20 ³ / ₄ | 22 ³ / ₄ | 29-32 ¹ / ₈ | 17 ¹ / ₈ | 16 ³ / ₈ | 16 ³ / ₄ -20 ³ / ₈ | 21 ¹ / ₈ -25 ¹ / ₄ | 25 | 16.3 | | | | |

Description

- Must Specify Base; Options Include: 4-Leg (Specify Wood Finish), 4-Star Wood Swivel, Low and High Profile 4-Star Polished Aluminum Swivels, or 5-Star Polished Aluminum Swivel ([See Base Option Details and Pricing](#))

Must Specify (in this order):

- Model #
- Upholstery
- Base
- Finish (if applicable)
- Caster/Glide (for 5-Star Polished Aluminum Swivel Base Only)

| List Price/Grade | Yards | COM/1 | 2 | 3 | 4 | 5 | 6 | 7 | 8 | 9 | 10 | L1 | L2 |
|-------------------|-------|---------|------|------|------|------|------|------|------|------|------|------|------|
| Single Upholstery | 3.00 | \$ 1646 | 1750 | 1838 | 1924 | 2054 | 2186 | 2374 | 2570 | 2798 | 3062 | 2306 | 2588 |

Base Options: ([See Base Option Details and Pricing](#))



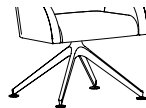
4-Leg Wood Base
SN4L



4-star Wood Swivel Base
SSBO
SSSPW



Low Profile 4-star Polished Aluminum Swivel Base with Glides
SS4SA



High Profile 4-star Polished Aluminum Swivel Base with Glides
SL4SA



5-star Polished Aluminum Swivel Base with Casters or Glides
SS5SA (No Auto Return)
SS5SARA (With Auto Return)
(Must specify Glides with Auto Return)

For ordering options, [see overview at the beginning of this section.](#)

In partnership with Pledge, a UK-based company, we welcome Spirit.

Spirit has a refined and inviting form and capitalizes on versatility and comfort. Offered with an outer upholstered or wood shell, adding elegance to the simplicity. Find your perfect fit with Options ranging from Spirit Lite to Spirit High Back Lounge, all offering multiple base options to suit your functional need and design style. Add a coordinating Spirit table to complete your look.

CONSTRUCTION

- Internal wood components are molded plywood
- Frames are individually hand assembled
- High Grade Polyurethane Foam, 2" thick in the seat and back
- Non-marring nylon glides included in each leg at floor level
- Tables have 1" TFL or 1 1/8" HPL surface thickness with 1 mm PVC edge band and Square edge profile HPL tops are 1 3/16" thick with a 3mm PVC edge bands and TFL tops are 1" thick with a 3mm PVC edge bands; Designer White, Sugar Maple, and Williamsburg Cherry feature ABS edge bands
- Black or Aluminum Powder Coat and Chrome wireframes
- Ships fully assembled

HOW TO ORDER EXAMPLE

Seating

| Model No. | Description | Example |
|-----------|-------------|-------------------------------|
| STL2C | Upholstery | Momentum Cover Cloth Graphite |
| | Base | SS5SA |
| | Caster | CHRC |

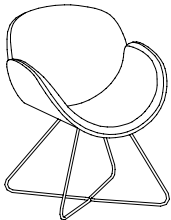
Tables

| Model No. | Description | Example |
|-----------|-------------|---------|
| ST11C | Finish | WTA |
| | Base | STWFA |

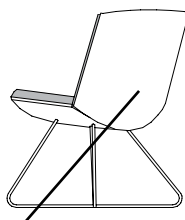


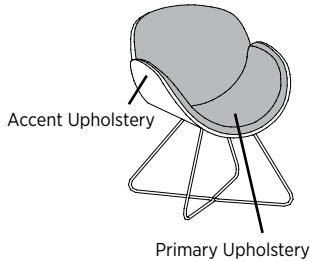
UPHOLSTERY OPTIONS

Available in single or contrasting upholsteries in a wide variety of graded-in or contract options, including fabric, vinyl, and leather.

Single Upholstery



Contrasting Upholstery



Accent Upholstery

SPIRIT AND SPIRIT LITE BASE OPTIONS

Base options for Spirit Lite and the Non-Wood Shell Spirit Chair.



Spirit Lite Chair
STL2C

Shown with Wire Base



Spirit Lite Chair with
Headrest
STL2C-HR

Shown with Wire Base



Spirit Chair (Non-Wood Shell)
ST2C

Shown with Wire Base

Wireframe Bases

| | | | |
|-------|--------------------------|----|-----|
| SSWFA | Wireframe Base, Aluminum | \$ | N/C |
| SSWFB | Wireframe Base, Black | \$ | N/C |
| SSWFC | Wireframe Base, Chrome | \$ | 100 |

4-Star Swivel Bases

| | | | |
|-------|---|----|-----|
| SS4SA | Low Profile 4-Star Polished Alum. Swivel Base with Glides | \$ | 383 |
| SSBO | 4-Star Wood Swivel Base, Blonde Oak | \$ | 846 |
| SSSPW | 4-Star Wood Swivel Base, Spiced Walnut | \$ | 846 |

Rocker Base

| | | | |
|-------|---|----|----|
| SSRBB | Rocker Base with Black Frame and Wood Runners; See Finishes and Specify | \$ | 29 |
|-------|---|----|----|

5-Star Swivel Bases

Must specify both base and glide/caster code

| | | | |
|---------|---|----|-----|
| SS5SA | 5-Star Polished Aluminum Swivel Base with Pneumatic Height Adjustment Options: Must Specify One | | |
| GLIDE | Glides | \$ | 140 |
| BCC | Black Dual Wheel Carpet Caster | \$ | 162 |
| BHC | Black Soft Caster for Hard Surfaces | \$ | 162 |
| CASTC | Chrome Caster | \$ | 228 |
| CHRC | Chrome Rimmed Casters with Roll Control | \$ | 557 |
| SS5SARA | 5-Star Polished Aluminum Swivel Base with Pneumatic Height Adjustment and Auto-Return with Glides | \$ | 227 |

Additional Base Options on Next Page.

SPIRIT CHAIR WITH WOOD SHELL BASE OPTIONS

Base options for Spirit Chair with Wood Shell



Spirit Chair with Wood Shell
ST5C
Shown with Wire Base

Wireframe Bases

| | | | |
|-------|--------------------------|----|-----|
| SSWFA | Wireframe Base, Aluminum | \$ | N/C |
| SSWFB | Wireframe Base, Black | \$ | N/C |
| SSWFC | Wireframe Base, Chrome | \$ | 100 |

4-Star Swivel Bases

| | | | |
|-------|---|----|-----|
| SS4SA | Low Profile 4-Star Polished Alum. Swivel Base with Glides | \$ | 383 |
|-------|---|----|-----|

5-Star Swivel Bases

Must specify both base and glide/caster code

| | | | |
|---------|--|----|-----|
| SS5SA | 5-Star Polished Aluminum Swivel Base with Pneumatic Height Adjustment Options: Must Specify One | | |
| GLIDE | Glides | \$ | 140 |
| BCC | Black Dual Wheel Carpet Caster | \$ | 162 |
| BHC | Black Soft Caster for Hard Surfaces | \$ | 162 |
| CASTC | Chrome Caster | \$ | 228 |
| CHRC | Chrome Rimmed Casters with Roll Control | \$ | 557 |
| SS5SARA | 5-Star Polished Aluminum Swivel Base with Pneumatic Height Adjustment and Auto-Return; Must Specify Glides Options: Must Specify Glide Below | | |
| GLIDE | Glides | \$ | 227 |

SPIRIT LOUNGE BASE OPTIONS

Base options for Spirit Lounge



Spirit Lounge
SL23P
Shown with SL4SA Base



Spirit Lounge High Back
SL24P
Shown with Wire Base

Wireframe Bases

| | | | |
|-------|--------------------------|----|-----|
| SLWFA | Wireframe Base, Aluminum | \$ | N/C |
| SLWFB | Wireframe Base, Black | \$ | N/C |
| SLWFC | Wireframe Base, Chrome | \$ | 177 |

4-Star Swivel Bases

| | | | |
|-------|--|----|-----|
| SL4SA | High Profile 4-Star Polished Alum. Swivel Base with Glides | \$ | 505 |
| SLBO | 4-Star Wood Swivel Base, Blonde Oak | \$ | 903 |
| SLSPW | 4-Star Wood Swivel Base, Spiced Walnut | \$ | 903 |

WOOD FINISHES

Indiana Furniture uses a multi-step, hand finishing process on all exposed wood frames.

Chairs feature a catalyzed varnish finish which offers durability, lasting beauty, and resistance to normal wear.

| | | | |
|-----|---------------------|-----|---------------------|
| AW | Artisan Walnut | MW | Mahogany Walnut |
| AS | Asian Night | MAS | Mesa Sunset* |
| BW | Beigewood* | MTS | Metropolis Sky |
| BL | Black | MNR | Midnight Run |
| CO | Columbian Walnut | NTM | Natural Marrone* |
| DC | Dark Cherry | ORW | Oak Riftwood* |
| DFW | Dark Forest Walnut* | PNW | Pinnacle Walnut |
| WH | Designer White | PTK | Portico Teak* |
| EF | Espresso | RC | River Cherry* |
| FO | Fawn Oak* | SCH | Select Cherry |
| FLW | Florence Walnut* | SPW | Sepia Walnut* |
| GC | Golden Cherry | SKC | Shaker Cherry |
| HVM | Harvest Maple* | SBP | Smoky Brown Pear* |
| HW | Harvest Walnut | TK | Studio Teak |
| HNW | Henna Walnut | SM | Sugar Maple |
| KHE | Kirsche | WTA | Weathered Ash* |
| LW | Legacy Walnut | WNB | White Nebbia |
| | | WC | Williamsburg Cherry |

* Finish is Low Sheen

TFL (T) AND HPL (P) LAMINATE TABLE OPTIONS

WOODGRAIN

| | | | |
|-----|------------------|-----|---------------------|
| AS | Asian Night | PNW | Pinnacle Walnut |
| BW | Beigewood | PTK | Portico Teak |
| CO | Columbian Walnut | RC | River Cherry |
| EF | Espresso | SCH | Select Cherry |
| FLW | Florence Walnut | SPW | Sepia Walnut |
| GC | Golden Cherry | SKC | Shaker Cherry |
| HVM | Harvest Maple | SBP | Smoky Brown Pear |
| KHE | Kirsche | TK | Studio Teak |
| MW | Mahogany Walnut | SM | Sugar Maple |
| MNR | Midnight Run | WTA | Weathered Ash |
| NTM | Natural Marrone | WNB | White Nebbia |
| ORW | Oak Riftwood | WC | Williamsburg Cherry |

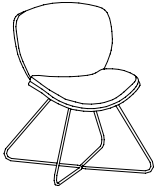
SOLID

| | | | |
|----|----------------|-----|--------------|
| BL | Black | FHG | Fashion Grey |
| WH | Designer White | WHS | White Sand |


CERTIFICATIONS & COMPLIANCE

- CAL 117-2013 Compliance
- Intertek Sustainability Certified
- BIFMA level® Certified
- BIFMA Compliant® Certified
- TSCA Title VI (CARB) Compliance
- Contributes to LEED®, Green Globes®, and WELL® Sustainable Programs

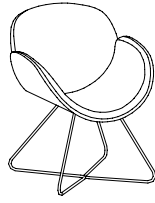
Seating + Tables




Spirit Lite:
STL2C
[\(See Details\)](#)



Spirit Lite with Headrest:
STL2C-HR
[\(See Details\)](#)




Spirit Chair:
ST2C
[\(See Details\)](#)



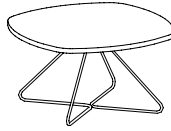
Spirit Chair with
Wood Shell:
ST5C
[\(See Details\)](#)



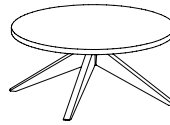
Spirit Lounge Chair:
SL23P
[\(See Details\)](#)



Spirit High Back
Lounge Chair:
SL24P
[\(See Details\)](#)

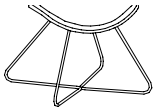


Spirit Table:
ST11C (TFL)
ST11CH (HPL)
[\(See Details\)](#)

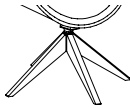


Spirit Round Table:
SLT-1W (TFL)
SLT-1WH (HPL)
[\(See Details\)](#)

Base Options



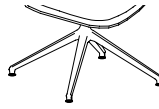
Wireframe Base:
SSWFA (Aluminum)
SSWFB (Black)
SSWFC (Chrome)



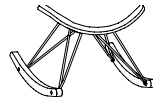
4-star Swivel
Wood Base:
SSBO (Blonde Oak)
SSSPW (Spiced Walnut)
Open Market Only



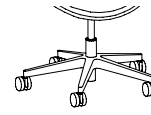
Low Profile 4-star
Polished Aluminum
Swivel Base with
Glides:
SS4SA



High Profile 4-star
Polished Aluminum
Swivel Base with
Glides
(*SL23P and SL24P only*):
SL4SA




Rocker Base:
SSRBB



5-star Polished
Aluminum Swivel
Base with Casters or
Glides:
SS5SA (No Auto Return)
SS5SARA (With Auto Return;
Must Order Glides)

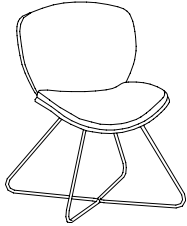
Features:

- Pneumatic Height Adjustment
- Optional Auto-Return; Must Specify Glides with Auto-Return Option



Enhance your space with new Cush Pillows. Available in multiple shapes and sizes, and with or without piping. [Visit our website for more details.](#)

| Item | Model No. | Chair Width | Chair Depth | Chair Height | Seat Width | Seat Depth | Seat Height | Arm Height | Ship Wt | Cubic Ft |
|-------------------|-----------|-------------|-------------|--------------|------------|------------|-------------|------------|---------|----------|
| SPIRIT LITE CHAIR | STL2C | 22½ | 27 | 32 | 22 | 19½ | 17½ | - | 32 | 24.0 |



Description


- Standard with: Wireframe Base; Must Specify Color, Available in Aluminum (SSWFA), Black (SSWFB), or Chrome (SSWFC, Add \$100)
- Available with Contrasting Upholstery ([See Details](#))
- Additional Base Options ([See Base Option Details and Pricing](#)): Rocker, 4-Star Wood Swivel, 4-Star Polished Aluminum Swivel, or 5-Star Polished Aluminum Swivel

| List Price/Grade | Yards | COM/1 | 2 | 3 | 4 | 5 | 6 | 7 | 8 | 9 | 10 | L1 | L2 |
|------------------------|-------|---------|------|------|------|------|------|------|------|------|------|------|------|
| Single Upholstery | 2.50 | \$ 1333 | 1463 | 1573 | 1681 | 1843 | 2008 | 2243 | 2488 | 2773 | 3103 | 2158 | 2511 |
| Contrasting Upholstery | | | | | | | | | | | | | |
| Primary | 1.00 | \$ 1333 | 1385 | 1429 | 1472 | 1537 | 1603 | 1697 | 1795 | 1909 | 2041 | 1663 | 1804 |
| Accent | 1.50 | \$ 0 | 78 | 144 | 209 | 306 | 405 | 546 | 693 | 864 | 1062 | 495 | 707 |

Must Specify (in this order):

Model #
Primary Upholstery
Accent Upholstery
Base
Caster/Glide (for 5-Star Polished Aluminum Swivel Base Only)

| | | | | | | | | | | |
|---------------------------------|----------|-----|----|-----|----|-----|-----|---|----|------|
| SPIRIT LITE CHAIR WITH HEADREST | STL2C-HR | 22½ | 27 | 39½ | 22 | 19½ | 17½ | - | 34 | 24.8 |
|---------------------------------|----------|-----|----|-----|----|-----|-----|---|----|------|



Description

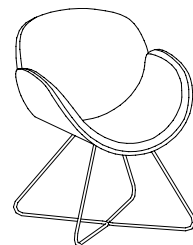
- Standard with: Headrest and Wireframe Base; Must Specify Color, Available in Aluminum (SSWFA), Black (SSWFB), or Chrome (SSWFC, Add \$100)
- Available with Contrasting Upholstery ([See Details](#))
- Additional Base Options ([See Base Option Details and Pricing](#)): Rocker, 4-Star Wood Swivel, 4-Star Polished Aluminum Swivel, or 5-Star Polished Aluminum Swivel

| List Price/Grade | Yards | COM/1 | 2 | 3 | 4 | 5 | 6 | 7 | 8 | 9 | 10 | L1 | L2 |
|------------------------|-------|---------|------|------|------|------|------|------|------|------|------|------|------|
| Single Upholstery | 3.00 | \$ 1577 | 1733 | 1865 | 1994 | 2189 | 2387 | 2669 | 2963 | 3305 | 3701 | 2567 | 2990 |
| Contrasting Upholstery | | | | | | | | | | | | | |
| Primary | 1.50 | \$ 1577 | 1655 | 1721 | 1786 | 1883 | 1982 | 2123 | 2270 | 2441 | 2639 | 2072 | 2284 |
| Accent | 1.50 | \$ 0 | 78 | 144 | 209 | 306 | 405 | 546 | 693 | 864 | 1062 | 495 | 707 |

Must Specify (in this order):

Model #
Primary Upholstery
Accent Upholstery
Base
Caster/Glide (for 5-Star Polished Aluminum Swivel Base Only)

| | | | | | | | | | | |
|--------------|------|-----|----|-----|----|-----|----|----|----|------|
| SPIRIT CHAIR | ST2C | 25½ | 27 | 33½ | 20 | 19½ | 18 | 28 | 38 | 24.0 |
|--------------|------|-----|----|-----|----|-----|----|----|----|------|



Description

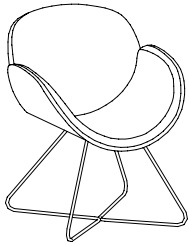
- Standard with: Wireframe Base; Must Specify Color, Available in Aluminum (SSWFA), Black (SSWFB), or Chrome (SSWFC, Add \$100)
- Available with Contrasting Upholstery ([See Details](#))
- Additional Base Options ([See Base Option Details and Pricing](#)): Rocker, 4-Star Wood Swivel, 4-Star Polished Aluminum Swivel, or 5-Star Polished Aluminum Swivel

| List Price/Grade | Yards | COM/1 | 2 | 3 | 4 | 5 | 6 | 7 | 8 | 9 | 10 | L1 | L2 |
|------------------------|-------|---------|------|------|------|------|------|------|------|------|------|------|------|
| Single Upholstery | 3.25 | \$ 1870 | 2039 | 2182 | 2322 | 2533 | 2748 | 3053 | 3372 | 3742 | 4171 | 2943 | 3401 |
| Contrasting Upholstery | | | | | | | | | | | | | |
| Primary | 1.75 | \$ 1870 | 1961 | 2038 | 2113 | 2227 | 2343 | 2507 | 2679 | 2878 | 3109 | 2448 | 2694 |
| Accent | 1.50 | \$ 0 | 78 | 144 | 209 | 306 | 405 | 546 | 693 | 864 | 1062 | 495 | 707 |

Must Specify (in this order):

Model #
Primary Upholstery
Accent Upholstery
Base
Caster/Glide (for 5-Star Polished Aluminum Swivel Base Only)

| Item | Model No. | Chair Width | Chair Depth | Chair Height | Seat Width | Seat Depth | Seat Height | Arm Height | Ship Wt | Cubic Ft |
|------------------------------|-----------|-------------|-------------|--------------|------------|------------|-------------|------------|---------|----------|
| SPIRIT CHAIR WITH WOOD SHELL | ST5C | 22½ | 27 | 33½ | 20 | 19 | 17½ | 27½ | 32 | 24.0 |



Description


- Standard with: **Clear Walnut Finished** Wood Shell and Wireframe Base; Must Specify Color, Available in Aluminum (SSWFA), Black (SSWFB), or Chrome (**SSWFC, Add \$100**)
- Additional Base Options ([See Base Option Details and Pricing](#)): 4-Star Polished Aluminum Swivel or 5-Star Polished Aluminum Swivel

| List Price/Grade | Yards | COM/1 | 2 | 3 | 4 | 5 | 6 | 7 | 8 | 9 | 10 | L1 | L2 |
|-------------------|-------|---------|------|------|------|------|------|------|------|------|------|------|------|
| Single Upholstery | 1.50 | \$ 2684 | 2762 | 2828 | 2893 | 2990 | 3089 | 3230 | 3377 | 3548 | 3746 | 3179 | 3391 |

Must Specify (in this order):

- Model #
- Upholstery
- Base
- Caster/Glide (for 5-Star Polished Aluminum Swivel Base Only)

| Item | Model No. | Chair Width | Chair Depth | Chair Height | Seat Width | Seat Depth | Seat Height | Arm Height | Ship Wt | Cubic Ft |
|---------------------|-----------|-------------|-------------|--------------|------------|------------|-------------|------------|---------|----------|
| SPIRIT LOUNGE CHAIR | SL23P | 24½ | 29 | 34½ | 24 | 20 | 18 | - | 40 | 24.0 |



Description


- Standard with: Wireframe Base; Must Specify Color, Available in Aluminum (SSWFA), Black (SSWFB), or Chrome (SLWFC, Add \$177)
- Available with Contrasting Upholstery ([See Details](#))
- Additional Base Options ([See Base Option Details and Pricing](#)): 4-Star Polished Aluminum and 4-Star Wood Base (Select Blonde Oak or Spiced Walnut)

| List Price/Grade | Yards | COM/1 | 2 | 3 | 4 | 5 | 6 | 7 | 8 | 9 | 10 | L1 | L2 |
|------------------------|-------|---------|------|------|------|------|------|------|------|------|------|------|------|
| Single Upholstery | 3.00 | \$ 1463 | 1619 | 1751 | 1880 | 2075 | 2273 | 2555 | 2849 | 3191 | 3587 | 2453 | 2876 |
| Contrasting Upholstery | | | | | | | | | | | | | |
| Primary | 1.50 | \$ 1463 | 1541 | 1607 | 1672 | 1769 | 1868 | 2009 | 2156 | 2327 | 2525 | 1958 | 2170 |
| Accent | 1.50 | \$ 0 | 78 | 144 | 209 | 306 | 405 | 546 | 693 | 864 | 1062 | 495 | 707 |

Must Specify (in this order):

- Model #
- Primary Upholstery
- Accent Upholstery
- Base
- Caster/Glide (for 5-Star Polished Aluminum Swivel Base Only)

| Item | Model No. | Chair Width | Chair Depth | Chair Height | Seat Width | Seat Depth | Seat Height | Arm Height | Ship Wt | Cubic Ft |
|-------------------------------|-----------|-------------|-------------|--------------|------------|------------|-------------|------------|---------|----------|
| SPIRIT HIGH BACK LOUNGE CHAIR | SL24P | 24½ | 29 | 47½ | 24 | 20 | 18 | - | 44 | 24.8 |



Description

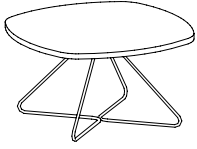
- Standard with: Wireframe Base; Must Specify Color, Available in Aluminum (SSWFA), Black (SSWFB), or Chrome (SLWFC, Add \$177)
- Available with Contrasting Upholstery ([See Details](#))
- Additional Base Options ([See Base Option Details and Pricing](#)): 4-Star Polished Aluminum and 4-Star Wood Base (Select Blonde Oak or Spiced Walnut)

| List Price/Grade | Yards | COM/1 | 2 | 3 | 4 | 5 | 6 | 7 | 8 | 9 | 10 | L1 | L2 |
|------------------------|-------|---------|------|------|------|------|------|------|------|------|------|------|------|
| Single Upholstery | 4.00 | \$ 1942 | 2150 | 2326 | 2498 | 2758 | 3022 | 3398 | 3790 | 4246 | 4774 | 3262 | 3826 |
| Contrasting Upholstery | | | | | | | | | | | | | |
| Primary | 2.00 | \$ 1942 | 2046 | 2134 | 2220 | 2350 | 2482 | 2670 | 2866 | 3094 | 3358 | 2602 | 2884 |
| Accent | 2.00 | \$ 0 | 104 | 192 | 278 | 408 | 540 | 728 | 924 | 1152 | 1416 | 660 | 942 |

Must Specify (in this order):

- Model #
- Primary Upholstery
- Accent Upholstery
- Base
- Caster/Glide (for 5-Star Polished Aluminum Swivel Base Only)

| Item | Model No. | | Width | Depth | Height | Ship Wt | Cubic Ft | List Price | |
|---------------------|-----------|-----|-------|-------|--------|---------|----------|------------|------|
| SPIRIT SQUARE TABLE | ST11C | TFL | 27 | 27 | 17 | 31 | 11.4 | T\$ | 850 |
| | ST11CH | HPL | 27 | 27 | 17 | 31 | 11.4 | P\$ | 1026 |



Must Specify (in this order):

Model #
Top Color
Base Color

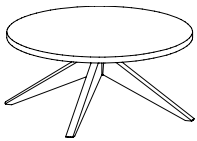
Description

- Standard with: 1" TFL Top or 1½" HPL Top and Wireframe Base; Must Specify Color (See Details Below)
- Features Square Edge Profile

Wireframe Base Options: Specify & Add

| | | |
|-------|---------------------|-------|
| STWFA | Wireframe, Aluminum | N/C |
| STWFB | Wireframe, Black | N/C |
| STWFC | Wireframe, Chrome | \$ 59 |

| | | | | | | | | | |
|--------------------|---------|-----|-----|-----|-----|----|------|-----|------|
| SPIRIT ROUND TABLE | SLT-1W | TFL | 31½ | 31½ | 14½ | 31 | 11.4 | T\$ | 1498 |
| | SLT-1WH | HPL | 31½ | 31½ | 14½ | 31 | 11.4 | P\$ | 1660 |



Must Specify (in this order):

Model #
Top Color
Base Color

Description

- Standard with: 1" TFL Top or 1½" HPL Top and 4-Star Swivel Wood Base (Select Blonde Oak or Spiced Walnut)
- Features Square Edge Profile

For ordering options, [see overview at the beginning of this section.](#)

The Synergy Collection has partitions, tables, and seating to create spaces in an impromptu way without the need for complex architecture. Synergy Seating includes Cubby Benches that provide easy storage and mobility, Team Benches for multiple users, and Stools with three seating heights.

CONSTRUCTION

SEATING

- All bench and stool joints are precisely fit with lag bolt connections for maximum strength and durability
- Stools and benches are rated for users up to 275lbs, ship fully assembled and feature 1½” thick High Grade Polyurethane Foam on the stools and bench seats
- Stool legs are 2”D, crafted from European Beech, and individually hand sanded prior to being finished with non-marring fixed nylon glides when casters are not selected

HOW TO ORDER EXAMPLES

| MODEL | QTY | DESCRIPTION | EXAMPLE |
|--------------------|-----|------------------------|---------------------------|
| CUBBY BENCH | | | |
| 820-4822MCB | 1 | Upholstery | Momentum Colorloop Smoke |
| | | Chassis Color | ORW |
| | | Foot Ring Metal Accent | ALUM |
| STOOLS | | | |
| 821 | 2 | Upholstery | CF Stinson Drift Tidepool |
| | | Leg Color | ORW |
| | | Foot Ring Metal Accent | ALUM |

TFL (T) COLOR OPTIONS FOR CUBBY BENCH

WOODGRAIN

| | |
|---------------------|------------------------|
| AS Asian Night | PNW Pinnacle Walnut |
| BW Beigewood | PTK Portico Teak |
| CO Columbian Walnut | RC River Cherry |
| EF Espresso | SCH Select Cherry |
| FLW Florence Walnut | SPW Sepia Walnut |
| GC Golden Cherry | SKC Shaker Cherry |
| HVM Harvest Maple | SBP Smoky Brown Pear |
| KHE Kirsche | TK Studio Teak |
| MW Mahogany Walnut | SM Sugar Maple |
| MNR Midnight Run | WTA Weathered Ash |
| NTM Natural Marrone | WNB White Nebbia |
| ORW Oak Riftwood | WC Williamsburg Cherry |

SOLID

| | |
|-------------------|------------------|
| BL Black | FHG Fashion Grey |
| WH Designer White | SG Slate Grey |

SEATING LEG WOOD FINISHES

Indiana Furniture uses a multi-step, hand finishing process on all exposed wood frames.

Units feature a catalyzed varnish finish which offers durability, lasting beauty, and resistance to normal wear.


| | |
|-------------------------|------------------------|
| AW Artisan Walnut | MAS Mesa Sunset* |
| AS Asian Night | MTS Metropolis Sky |
| BW Beigewood* | MNR Midnight Run |
| BL Black | NTM Natural Marrone* |
| CO Columbian Walnut | ORW Oak Riftwood* |
| DC Dark Cherry | PNW Pinnacle Walnut |
| DFW Dark Forest Walnut* | PTK Portico Teak* |
| WH Designer White | RC River Cherry* |
| EF Espresso | SCH Select Cherry |
| FO Fawn Oak* | SPW Sepia Walnut* |
| FLW Florence Walnut* | SKC Shaker Cherry |
| GC Golden Cherry | SBP Smoky Brown Pear* |
| HVM Harvest Maple* | TK Studio Teak |
| HW Harvest Walnut | SM Sugar Maple |
| HNW Henna Walnut | WTA Weathered Ash* |
| KHE Kirsche | WNB White Nebbia |
| LW Legacy Walnut | WC Williamsburg Cherry |
| MW Mahogany Walnut | |

* Finish is Low Sheen

METAL ACCENT COLORS FOR CUBBY BENCH AND STOOLS

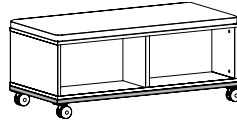
Metal accents are featured on the cubby bench and stools in three colors. Must specify color.

| | |
|---------------|----------|
| ALUM Aluminum | SNO Snow |
| BLK Black | |

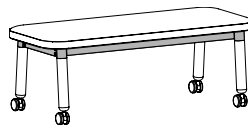


CERTIFICATIONS & COMPLIANCE

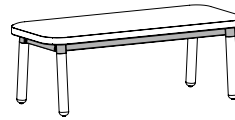
- Intertek Sustainability Certified
- TSCA Title VI (formerly CARB) Compliance
- Contributes to LEED®, Green Globes®, and WELL® Sustainable Programs



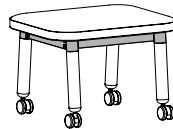
Cubby Bench With
Casters
[\(See Details\)](#)



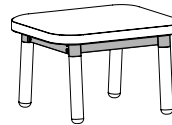
Team Bench With
Casters
[\(See Details\)](#)



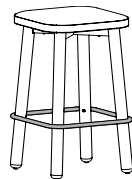
Team Bench With
Glides
[\(See Details\)](#)




Stool With
Casters
[\(See Details\)](#)



Stool With
Glides
[\(See Details\)](#)




Counter Height Stool
With Glides
[\(See Details\)](#)



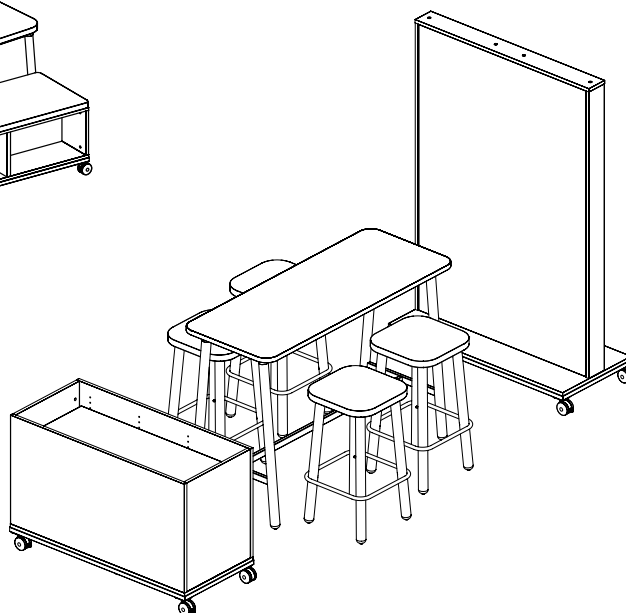
Bar Height Stool
With Glides
[\(See Details\)](#)

SYNERGY

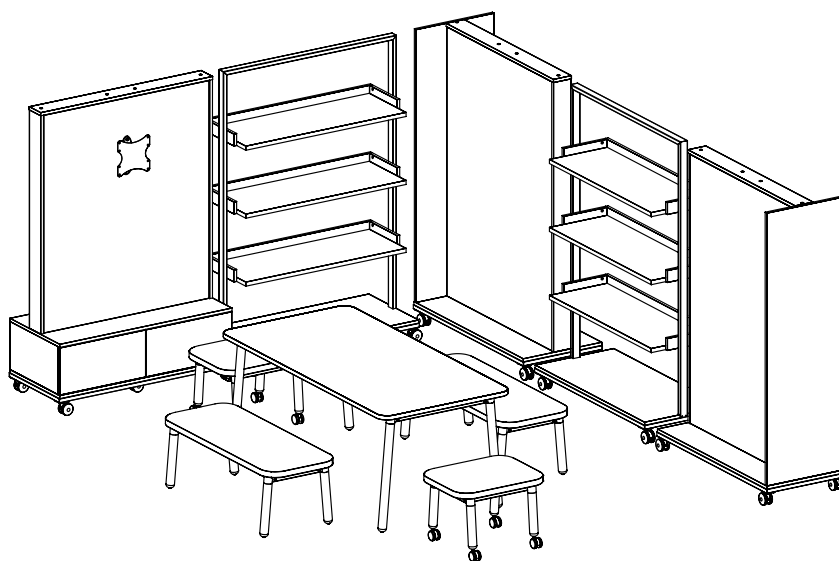
MULTI-USE PARTITIONS, SEATING + TABLES (8200 SERIES)



Synergy is a collection of partitions, tables, and seating to create spaces in an impromptu way without the need for complex architecture.

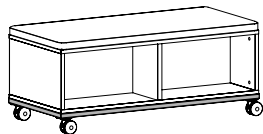


Synergy promotes flexibility to adapt to different interactions, forming areas to gather, separate, and then gather again...all in personalized ways, and all within the same open space.



See the entire Synergy Collection under Space Division in the Tables+Space Division Price List.

| Item | Model No. | Seat Width | Seat Depth | Seat Height | Ship Wt | Cubic Ft |
|-------------|-------------|------------|------------|-------------|---------|----------|
| CUBBY BENCH | 820-4822MCB | 48 | 19 | 17½ | 47 | 9.2 |



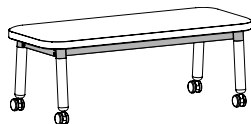
Must Specify (in this order):
 Model #
 Upholstery
 Chassis Finish
 Metal Accent Color

Description

- Standard with: Four (4) 75mm Non-Locking Casters
- Two (2) Cubbies on Each Side, Four (4) Cubbies Total; Each Cubby is 22½"W x 10¼"D x 12"H
- Cushion is One Piece
- Must Specify TFL Chassis; [See TFL Colors and Specify](#)
- Metal Accent Measures 1" Square, Available in Black (BLK), Aluminum (ALUM), or Snow (SNO); Must Specify Color, [See Details](#)

| List Price/Grade | Yards | COM/1 | 2 | 3 | 4 | 5 | 6 | 7 | 8 | 9 | 10 | L1 | L2 |
|-------------------|-------|---------|------|------|------|------|------|------|------|------|------|------|------|
| Single Upholstery | 1.50 | \$ 1880 | 1958 | 2024 | 2089 | 2186 | 2285 | 2426 | 2573 | 2744 | 2942 | 2375 | 2587 |

| Item | Model No. | Seat Width | Seat Depth | Seat Height | Ship Wt | Cubic Ft |
|-------------------------|-------------|------------|------------|-------------|---------|----------|
| TEAM BENCH WITH CASTERS | 820-4819MTB | 48 | 19 | 17½ | 47 | 9.2 |



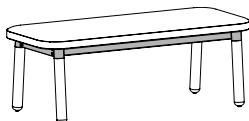
Must Specify (in this order):
 Model #
 Upholstery
 Leg Finish
 Metal Accent Color

Description

- Standard with 60mm Non-Locking Casters
- Legs are 2"D, Must Specify Color; [See Leg Color Options](#)
- Metal Accent Measures 2"H and 1" Thick, Available in Black (BLK), Aluminum (ALUM), or Snow (SNO); Must Specify Color, [See Details](#)

| List Price/Grade | Yards | COM/1 | 2 | 3 | 4 | 5 | 6 | 7 | 8 | 9 | 10 | L1 | L2 |
|-------------------|-------|---------|------|------|------|------|------|------|------|------|------|------|------|
| Single Upholstery | 1.50 | \$ 1906 | 1984 | 2050 | 2115 | 2212 | 2311 | 2452 | 2599 | 2770 | 2968 | 2401 | 2613 |

| Item | Model No. | Seat Width | Seat Depth | Seat Height | Ship Wt | Cubic Ft |
|------------------------|------------|------------|------------|-------------|---------|----------|
| TEAM BENCH WITH GLIDES | 820-4819TB | 48 | 19 | 17½ | 47 | 9.2 |



Must Specify (in this order):
 Model #
 Upholstery
 Leg Finish
 Metal Accent Color

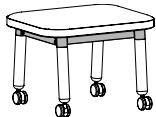
Description

- Standard with Fixed Glides
- Legs are 2"D Feature Fixed Glides, Must Specify Color; [See Leg Color Options](#)
- Metal Accent Measures 2"H and 1" Thick, Available in Black (BLK), Aluminum (ALUM), or Snow (SNO); Must Specify Color, [See Details](#)

| List Price/Grade | Yards | COM/1 | 2 | 3 | 4 | 5 | 6 | 7 | 8 | 9 | 10 | L1 | L2 |
|-------------------|-------|---------|------|------|------|------|------|------|------|------|------|------|------|
| Single Upholstery | 1.50 | \$ 1799 | 1877 | 1943 | 2008 | 2105 | 2204 | 2345 | 2492 | 2663 | 2861 | 2294 | 2506 |

[See Synergy Overview For Ordering Options](#)

| Item | Model No. | Seat Width | Seat Depth | Seat Height | Ship Wt | Cubic Ft |
|--------------------|-------------|------------|------------|-------------|---------|----------|
| STOOL WITH CASTERS | 820-2419MFS | 24 | 19 | 17½ | 29 | 4.6 |



Stool Shown with Casters

Description


- Standard with 60mm Non-Locking Casters
- Legs are 2”D, Must Specify Color; [See Leg Color Options](#).
- Metal Accent Measures 2”H and 1” Thick, Available in Black (BLK), Aluminum (ALUM), or Snow (SNO); Must Specify Color, [See Details](#)

Must Specify (in this order):

- Model #
- Upholstery
- Leg Finish
- Metal Accent Color

| List Price/Grade | Yards | COM/1 | 2 | 3 | 4 | 5 | 6 | 7 | 8 | 9 | 10 | L1 | L2 |
|-------------------|-------|---------|------|------|------|------|------|------|------|------|------|------|------|
| Single Upholstery | 1.00 | \$ 1652 | 1704 | 1748 | 1791 | 1856 | 1922 | 2016 | 2114 | 2228 | 2360 | 1982 | 2123 |

| Item | Model No. | Seat Width | Seat Depth | Seat Height | Ship Wt | Cubic Ft |
|-------------------|------------|------------|------------|-------------|---------|----------|
| STOOL WITH GLIDES | 820-2419FS | 24 | 19 | 17½ | 29 | 4.6 |



Stool Shown with Casters

Description

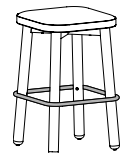
- Standard with Fixed Glides
- Legs are 2”D, Must Specify Color; [See Leg Color Options](#).
- Metal Accent Measures 2”H and 1” Thick, Available in Black (BLK), Aluminum (ALUM), or Snow (SNO); Must Specify Color, [See Details](#)

Must Specify (in this order):

- Model #
- Upholstery
- Leg Finish
- Metal Accent Color

| List Price/Grade | Yards | COM/1 | 2 | 3 | 4 | 5 | 6 | 7 | 8 | 9 | 10 | L1 | L2 |
|-------------------|-------|---------|------|------|------|------|------|------|------|------|------|------|------|
| Single Upholstery | 1.00 | \$ 1652 | 1704 | 1748 | 1791 | 1856 | 1922 | 2016 | 2114 | 2228 | 2360 | 1982 | 2123 |

| Item | Model No. | Seat Width | Seat Depth | Seat Height | Ship Wt | Cubic Ft |
|----------------------|-----------|------------|------------|-------------|---------|----------|
| COUNTER HEIGHT STOOL | 821 | 16¾ | 16¾ | 31½ | 23 | 5.1 |



Description


- Standard with Fixed Glides
- Legs are 2”D, Must Specify Color; [See Leg Color Options](#).
- Foot Ring Available in Black (BLK), Aluminum (ALUM), or Snow (SNO), Must Specify Color, [See Details](#)

Must Specify (in this order):

- Model #
- Upholstery
- Leg Finish
- Foot Ring Color

| List Price/Grade | Yards | COM/1 | 2 | 3 | 4 | 5 | 6 | 7 | 8 | 9 | 10 | L1 | L2 |
|-------------------|-------|---------|------|------|------|------|------|------|------|------|------|------|------|
| Single Upholstery | 1.00 | \$ 1386 | 1438 | 1482 | 1525 | 1590 | 1656 | 1750 | 1848 | 1962 | 2094 | 1716 | 1386 |

| Item | Model No. | Seat Width | Seat Depth | Seat Height | Ship Wt | Cubic Ft |
|------------------|-----------|------------|------------|-------------|---------|----------|
| BAR HEIGHT STOOL | 822 | 16¾ | 16¾ | 27½ | 22 | 4.5 |



Description

- Standard with Fixed Glides
- Legs are 2”D, Must Specify Color; [See Leg Color Options](#).
- Foot Ring Available in Black (BLK), Aluminum (ALUM), or Snow (SNO), Must Specify Color, [See Details](#)

Must Specify (in this order):

- Model #
- Upholstery
- Leg Finish
- Foot Ring Color

| List Price/Grade | Yards | COM/1 | 2 | 3 | 4 | 5 | 6 | 7 | 8 | 9 | 10 | L1 | L2 |
|-------------------|-------|---------|------|------|------|------|------|------|------|------|------|------|------|
| Single Upholstery | 1.00 | \$ 1421 | 1473 | 1517 | 1560 | 1625 | 1691 | 1785 | 1883 | 1997 | 2129 | 1751 | 1421 |

[See Synergy Overview For Ordering Options](#)

Trift is an all-inclusive guest collection with abundant options for multiple applications. Carefully contoured frame and enhanced seat design provide hours of seated comfort. Five back options in wood and upholstery, and arm and armless models appeal to a broad base of needs. Specify for conferencing, reception, dining, healthcare, and companion seating. Trift accommodates all work areas with ease in one versatile collection.

CONSTRUCTION

- Exposed wood components and chair frame are manufactured using European Beech and are free of spirits, discoloration, pits, shakes, and wormholes
- All chair joints are double-doweled or mortised and tenoned, screwed, and glued for maximum strength and durability
- All seats feature corner blocking
- Frames are individually hand assembled and sanded prior to being finished
- Non-marring nylon glides included in each leg at floor level
- High Grade Polyurethane Foam, 1½" thick in the seat and 1" thick in the back
- Textiles are sewn with double stitch seams
- High quality resilient sheet webbing ensures a comfortable seating application
- Chairs rated for users up to 275lbs
- Ships fully assembled

HOW TO ORDER EXAMPLE

| Model No. | Description | Example |
|-----------|-------------|---------------------------|
| 980 | Finish | AW |
| | Upholstery | CF Stinson Artisan Fossil |
| | Glides | STD |

WOOD FINISHES

Indiana Furniture uses a multi-step, hand finishing process on all exposed wood frames.

Chairs feature a catalyzed varnish finish which offers durability, lasting beauty, and resistance to normal wear.

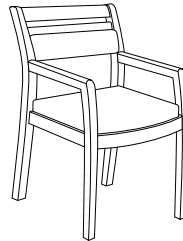
| | |
|-------------------------|------------------------|
| AW Artisan Walnut | MW Mahogany Walnut |
| AS Asian Night | MAS Mesa Sunset* |
| BW Beigewood* | MTS Metropolis Sky |
| BL Black | MNR Midnight Run |
| CO Columbian Walnut | NTM Natural Marrone* |
| DC Dark Cherry | ORW Oak Riftwood* |
| DFW Dark Forest Walnut* | PNW Pinnacle Walnut |
| WH Designer White | PTK Portico Teak* |
| EF Espresso | RC River Cherry* |
| FO Fawn Oak* | SCH Select Cherry |
| FLW Florence Walnut* | SPW Sepia Walnut* |
| GC Golden Cherry | SKC Shaker Cherry |
| HVM Harvest Maple* | SBP Smoky Brown Pear* |
| HW Harvest Walnut | TK Studio Teak |
| HNW Henna Walnut | SM Sugar Maple |
| KHE Kirsche | WTA Weathered Ash* |
| LW Legacy Walnut | WNB White Nebbia |
| | WC Williamsburg Cherry |

* Finish is Low Sheen

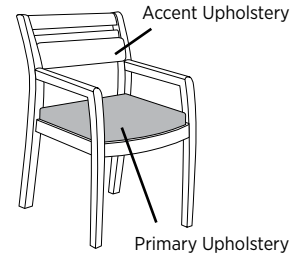
UPHOLSTERY OPTIONS

Available in single or contrasting upholsteries in a wide variety of graded-in or contract options, including fabric, vinyl, and leather.

Single Upholstery



Contrasting Upholstery

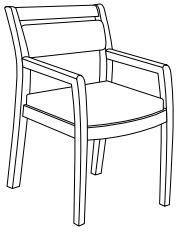


GLIDE OPTIONS

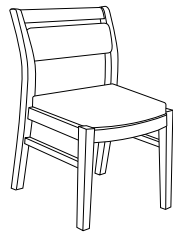
| | | |
|------|--------------|--------|
| STD | Nylon Glides | STD |
| FELT | Felt Glides | \$ N/C |

CERTIFICATIONS & COMPLIANCE

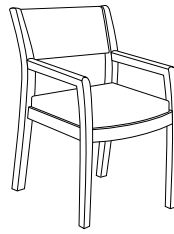
- CAL 117-2013 Compliance
- Intertek Sustainability Certified
- BIFMA level® Certified
- BIFMA Compliant® Certified
- TSCA Title VI (CARB) Compliance
- Contributes to LEED®, Green Globes®, and WELL® Sustainable Programs




Guest with
Upholstered Section:
980
[\(See Details\)](#)



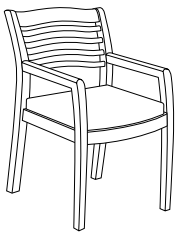
Armless with
Upholstered Section:
990
[\(See Details\)](#)



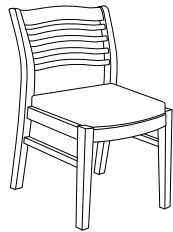
Guest with
½ Wood Back:
985
[\(See Details\)](#)



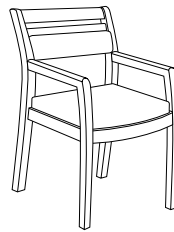
Armless with
½ Wood Back:
995
[\(See Details\)](#)




Guest with
Slat Back:
986
[\(See Details\)](#)



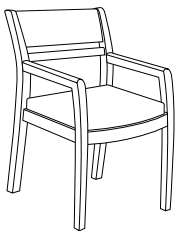
Armless with
Slat Back:
996
[\(See Details\)](#)



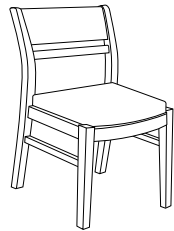
Guest with Wood/
Upholstery Accent:
988
[\(See Details\)](#)



Armless with Wood/
Upholstery Accent:
998
[\(See Details\)](#)



Guest with Wood
Back Accent:
989
[\(See Details\)](#)



Armless with Wood
Back Accent:
999
[\(See Details\)](#)

| Item | Model No. | Chair Width | Chair Depth | Chair Height | Seat Width | Seat Depth | Seat Height | Arm Height | Ship Wt | Cubic Ft |
|-------------------------------------|-----------|-------------|-------------|--------------|------------|------------|-------------|------------|---------|----------|
| GUEST WITH UPHOLSTERED BACK SECTION | 980 | 21½ | 23½ | 32¼ | 18½ | 19 | 17½ | 25 | 23 | 16.9 |



Description

- Standard with: Nylon Glides
- Available with Contrasting Upholstery ([See Details](#))

| List Price/Grade | Yards | COM/1 | 2 | 3 | 4 | 5 | 6 | 7 | 8 | 9 | 10 | L1 | L2 |
|------------------------|-------|---------|------|------|------|------|------|------|------|------|------|------|------|
| Single Upholstery | 1.00 | \$ 1255 | 1307 | 1351 | 1394 | 1459 | 1525 | 1619 | 1717 | 1831 | 1963 | 1585 | 1726 |
| Contrasting Upholstery | | | | | | | | | | | | | |
| Primary | 1.00 | \$ 1303 | 1355 | 1399 | 1442 | 1507 | 1573 | 1667 | 1765 | 1879 | 2011 | 1633 | 1774 |
| Accent | 1.00 | \$ 0 | 52 | 96 | 139 | 204 | 270 | 364 | 462 | 576 | 708 | 330 | 471 |

Must Specify (in this order):

- Model #
- Finish
- Primary Upholstery
- Accent Upholstery
- Glide

| | | | | | | | | | | |
|---|-----|-----|-----|-----|-----|----|-----|---|----|------|
| ARMLESS GUEST WITH UPHOLSTERED BACK SECTION | 990 | 21½ | 23½ | 32¼ | 18½ | 19 | 17½ | — | 22 | 16.9 |
|---|-----|-----|-----|-----|-----|----|-----|---|----|------|



Description

- Standard with: Nylon Glides
- Available with Contrasting Upholstery ([See Details](#))

| List Price/Grade | Yards | COM/1 | 2 | 3 | 4 | 5 | 6 | 7 | 8 | 9 | 10 | L1 | L2 |
|------------------------|-------|---------|------|------|------|------|------|------|------|------|------|------|------|
| Single Upholstery | 1.00 | \$ 1157 | 1209 | 1253 | 1296 | 1361 | 1427 | 1521 | 1619 | 1733 | 1865 | 1487 | 1628 |
| Contrasting Upholstery | | | | | | | | | | | | | |
| Primary | 1.00 | \$ 1205 | 1257 | 1301 | 1344 | 1409 | 1475 | 1569 | 1667 | 1781 | 1913 | 1535 | 1676 |
| Accent | 1.00 | \$ 0 | 52 | 96 | 139 | 204 | 270 | 364 | 462 | 576 | 708 | 330 | 471 |

Must Specify (in this order):

- Model #
- Finish
- Primary Upholstery
- Accent Upholstery
- Glide

| | | | | | | | | | | |
|------------------------|-----|-----|-----|-----|-----|----|-----|----|----|------|
| GUEST WITH ½ WOOD BACK | 985 | 21½ | 23½ | 32¼ | 18½ | 19 | 17½ | 25 | 23 | 16.9 |
|------------------------|-----|-----|-----|-----|-----|----|-----|----|----|------|



Description

- Standard with: Nylon Glides

| List Price/Grade | Yards | COM/1 | 2 | 3 | 4 | 5 | 6 | 7 | 8 | 9 | 10 | L1 | L2 |
|-------------------|-------|---------|------|------|------|------|------|------|------|------|------|------|------|
| Single Upholstery | 1.00 | \$ 1139 | 1191 | 1235 | 1278 | 1343 | 1409 | 1503 | 1601 | 1715 | 1847 | 1469 | 1610 |

Must Specify (in this order):

- Model #
- Finish
- Upholstery
- Glide

| | | | | | | | | | | |
|--------------------------------|-----|-----|-----|-----|-----|----|-----|---|----|------|
| ARMLESS GUEST WITH ½ WOOD BACK | 995 | 21½ | 23½ | 32¼ | 18½ | 19 | 17½ | — | 22 | 16.9 |
|--------------------------------|-----|-----|-----|-----|-----|----|-----|---|----|------|



Description

- Standard with: Nylon Glides

| List Price/Grade | Yards | COM/1 | 2 | 3 | 4 | 5 | 6 | 7 | 8 | 9 | 10 | L1 | L2 |
|-------------------|-------|---------|------|------|------|------|------|------|------|------|------|------|------|
| Single Upholstery | 1.00 | \$ 1040 | 1092 | 1136 | 1179 | 1244 | 1310 | 1404 | 1502 | 1616 | 1748 | 1370 | 1511 |

Must Specify (in this order):

- Model #
- Finish
- Upholstery
- Glide

For ordering options, [see overview at the beginning of this section.](#)

| Item | Model No. | Chair Width | Chair Depth | Chair Height | Seat Width | Seat Depth | Seat Height | Arm Height | Ship Wt | Cubic Ft |
|----------------------|-----------|-------------|-------------|--------------|------------|------------|-------------|------------|---------|----------|
| GUEST WITH SLAT BACK | 986 | 21½ | 25¾ | 32¼ | 18½ | 21 | 17½ | 25 | 23 | 16.9 |



Must Specify (in this order):
Model #
Finish
Upholstery
Glide

Description

- Standard with: Nylon Glides

| List Price/Grade | Yards | COM/1 | 2 | 3 | 4 | 5 | 6 | 7 | 8 | 9 | 10 | L1 | L2 |
|-------------------|-------|---------|------|------|------|------|------|------|------|------|------|------|------|
| Single Upholstery | 1.00 | \$ 1158 | 1210 | 1254 | 1297 | 1362 | 1428 | 1522 | 1620 | 1734 | 1866 | 1488 | 1629 |

| | | | | | | | | | | |
|------------------------------|-----|-----|-----|-----|-----|----|-----|---|----|------|
| ARMLESS GUEST WITH SLAT BACK | 996 | 21½ | 25¾ | 32¼ | 18½ | 21 | 17½ | — | 22 | 16.9 |
|------------------------------|-----|-----|-----|-----|-----|----|-----|---|----|------|



Must Specify (in this order):
Model #
Finish
Upholstery
Glide

Description

- Standard with: Nylon Glides

| List Price/Grade | Yards | COM/1 | 2 | 3 | 4 | 5 | 6 | 7 | 8 | 9 | 10 | L1 | L2 |
|-------------------|-------|---------|------|------|------|------|------|------|------|------|------|------|------|
| Single Upholstery | 1.00 | \$ 1055 | 1107 | 1151 | 1194 | 1259 | 1325 | 1419 | 1517 | 1631 | 1763 | 1385 | 1526 |

| | | | | | | | | | | |
|-------------------------------------|-----|-----|-----|-----|-----|----|-----|----|----|------|
| GUEST WITH WOOD/ UPHOLSTERED ACCENT | 988 | 21½ | 23½ | 32¼ | 18½ | 19 | 17½ | 25 | 23 | 16.9 |
|-------------------------------------|-----|-----|-----|-----|-----|----|-----|----|----|------|



Must Specify (in this order):
Model #
Finish
Primary Upholstery
Accent Upholstery
Glide

Description

- Standard with: Nylon Glides
- Available with Contrasting Upholstery ([See Details](#))

| List Price/Grade | Yards | COM/1 | 2 | 3 | 4 | 5 | 6 | 7 | 8 | 9 | 10 | L1 | L2 |
|------------------------|-------|---------|------|------|------|------|------|------|------|------|------|------|------|
| Single Upholstery | 1.00 | \$ 1277 | 1329 | 1373 | 1416 | 1481 | 1547 | 1641 | 1739 | 1853 | 1985 | 1607 | 1748 |
| Contrasting Upholstery | | | | | | | | | | | | | |
| Primary | 1.00 | \$ 1325 | 1377 | 1421 | 1464 | 1529 | 1595 | 1689 | 1787 | 1901 | 2033 | 1655 | 1796 |
| Accent | 1.00 | \$ 0 | 52 | 96 | 139 | 204 | 270 | 364 | 462 | 576 | 708 | 330 | 471 |

| | | | | | | | | | | |
|---|-----|-----|-----|-----|-----|----|-----|---|----|------|
| ARMLESS GUEST WITH WOOD/ UPHOLSTERED ACCENT | 998 | 21½ | 23½ | 32¼ | 18½ | 19 | 17½ | — | 22 | 16.9 |
|---|-----|-----|-----|-----|-----|----|-----|---|----|------|



Must Specify (in this order):
Model #
Finish
Primary Upholstery
Accent Upholstery
Glide

Description

- Standard with: Nylon Glides
- Available with Contrasting Upholstery ([See Details](#))

| List Price/Grade | Yards | COM/1 | 2 | 3 | 4 | 5 | 6 | 7 | 8 | 9 | 10 | L1 | L2 |
|------------------------|-------|---------|------|------|------|------|------|------|------|------|------|------|------|
| Single Upholstery | 1.00 | \$ 1174 | 1226 | 1270 | 1313 | 1378 | 1444 | 1538 | 1636 | 1750 | 1882 | 1504 | 1645 |
| Contrasting Upholstery | | | | | | | | | | | | | |
| Primary | 1.00 | \$ 1222 | 1274 | 1318 | 1361 | 1426 | 1492 | 1586 | 1684 | 1798 | 1930 | 1552 | 1693 |
| Accent | 1.00 | \$ 0 | 52 | 96 | 139 | 204 | 270 | 364 | 462 | 576 | 708 | 330 | 471 |

For ordering options, [see overview at the beginning of this section.](#)

| Item | Model No. | Chair Width | Chair Depth | Chair Height | Seat Width | Seat Depth | Seat Height | Arm Height | Ship Wt | Cubic Ft |
|-----------------------------|-----------|-------------|-------------|--------------|------------|------------|-------------|------------|---------|----------|
| GUEST WITH WOOD BACK ACCENT | 989 | 21½ | 23½ | 32¼ | 18½ | 19 | 17½ | 25 | 23 | 16.90 |

**Description**

- Standard with: Nylon Glides

| List Price/Grade | Yards | COM/1 | 2 | 3 | 4 | 5 | 6 | 7 | 8 | 9 | 10 | L1 | L2 |
|-------------------|-------|---------|------|------|------|------|------|------|------|------|------|------|------|
| Single Upholstery | 1.00 | \$ 1158 | 1210 | 1254 | 1297 | 1362 | 1428 | 1522 | 1620 | 1734 | 1866 | 1488 | 1629 |

Must Specify (in this order):

Model #
Finish
Upholstery
Glide

ARMLESS GUEST WITH WOOD BACK ACCENT

| | | | | | | | | | |
|-----|-----|-----|-----|-----|----|-----|---|----|------|
| 999 | 21½ | 23½ | 32¼ | 18½ | 19 | 17½ | — | 22 | 16.9 |
|-----|-----|-----|-----|-----|----|-----|---|----|------|

**Description**

- Standard with: Nylon Glides

| List Price/Grade | Yards | COM/1 | 2 | 3 | 4 | 5 | 6 | 7 | 8 | 9 | 10 | L1 | L2 |
|-------------------|-------|---------|------|------|------|------|------|------|------|------|------|------|------|
| Single Upholstery | 1.00 | \$ 1064 | 1116 | 1160 | 1203 | 1268 | 1334 | 1428 | 1526 | 1640 | 1772 | 1394 | 1535 |

Must Specify (in this order):

Model #
Finish
Upholstery
Glide

For ordering options, [see overview at the beginning of this section.](#)

Triple Play can multi-task from lounge height to sitting height, and all the way up to counter height. This versatile seating line lets people choose how and where they want to work with the ability to join any group, at any height table in the room. Triple Play partners with 18” high tables, 29-30” high tables, and 36” high tables, or any range in between.

CONSTRUCTION

- Fully upholstered product that features a high density, firm polyurethane foam interior that holds its shape; shape is static at the lounge height position and at the sitting height position and has a gentle, flexible motion while sitting at the counter height position
- Foam construction can be used to sit on any of the six sides
- Handle is covered in upholstery
- Zipper included with upholstery cover for easy removal and cleaning
- Benches rated for users up to 275lbs
- Ships fully assembled

HOW TO ORDER EXAMPLE

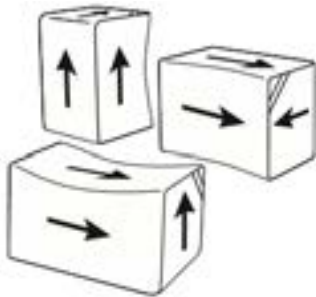
| Model No. | Description | Example |
|-----------|-------------|----------------------------|
| 3-1526ST | Upholstery | CF Stinson Artisan Seaport |
| | Welt Cord | CF Stinson Artisan Anjou |
| | Upholstery | |
| | Zipper | Navy |

UPHOLSTERY OPTIONS

Available in single upholstery with a matching handle, and your choice of a matching or contrasting welt cord, or no welt cord at all. Select from a wide variety of graded-in or contract options, including fabric, vinyl, and leather. We recommend avoiding the use of obvious directional patterns due to Triple Play’s multiple positions of use.

Indiana Furniture will make every attempt to have the upholstery pattern going the same direction while making the best use of the yardage supplied.

Arrows represent “Up the Roll”.



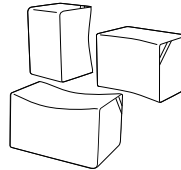
ZIPPER OPTIONS

| | |
|-----------|-------|
| Black | Navy |
| Brown | Slate |
| Dark Gray | Tan |
| Ivory | White |

CERTIFICATIONS & COMPLIANCE

- CAL 117-2013 Compliance
- Intertek Sustainability Certified
- BIFMA level® Certified
- BIFMA Compliant® Certified
- TSCA Title VI (CARB) Compliance
- Contributes to LEED®, Green Globes®, and WELL® Sustainable Programs

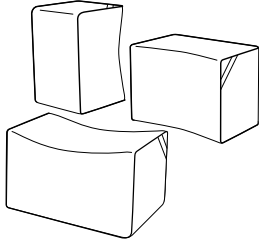
STATEMENT OF LINE



Multi-Height Bench:
3-1526ST
[\(See Details\)](#)

TRIPLE PLAY™
MULTI-HEIGHT BENCH (3 SERIES)

| Item | Model No. | Chair Width | Chair Depth | Chair Height | Ship Wt | Cubic Ft |
|--------------------|-----------|-------------|-------------|--------------|---------|----------|
| MULTI-HEIGHT BENCH | 3-1526ST | 18 | 16½-15 | 26 | 12.8 | 5.8 |



Description

- Standard with: Matching Upholstered Handle
- Rotate Seat to Provide Seating for 18”H, 29-30”H, and 36”H Tables, or any range in between
- Available with Contrasting Upholstery with Welt Cord ([See Details](#))
- We recommend avoiding the use of obvious directional patterns due to the multiple positions of use

Must Specify (in this order):

- Model #
- Primary Upholstery
- Welt Cord
- Zipper Color

| List Price/Grade | Yards | COM/1 | 2 | 3 | 4 | 5 | 6 | 7 | 8 | 9 | 10 |
|-------------------------------|---------|-------|------|------|------|------|------|------|------|------|------|
| Single Upholstery | | | | | | | | | | | |
| With Welt Cord | 3.00 \$ | 914 | 1070 | 1202 | 1331 | 1526 | 1724 | 2006 | 2300 | 2642 | 3038 |
| No Welt Cord | 2.00 \$ | 803 | 907 | 995 | 1081 | 1211 | 1343 | 1531 | 1727 | 1955 | 2219 |
| Contrasting Upholstery | | | | | | | | | | | |
| Primary | 2.00 \$ | 914 | 1018 | 1106 | 1192 | 1322 | 1454 | 1642 | 1838 | 2066 | 2330 |
| Welt Cord | 1.00 \$ | 0 | 52 | 96 | 139 | 204 | 270 | 364 | 462 | 576 | 708 |

For ordering options, [see overview at the beginning of this section.](#)

Both comfort and style are achieved in Vive with open or closed arms, and flared leg design, with availability of casters. Solid hardwood frames with a smooth, radiant finish are available in all Indiana Furniture finishes. Double dowel mortise and tenon construction and high-grade polyurethane foam provide superior stability and comfort.

CONSTRUCTION

- Exposed wood components and chair frame are manufactured using European Beech and are free of spirits, discoloration, pits, shakes, and wormholes; base caps are manufactured using select maple
- Chair joints are double-doweled or mortised and tenoned, screwed, and glued for maximum strength and durability
- Seats feature corner blocking
- Arms are securely attached to the frames with mortise and tenon
- Frame is individually hand assembled and sanded prior to being finished
- High Grade Polyurethane Foam, 2¼" thick in the seat and 1½" thick in the back; foam is contoured to fit the frame and fastened in place
- Textiles are sewn with double stitch seams
- High quality resilient sheet webbing ensures a comfortable seating application
- Seating rated for users up to 275lbs
- Ships fully assembled

HOW TO ORDER EXAMPLE

| Model No. | Description | Example |
|-----------|-------------|---------------------------|
| 326 | Finish | MAS |
| | Upholstery | CF Stinson Artisan Hearth |
| | Glides | STD |

WOOD FINISHES

Indiana Furniture uses a multi-step, hand finishing process on all exposed wood frames.

Chairs feature a catalyzed varnish finish which offers durability, lasting beauty, and resistance to normal wear.


| | |
|-------------------------|------------------------|
| AW Artisan Walnut | MW Mahogany Walnut |
| AS Asian Night | MAS Mesa Sunset* |
| BW Beigewood* | MTS Metropolis Sky |
| BL Black | MNR Midnight Run |
| CO Columbian Walnut | NTM Natural Marrone* |
| DC Dark Cherry | ORW Oak Riftwood* |
| DFW Dark Forest Walnut* | PNW Pinnacle Walnut |
| WH Designer White | PTK Portico Teak* |
| EF Espresso | RC River Cherry* |
| FO Fawn Oak* | SCH Select Cherry |
| FLW Florence Walnut* | SPW Sepia Walnut* |
| GC Golden Cherry | SKC Shaker Cherry |
| HVM Harvest Maple* | SBP Smoky Brown Pear* |
| HW Harvest Walnut | TK Studio Teak |
| HNW Henna Walnut | SM Sugar Maple |
| KHE Kirsche | WTA Weathered Ash* |
| LW Legacy Walnut | WNB White Nebbia |
| | WC Williamsburg Cherry |

* Finish is Low Sheen

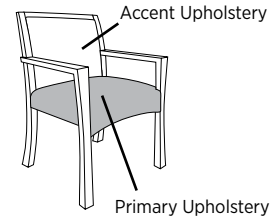
UPHOLSTERY OPTIONS

Available in single or contrasting upholsteries in a wide variety of graded-in or contract options, including fabric, vinyl, and leather.

Single Upholstery



Contrasting Upholstery



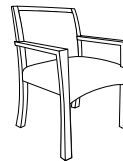
GLIDE OPTIONS (FOR MODELS WITHOUT CASTERS)

| | | |
|------|--------------|--------|
| STD | Nylon Glides | STD |
| FELT | Felt Glides | \$ N/C |

CERTIFICATIONS & COMPLIANCE


- CAL 117-2013 Compliance
- Intertek Sustainability Certified
- BIFMA level® Certified
- BIFMA Compliant® Certified
- TSCA Title VI (CARB) Compliance
- Contributes to LEED®, Green Globes®, and WELL® Sustainable Programs

STATEMENT OF LINE



Fully Upholstered Guest with Open Arms: 326
[\(See Details\)](#)

| Item | Model No. | Chair Width | Chair Depth | Chair Height | Seat Width | Seat Depth | Seat Height | Arm Height | Ship Wt | Cubic Ft |
|--|-----------|-------------|-------------|--------------|------------|------------|-------------|------------|---------|----------|
| FULLY UPHOLSTERED GUEST WITH OPEN ARMS | 326 | 25 | 26¾ | 34½ | 20¼ | 19 | 18¼ | 25⅝ | 30 | 16.9 |



Description

- Standard with: Nylon Glides
- Available with Contrasting Upholstery ([See Details](#))

Must Specify (in this order):

Model #

Finish

Primary Upholstery

Accent Upholstery

Glide

| List Price/Grade | Yards | COM/1 | 2 | 3 | 4 | 5 | 6 | 7 | 8 | 9 | 10 | L1 | L2 |
|------------------------|-------|---------|------|------|------|------|------|------|------|------|------|------|------|
| Single Upholstery | 1.75 | \$ 1627 | 1718 | 1795 | 1870 | 1984 | 2100 | 2264 | 2436 | 2635 | 2866 | 2205 | 2451 |
| Contrasting Upholstery | | | | | | | | | | | | | |
| Primary | 1.25 | \$ 1651 | 1716 | 1771 | 1825 | 1906 | 1989 | 2106 | 2229 | 2371 | 2536 | 2064 | 2240 |
| Accent | 1.00 | \$ 0 | 52 | 96 | 139 | 204 | 270 | 364 | 462 | 576 | 708 | 330 | 471 |

For ordering options, [see overview at the beginning of this section.](#)

Accents

Enhance your space with new Cush Pillows. Available in multiple shapes and sizes, and with or without piping, to bring the comforts of home or add sophistication to any space. Be inspired by our broad range of graded-in fabrics, contract fabrics or use a COM to personalize your Cush pillows.

CONSTRUCTION

- All pillows are sewn shut for added security
- All pillows feature a smooth non-woven fabric pillow insert
- Square and rectangle inserts are filled with a soft moldable poly fiber that simulates the look of down feathers
- Bolster pillows are filled with a resilient poly insert for extra durability

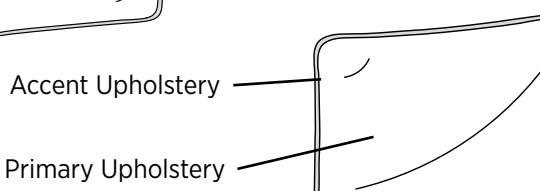
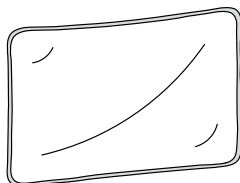
HOW TO ORDER EXAMPLE

| Model No. | Description | Example |
|-------------|---|--|
| 01-1806BPP | Primary Upholstery Accent Upholstery | KnollTextiles Buzz Bittersweet KnollTextiles Buzz Flash |
| 01-1407TPRP | Primary Upholstery | Mayer Gem Ocean |

UPHOLSTERY OPTIONS

Contrasting upholsteries available on pillows with piping in a wide variety of graded-in or contract options.

Contrasting Upholstery



CERTIFICATIONS & COMPLIANCE

- CAL 117-2013 Compliance

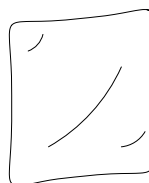
STATEMENT OF LINE



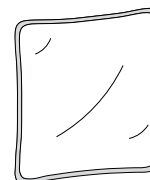
Bolster Pillow
[01-1806BP](#)




Bolster Pillow
With Piping
[01-1806BPP](#)



23" Square Throw Pillow
[01-2323TPS](#)



23" Square Throw
Pillow With Piping
[01-2323TPSP](#)



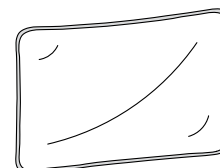
17" Square Throw Pillow
[01-1717TPS](#)



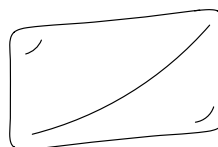
17" Square Throw
Pillow With Piping
[01-1717TPSP](#)



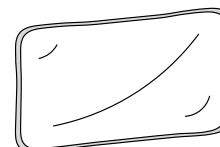
19"x11" Rectangle Throw
Pillow
[01-1911TPR](#)



19"x11" Rectangle Throw
Pillow With Piping
[01-1911TPRP](#)

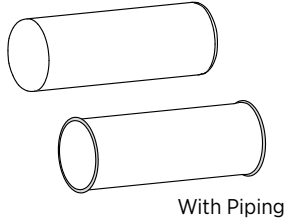


14"x7" Rectangle Throw
Pillow
[01-1407TPR](#)



14"x7" Rectangle Throw
Pillow With Piping
[01-1407TPRP](#)

| Item | Model No. | Width | Depth | Height | Ship Wt | Cubic Ft |
|----------------|------------------------|-------|-------|--------|---------|----------|
| BOLSTER PILLOW | 01-1806BP | 18 | 6 | 6 | 2 | 2.1 |
| | 01-1806BPP With Piping | 18 | 6 | 6 | 2 | 2.1 |



With Piping

Must Specify (in this order):

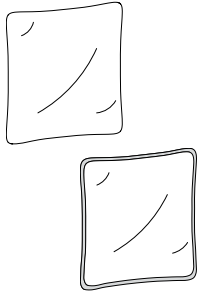
- Model #
- Primary Upholstery
- Accent Upholstery

Description

- Contrasting Upholsteries Available on Pillows With Piping ([See Details](#))
- Directional Upholstery May Not Match from Pillow to Pillow Due to Application

| List Price/Grade | Yards | COM/1 | 2 | 3 | 4 | 5 | 6 | 7 | 8 | 9 | 10 |
|-------------------------------|-------|--------|-----|-----|-----|-----|-----|-----|-----|------|------|
| Single Upholstery | 1.00 | \$ 318 | 370 | 414 | 457 | 522 | 588 | 682 | 780 | 894 | 1026 |
| Single Upholstery with Piping | 1.00 | \$ 481 | 533 | 577 | 620 | 685 | 751 | 845 | 943 | 1057 | 1189 |
| Contrasting Upholstery | | | | | | | | | | | |
| Primary | 1.00 | \$ 529 | 581 | 625 | 668 | 733 | 799 | 893 | 991 | 1105 | 1237 |
| Accent | 1.00 | \$ 0 | 52 | 96 | 139 | 204 | 270 | 364 | 462 | 576 | 708 |

| | | | | | | |
|-------------------------|-------------------------|----|---|----|---|-----|
| 23" SQUARE THROW PILLOW | 01-2323TPS | 23 | 6 | 23 | 3 | 2.1 |
| | 01-2323TPSP With Piping | 23 | 6 | 23 | 3 | 2.1 |



With Piping

Must Specify (in this order):

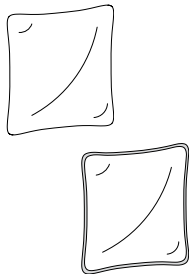
- Model #
- Primary Upholstery
- Accent Upholstery

Description

- Contrasting Upholsteries Available on Pillows With Piping ([See Details](#))
- Directional Upholstery May Not Match from Pillow to Pillow Due to Application

| List Price/Grade | Yards | COM/1 | 2 | 3 | 4 | 5 | 6 | 7 | 8 | 9 | 10 |
|-------------------------------|-------|--------|-----|-----|-----|-----|-----|-----|-----|------|------|
| Single Upholstery | 1.00 | \$ 262 | 314 | 358 | 401 | 466 | 532 | 626 | 724 | 838 | 970 |
| Single Upholstery with Piping | 1.00 | \$ 400 | 452 | 496 | 539 | 604 | 670 | 764 | 862 | 976 | 1108 |
| Contrasting Upholstery | | | | | | | | | | | |
| Primary | 1.00 | \$ 448 | 500 | 544 | 587 | 652 | 718 | 812 | 910 | 1024 | 1156 |
| Accent | 1.00 | \$ 0 | 52 | 96 | 139 | 204 | 270 | 364 | 462 | 576 | 708 |

| | | | | | | |
|-------------------------|-------------------------|----|---|----|---|-----|
| 17" SQUARE THROW PILLOW | 01-1717TPS | 17 | 6 | 17 | 3 | 2.1 |
| | 01-1717TPSP With Piping | 17 | 6 | 17 | 3 | 2.1 |



With Piping

Must Specify (in this order):

- Model #
- Primary Upholstery
- Accent Upholstery

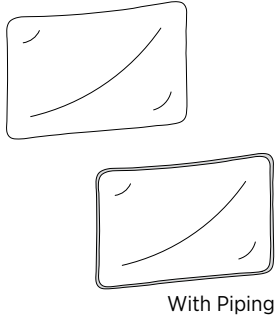
Description

- Contrasting Upholsteries Available on Pillows With Piping ([See Details](#))
- Directional Upholstery May Not Match from Pillow to Pillow Due to Application

| List Price/Grade | Yards | COM/1 | 2 | 3 | 4 | 5 | 6 | 7 | 8 | 9 | 10 |
|-------------------------------|-------|--------|-----|-----|-----|-----|-----|-----|-----|-----|------|
| Single Upholstery | 1.00 | \$ 240 | 292 | 336 | 379 | 444 | 510 | 604 | 702 | 816 | 948 |
| Single Upholstery with Piping | 1.00 | \$ 364 | 416 | 460 | 503 | 568 | 634 | 728 | 826 | 940 | 1072 |
| Contrasting Upholstery | | | | | | | | | | | |
| Primary | 1.00 | \$ 412 | 464 | 508 | 551 | 616 | 682 | 776 | 874 | 988 | 1120 |
| Accent | 1.00 | \$ 0 | 52 | 96 | 139 | 204 | 270 | 364 | 462 | 576 | 708 |

For ordering options, [see overview at the beginning of this section.](#)

| Item | Model No. | Width | Depth | Height | Ship Wt | Cubic Ft |
|---|-------------------------|-------|-------|--------|---------|----------|
| 19"x11" RECTANGLE THROW PILLOW | 01-1911TPR | 19 | 4 | 11 | 2 | 2.1 |
| | 01-1911TPRP With Piping | 19 | 4 | 11 | 2 | 2.1 |



With Piping

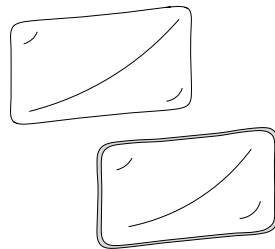
Must Specify (in this order):
Model #
Primary Upholstery
Accent Upholstery

Description

- Contrasting Upholsteries Available on Pillows With Piping ([See Details](#))
- Directional Upholstery May Not Match from Pillow to Pillow Due to Application

| List Price/Grade | Yards | COM/1 | 2 | 3 | 4 | 5 | 6 | 7 | 8 | 9 | 10 |
|-------------------------------|-------|--------|-----|-----|-----|-----|-----|-----|-----|------|------|
| Single Upholstery | 1.00 | \$ 271 | 323 | 367 | 410 | 475 | 541 | 635 | 733 | 847 | 979 |
| Single Upholstery with Piping | 1.00 | \$ 406 | 458 | 502 | 545 | 610 | 676 | 770 | 868 | 982 | 1114 |
| Contrasting Upholstery | | | | | | | | | | | |
| Primary | 1.00 | \$ 454 | 506 | 550 | 593 | 658 | 724 | 818 | 916 | 1030 | 1162 |
| Accent | 1.00 | \$ 0 | 52 | 96 | 139 | 204 | 270 | 364 | 462 | 576 | 708 |

| | | | | | | |
|--|-------------------------|----|---|---|---|-----|
| 14"x7" RECTANGLE THROW PILLOW | 01-1407TPR | 14 | 4 | 7 | 2 | 1.0 |
| | 01-1407TPRP With Piping | 14 | 4 | 7 | 2 | 1.0 |



With Piping

Must Specify (in this order):
Model #
Primary Upholstery
Accent Upholstery

Description

- Contrasting Upholsteries Available on Pillows With Piping ([See Details](#))
- Directional Upholstery May Not Match from Pillow to Pillow Due to Application

| List Price/Grade | Yards | COM/1 | 2 | 3 | 4 | 5 | 6 | 7 | 8 | 9 | 10 |
|-------------------------------|-------|--------|-----|-----|-----|-----|-----|-----|-----|-----|------|
| Single Upholstery | 1.00 | \$ 236 | 288 | 332 | 375 | 440 | 506 | 600 | 698 | 812 | 944 |
| Single Upholstery with Piping | 1.00 | \$ 361 | 413 | 457 | 500 | 565 | 631 | 725 | 823 | 937 | 1069 |
| Contrasting Upholstery | | | | | | | | | | | |
| Primary | 1.00 | \$ 409 | 461 | 505 | 548 | 613 | 679 | 773 | 871 | 985 | 1117 |
| Accent | 1.00 | \$ 0 | 52 | 96 | 139 | 204 | 270 | 364 | 462 | 576 | 708 |

For ordering options, [see overview at the beginning of this section.](#)

COM/COL & Graded-In Programs

COM - CUSTOMER'S OWN MATERIAL

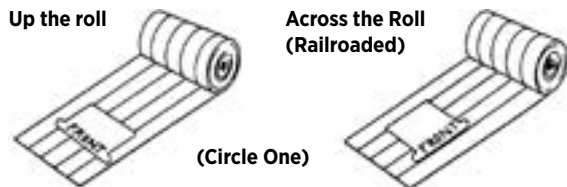
All Indiana Furniture seating is available with material furnished by the customer. Refer to grade 1 for list prices. Refer to individual model number for COM yardage requirements. The listed COM yardage requirement is based on the use of non-directional upholstery 54" wide for a quantity of one chair. Extra upholstery is required to match any pattern with a repeat, either vertically or horizontally. Use the chart below as a guide to add to plain COM yardage requirements listed in the price list.

For multiple chair quantities, contact customer service to optimize the yardage per chair at 800-422-5727.

| Upholstery | Plain | 2"- 14" | 15"- 27" | 28"- 36" |
|------------|------------|---------|----------|----------|
| Width | Upholstery | Repeat | Repeat | Repeat |
| 54" | 0% | 10% | 25% | 30% |

Upholsteries less than 54" wide will not be accepted.

Due to the upholstering process used by Indiana Furniture, some COM upholsteries are considered directional that may not be considered directional by the upholstery supplier. All Upholstery COM's are cut "up the roll" and all vinyls are cut "across the roll" by Indiana Furniture unless otherwise directed by the customer (see below). All directional upholsteries on Indiana Furniture frames match both vertically and horizontally. If you do not desire repeat match, please specify on order.



Note: Directional upholsteries, such as stripes, patterns and plaids may not meet your satisfaction due to contoured shapes and tufting of some models. Should you require such a selection, we will upholster as perfect as possible, but such orders are not subject to return. If in doubt, contact your Indiana Furniture Customer Service Representative prior to placing the order.

COM/COL ORDERING INSTRUCTIONS:

Fill out the form below and attach sample according to instructions on reverse side of form. **COM's/COL's must meet and include written confirmation from the supplier verifying CALTB 117-2013 compliance and you must designate the flammability materials within for the TB 117-2013 label.** Check the box above to comply with California Business and Professions Code Section 19094. Failure to complete these forms and supply samples will delay the scheduling of the purchase order. Orders will not be scheduled until upholstery is received from the supplier. Upholstery should not be ordered until Indiana Furniture has verified the yardage required.

Check one: COM COL

Dealer Name _____ Phone _____ Email _____

Contact Person _____ City _____ State _____ Zip _____

Mill/Supplier _____ Pattern _____ Color _____

Repeat Inches: Horizontal _____ Vertical _____ Directional: Up the Roll / RailRoad

Selected Upholstery is Required to be 54" Wide - Is Your Upholstery Choice 54" Wide? Yes / No If no, Approval is Required.

Face Reversible: Yes / No

Product COM/COL is to be applied to:

1) Model # _____ Qty* _____ Ydg. Ea. _____ x Repeat _____ = _____ Yds.

2) Model # _____ Qty* _____ Ydg. Ea. _____ x Repeat _____ = _____ Yds.

* For multiple chair quantities, contact customer service to optimize the yardage required.

FOR OFFICE USE ONLY:

Advise dealer of COM/COL Rqd: _____ Signed: _____

CSR

Notes: _____

COL - CUSTOMER'S OWN LEATHER

Indiana Furniture is pleased to accommodate COL selections whenever this special need arises. Refer to grade 1 for list prices. To calculate COL requirements, multiply the COM yardage required times 18 (1 yard of upholstery = 18 sq. ft. of usable leather). Customer's own leather specifications for Indiana Furniture seating shown within the price list are based on an average hide size of 45-50 square feet.

All square footage requirements are based on usable footage. The shape of a hide and the usable, clean footage may make it necessary for us to request more leather after COL is received.

Please note leather is a natural product, and variation in texture is a pleasing quality belonging exclusively to high grade, full top grain leathers.

Indiana Furniture reserves the right to inspect, approve, or reject any COM/COL upholstery. Once approved, Indiana Furniture cannot assume responsibility for the durability or tailoring quality of COM/COL material.

COM/COL Ordering Instructions:


1. Include a 6" sample of the upholstery stapled to the order indicating which side is to be exposed.
2. If COM has a pattern or stripe, indicate whether to apply vertically or horizontally. All stripes will be applied vertically unless specified otherwise.
3. Specify the upholstery supplier's name, upholstery pattern, pattern color, and pattern number.

For TB 117-2013, the upholstery materials in this product (check one):


_____ contain added flame retardant chemicals

_____ contain NO added flame retardant chemicals

TOP



TOP



NOTE IMPORTANT REQUIRED INSTRUCTIONS:

Attach sample showing exposed side and mark direction upholstery is to be applied.

Form & Upholstery Swatch should be sent to:

Indiana Furniture
Attn Customer Service
1919 Hospitality Dr., Ste. A
Jasper, IN 47546

COM/COL should be sent to:

Indiana Furniture
1095 W. 100 S.
Dock 1
Jasper, IN 47546

A Packing Slip Must Be Included

Checklist

Have you completed the following requirements?

- 1) ___ Attached Sample
- 2) ___ Marked Direction
- 3) ___ Verified **Width and** Yardage with Indiana Furniture
- 4) ___ Have upholstery tagged with your company name
- 5) ___ Have upholstery tagged with your purchase order #
- 6) ___ Have your vendor list their name, pattern, color and yardage on the packing list

Do Not Order Upholstery Until Indiana Furniture Has Calculated Yardage

| Pattern Name | Price Grade | Pattern Name | Price Grade | Pattern Name | Price Grade |
|-----------------|-------------|--------------------|-------------|--------------|-------------|
| A New Twist | 4 | Mammoth Deception | 7 | Wishes | 4 |
| April | 8 | Mesa | 6 | Wow | 4 |
| Assumed Luxury | 8 | Metal Mesh | 8 | Zulu | 5 |
| Baby Bear | 5 | Metro | 5 | Zyon | 5 |
| Bacci | 6 | Mind Bender | 6 | | |
| Baltic- O | 6 | Minimize | 6 | | |
| Beach Blanket | 6 | Minotaurus | 7 | | |
| Bonnie | 4 | Miragi - O | 7 | | |
| Brazos | 6 | Mock Croc | 5 | | |
| Buckaroo | 7 | Mohair Magic | 10 | | |
| Bull's Eye | 8 | Mooskin | 7 | | |
| Bye Bye Birdie | 5 | Morph | 6 | | |
| Calf Crazy | 7 | My Way | 7 | | |
| Canyon | 3 | Not-A-Hide | 4 | | |
| Capri | 5 | Pacific-O | 6 | | |
| Catwalk | 9 | Parley | 3 | | |
| Cheap Seats | 5 | Party Boat | 7 | | |
| Chimera | 6 | Patina Glaze | 4 | | |
| Cocoon | 3 | Phantasea | 8 | | |
| Copy Cow | 3 | Phoenix | 3 | | |
| Cornered | 6 | Plastic Basket | 4 | | |
| Cowtown | 5 | Quietude | 6 | | |
| Crosshatch | 4 | Reflection | 5 | | |
| Cuddle | 5 | Renna | 5 | | |
| Dash of Color | 5 | Ritzi | 4 | | |
| Dazzler | 7 | Roseus Regatta | 8 | | |
| Diamond Rock | 6 | Sabine | 3 | | |
| E-Scape | 7 | Shagreen | 4 | | |
| Extra Celestial | 6 | Shiki Silk | 4 | | |
| Feigned Fancy | 8 | Shiny Hide | 7 | | |
| Fionna | 4 | Silicone Grid | 7 | | |
| First Class | 3 | Silicone Mountain | 7 | | |
| Focus | 6 | Silicone Prime | 7 | | |
| Fowl Play | 8 | Silicone Slopes | 7 | | |
| Free Time | 7 | Simply Hyde | 5 | | |
| Fulton | 3 | Sky Writing | 5 | | |
| Gelato | 6 | Sleek | 5 | | |
| Glaze | 4 | Soul Space | 5 | | |
| Grit | 6 | Splash | 5 | | |
| Haywire | 6 | Spree | 7 | | |
| Hemp Canvas | 5 | Sticks and Strings | 5 | | |
| Highland | 5 | Stitch In Time | 6 | | |
| Horizon | 6 | Stripes | 7 | | |
| Impulse | 8 | Tartan | 7 | | |
| Inner Circle | 9 | Tas | 8 | | |
| Intertwine | 5 | Taurus | 7 | | |
| Jigsaw | 5 | Technohound | 4 | | |
| Just Kidding | 7 | The Keys | 5 | | |
| Kapow | 4 | Top Coats | 6 | | |
| Kazam | 4 | Travel Roadies | 4 | | |
| Kri | 7 | Twinkle Sky | 6 | | |
| La Piazza | 6 | Twinkle Tapestry | 6 | | |
| Lafayette | 4 | Udderly Perfected | 7 | | |
| Lamb of Luxury | 8 | Ultra Air | 7 | | |
| Limerick | 8 | Uptick | 6 | | |
| Lucid Lines | 7 | Varick | 3 | | |
| Lumber Jack | 8 | Vintage Glaze | 5 | | |
| Lumber Jane | 8 | Westerly | 5 | | |
| Luzon | 7 | Western Willie | 5 | | |

Indiana Furniture strives to make as many upholsteries available as possible. However, it is not practical for us to test every offering on every chair as it is made available. If you have any concerns about our ability to upholster your selection on a particular frame please contact us and we will be glad to order a memo sample from this supplier for testing. Call Customer Service at 800.422.5727.

| Pattern Name | Price Grade | Pattern Name | Price Grade | Pattern Name | Price Grade | Pattern Name | Price Grade |
|------------------|-------------|-------------------|-------------|---------------|-------------|--------------|-------------|
| Aberdeen | 6 | Francesca Wool | 7 | Polished | 5 | Tudor Rose | 9 |
| Alpine | 6 | Francesca Wool li | 7 | Pound | 7 | Typography | 6 |
| Ambiance | 4 | Frontier | 3 | Provence | 9 | Vanderbilt | 5 |
| Angle | 5 | Gamma | 4 | Quest | 7 | Vault | 5 |
| Apex | 6 | Gardenia | 5 | Radius | 6 | Velocity | 6 |
| Apollo | 5 | Gatsby | 4 | Raya | 5 | Venture | 7 |
| Arabesque | 5 | Gem | 4 | Reality Check | 5 | Victoria | 6 |
| Astor | 5 | Glam | 5 | Rio | 5 | Vivo | 5 |
| Athena | 5 | Glinda | 6 | River | 6 | Volt | 8 |
| Atlas | 4 | Glo | 5 | Rodeo | 3 | Wanderer | 7 |
| Atmosphere | 2 | Great Wall | 6 | Rodeo 2 | 3 | Watson | 3 |
| Atomic | 6 | Grid | 5 | Roundabout | 4 | Welsh Check | 7 |
| Aura | 3 | Hanji | 6 | Samsara | 4 | Windlass | 7 |
| Bali | 7 | Harlequin | 6 | Sanganeri | 5 | Wrangler | 3 |
| Block Petal | 6 | High Rise | 5 | Santa Fe | 6 | X Pattern | 8 |
| Boardwalk | 4 | Highlands | 6 | Santorini | 6 | York Plaid | 7 |
| Bocce | 5 | Hush | 5 | Saxon | 6 | Zip | 7 |
| Bronco | 5 | Hush 2 | 5 | Sea Willow | 6 | | |
| Burkina | 6 | I Pattern | 7 | Seascape | 4 | | |
| Cadence | 5 | Illusion | 3 | Sector | 5 | | |
| Calais Stripe | 6 | Illusion 2 | 3 | Sedona | 4 | | |
| Caress | 7 | Infrastructure | 8 | Sherlock | 4 | | |
| Carnival | 5 | Insight | 2 | Sherlock 2 | 4 | | |
| Cavo | 6 | Intaglio | 5 | Shimmer | 4 | | |
| Centering Stripe | 5 | Intaglio 2 | 5 | Shimmer 2 | 4 | | |
| Ceramica | 6 | Interstate | 5 | Silk Road | 4 | | |
| Channel | 5 | Iona | 4 | Silverado | 4 | | |
| Chroma | 4 | Isabella | 4 | Silverado 2 | 4 | | |
| Cirque | 6 | Journey | 6 | Skye | 6 | | |
| Compass | 6 | Kaolin | 5 | Soho | 3 | | |
| Connect | 7 | Kuba | 6 | Solar | 2 | | |
| Contour | 4 | Legacy | 5 | Solitude | 6 | | |
| Cosmos | 5 | Legend | 6 | Sonata Stripe | 6 | | |
| Crescendo | 6 | Linea | 5 | Speckle | 4 | | |
| Crystal | 4 | Lore | 5 | Spectrum | 4 | | |
| Cutting Edge | 10 | Lunette | 7 | Sphere | 7 | | |
| Dakota | 4 | Luxe | 6 | Spin | 6 | | |
| Dakota 2 | 4 | Majorca | 6 | Spirit | 4 | | |
| Daytona | 6 | Marquee | 6 | Splash | 3 | | |
| Delta | 4 | Mason | 6 | Staccato | 6 | | |
| Drifter | 4 | Mason Stripe | 6 | Stallion | 3 | | |
| Durango | 3 | Montage | 6 | Stetson | 3 | | |
| Dynasty | 5 | Moon Beam | 5 | Strata | 4 | | |
| Eden | 5 | Moon Beam 2 | 5 | Streamline | 4 | | |
| Elementary | 7 | Morgan | 5 | Sukhala | 6 | | |
| Elevado | 5 | Morocco | 6 | Summit | 3 | | |
| Embrace | 4 | Mustang | 4 | Sundial | 6 | | |
| Emerson | 3 | Nahouri | 6 | Sync | 5 | | |
| Empress | 4 | Network | 8 | Tailored | 5 | | |
| Empress 2 | 4 | Oculus | 5 | Talavera | 8 | | |
| Encore | 4 | Palatine | 5 | Tally | 4 | | |
| Engrave | 5 | Palatine 2 | 5 | Tectonic | 4 | | |
| Equinox | 4 | Paragon | 7 | The Plaid | 7 | | |
| Etch | 5 | Parenthesis | 8 | Tick-Tock | 5 | | |
| Everest | 4 | Patina | 6 | Tiebele | 6 | | |
| Evolution | 7 | Paxton | 6 | Tilde | 7 | | |
| Fiji | 5 | Perspective | 5 | Top Notch | 10 | | |
| Flora | 2 | Pinnacle | 4 | Transform | 3 | | |
| Fragment | 7 | Pixel | 5 | Traverse | 5 | | |

Indiana Furniture strives to make as many upholsteries available as possible. However, it is not practical for us to test every offering on every chair as it is made available. If you have any concerns about our ability to upholster your selection on a particular frame please contact us and we will be glad to order a memo sample from this supplier for testing. Call Customer Service at 800.422.5727.

| Pattern Name | Price Grade | Pattern Name | Price Grade | Pattern Name | Price Grade | Pattern Name | Price Grade |
|-------------------|-------------|--------------------------|-------------|----------------------|-------------|------------------------|-------------|
| 45 RPM..... | 3 | Boucle | 5 | Collins Ave | 6 | Equus..... | 4 |
| 57 Chevron..... | 6 | Boudoir | 4 | Community..... | 6 | Escapade..... | 3 |
| 78 RPM..... | 4 | Boyle..... | 9 | Connect..... | 8 | Evolution..... | 4 |
| Abbey Road..... | 5 | Bozeman..... | 3 | Connery..... | 4 | Excel..... | 5 |
| Aberdeen..... | 9 | Brera..... | 3 | Cool Comfort..... | 4 | Excursion..... | 6 |
| Adare Manor..... | 4 | Brick and Mortar..... | 4 | Coral Gables..... | 6 | Fabiana..... | 5 |
| Adlon..... | 7 | Brigantine..... | 5 | Corddry..... | 5 | Fairground..... | 5 |
| Admiral..... | 5 | Brisco..... | 4 | Corinthian..... | 4 | Fashionista..... | 5 |
| Affinity..... | 5 | Britannia..... | 5 | Couture..... | 5 | Filly..... | 5 |
| Aficionado..... | 5 | Brixton..... | 9 | Cozy..... | 4 | Financier..... | 3 |
| Amagansett..... | 6 | Brompton..... | 4 | Craft..... | 6 | Fine Gauge..... | 7 |
| Amenity..... | 4 | Bryn Mawr..... | 7 | Crazy Horse..... | 4 | First Class..... | 6 |
| Americas Cup..... | 4 | Buccaneer..... | 5 | Crepon..... | 4 | Fit..... | 5 |
| Andromeda..... | 5 | Buenos Aires..... | 5 | Crescendo..... | 5 | Flagship..... | 4 |
| Anemone..... | 6 | Burlington..... | 4 | Crew..... | 4 | Flannela..... | 6 |
| Animal..... | 5 | Cabin..... | 6 | Crossover..... | 4 | Flex..... | 4 |
| Annual..... | 6 | Calabaras..... | 5 | Cruise..... | 7 | Flights of Fancy..... | 6 |
| Antico..... | 6 | Caledonian..... | 4 | Cupertino..... | 7 | Flourish..... | 6 |
| Aperture..... | 4 | Calf..... | 8 | Cupid..... | 4 | Flow..... | 3 |
| Aphrodisiac..... | 5 | Calyx..... | 6 | Cutting Edge..... | 6 | Flower Market..... | 5 |
| Array..... | 6 | Cambric..... | 5 | Dakar..... | 4 | Foiled..... | 4 |
| Artesima..... | 8 | Cancan..... | 5 | Dakota..... | 5 | Folio..... | 3 |
| Askrigg..... | 9 | Cane..... | 6 | Danbury..... | 3 | Follow the Leader..... | 5 |
| Astronomy..... | 6 | Cape Town..... | 5 | Dance Line..... | 6 | Fridays..... | 4 |
| Aura..... | 5 | Caracas..... | 6 | Dance Party..... | 4 | Friendship..... | 5 |
| Autobahn..... | 4 | Cardigan..... | 5 | Dante..... | 6 | Frolic..... | 5 |
| Aventura..... | 5 | Casco..... | 6 | Dapple..... | 7 | Fronde..... | 7 |
| Awaken..... | 4 | Catch Me If You Can..... | 5 | Dash..... | 4 | Front Desk..... | 4 |
| B and B..... | 4 | Catwalk..... | 5 | Daydream..... | 3 | Furstenberg..... | 3 |
| Badlands..... | 5 | Cavern Club..... | 5 | Debonair..... | 3 | Gala..... | 5 |
| Bal Harbour..... | 5 | Cetus..... | 5 | Debutante..... | 6 | Galleon..... | 4 |
| Balance..... | 8 | Chain Link..... | 4 | Deco District..... | 6 | Gargrave..... | 9 |
| Balcony..... | 5 | Chaise..... | 5 | Deepdale..... | 9 | Gecko..... | 7 |
| Bamboozled..... | 5 | Chambray..... | 7 | Diamant..... | 5 | Gemma..... | 5 |
| Bargello..... | 6 | Chamomile..... | 4 | Digital..... | 7 | Getaway..... | 7 |
| Barnard..... | 7 | Champagne..... | 5 | District..... | 3 | Gia..... | 6 |
| Baxter..... | 4 | Charleston..... | 4 | Division..... | 7 | Gilded Age..... | 7 |
| Bayside..... | 6 | Charlotte..... | 4 | Draper..... | 5 | Glamis..... | 9 |
| Beachcomb..... | 6 | Charted Reverse..... | 7 | Drizzle..... | 4 | Glint..... | 4 |
| Beaucoup..... | 4 | Chaucer..... | 9 | Dublin..... | 3 | Glissette..... | 5 |
| Beehive..... | 4 | Chauffeur..... | 4 | Duotone..... | 6 | Glitz..... | 5 |
| Bellevue..... | 9 | Chenille Waistcoat..... | 4 | Dupioni..... | 4 | Gloucester..... | 9 |
| Belsize..... | 9 | Chesham..... | 9 | Dusk..... | 5 | Good Day Sunshine..... | 6 |
| Ben Day..... | 4 | Chetlenham..... | 9 | Ease..... | 4 | Grasscloth..... | 3 |
| Bergerac..... | 5 | Chindi..... | 6 | Echelon..... | 5 | Great Dane..... | 6 |
| Berkshire..... | 4 | Chronicle..... | 6 | Edge..... | 5 | Great Pretender..... | 4 |
| Bermuda..... | 6 | Cirque..... | 5 | Editor..... | 7 | Greenwich..... | 5 |
| Biarritz..... | 4 | Cirrus..... | 6 | Edwardian..... | 5 | Grenelle..... | 6 |
| Bibury..... | 9 | Classic..... | 7 | Elegant..... | 3 | Griffin..... | 5 |
| Big Bird..... | 5 | Cleo..... | 5 | Element..... | 5 | Haberdasher..... | 4 |
| Big Game..... | 5 | Clipper..... | 5 | Elite..... | 5 | Hampstead..... | 4 |
| Billow..... | 6 | Clique..... | 5 | Emergent..... | 7 | Hanbel..... | 5 |
| Biscayne..... | 7 | Cloud Nine..... | 3 | Enamored..... | 3 | Happy..... | 7 |
| Bliss..... | 5 | Clydesdale..... | 3 | English Leather..... | 4 | Harbor Lights..... | 4 |
| Boardwalk..... | 7 | Coachella..... | 4 | English Suede..... | 5 | Harmony..... | 6 |
| Bobbin..... | 3 | Coalesce..... | 6 | Enthusiast..... | 6 | Hashtag..... | 6 |
| Boheme..... | 4 | Coconut Grove..... | 6 | Epingle..... | 4 | Haute Seat..... | 7 |
| Boston..... | 5 | Coexist..... | 6 | Equestrian..... | 6 | Havana..... | 7 |

Architex continues on next page.

Indiana Furniture strives to make as many upholsteries available as possible. However, it is not practical for us to test every offering on every chair as it is made available. If you have any concerns about our ability to upholster your selection on a particular frame please contact us and we will be glad to order a memo sample from this supplier for testing. Call Customer Service at 800.422.5727.

| Pattern Name | Price Grade | Pattern Name | Price Grade | Pattern Name | Price Grade | Pattern Name | Price Grade |
|--------------|-------------|---------------------|-------------|-----------------|-------------|-----------------|-------------|
| Hawes | 9 | Leisure | 4 | Noble | 5 | Pumice | 5 |
| Healthy | 7 | Lennon | 6 | Nourish | 3 | Purcell | 6 |
| Heritage | 5 | Line Drive | 4 | Ocean Drive | 6 | Pureachic | 4 |
| Hero | 4 | Linea | 4 | Officine | 5 | Pureapex | 5 |
| Hgi Reed | 3 | Lodge | 4 | Optimum | 5 | Pureasana | 4 |
| High Noon | 4 | Logoro | 6 | Orchestra | 7 | Purebotanica | 6 |
| Highway | 4 | Lombard | 4 | Organza | 5 | Purebrindle | 4 |
| Himalayan | 7 | Long Play | 4 | Orion | 5 | Purechallis | 5 |
| Hint | 4 | Loom | 3 | Otto | 7 | Purechenille | 4 |
| Hit Parade | 4 | Loose Ends | 6 | Outfit | 4 | Purechic | 4 |
| Hive | 7 | Luca | 3 | Pagoda | 4 | Purecoco | 5 |
| Holloway | 9 | Lucy In The Sky | 6 | Palm Desert | 5 | Purecorduroy | 5 |
| Holmes | 6 | Lusso | 6 | Palo Alto | 7 | Purecurlucue | 5 |
| Holstein | 4 | Luster | 4 | Paola | 5 | Puredeco | 6 |
| Holyoke | 7 | Macallan | 4 | Paragon | 6 | Purefelt | 4 |
| Homespun | 5 | Mademoiselle | 5 | Paramour | 5 | Purefleece | 5 |
| Hook | 3 | Madore | 6 | Particle | 5 | Pureflow | 4 |
| How Dashing | 5 | Mahony | 6 | Patent | 5 | Pureglint | 5 |
| Hurlingham | 3 | Malham | 9 | Pathway | 6 | Puregratitude | 4 |
| Hush | 3 | Manifest | 8 | Pearlescent | 6 | Pureherringbone | 5 |
| Hyde | 5 | Mantle | 5 | Pelle | 7 | Purehopsack | 5 |
| Icon | 6 | Manzanita | 7 | Pendlesome | 6 | Purekimbo | 5 |
| Ikat | 8 | Marais | 5 | Peony | 5 | Purelinen | 4 |
| Indio | 4 | Marcona | 3 | Percheron | 2 | Puremeditation | 4 |
| Ingenious | 7 | Maroc | 7 | Pergola | 5 | Puremindfulness | 4 |
| Inline | 5 | Marqueyssac | 6 | Perlato | 5 | Puremod | 6 |
| Inner Circle | 8 | Marquissette | 5 | Piazza | 4 | Puremontrose | 6 |
| Insideout | 8 | Marylebone | 9 | Piet | 6 | Purenubuck | 4 |
| Inspire | 6 | Maxim | 6 | Pinkerton | 5 | Purepanama | 5 |
| Interlock | 5 | McQueen | 5 | Pinna | 7 | Purepeace | 4 |
| Intersect | 5 | Membership | 5 | Pinwale | 4 | Pureplait | 5 |
| Intricato | 6 | Merchant | 5 | Pinyon | 3 | Purepoint | 5 |
| Inverness | 4 | Meridian | 5 | Pipeline | 5 | Pureshimmer | 5 |
| Irving | 3 | Merrill | 6 | Pisa | 7 | Puretwill | 5 |
| Isla | 6 | Metallurgic | 5 | Piscina | 4 | Purevelour | 3 |
| Jackpot | 5 | Mid Century | 5 | Pisco | 3 | Purevelvet | 4 |
| James Dean | 5 | Middy | 5 | Pivot | 6 | Purevogue | 6 |
| Jasper | 3 | Milano | 6 | Pixel | 3 | Pureweave | 5 |
| Javelin | 3 | Mime | 4 | Plaid All Over | 5 | Purewicker | 4 |
| Jump For Joy | 6 | Mineral | 6 | Plaited | 5 | Qbert | 4 |
| Just Dandy | 3 | Mingle | 3 | Plateau | 4 | Quarry | 5 |
| Kainai | 4 | Miramar | 3 | Platform | 4 | Quilt | 4 |
| Kent | 6 | Missing Link | 5 | Plenty | 2 | Radiant | 4 |
| Kettering | 6 | Missonly | 4 | Plunge | 6 | Rainbow | 5 |
| Kindred | 6 | Moda | 4 | Poise | 3 | Rebel | 5 |
| Kingham | 9 | Mon Petit | 2 | Poplin | 3 | Reed | 3 |
| Kismet | 5 | Monarchy | 5 | Port Of Call | 6 | Reef | 6 |
| Knowledge | 7 | Monolith | 4 | Porter | 6 | Reel Leather | 6 |
| Koi Lily | 6 | Montauk | 6 | Positano | 6 | Relax | 3 |
| Laguna | 8 | Montmartre | 5 | Posy | 7 | Resort | 7 |
| Lake Como | 5 | Moxie | 5 | Preppy Handbook | 4 | Revel | 5 |
| Lakota | 4 | Muslin | 3 | Prescription | 5 | Revival | 5 |
| Lanai | 3 | Mustang | 3 | Presence | 6 | Richmond | 3 |
| Las Palmas | 3 | Nakoda | 4 | Prestige | 3 | Riva | 6 |
| Lavish | 4 | Natura | 4 | Printemps | 6 | Rocky Mountain | 5 |
| Layers | 5 | Nest | 7 | Privateer | 7 | Roman | 4 |
| Leatheretta | 4 | New Deal | 5 | Progress | 7 | Room Service | 3 |
| Legend | 5 | No Strings Attached | 5 | Propel | 4 | Rose Hill | 4 |

Architex continues on next page.

Indiana Furniture strives to make as many upholsteries available as possible. However, it is not practical for us to test every offering on every chair as it is made available. If you have any concerns about our ability to upholster your selection on a particular frame please contact us and we will be glad to order a memo sample from this supplier for testing. Call Customer Service at 800.422.5727.

| Pattern Name | Price Grade | Pattern Name | Price Grade | Pattern Name | Price Grade |
|----------------------|-------------|-----------------------------|-------------|-------------------------|-------------|
| Royale..... | 5 | Sullivan..... | 7 | Valencia..... | 6 |
| Rugged..... | 6 | Sultan..... | 3 | Valloires..... | 6 |
| Ryder..... | 5 | Sun Kissed..... | 7 | Vassar..... | 7 |
| Sag Harbor..... | 7 | Sunfair..... | 3 | Veloce..... | 6 |
| Salt Spring..... | 6 | Sunnyvale..... | 7 | Venue..... | 4 |
| Salter..... | 4 | Surface..... | 6 | Verve..... | 5 |
| Sandbox..... | 4 | Suri..... | 3 | Vitality..... | 4 |
| Sandwashed..... | 5 | Sutherland..... | 4 | Voila..... | 5 |
| Savant..... | 4 | Swerve..... | 3 | Waistcoat..... | 3 |
| Schooner..... | 6 | Sybarite..... | 6 | Wardrobe..... | 4 |
| Science..... | 6 | Sylk..... | 7 | Wellesley..... | 7 |
| Scottie..... | 5 | Tailor Made..... | 3 | Westminster..... | 9 |
| Scottsdale..... | 5 | Takes Two To Tangle..... | 3 | What The Fray..... | 3 |
| Seabed..... | 7 | Tampa Bay..... | 4 | Whitehall..... | 5 |
| Seamstress..... | 4 | Tattered Tale..... | 4 | Winfield..... | 3 |
| Seaside..... | 4 | Tech Tweed..... | 5 | Winston..... | 2 |
| Seine..... | 4 | Telegraph..... | 4 | Wish..... | 6 |
| Serena..... | 4 | Templeton..... | 4 | Wisteria..... | 6 |
| Set Sail..... | 4 | Tenacious..... | 4 | Worsted..... | 5 |
| Shabby and Chic..... | 4 | Terroir..... | 7 | Yellowstone..... | 5 |
| Sharkskin..... | 5 | Tessellation..... | 7 | Yorkville..... | 4 |
| Shetland..... | 5 | Textura..... | 4 | Your Bird Can Sing..... | 6 |
| Shibori Linen..... | 8 | Theatre District..... | 4 | Zenith..... | 6 |
| Shilling..... | 5 | Theorem..... | 4 | | |
| Shine..... | 4 | Thornton..... | 9 | | |
| Shoreline..... | 7 | Thoroughbred..... | 2 | | |
| Shower..... | 7 | Tickle..... | 5 | | |
| Sightsee..... | 3 | Timeless..... | 2 | | |
| Silicone Swayed..... | 6 | Tinseltown..... | 4 | | |
| Silicone Tussah..... | 6 | Tonic..... | 4 | | |
| Skipper..... | 4 | Topsy Turvy..... | 6 | | |
| Skyway..... | 4 | Toronto..... | 5 | | |
| Slow Dance..... | 4 | Toulouse..... | 5 | | |
| Soft Spot..... | 5 | Trapeze..... | 6 | | |
| Sojourn..... | 4 | Trapunto..... | 7 | | |
| Soothe..... | 8 | Tribeca..... | 4 | | |
| Sound Bite..... | 7 | Trident..... | 3 | | |
| Southgate..... | 9 | Triumph..... | 5 | | |
| Space Oddity..... | 6 | Tru Chenille Waistcoat..... | 2 | | |
| Spectacle..... | 5 | Tru Plenty..... | 2 | | |
| Spencer..... | 8 | Tuatara..... | 3 | | |
| Spin Art..... | 9 | Turnabout..... | 4 | | |
| Spoonful..... | 4 | Turtle Bay..... | 3 | | |
| Sport Jacket..... | 3 | Tussar..... | 7 | | |
| Spotlight..... | 5 | Tweed..... | 3 | | |
| Spree..... | 5 | Tweedledee..... | 5 | | |
| Spritz..... | 4 | Tweedsmuir..... | 4 | | |
| St Barts..... | 4 | Twickenham..... | 9 | | |
| Stage Bill..... | 4 | Twinkle..... | 5 | | |
| Stagecoach..... | 4 | Tycoon..... | 4 | | |
| Starboard..... | 6 | Ultrachevron..... | 6 | | |
| Starlight..... | 4 | Ultracrush..... | 6 | | |
| Static..... | 4 | Ultraflannel..... | 6 | | |
| Steed..... | 5 | Ultraluscious..... | 6 | | |
| Stoneham..... | 9 | Ultraposh..... | 6 | | |
| Straight Talk..... | 6 | Unity..... | 4 | | |
| Straight Up..... | 5 | Unwind..... | 3 | | |
| Stylist..... | 4 | Urban..... | 5 | | |
| Subculture..... | 4 | Vache..... | 8 | | |
| Submariner..... | 6 | Valais..... | 5 | | |

Indiana Furniture strives to make as many upholsteries available as possible. However, it is not practical for us to test every offering on every chair as it is made available. If you have any concerns about our ability to upholster your selection on a particular frame please contact us and we will be glad to order a memo sample from this supplier for testing. Call Customer Service at 800.422.5727.

Effective 7/2024

For Architex Samples Call 800.621.0827 or Visit www.architex-ljh.com

| Pattern Name | Price Grade |
|------------------------------|-------------|
| 24/7 Flax | 5 |
| Aquarius | 4 |
| Blazer..... | 5 |
| Blazer Lite | 4 |
| Carlow | 2 |
| Craggan Flax..... | 6 |
| Era | 2 |
| Era 66 (Panel)..... | 3 |
| Gravity..... | 3 |
| Halcyon - Aspen..... | 5 |
| Halcyon - Blossom..... | 5 |
| Halcyon - Cedar..... | 5 |
| Hemp..... | 5 |
| Kork..... | 7 |
| Kyoto | 4 |
| Lucia | 3 |
| Main Line Flax..... | 5 |
| Main Line Twist..... | 5 |
| Molto..... | 4 |
| Nexus..... | 3 |
| Oceanic | 4 |
| Patternmaker | 6 |
| Penta | 4 |
| Port | 3 |
| Quest..... | 3 |
| Regent..... | 5 |
| Replay Zero | 3 |
| Revolutionary By Camira..... | 6 |
| Rivet..... | 3 |
| Silk..... | 6 |
| Sonus..... | 3 |
| Sprint..... | 3 |
| Sumi..... | 4 |
| Synergy..... | 5 |
| Synergy 66 (Panel) | 5 |
| Synergy Quilt Channel | 6 |
| Synergy Quilt Chevron..... | 6 |
| Synergy Quilt Hourglass..... | 6 |
| Touch..... | 4 |
| Track | 6 |
| Yoredale..... | 6 |

Indiana Furniture strives to make as many upholsteries available as possible. However, it is not practical for us to test every offering on every chair as it is made available. If you have any concerns about our ability to upholster your selection on a particular frame please contact us and we will be glad to order a memo sample from this supplier for testing. Call Customer Service at 800.422.5727.

Effective 7/2024

For Camira Samples Call 616.288.0655 or Visit www.camirafabrics.com

| Pattern Name | Price Grade | Pattern Name | Price Grade | Pattern Name | Price Grade | Pattern Name | Price Grade |
|----------------------|-------------|---------------------|-------------|---------------------|-------------|--------------|-------------|
| Acapella..... | 6 | Framework..... | 6 | Pinwheel..... | 8 | Weave..... | 4 |
| Aerial..... | 4 | Fusion..... | 6 | Plain & Simple..... | 3 | Zest..... | 6 |
| Alex..... | 8 | Gammacoustic..... | 10 | Ponte..... | 9 | Zig Zag..... | 4 |
| Allegro..... | 9 | Glaze..... | 6 | Porto..... | 8 | | |
| Allure..... | 3 | Grasscloth..... | 4 | Porto Fino..... | 9 | | |
| Alphacoustic..... | 10 | Gumption..... | 5 | Porto Flora..... | 10 | | |
| Amplify..... | 5 | Helix Print..... | 7 | Porto Largo..... | 9 | | |
| Anagram..... | 8 | Herba..... | 10 | Prato..... | 10 | | |
| Arcade..... | 4 | Hide..... | 5 | Precision..... | 4 | | |
| Avenue..... | 7 | Hinge..... | 6 | Primary..... | 3 | | |
| Axiom..... | 7 | Hive..... | 7 | Prime..... | 4 | | |
| Basket..... | 7 | Honeycomb..... | 7 | Puzzle..... | 7 | | |
| Beam..... | 7 | Hue..... | 7 | Quartz..... | 6 | | |
| Bedrock..... | 4 | Impress..... | 4 | Relay..... | 8 | | |
| Bespoke..... | 4 | Improv..... | 7 | Rendezvous..... | 4 | | |
| Bevel..... | 7 | Index..... | 3 | Repose..... | 6 | | |
| Bijoux..... | 7 | Instinct..... | 5 | Reverb..... | 7 | | |
| Boggle..... | 6 | Jewel..... | 7 | Reverie..... | 4 | | |
| Boomerang..... | 8 | Jigsaw..... | 6 | Revolve..... | 7 | | |
| Boomerang Print..... | 7 | Juno Print..... | 7 | Revolve Print..... | 7 | | |
| Boulevard..... | 7 | Keystone..... | 6 | Rhythm..... | 8 | | |
| Brushstroke..... | 6 | Kid..... | 6 | Rise..... | 4 | | |
| Buff..... | 6 | Kismet..... | 4 | Roxy..... | 5 | | |
| Camden..... | 6 | Labyrinth..... | 6 | Sanibel..... | 6 | | |
| Casa..... | 8 | Lexicon..... | 6 | Santana..... | 10 | | |
| Casanova..... | 7 | Lithograph..... | 5 | Savile..... | 5 | | |
| Chamois..... | 9 | Luna..... | 7 | Scherzo..... | 9 | | |
| Choreography..... | 7 | Lush..... | 5 | Scholar..... | 5 | | |
| Chroma..... | 8 | Lyon..... | 3 | Shoreline..... | 7 | | |
| Code..... | 5 | Malta..... | 10 | Sigmacoustic..... | 10 | | |
| Collage..... | 8 | Maxim..... | 5 | Siltech Grain..... | 6 | | |
| Color Riot..... | 6 | Maxwell Print..... | 7 | Siltech Press..... | 6 | | |
| Colorado..... | 6 | Maxwell Street..... | 7 | Sketch..... | 3 | | |
| Colorado..... | 6 | Maze..... | 7 | Soiree Print..... | 7 | | |
| Constant..... | 4 | Maze Print..... | 7 | Solstice..... | 6 | | |
| Countryside..... | 6 | Medley Stripe..... | 7 | Sonata..... | 4 | | |
| Covet..... | 4 | Melody..... | 5 | Sonnet..... | 6 | | |
| Cross Stitch..... | 8 | Meraki Stripe..... | 6 | Soprano..... | 8 | | |
| Dance Floor..... | 7 | Merge..... | 6 | Sumi..... | 7 | | |
| Dapple..... | 6 | Meta..... | 4 | Tandem..... | 6 | | |
| Dive..... | 5 | Mineral..... | 4 | Tartan..... | 6 | | |
| Diverge..... | 4 | Montage..... | 7 | Tartan Print..... | 7 | | |
| Diverge II..... | 4 | Moto..... | 7 | Terzacoustic..... | 10 | | |
| Dotty..... | 8 | Mustang..... | 4 | Theory..... | 3 | | |
| Dotty Print..... | 7 | Naxos..... | 8 | Tilt..... | 6 | | |
| Drift..... | 5 | Odyssey..... | 4 | Tone..... | 6 | | |
| Dune..... | 7 | Orenda Plaid..... | 8 | Topknot..... | 3 | | |
| Echo..... | 6 | Origin..... | 6 | Touch..... | 4 | | |
| Elite..... | 3 | Outline..... | 6 | Trefoil..... | 7 | | |
| Emblem..... | 7 | Page Turner..... | 7 | Trek..... | 6 | | |
| Entwine..... | 6 | Palette..... | 7 | Triad..... | 7 | | |
| Equinox..... | 6 | Palomino..... | 6 | Triad Stripe..... | 7 | | |
| Escapade..... | 5 | Panorama..... | 7 | Triathlon..... | 7 | | |
| Facet..... | 4 | Parade..... | 6 | Tune..... | 5 | | |
| Fine Line..... | 7 | Paramour..... | 5 | Turmalin..... | 8 | | |
| Fizzy..... | 6 | Perspective..... | 6 | Twill..... | 4 | | |
| Float..... | 6 | Petal..... | 6 | Ultra..... | 6 | | |
| Folklore..... | 6 | Pigment..... | 4 | Vector..... | 5 | | |
| Formation..... | 6 | Pike Print..... | 7 | Vestige..... | 5 | | |

Indiana Furniture strives to make as many upholsteries available as possible. However, it is not practical for us to test every offering on every chair as it is made available. If you have any concerns about our ability to upholster your selection on a particular frame please contact us and we will be glad to order a memo sample from this supplier for testing. Call Customer Service at 800.422.5727.

Effective 7/2024

For Carnegie Samples Call 800.727.6770 or Visit www.carnegiefabrics.com

| Pattern Name | Price Grade | Pattern Name | Price Grade | Pattern Name | Price Grade |
|---------------------|-------------|---------------------|-------------|----------------------|-------------|
| Aberdeen..... | 4 | Jasper | 3 | Thera..... | 4 |
| Affinity | 6 | Journey | 6 | Topo | 5 |
| Alter | 6 | Jubilee..... | 6 | Trapeze | 3 |
| Andes | 4 | Latitude..... | 4 | Trek | 4 |
| Apex..... | 5 | Linen | 6 | Tribeca | 4 |
| Arc..... | 6 | Liquid Leather..... | 4 | Triumph..... | 5 |
| Arcade..... | 5 | Loop..... | 4 | Trove..... | 4 |
| Argon..... | 3 | Lorie | 4 | Twist..... | 5 |
| Arion Stripes | 6 | Lumiere..... | 5 | Valiant | 6 |
| Ascend | 4 | Luxe | 6 | Vector | 6 |
| Ascot | 5 | Lyon | 2 | Verdant | 4 |
| Asteria..... | 5 | Majestic..... | 4 | Versa..... | 6 |
| Baubles | 3 | Manta..... | 6 | Verve | 6 |
| Bliss..... | 4 | Marble | 6 | Vibrato | 4 |
| Bloom | 6 | Maze..... | 5 | Viper | 4 |
| Bonita | 4 | Meru | 3 | Voltage | 5 |
| Brilliant | 6 | Monaco | 3 | Voyager..... | 4 |
| Bristol | 3 | Morse Code..... | 5 | Wander | 5 |
| Cambridge | 3 | Napoli..... | 4 | Warp..... | 5 |
| Canyon..... | 2 | Nappa..... | 6 | Wayfarer..... | 6 |
| Carthage | 3 | Natuur | 4 | Weathered Metal..... | 4 |
| Castle..... | 2 | Oasis | 4 | | |
| Chakra | 6 | Odyssey | 6 | | |
| Chester..... | 4 | Onward | 5 | | |
| Confetti..... | 5 | Orb | 5 | | |
| Connection..... | 5 | Ostro..... | 4 | | |
| Contour..... | 6 | Pascal | 6 | | |
| Core..... | 4 | Pebbled..... | 6 | | |
| Crushed..... | 5 | Perret | 4 | | |
| Cubist | 6 | Piazza | 6 | | |
| Dakar | 4 | Pixel | 4 | | |
| Dalliance | 6 | Plume | 5 | | |
| Deco | 6 | Polo..... | 3 | | |
| Delirium | 5 | Recess | 4 | | |
| Doodle..... | 6 | Regent..... | 4 | | |
| Dresden..... | 4 | Rendezvous | 5 | | |
| Drive | 6 | Revive..... | 5 | | |
| Dublin | 4 | Ripple | 4 | | |
| Dynasty..... | 6 | Rise | 3 | | |
| Ebb N Flow | 5 | Riva | 4 | | |
| Eclat | 4 | Rustique..... | 4 | | |
| Embark | 3 | Sanctuary | 3 | | |
| Emu..... | 4 | Sarto | 3 | | |
| Essential..... | 4 | Savile Row | 6 | | |
| Flare..... | 3 | Scatter..... | 6 | | |
| Flash | 4 | Scoria..... | 6 | | |
| Flow | 4 | Scotia..... | 4 | | |
| Flux | 5 | Sebago..... | 4 | | |
| Gilded II | 4 | Serene | 6 | | |
| Granite | 5 | Serpent | 4 | | |
| Granular | 4 | Sirocco | 4 | | |
| Grove | 5 | Skye | 2 | | |
| Guardian..... | 4 | Soave..... | 3 | | |
| Heritage..... | 4 | Solitaire..... | 5 | | |
| Highlands | 6 | Speckle | 4 | | |
| Hopscotch..... | 6 | Spectra..... | 5 | | |
| Inception | 3 | Terra | 5 | | |
| Interlock..... | 6 | Terrain | 4 | | |
| Isle..... | 4 | Thalia | 4 | | |

Indiana Furniture strives to make as many upholsteries available as possible. However, it is not practical for us to test every offering on every chair as it is made available. If you have any concerns about our ability to upholster your selection on a particular frame please contact us and we will be glad to order a memo sample from this supplier for testing. Call Customer Service at 800.422.5727.

Effective 7/2024

For Concertex Samples Call 201.784.8370 or Visit www.concertexfabrics.com

| Pattern Name | Price Grade | Pattern Name | Price Grade | Pattern Name | Price Grade | Pattern Name | Price Grade |
|----------------------|-------------|----------------------|-------------|---------------------|-------------|-------------------|-------------|
| Adler | 4 | Habitat | 7 | Pentimento | 7 | Tour | 3 |
| Alcazar | 4 | Handsome Plaid | 8 | Phenomena | 6 | Traveler | 5 |
| Alphabet | 3 | Hashtag | 4 | Picnic | 7 | Trim | 7 |
| Amwell | 10 | Hatchmark | 7 | Piezo | 9 | Trouvaille | 7 |
| Angle | 7 | Heather | 6 | Pika | 4 | Trove | 4 |
| Appleseed | 5 | Helsinki Crypton® | 4 | Pivot | 5 | Tweed Multi | 4 |
| Arne | 4 | Hem Stitch | 5 | Pixel | 7 | Tweedy Twill | 3 |
| Aspect | 3 | Hillside | 6 | Pixel Cloud | 7 | Ulster | 3 |
| Atria | 6 | Hint | 5 | Plaid | 7 | Ulster Upholstery | 3 |
| Barcelona Crypton® | 4 | Holmes | 7 | Plexus | 8 | Velvet Corduroy | 7 |
| Bark Cloth | 5 | Hyde | 3 | Plush Grid | 6 | Vero | 5 |
| Beguiled By The Wild | 5 | Imprint | 7 | Prime | 3 | Vertex | 7 |
| Big Dot | 5 | Ink | 7 | Queue | 6 | Vine | 6 |
| Big Texture | 6 | Interlude | 6 | Raia | 6 | W | 5 |
| Billiard Cloth | 5 | Interplay | 6 | Rainwater | 6 | Wanderer | 4 |
| Billiard Panel | 4 | Iota | 3 | Rein | 3 | Wend | 4 |
| Birdseye | 3 | Jumper | 7 | Reppweave | 4 | Whim | 5 |
| BitDrift | 6 | Keen | 5 | Rider | 5 | Wildflower | 7 |
| Bixby Macro | 7 | Kin | 4 | Rise | 4 | Wonder | 7 |
| Bloomer | 7 | Kindred | 5 | River Lea | 6 | Woolish | 4 |
| Boucle Houndstooth | 5 | Kith | 4 | Road Trip | 6 | Wrap | 6 |
| Boucle Melange | 7 | Lake Placid Crypton® | 4 | Rocket | 3 | | |
| Brushed Flannel | 3 | Layer | 5 | Rome Crypton® | 4 | | |
| Building Blocks | 6 | Leap | 5 | Rotary | 7 | | |
| Burrard | 8 | Line Up | 5 | Roundel | 7 | | |
| Burrard Ground Cloth | 6 | Line Variations | 6 | Sail | 7 | | |
| Chamonix Crypton® | 4 | Linen Like | 5 | Salt Lake Crypton® | 4 | | |
| Check | 6 | Linnen | 5 | Sapporo Crypton® | 4 | | |
| Chenille Chevron | 7 | Little Dot | 5 | Senecal | 2 | | |
| Chunky Tweed | 6 | London Crypton® | 4 | Sidetrack | 4 | | |
| Circle Jacquard | 8 | Loop to Loop | 7 | Silicone Cheer | 7 | | |
| Circulate | 7 | Lounge | 4 | Silicone Element | 6 | | |
| Clerkenwell | 10 | Lumi | 7 | Silicone Glee | 7 | | |
| Cloud Velvet | 4 | Luster | 5 | Silicone Lane | 7 | | |
| Concentric | 7 | Mackintosh | 4 | Silicone Level | 7 | | |
| Corded | 7 | Mateo | 5 | Silicone Nappa | 6 | | |
| Cozy Texture | 3 | Measure | 4 | Silicone Range | 7 | | |
| CrissCross | 6 | Melange | 4 | Silicone Reveal | 7 | | |
| Crossweave | 3 | Metallo | 5 | Silicone Roundabout | 7 | | |
| Crosswind | 5 | Metta | 4 | Silicone Skyline | 7 | | |
| Cubitt | 6 | Mexico City Crypton® | 4 | Sketch | 6 | | |
| Current | 5 | Microgrid | 5 | Social Dance | 6 | | |
| Curve | 5 | Mirth | 7 | Sorano | 3 | | |
| Dapple | 7 | Mohair Plus | 10 | Speckle Boucle | 6 | | |
| Distressed Texture | 6 | Montreal Crypton® | 4 | Spin | 5 | | |
| Double Weave | 7 | Moquette | 10 | Spree | 6 | | |
| Everywhere Texture | 5 | Motley | 5 | Stamp | 6 | | |
| Felt 2mm | 8 | Mountainous | 8 | Standard | 7 | | |
| Five Cities | 6 | Myddleton | 10 | Starburst | 7 | | |
| Flow | 7 | Nagano Crypton® | 4 | Stitch | 5 | | |
| FOMO | 5 | Nest | 6 | Stockholm Crypton® | 4 | | |
| Forestbound | 5 | Net | 7 | Sunburst | 7 | | |
| Gale | 5 | Nook | 4 | Tack Cloth | 7 | | |
| Gamut | 3 | Oslo Crypton® | 4 | Tangram | 5 | | |
| Gather | 3 | Overtone | 2 | Terra | 5 | | |
| Geometric II | 8 | Particle | 7 | The Thames | 6 | | |
| Glamp | 9 | Pause | 5 | Tilt | 7 | | |
| Glimmer | 5 | Pave | 5 | Tiny Boucle | 5 | | |
| Grenoble Crypton® | 4 | Pennant | 7 | Tiny Herringbone | 6 | | |

Indiana Furniture strives to make as many upholsteries available as possible. However, it is not practical for us to test every offering on every chair as it is made available. If you have any concerns about our ability to upholster your selection on a particular frame please contact us and we will be glad to order a memo sample from this supplier for testing. Call Customer Service at 800.422.5727.

| Pattern Name | Price Grade |
|----------------------------|-------------|
| Amaze (Panel) | 1 |
| Anchorage | 2 |
| Axiom (Panel)..... | 2 |
| Bailey (Panel)..... | 2 |
| Broadcast (Panel)..... | 1 |
| Cape Cod (Panel)..... | 2 |
| Chase (Panel)..... | 1 |
| Couture | 2 |
| Crosstown (Panel)..... | 2 |
| Dashing (Panel)..... | 2 |
| Dune (Panel)..... | 1 |
| Emerge | 2 |
| Essence (Panel)..... | 1 |
| Felt (Panel)..... | 2 |
| Framework (Panel)..... | 1 |
| Frolic | 2 |
| Input | 1 |
| Intermix (Panel) | 2 |
| Intuition | 2 |
| Jane | 2 |
| Lido (Panel)..... | 2 |
| Marin (Panel)..... | 2 |
| Metallation (Panel)..... | 2 |
| Moguls | 2 |
| Off the Grid (Panel) | 1 |
| Open House | 2 |
| Palette | 2 |
| Palette with Crypton | 3 |
| Palette with Crypton | 3 |
| Pebble | 2 |
| Phrase | 2 |
| Poseidon | 3 |
| Poseidon | 3 |
| Punch Card | 2 |
| Purpose (Panel) | 2 |
| Pursuit (Panel)..... | 1 |
| Quadrille | 2 |
| Reeds (Panel)..... | 2 |
| Reframe | 2 |
| Reframe | 2 |
| Revival | 3 |
| Rise | 2 |
| Rise | 2 |
| Shift | 2 |
| Spinel (Panel)..... | 2 |
| Sprite (Panel)..... | 2 |
| Stitch | 2 |
| Strata (Panel)..... | 2 |
| Studio 54 (Panel)..... | 3 |
| Synopsis | 2 |
| Tempest (Panel)..... | 2 |
| Theory (Panel)..... | 1 |
| Tidal | 2 |
| Tidal | 2 |
| To the Point | 2 |
| Tweed (Panel)..... | 2 |
| Whisper (Panel) | 1 |

Indiana Furniture strives to make as many upholsteries available as possible. However, it is not practical for us to test every offering on every chair as it is made available. If you have any concerns about our ability to upholster your selection on a particular frame please contact us and we will be glad to order a memo sample from this supplier for testing. Call Customer Service at 800.422.5727.

| Pattern Name | Price Grade | Pattern Name | Price Grade | Pattern Name | Price Grade | Pattern Name | Price Grade |
|---------------------------|--------------------|-----------------------|--------------------|---------------------|--------------------|----------------------|--------------------|
| Abacus..... | 6 | Double Agent..... | 8 | Mariner..... | 6 | Stepping Stones..... | 8 |
| Aegean..... | 7 | Earthwork..... | 7 | Marquee..... | 8 | Stripe It..... | 9 |
| Alignment..... | 6 | Eclat Weave..... | 8 | Melange..... | 8 | Stripemania..... | 4 |
| All Star..... | 10 | Entourage..... | 7 | Melody..... | 4 | Summit..... | 5 |
| Amore..... | 10 | Entwine..... | 5 | Menagerie..... | 7 | Sutton..... | 5 |
| Andissa..... | 9 | Essence..... | 5 | Meroe..... | 7 | Swank..... | 9 |
| Arezzo..... | 10 | Facet..... | 3 | Milestone..... | 7 | Swing..... | 8 |
| Argyle..... | 5 | Fancy Twill..... | 8 | Modern Tweed..... | 8 | Synth..... | 5 |
| Aswan..... | 10 | Ferry..... | 5 | Monarch..... | 5 | Tabloid..... | 5 |
| Atlas..... | 7 | Firefly..... | 9 | Nature Walk..... | 7 | Tara..... | 9 |
| Attire..... | 5 | Floressence..... | 9 | Night Life..... | 8 | Tempest..... | 7 |
| Aurora..... | 7 | Flower Power..... | 6 | Off the Grid..... | 6 | Texnet..... | 7 |
| Axiom..... | 5 | Forza..... | 7 | Oh La La..... | 4 | Tight Rope..... | 6 |
| Baxter..... | 6 | Gala II..... | 6 | On Point..... | 5 | Tilden..... | 6 |
| Belize..... | 7 | Gibson..... | 10 | Origins..... | 7 | Tinge..... | 4 |
| Bistro..... | 5 | Glider..... | 8 | Overture..... | 4 | Tivoli..... | 9 |
| Block Party..... | 4 | Grande..... | 6 | Palisade..... | 5 | Topos..... | 4 |
| Bocce..... | 5 | Grandview..... | 7 | Panache CR..... | 8 | Totem..... | 8 |
| Boundary..... | 5 | Greenwich..... | 6 | Paradigm..... | 7 | Tower Grid..... | 6 |
| Brigadoon..... | 4 | Groovy..... | 5 | Patchwork..... | 6 | Trophy..... | 4 |
| Buzz..... | 6 | Hastings..... | 10 | Pathway..... | 5 | Tryst..... | 9 |
| Cairo..... | 7 | Haze..... | 9 | Petal Pusher..... | 5 | Tudor..... | 10 |
| Calais Cotton Velvet..... | 10 | Helios..... | 4 | Placid..... | 7 | Tweed Frieze..... | 10 |
| Calyпсо..... | 5 | Highland..... | 8 | Plaid On..... | 5 | Ultrasuede®..... | 9 |
| Cameo..... | 7 | Holbrook..... | 5 | Ponder..... | 3 | Uni-Form..... | 4 |
| Catwalk..... | 9 | Homage..... | 6 | Prairie..... | 4 | Utmost II..... | 6 |
| Cavalier..... | 8 | Hourglass..... | 4 | Premier..... | 6 | Utopia..... | 5 |
| Century..... | 9 | Hudson..... | 7 | Prep..... | 5 | Utrillo..... | 9 |
| Chain Link..... | 6 | Ikat Stripe..... | 7 | Prestini..... | 5 | Vast..... | 4 |
| Chameleon..... | 5 | Imprint..... | 7 | Presto..... | 4 | Vatera..... | 7 |
| Chance..... | 4 | In Step..... | 10 | Prim..... | 5 | Venue..... | 4 |
| Charm..... | 7 | In Stitches..... | 8 | Puff..... | 4 | Versa..... | 5 |
| Chiseled..... | 9 | Infinite..... | 3 | Pullman..... | 5 | Vert..... | 8 |
| Chronicle..... | 6 | Instinct..... | 5 | Quark..... | 8 | Vibe II..... | 5 |
| Circa..... | 8 | Island..... | 7 | Radiance..... | 6 | Vice Versa..... | 6 |
| Circle Point..... | 6 | It's Complicated..... | 7 | Ransom..... | 5 | Vinyl..... | 6 |
| Classic Boucle..... | 8 | Jasmine..... | 9 | Rebel..... | 7 | Westwood..... | 5 |
| Cleo..... | 7 | Journey..... | 5 | Retreat..... | 6 | Whip..... | 7 |
| Close Knit..... | 7 | Juno..... | 7 | Rivers..... | 7 | Wild Thing..... | 4 |
| Code..... | 6 | Kabuki..... | 7 | Rivington..... | 9 | Wit..... | 6 |
| Color Collage..... | 8 | Kamani..... | 9 | Roundtrip..... | 7 | Woodland II..... | 6 |
| Color Field..... | 5 | Kampala..... | 8 | Rush Hour..... | 5 | Wow Factor..... | 6 |
| Common Ground..... | 6 | Katazome..... | 8 | Sahara ND..... | 7 | Yeni..... | 5 |
| Commuter Cloth..... | 3 | Kaya CR..... | 6 | Sashiko..... | 6 | Zari CR..... | 8 |
| Contour..... | 4 | Keaton..... | 5 | Sequin CR..... | 7 | Zen Wave..... | 6 |
| Cornaro..... | 9 | Kimono..... | 8 | Seurat..... | 7 | Zoom..... | 8 |
| Coterie..... | 8 | Kinabalu..... | 9 | Shadow Play..... | 4 | | |
| Cozy Cord..... | 3 | Knoll Felt..... | 6 | Shima..... | 8 | | |
| Cross Tech..... | 3 | Knoll Hopsack..... | 5 | Sideline..... | 7 | | |
| Crossroad..... | 4 | Lagos..... | 7 | Sinclair..... | 7 | | |
| Currents..... | 6 | Liberty..... | 8 | Smart..... | 7 | | |
| Day Tripper..... | 5 | Little Devil..... | 5 | Soiree..... | 5 | | |
| Delite..... | 3 | Looped In..... | 8 | Soliloquy..... | 4 | | |
| Demure..... | 8 | Lore CR..... | 7 | Sonnet..... | 4 | | |
| Diva..... | 5 | Ludlow..... | 5 | Soon..... | 8 | | |
| Djenne..... | 10 | Magnolia..... | 6 | Spree..... | 5 | | |
| Dottie..... | 4 | Mamba..... | 10 | Stacks..... | 4 | | |

Indiana Furniture strives to make as many upholsteries available as possible. However, it is not practical for us to test every offering on every chair as it is made available. If you have any concerns about our ability to upholster your selection on a particular frame please contact us and we will be glad to order a memo sample from this supplier for testing. Call Customer Service at 800.422.5727.

| Pattern Name | Price Grade | Pattern Name | Price Grade |
|-------------------------|-------------|------------------------|-------------|
| Aaren..... | 10 | Rumor..... | 7 |
| Alle..... | 7 | Sabi..... | 7 |
| Apparel..... | 9 | Savanna..... | 7 |
| Ara..... | 7 | Sisu..... | 9 |
| Arda..... | 8 | Sonar 3..... | 10 |
| Atlas..... | 6 | Sone..... | 6 |
| Atom..... | 9 | Sport..... | 4 |
| Atrium Outdoor..... | 6 | Sprinkles..... | 8 |
| Autumn..... | 3 | Steelcut 3..... | 6 |
| Balder 3..... | 8 | Steelcut Beat..... | 5 |
| Basel..... | 5 | Steelcut Quartet..... | 7 |
| Broken Twill Weave..... | 6 | Steelcut Trio 3..... | 6 |
| Canvas 2..... | 5 | Still..... | 6 |
| Clara 2..... | 5 | Sunniva 3..... | 7 |
| Coda 2..... | 8 | Suunta..... | 6 |
| Colline 2..... | 7 | Technicolor Fleck..... | 7 |
| Divina 3..... | 6 | Tero Outdoor..... | 6 |
| Divina MD..... | 6 | Tonica 2..... | 6 |
| Divina Melange 3..... | 6 | Tonus 4..... | 6 |
| Drop..... | 8 | Triangle..... | 9 |
| Encircle..... | 6 | Twill Weave..... | 6 |
| Field 2..... | 6 | Uniform Melange..... | 8 |
| Fiord 2..... | 7 | Vanir..... | 9 |
| Floyd..... | 6 | Vidar 4..... | 9 |
| Floyd Screen..... | 5 | | |
| Foss..... | 7 | | |
| Fuse..... | 10 | | |
| Gentle 2..... | 10 | | |
| Haku..... | 5 | | |
| Hallingdal 65..... | 7 | | |
| Harald 3..... | 7 | | |
| Helia..... | 10 | | |
| Hero 2..... | 5 | | |
| Hero Heather..... | 5 | | |
| Husk..... | 8 | | |
| Jaali..... | 7 | | |
| Letters..... | 10 | | |
| Maple..... | 6 | | |
| Melange Nap..... | 6 | | |
| Memory 2..... | 7 | | |
| Mizmaze..... | 7 | | |
| Molly 2..... | 6 | | |
| Mosaic 2..... | 9 | | |
| Naveli..... | 6 | | |
| Patio Outdoor..... | 6 | | |
| Phlox..... | 7 | | |
| Planum..... | 7 | | |
| Plecto..... | 8 | | |
| Raas..... | 7 | | |
| Razzle Dazzle..... | 8 | | |
| Re-wool..... | 6 | | |
| Recheck..... | 6 | | |
| Reflect..... | 4 | | |
| Reflect Screen..... | 5 | | |
| Reflex..... | 10 | | |
| Remix 3..... | 5 | | |
| Remix Screen..... | 7 | | |
| Revive 1..... | 6 | | |

Indiana Furniture strives to make as many upholsteries available as possible. However, it is not practical for us to test every offering on every chair as it is made available. If you have any concerns about our ability to upholster your selection on a particular frame please contact us and we will be glad to order a memo sample from this supplier for testing. Call Customer Service at 800.422.5727.

Effective 7/2024

For Kvadrat Textiles Samples Call 800.620.9309 or Visit www.kvadrat.dk/en

| Pattern Name | Price Grade | Pattern Name | Price Grade | Pattern Name | Price Grade | Pattern Name | Price Grade |
|----------------------------|-------------|----------------------|-------------|-------------------------|-------------|-----------------------|-------------|
| Amulet | 9 | Fathom..... | 5 | Micro..... | 5 | Spare | 9 |
| Anagram..... | 7 | Feature..... | 6 | Mikado..... | 10 | Spindle | 9 |
| Analog..... | 7 | Felix | 7 | Minicheck | 10 | Spiral (Panel)..... | 4 |
| Apex..... | 6 | Festoon..... | 7 | Mister..... | 7 | Stature..... | 5 |
| Apt | 7 | Firma | 7 | Mode..... | 4 | Structure..... | 4 |
| Arcade..... | 8 | Flex..... | 7 | Monsoon..... | 8 | Strum..... | 6 |
| Aria..... | 9 | Flint..... | 7 | Multiply | 5 | Study | 8 |
| Article..... | 4 | Flock (Panel)..... | 5 | Murmur | 4 | Sudden..... | 7 |
| Beck..... | 6 | Fluent Crypton..... | 7 | Muse..... | 3 | Sundry..... | 8 |
| Beryl..... | 6 | Fluted Silk | 10 | Names | 10 | Swathe | 8 |
| Bind..... | 8 | Fold | 7 | Nico..... | 5 | Switch..... | 6 |
| Bluff | 5 | Fore..... | 9 | Nimble..... | 6 | Taper..... | 8 |
| Bond | 6 | Frequency | 6 | Note | 5 | Taut Linen..... | 10 |
| Boundary..... | 6 | Fruit..... | 9 | Offset..... | 8 | Tempera..... | 7 |
| Bright Angle..... | 8 | Gale..... | 7 | Optik..... | 10 | Tempo | 5 |
| Bright Cube | 8 | Gemma | 7 | Overlapping Stripe..... | 10 | Terra..... | 9 |
| Bright Grid..... | 8 | Gemma Multi..... | 7 | Pallet..... | 4 | Tessera | 6 |
| Brim | 7 | Geometri..... | 10 | Parallel (Panel) | 5 | Transmit (Panel)..... | 3 |
| Brindle..... | 5 | Gild..... | 6 | Parched Silk | 10 | Tress..... | 10 |
| Brio..... | 6 | Ginkgo..... | 6 | Pare | 6 | Trestle..... | 7 |
| Buffer..... | 6 | Glaze..... | 10 | Parquet | 7 | Trigon | 6 |
| Campana | 7 | Glen..... | 4 | Passage..... | 7 | Trundle | 5 |
| Canopy..... | 5 | Grove | 7 | Pepitas | 8 | Turret | 5 |
| Caper..... | 5 | Gust..... | 6 | Pepper..... | 5 | Twist..... | 8 |
| Chalet | 7 | Hewn..... | 8 | Perspective | 10 | Unisol..... | 10 |
| Chasm | 6 | Hive | 5 | Petra | 7 | Valley | 5 |
| Checker..... | 10 | Houndstooth | 9 | Pitch | 5 | Valor..... | 9 |
| Checker Split..... | 10 | Idle | 9 | Platform..... | 4 | Veer..... | 5 |
| Chime | 5 | Instill | 5 | Point | 10 | Veld | 8 |
| Circles..... | 9 | Isa | 7 | Prompt | 5 | Washi..... | 9 |
| Circles..... | 10 | Keen..... | 5 | Province..... | 7 | Wend | 6 |
| Clamber | 5 | Lariat..... | 4 | Quatrefoil | 10 | Wide Corduroy | 10 |
| Coin..... | 5 | League | 4 | Quay | 5 | Willow | 5 |
| Compound..... | 6 | Lean | 5 | Quell..... | 10 | Wool Check | 10 |
| Concord Stripe..... | 9 | Ledger | 5 | Rail | 7 | | |
| Conduit | 5 | Lens..... | 6 | Range | 8 | | |
| Confetti..... | 9 | Levity..... | 6 | Ratio | 10 | | |
| Cosset..... | 6 | Lift | 7 | Reef..... | 9 | | |
| Cove | 9 | Limn..... | 8 | Regatta | 7 | | |
| Cumulus..... | 4 | Linden | 6 | Relay | 8 | | |
| Cursive | 7 | Loop..... | 5 | Ribbed Weave | 7 | | |
| Cycle | 5 | Luce | 7 | Rill..... | 5 | | |
| Darning Sampler | 8 | Lumen (Panel) | 4 | Roman..... | 8 | | |
| Darning Sampler Large..... | 8 | Lunar..... | 5 | Route | 6 | | |
| Distill..... | 5 | Manner | 4 | Runner..... | 7 | | |
| Dot Pattern | 9 | Mantle..... | 5 | Scape..... | 7 | | |
| Dots..... | 9 | Mechanism | 8 | Scuba..... | 5 | | |
| Double Triangles | 10 | Medium | 4 | Scute..... | 6 | | |
| Drape..... | 7 | Mela..... | 10 | Scuttle..... | 6 | | |
| Eave | 5 | Melange Tweed | 10 | Sendal | 6 | | |
| Ellipsis | 6 | Meld | 4 | Serried | 7 | | |
| Elm | 4 | Merit..... | 4 | Shadow | 6 | | |
| Emit..... | 5 | Mesh..... | 8 | Shake..... | 8 | | |
| Enmesh..... | 6 | Messenger..... | 4 | Shift..... | 8 | | |
| Entwine..... | 8 | Metaphor | 3 | Sift | 9 | | |
| Equate..... | 6 | Metered Stripe | 9 | Silk Canvas..... | 9 | | |
| Etch..... | 9 | Method..... | 3 | Site | 5 | | |
| Exaggerated Plaid | 10 | Metric..... | 4 | Small Dot Pattern | 9 | | |
| Facets..... | 10 | Mexidot | 7 | Sort | 5 | | |

Indiana Furniture strives to make as many upholsteries available as possible. However, it is not practical for us to test every offering on every chair as it is made available. If you have any concerns about our ability to upholster your selection on a particular frame please contact us and we will be glad to order a memo sample from this supplier for testing. Call Customer Service at 800.422.5727.

| <u>Pattern Name</u> | <u>Price Grade</u> | <u>Pattern Name</u> | <u>Price Grade</u> | <u>Pattern Name</u> | <u>Price Grade</u> | <u>Pattern Name</u> | <u>Price Grade</u> |
|------------------------|--------------------|------------------------|--------------------|---------------------------|--------------------|------------------------|--------------------|
| Abbey..... | 3 | Etch..... | 2 | Maverick..... | 2 | Splendor..... | 4 |
| Acuco..... | 6 | Fanfare..... | 5 | Metal Strips..... | 5 | Spokes..... | 5 |
| Adler..... | 1 | Fedora..... | 2 | Midway..... | 2 | Static..... | 5 |
| Align..... | 2 | Fiji..... | 2 | Milagro..... | 6 | Strata (Panel)..... | 2 |
| All Seasons..... | 2 | Fitz..... | 4 | Milano..... | 3 | Sula..... | 6 |
| Amalfi..... | 5 | Flair (Panel)..... | 2 | Mimic (Panel)..... | 2 | Sydney..... | 2 |
| Ankara..... | 4 | Flora..... | 5 | Mingle..... | 3 | Tango..... | 2 |
| Antique..... | 3 | Florentino..... | 2 | Mira..... | 2 | Theory 10..... | 2 |
| Apollo Silicone..... | 6 | Form..... | 4 | Mode..... | 3 | Truss..... | 4 |
| Arc..... | 4 | Forte..... | 1 | Molecule..... | 5 | Tulum..... | 5 |
| Arcade..... | 4 | Foundation 10..... | 2 | Moonscape..... | 2 | Utopia..... | 3 |
| Balance..... | 3 | Fractal..... | 5 | Multi Crepe (Panel)..... | 2 | Variant 10..... | 2 |
| Bali..... | 2 | Fresco (Panel)..... | 2 | Neo..... | 3 | Vector..... | 5 |
| Basic (Panel)..... | 1 | Function..... | 3 | Nexus (Panel)..... | 2 | Venetian..... | 8 |
| Beaux..... | 3 | Furrow (Panel)..... | 1 | Niche..... | 4 | Verona..... | 3 |
| Belize..... | 5 | Gala..... | 4 | Nirvana..... | 5 | Vertex..... | 5 |
| Belmont..... | 5 | Galveston..... | 3 | Noble..... | 2 | Villa..... | 5 |
| Blueprint (Panel)..... | 1 | Gatsby..... | 3 | Nomad..... | 4 | Vintage Mohair..... | 10 |
| Boro..... | 5 | Gem..... | 2 | Nylon-Stat..... | 5 | Vinyl Stat - Esd..... | 4 |
| Botany..... | 5 | Graph (Panel)..... | 1 | Odessa..... | 4 | Volante'..... | 8 |
| Boteh..... | 6 | Gravity..... | 4 | Omega..... | 3 | Voyager..... | 4 |
| Caressa..... | 3 | Gridline (Panel)..... | 2 | Optic 10..... | 2 | Webster..... | 5 |
| Carousel..... | 5 | Haarlem..... | 6 | Outback..... | 2 | Whirligig..... | 6 |
| Caspian..... | 3 | Harper..... | 5 | Palermo..... | 4 | Whirlwind (Panel)..... | 2 |
| Catwalk..... | 4 | Havana..... | 2 | Paradox..... | 5 | Wilson..... | 5 |
| Centric..... | 4 | Haven..... | 3 | Paragon (Panel)..... | 2 | Wool Boucle..... | 7 |
| Channel..... | 3 | Hexagon..... | 3 | Patio..... | 2 | Xanadu..... | 5 |
| Chaps..... | 3 | Huipil..... | 5 | Pebble Beach (Panel)..... | 2 | Zen..... | 5 |
| Chequers..... | 4 | Icon..... | 3 | Plaza..... | 4 | Zip..... | 2 |
| Cipher (Panel)..... | 1 | Imprint..... | 2 | Polygon..... | 3 | | |
| Cirque..... | 3 | Infinity..... | 5 | Porter..... | 2 | | |
| Code (Panel)..... | 1 | Interlace..... | 3 | Prism 10..... | 2 | | |
| Collage..... | 6 | Interlude (Panel)..... | 2 | Prospect..... | 3 | | |
| Comalapa..... | 6 | Jekyll & Hyde..... | 3 | Puno..... | 5 | | |
| Connect..... | 4 | Jive..... | 2 | Quattro..... | 2 | | |
| Continuum 10..... | 2 | Kantha..... | 5 | Ranchero..... | 1 | | |
| Copa (Panel)..... | 2 | Kensington..... | 3 | Reflector..... | 5 | | |
| Cosmopolitan..... | 3 | Key Largo..... | 2 | Refuge..... | 5 | | |
| Crazy Quilt..... | 5 | Kinsey..... | 2 | Relativity..... | 5 | | |
| Cross Check..... | 2 | Labyrinth..... | 6 | Retro..... | 6 | | |
| Curator..... | 4 | Lachlan..... | 4 | Riviera..... | 5 | | |
| Darning..... | 6 | Lancaster..... | 2 | Rio..... | 3 | | |
| Delano..... | 2 | Landscape..... | 4 | Rumba..... | 1 | | |
| Delmar..... | 2 | Lavish..... | 3 | Samba..... | 2 | | |
| Denali..... | 5 | Legacy..... | 3 | Sanctuary..... | 2 | | |
| Discovery..... | 4 | Leoni..... | 5 | Saori..... | 5 | | |
| Divert (Panel)..... | 2 | Links..... | 3 | Score..... | 4 | | |
| Durango..... | 2 | Longhorn..... | 4 | Scout..... | 3 | | |
| Duraweave 10..... | 1 | Loop..... | 3 | Seville..... | 2 | | |
| Echo..... | 3 | Luminary (Panel)..... | 2 | Shift..... | 4 | | |
| Editor..... | 4 | Lyric..... | 2 | Signs..... | 6 | | |
| Elevation..... | 4 | Malibu..... | 3 | Silverweave..... | 3 | | |
| Empire Silicone..... | 6 | Mandala..... | 6 | Sketch..... | 3 | | |
| Engrave..... | 2 | Marathon..... | 1 | Soleil..... | 5 | | |
| Ephesus..... | 5 | Marmara..... | 4 | Sonnet..... | 3 | | |
| Equal (Panel)..... | 2 | Matka..... | 3 | Spacer Mesh..... | 2 | | |
| Essence..... | 3 | Matter..... | 4 | Spartan..... | 2 | | |

Indiana Furniture strives to make as many upholsteries available as possible. However, it is not practical for us to test every offering on every chair as it is made available. If you have any concerns about our ability to upholster your selection on a particular frame please contact us and we will be glad to order a memo sample from this supplier for testing. Call Customer Service at 800.422.5727.

Effective 7/2024

For Mayer Samples Call 800.428.4415 or Visit www.mayerfabrics.com

| Pattern Name | Price Grade | Pattern Name | Price Grade | Pattern Name | Price Grade | Pattern Name | Price Grade |
|-------------------------|-------------|---------------------------|-------------|-------------------------|-------------|---------------------------|-------------|
| 3D Grid..... | 8 | Clip 544..... | 8 | Float..... | 3 | Lark..... | 4 |
| Ace..... | 3 | Coda..... | 5 | Flock..... | 3 | Lasanna CV..... | 4 |
| Acoustic..... | 7 | Coffee Berry II 480..... | 5 | Flux..... | 7 | Lasso CV..... | 5 |
| Acrobat..... | 5 | Collect..... | 5 | Focal..... | 2 | Lateral..... | 5 |
| Agora II..... | 4 | Color Works 543..... | 8 | Fold..... | 7 | Layers 408..... | 8 |
| Aldo..... | 8 | Colorwheel..... | 6 | Folklore 455..... | 9 | Leafdot CV..... | 5 |
| Alhambra 401..... | 7 | Confetti 450..... | 7 | Follow CV..... | 5 | Ledge..... | 4 |
| Allover 372..... | 7 | Cotton CV..... | 5 | Foray..... | 5 | Lella..... | 5 |
| Almanac..... | 7 | Cover Cloth..... | 2 | Foundation..... | 5 | Leno..... | 6 |
| Amenity II..... | 6 | Cozy 456..... | 7 | Fragments 540..... | 7 | Lens..... | 3 |
| Amuse..... | 4 | Crespo..... | 1 | Free..... | 3 | Level..... | 6 |
| Anthology CV..... | 4 | Croquet..... | 5 | Frida CV..... | 5 | Light 522..... | 7 |
| Anywhere 371..... | 7 | Crossing Colors..... | 8 | Fuse..... | 3 | Lina..... | 7 |
| Aquavit 536..... | 7 | Crossing Lines 407..... | 7 | Glassworks..... | 5 | Linen CV..... | 4 |
| Archer..... | 6 | Crosswise..... | 4 | Glide..... | 5 | Lines ON Stripes 490..... | 7 |
| Archipelago 537..... | 8 | Cube..... | 6 | Glint (Panel)..... | 2 | Lineup..... | 3 |
| Artisanal Epu..... | 4 | Culture..... | 5 | Gradient 492..... | 7 | Linguine II 484..... | 5 |
| Ascend..... | 5 | Current..... | 3 | Graph..... | 1 | Lore..... | 6 |
| Audubon..... | 7 | Curtain Call (Panel)..... | 2 | Grid..... | 2 | Mandala..... | 5 |
| Bandwidth II..... | 6 | Cutout..... | 6 | Groove Epu..... | 4 | Mapping Ideas..... | 8 |
| Bangle..... | 2 | Cycle..... | 4 | Guideline..... | 6 | Marathon 460..... | 7 |
| Banter..... | 7 | Dart..... | 3 | Guild..... | 1 | Marathon C-Zero..... | 2 |
| Beachcomber II 482..... | 5 | Dash..... | 4 | Guru..... | 3 | Meander (Panel)..... | 2 |
| Beeline Epu..... | 4 | Decode..... | 2 | Habit..... | 3 | Measure 436..... | 7 |
| Beep..... | 3 | Deka..... | 3 | Hacienda II 481..... | 6 | Mello..... | 3 |
| Beta..... | 3 | Delano..... | 7 | Halo..... | 6 | Mezzanine..... | 5 |
| Bloko..... | 7 | Destinations 315..... | 8 | Hearsay..... | 7 | Mezzotint 545..... | 7 |
| Blurred Plaid 527..... | 7 | Dexter Epu..... | 3 | Highline..... | 6 | Mikro..... | 6 |
| Bobby..... | 3 | Docket..... | 7 | Hitch..... | 5 | Millennium C-Zero..... | 2 |
| Boheme..... | 5 | Domain..... | 5 | Hobnob..... | 3 | Mix 477..... | 8 |
| Bold Plaid 530..... | 8 | Domani 357..... | 8 | Honeycomb 521..... | 7 | Mixer Epu..... | 4 |
| Boom II..... | 4 | Dome CV..... | 3 | Hop..... | 5 | Mixology CV..... | 3 |
| Borders..... | 6 | Drawing Lines..... | 7 | Hue..... | 3 | Modern Plaid 546..... | 7 |
| Boxcar..... | 5 | Drift..... | 6 | Hyde CV..... | 3 | Mogul Epu..... | 4 |
| Bravo II..... | 3 | Ebb..... | 7 | Icon 494..... | 7 | Mossy 474..... | 7 |
| Breeze 423..... | 5 | Edison..... | 7 | Illumina..... | 9 | Nestle..... | 1 |
| Brink..... | 6 | Ego..... | 1 | Improv CV..... | 3 | Nifty..... | 4 |
| Brisk..... | 6 | Encore (Panel)..... | 2 | Infinity C-Zero..... | 2 | Nimble..... | 7 |
| Build..... | 5 | Endurance Epu..... | 2 | Infusion..... | 6 | Northern Lights 470..... | 8 |
| Cairns..... | 7 | Eon Epu..... | 4 | Insight..... | 2 | Note CV..... | 3 |
| Calypso II 483..... | 5 | Epic..... | 3 | Interim..... | 7 | Nubble..... | 5 |
| Camber..... | 7 | Essay..... | 6 | Iota..... | 6 | Oath..... | 5 |
| Cameo (Panel)..... | 2 | Etude..... | 7 | Jackpot CV..... | 5 | Obi Stripe 444..... | 8 |
| Canter Epu..... | 2 | Eureka 389..... | 6 | Jitney..... | 5 | Odyssey C-Zero..... | 2 |
| Caravan..... | 4 | Everywhere Epu 495..... | 5 | Jot..... | 3 | Ona..... | 9 |
| Carlo..... | 8 | Evo CV..... | 3 | Journal..... | 7 | Origin..... | 1 |
| Carson CV..... | 1 | Explore..... | 6 | Just Add Plaid 501..... | 8 | Otto..... | 3 |
| Cashmere II..... | 4 | Expo..... | 2 | Kayak..... | 5 | Ovals 542..... | 7 |
| Central..... | 5 | Expression..... | 5 | Keeper CV..... | 4 | Overpass..... | 5 |
| Centric..... | 6 | Faux Felt..... | 3 | Keynote..... | 4 | Overshot 475..... | 9 |
| Chameleon 520..... | 7 | Faux MO..... | 5 | Kindred..... | 6 | Pact (Panel)..... | 2 |
| Channel..... | 5 | Felt..... | 7 | Kinect (Panel)..... | 2 | Painting Strokes..... | 7 |
| Chant..... | 6 | Felt Melange..... | 7 | Kinney..... | 3 | Palazzo 360..... | 8 |
| Chime CV..... | 5 | Feltro..... | 3 | Kit..... | 4 | Palette 476..... | 9 |
| Chipper..... | 7 | Fern II 486..... | 5 | Knack..... | 3 | Panorama..... | 7 |
| Chromatic..... | 6 | Fidget CV..... | 5 | Lana..... | 9 | Pantheon..... | 6 |
| Civil..... | 6 | Fletcher..... | 5 | Landmark 503..... | 7 | Parable..... | 6 |
| Clang..... | 3 | Flicker 500..... | 8 | Landscape 472..... | 8 | Parachute..... | 5 |
| Climb..... | 6 | Fling 497..... | 5 | Lapland 531..... | 9 | Paradiso..... | 8 |

Indiana Furniture strives to make as many upholsteries available as possible. However, it is not practical for us to test every offering on every chair as it is made available. If you have any concerns about our ability to upholster your selection on a particular frame please contact us and we will be glad to order a memo sample from this supplier for testing. Call Customer Service at 800.422.5727.

| Pattern Name | Price Grade | Pattern Name | Price Grade | Pattern Name | Price Grade |
|---------------------------|-------------|----------------------------|-------------|---------------------------|-------------|
| Parenthesis | 1 | Silica Chopsticks | 4 | Syntax | 3 |
| Pax | 6 | Silica Compass..... | 6 | Tack..... | 3 |
| Perk..... | 2 | Silica Cusp..... | 6 | Tactic | 7 |
| Photon..... | 7 | Silica Deflect..... | 6 | Tag..... | 4 |
| Phrase..... | 6 | Silica Effloresce | 6 | Tanner..... | 3 |
| Pierre | 8 | Silica Etc..... | 6 | Tech Weave | 10 |
| Ping..... | 2 | Silica Etch..... | 5 | Tenor (Panel)..... | 2 |
| Pip | 4 | Silica Excursion..... | 6 | Terrace 493..... | 8 |
| Piper | 4 | Silica Fiona..... | 6 | Tesla..... | 6 |
| Pique..... | 2 | Silica Flick | 6 | Thick And Thin 547 | 7 |
| Pixelate | 4 | Silica Fresco..... | 6 | Tilt..... | 5 |
| Places Spaces Faces | 7 | Silica Fritz..... | 6 | Tivoli 534 | 7 |
| Plan | 4 | Silica Gidget | 6 | Toggle..... | 3 |
| Platform..... | 5 | Silica Hiatus | 6 | Tradewinds CV..... | 5 |
| Plaza 502..... | 8 | Silica Hoop..... | 6 | Tradition C-Zero | 2 |
| Plus..... | 7 | Silica Jig..... | 6 | Trefoil..... | 5 |
| Pod..... | 8 | Silica Kip..... | 6 | Triangles 491..... | 8 |
| Poetic CV..... | 3 | Silica Leather..... | 5 | Tribeca CV..... | 3 |
| Point | 2 | Silica Likely | 6 | Trilogy | 5 |
| Prato | 9 | Silica Motive | 4 | Trivia | 6 |
| Printwork Epu | 4 | Silica Reach | 6 | Turkish Delight 434 | 4 |
| Propel..... | 6 | Silica Roam | 6 | Tweedy 548..... | 7 |
| Proverb (Panel) | 2 | Silica Scout | 6 | Twill Epu | 4 |
| Proximity | 7 | Silica Spoke | 6 | Universe (Panel)..... | 2 |
| Pursue | 5 | Silica Strata..... | 6 | Vanguard CV | 4 |
| Quince..... | 7 | Silica Stride | 6 | Vanish..... | 5 |
| Raft | 6 | Silica Suede | 5 | Velocity | 4 |
| Rattan..... | 9 | Silica Tao..... | 6 | Via | 3 |
| Rein II..... | 4 | Silica Tech | 5 | Villa II 487 | 5 |
| Revolve | 7 | Silica Thatch..... | 6 | Vox | 3 |
| Ribbons 421 | 5 | Silica Today Here Now..... | 6 | Wander | 4 |
| Ring..... | 6 | Silica Triad..... | 6 | Waver | 5 |
| Ringer CV | 5 | Silica Waltz | 6 | Weaving Palettes..... | 7 |
| Rise | 3 | Silica Wifi..... | 6 | Well Well Well..... | 8 |
| Rivet..... | 2 | Silk Struktur..... | 8 | Whim | 6 |
| Roster | 7 | Site Line..... | 7 | Whisp | 5 |
| Row | 4 | Sketching Air..... | 7 | Whit Epu..... | 4 |
| Rubato..... | 5 | Skip | 3 | Why Why Why | 7 |
| Rush Hour | 7 | Slice..... | 3 | Widget | 2 |
| Sail..... | 5 | Small Talk | 6 | Wish 485 | 5 |
| Sandy Shores 312..... | 6 | Smart Soft..... | 4 | Witzel CV | 4 |
| Santa FE Sun 290 | 8 | Solace..... | 4 | Wool Boucle 512..... | 10 |
| Sanya CV | 4 | Solar Canvas 287..... | 5 | Wool Multi 513..... | 9 |
| Scatter..... | 1 | Solitaire | 4 | Wool Structure 511..... | 9 |
| Score..... | 5 | Speakeasy CV | 4 | Wool Weave 510..... | 9 |
| Scrabble..... | 2 | Sport..... | 4 | Yarnplay CV | 5 |
| Script (Panel)..... | 2 | Sprinter 464 | 7 | Zipped..... | 6 |
| Seacoast 538..... | 7 | Spunk CV..... | 4 | | |
| Sensory CV | 3 | Staircase 541..... | 7 | | |
| Shuttle..... | 5 | Starboard | 5 | | |
| Sidestep..... | 6 | Story | 6 | | |
| Silica..... | 5 | Stroll | 3 | | |
| Silica Andy | 6 | Strum..... | 5 | | |
| Silica Arc..... | 6 | Strut | 4 | | |
| Silica Bauble..... | 6 | Subdivide | 6 | | |
| Silica Blend | 5 | Sunbeam 523 | 7 | | |
| Silica Bracket..... | 6 | Sunny..... | 5 | | |
| Silica Bubbler..... | 6 | Sweater 533..... | 7 | | |
| Silica Checker..... | 6 | Swim..... | 2 | | |

Indiana Furniture strives to make as many upholsteries available as possible. However, it is not practical for us to test every offering on every chair as it is made available. If you have any concerns about our ability to upholster your selection on a particular frame please contact us and we will be glad to order a memo sample from this supplier for testing. Call Customer Service at 800.422.5727.



PALLAS TEXTILES GRADING

| Pattern Name | Price Grade | Pattern Name | Price Grade | Pattern Name | Price Grade |
|---------------|-------------|-------------------|-------------|--------------|-------------|
| Adele | 5 | Icon | 3 | Sonnet | 6 |
| Alea | 5 | Infinite Helix | 5 | Spot On | 4 |
| Allure | 6 | Iota | 4 | Stipple | 5 |
| Allusion | 5 | Jet Set | 6 | Stippling | 5 |
| Amari | 5 | Juggernaut | 5 | Stitch | 5 |
| Ample | 5 | Kwaart | 5 | Suji Stripe | 5 |
| Aphrodite | 4 | Lattice | 6 | Surface | 5 |
| Arc | 6 | Le Fleur | 5 | Sway | 5 |
| Arch | 5 | Line | 4 | Taboo | 5 |
| Arjuna | 3 | Lore | 3 | Tech | 4 |
| Asha | 5 | Louver | 5 | Terra | 4 |
| Asymmetric | 5 | Lull | 5 | Tessellation | 4 |
| Athalie | 5 | Lumiere | 3 | Threads | 5 |
| Awe | 5 | Lyric | 5 | Tilt | 5 |
| Axis | 5 | Magique | 5 | Translation | 5 |
| Basket | 5 | Marbles | 5 | Trapunto | 6 |
| Bedford | 5 | Marrakesh Express | 4 | Trek | 5 |
| Bend | 5 | Melody Maker | 5 | Trellis | 5 |
| Bonnaroo | 5 | Merge | 4 | Tulips | 5 |
| Brio | 6 | Mesh | 5 | Twine | 4 |
| Brogue | 5 | Metaphor | 5 | Unraveled | 5 |
| Burnish | 5 | Mix | 5 | Unspun | 6 |
| Chic | 6 | Mod | 5 | Urbanized | 3 |
| Chitra | 5 | Mode | 5 | Utopia | 5 |
| Coco | 5 | Modern Blaze | 5 | Veer | 5 |
| Composition | 5 | Mosaic | 4 | Verse | 4 |
| Construct | 5 | Mystere | 5 | Vertices | 5 |
| Craft | 3 | Nap | 3 | Vespa | 4 |
| Curio | 5 | Nappa | 5 | Vignette | 5 |
| Cybele | 5 | Neo | 6 | Wander | 3 |
| Decked Out | 5 | Night Cap | 5 | West Bengal | 4 |
| Deeply Rooted | 6 | Nomad | 5 | | |
| Deflect | 5 | On The Fringe | 6 | | |
| Deflection | 4 | Ooh La Lana | 5 | | |
| Déjà Vu | 4 | Origin | 3 | | |
| Demeter | 6 | Panache | 3 | | |
| Demi | 6 | Patagonia | 5 | | |
| Drift | 5 | Patina | 4 | | |
| Edge | 5 | Perception | 5 | | |
| Essence | 5 | Petals | 4 | | |
| Etch | 5 | Phenomena | 5 | | |
| Ethos | 5 | Pinch Pleat | 5 | | |
| Flow | 5 | Pivot | 5 | | |
| Flux | 5 | Plush | 5 | | |
| Fracture | 5 | Polka Dotty | 5 | | |
| Fresh | 3 | Popcorn | 4 | | |
| Frieze | 4 | Promenade | 5 | | |
| Fuse | 6 | Prose | 6 | | |
| Gather | 4 | Purl | 5 | | |
| Gene Pool | 5 | Reflection | 4 | | |
| Glam | 5 | Reverie | 3 | | |
| Glitz | 4 | Rogue | 4 | | |
| Graph | 4 | Round | 5 | | |
| Grille | 5 | Rove | 5 | | |
| Groove | 6 | Sandstone | 4 | | |
| Halftone | 5 | Selvedge | 5 | | |
| Harmony | 5 | Shear | 5 | | |
| Haven | 6 | Shift | 6 | | |
| Holy Cow | 5 | Simile | 3 | | |
| Holy Cow Too | 5 | Sisal | 4 | | |

Indiana Furniture strives to make as many upholsteries available as possible. However, it is not practical for us to test every offering on every chair as it is made available. If you have any concerns about our ability to upholster your selection on a particular frame please contact us and we will be glad to order a memo sample from this supplier for testing. Call Customer Service at 800.422.5727.

Effective 7/2024

For Pallas Textiles Samples Call 800.472.5527 or Visit www.pallastextiles.com

| Pattern Name | Price Grade | Pattern Name | Price Grade | Pattern Name | Price Grade | Pattern Name | Price Grade |
|-----------------------------|-------------|-------------------|-------------|--------------------|-------------|---------------------|-------------|
| Abstract | 6 | Citadel 2.0 | 3 | Grand Sierra 2.0 | 3 | Metropolis | 9 |
| Ace | 3 | Cityscape | 5 | Graph | 4 | Mica 2.0 | 3 |
| Acrobat | 6 | Clean Slate 2.0 | 3 | Gravity | 4 | Mixed Media | 3 |
| Adagio | 4 | Collage | 7 | Grille 2.0 | 3 | Moby | 2 |
| Aerie (Panel) | 2 | Collins (Panel) | 2 | Handwork | 5 | Moccasin 2.0 | 3 |
| Aero | 2 | Color Block | 6 | Happy Tappy | 6 | Mod | 6 |
| Affinity 2.0 | 5 | Colorguard 2.0 | 2 | Harrison - MB | 4 | Modena 2.0 | 5 |
| Alamo | 2 | Concourse | 6 | Hashtag | 5 | Modernist | 7 |
| Alfresco | 5 | Connect 2.0 | 3 | Hexie | 6 | Monhegan | 5 |
| Alignment | 6 | Continuum | 4 | Hi-Fi | 3 | Montage | 4 |
| Ally (Panel) | 2 | Core 2.0 | 2 | Highlands | 3 | Montana 2.0 | 3 |
| Amplify | 2 | Corium | 5 | Hive | 3 | Myth | 6 |
| Aperture (Panel) | 2 | Criss Cross 2.0 | 3 | Honeycomb Shag | 3 | Natural World 2.0 | 5 |
| Apprentice | 2 | Current | 6 | Hopsack | 3 | Naugasoft | 3 |
| Arbor | 3 | Cush | 2 | Hush | 5 | Network | 5 |
| Archer | 3 | Cycle | 5 | Imprint (Panel) | 2 | New Hempstead | 3 |
| Ardent | 3 | Dapple (Panel) | 2 | Infinity Plush | 6 | Night Life | 5 |
| Arioso | 5 | Dart | 3 | Inked | 6 | Nikko (Panel) | 2 |
| Armature | 6 | Detail | 2 | Intermix (Panel) | 2 | Nishiki 2.0 | 3 |
| Array (Panel) | 2 | Didi | 5 | Intersect | 6 | Nubbly | 5 |
| Artisan | 2 | District | 5 | Ishi | 6 | Obscura | 4 |
| Attache' | 3 | Divvy | 7 | Jambi Stripe Too! | 5 | Odeon | 6 |
| Avant | 3 | Drift | 5 | Jillian | 2 | Offset | 6 |
| Backdrop (Panel) | 2 | Duet | 5 | Juxy 2.0 | 5 | Olivia | 2 |
| Bandwidth | 6 | Dynamic | 6 | Kalahari | 5 | Olympus 2.0 | 5 |
| Banyan | 3 | Eddy | 7 | Kennebunk | 6 | Orbit 2.0 | 3 |
| Bari 2.0 | 5 | Effervescence 2.0 | 6 | Kid | 5 | Origami | 6 |
| Batik | 6 | Eli 2.0 | 4 | Kilkenny Tweed 2.0 | 3 | Orvilla | 6 |
| Baxter | 3 | English Pub | 3 | Kinetic | 5 | Outlander | 3 |
| Bespoke | 4 | Entrada | 2 | Kingsman | 4 | Overlay | 4 |
| Bijou | 5 | Equator | 6 | Kusari 2.0 | 3 | Oxford 2.0 | 3 |
| Binary (Panel) | 3 | Essential | 2 | La Scalina | 6 | Pacificafica | 6 |
| Blink Ombre | 4 | Etch | 6 | Lara | 2 | Paradox | 6 |
| Blip | 2 | Euclid | 2 | Laredo | 3 | Patriot Plus II 2.0 | 3 |
| Bliss | 6 | Excursion | 1 | Lateral | 2 | Pebble Trail | 5 |
| Bloom | 7 | Faux Bois | 6 | Latitude | 1 | Perimeter | 4 |
| Bond | 5 | Feature | 7 | Lattice | 2 | Perspective 2.0 | 5 |
| Boomerang | 6 | Fenestra Too! | 6 | Lava 2.0 | 6 | Petal Dots | 6 |
| Borderline | 5 | Fiberdrill | 5 | Level 2.0 | 3 | Pinball | 5 |
| Boucle Two Way | 4 | Fiddlesticks | 7 | Lexie | 6 | Ping Pong | 5 |
| Box Chain | 2 | Fidget | 5 | Linea (Panel) | 3 | Plaid-itude | 5 |
| Breton | 5 | Figment | 5 | Live Wire | 5 | Pod | 5 |
| Brilliant | 3 | Finley | 4 | Loophole 2.0 | 3 | Polka | 3 |
| Brixton | 6 | Fizz 2.0 | 4 | Lorelai - MB | 4 | Polygon | 5 |
| Broadband | 6 | Flanders | 3 | Lulu (Panel) | 2 | Posh | 4 |
| Brushwork | 5 | Flare | 7 | Lunaria | 5 | Power Grid | 5 |
| Bubblerake 2.0 | 6 | Flex | 2 | Luster | 5 | Premier | 4 |
| Burkshire | 3 | Focus (Panel) | 2 | Luther II (Panel) | 2 | Prime (Panel) | 2 |
| Calibration | 5 | Formation | 6 | Mandala | 5 | Printemps | 5 |
| Cannon Beach | 7 | Fractal | 5 | Mantra | 6 | Prisma | 4 |
| Cassidy 2.0 | 3 | Frequency 2.0 | 4 | Marquetry | 5 | Prodigy | 7 |
| Catalina | 5 | Fuse 2.0 | 2 | Martini 2.0 | 5 | Profile | 2 |
| Ceremony | 5 | Gabby | 2 | Mason (Panel) | 2 | Promenade 2.0 | 4 |
| Channel 2.0 | 3 | Galileo 2.0 | 5 | Matrix | 3 | Queue | 5 |
| Chaos | 7 | Genesis (Panel) | 2 | Maze | 6 | Raffia 2.0 | 4 |
| Charlotte | 3 | GeoMet | 3 | Median | 5 | Rain Pool | 6 |
| Chroma (Color Porcini Only) | 4 | Gesture | 7 | Menagerie | 7 | Rally | 3 |
| Cinema | 5 | Glimpse | 5 | Mesa | 8 | Raya | 5 |
| Cirque 2.0 | 4 | Graffiti | 6 | Meteor | 5 | Retrograde | 3 |

Stinson continues on next page.

Indiana Furniture strives to make as many upholsteries available as possible. However, it is not practical for us to test every offering on every chair as it is made available. If you have any concerns about our ability to upholster your selection on a particular frame please contact us and we will be glad to order a memo sample from this supplier for testing. Call Customer Service at 800.422.5727.

| Pattern Name | Price Grade | Pattern Name | Price Grade |
|---------------------|-------------|----------------------|-------------|
| Revolve 2.0 | 6 | Stuff | 8 |
| Rhythm | 7 | Summit | 5 |
| Rialto | 3 | Sundance w/StaKleen™ | 5 |
| Riddle | 2 | Surf (Panel) | 2 |
| Ripple 2.0 | 6 | Swift (Panel) | 2 |
| Ritz | 3 | Swipe | 5 |
| River | 6 | Switchboard | 4 |
| Rivera | 3 | Swivel | 6 |
| Riverstone | 3 | Sylvan | 6 |
| Roadmap | 4 | Symphony Classic | 3 |
| Rogue II | 3 | Sync | 6 |
| Round Trip | 5 | System | 4 |
| Route | 3 | Tally (Panel) | 3 |
| Rubric | 5 | Tangram | 4 |
| Runway | 3 | Tender | 8 |
| Salinas | 7 | Tendril 2.0 | 3 |
| San Simeon | 7 | Terra | 6 |
| Sarto | 4 | Tessuto 2.0 | 3 |
| Satchel | 3 | Thrive | 6 |
| Scoprena | 6 | Tidbit | 5 |
| Scout 2.0 | 3 | Tilt | 3 |
| Script 2.0 | 4 | Tinker | 5 |
| Season | 6 | Torus | 5 |
| Sedona | 8 | Touch Base | 4 |
| Sensor | 6 | Touchstone | 3 |
| Sentiero | 3 | Tranquility | 6 |
| Sentry - HC 2.0 | 3 | Traverse | 7 |
| Sequence | 3 | Trio | 6 |
| Serene | 7 | Truss | 6 |
| Shantung 2.0 | 3 | Tuft | 5 |
| Shift | 3 | Turn | 9 |
| Shimmy | 4 | Tussah (Panel) | 2 |
| Shuffle | 7 | Twist | 6 |
| Sight Line (Panel) | 2 | Upgrade | 5 |
| Silicone-Avail | 7 | Valise | 1 |
| Silicone-Downtown | 7 | Vapor | 6 |
| Silicone-Uptown | 7 | Vector | 3 |
| Sirocco | 5 | Verge | 6 |
| Sleek 2.0 | 3 | Volterra-HC | 8 |
| Sleeping Bear Dunes | 5 | Vortexia 2.0 | 6 |
| Smoothie 2.0 | 3 | Walk the Line 2.0 | 5 |
| Soft Spot | 3 | Watercolor Grid | 6 |
| Solitaire | 2 | Waterwand 2.0 | 6 |
| Spirit Millennium | 3 | Weft | 2 |
| Splice | 7 | Whirl | 6 |
| Spree (Panel) | 2 | Whisper 2.0 | 3 |
| Sprint | 2 | Wicker 2.0 | 5 |
| Square One | 3 | Winnly | 4 |
| Stage | 4 | Wish | 8 |
| Stallion | 5 | Wyatt | 3 |
| Staple | 2 | Ybor | 4 |
| Stat-Con | 5 | Zanzibar | 7 |
| Stellar | 3 | Ziggy 2.0 | 3 |
| Stitch in Time | 2 | | |
| Storyboard | 7 | | |
| Strand | 4 | | |
| Stratford | 8 | | |
| Stride | 3 | | |
| Studio | 4 | | |

Indiana Furniture strives to make as many upholsteries available as possible. However, it is not practical for us to test every offering on every chair as it is made available. If you have any concerns about our ability to upholster your selection on a particular frame please contact us and we will be glad to order a memo sample from this supplier for testing. Call Customer Service at 800.422.5727.

Effective 7/2024

For CF Stinson Samples Call 800.841.6279 or Visit www.cfstinson.com

CORTINA
LEATHERS

| <u>Pattern Name</u> | <u>Price Grade</u> | |
|---------------------|--------------------|---------------------|
| Azzuro..... | L2 | Florence..... L1 |
| Cafe..... | L1 | Old English..... L1 |
| Caprone..... | L1 | Vernazza..... L1 |
| Davenport..... | L1 | |

For Cortina Samples Call 800.356.1177 or Visit www.cortinaleathers.com

gh

GREEN HIDES

| <u>Pattern Name</u> | <u>Price Grade</u> | |
|---------------------|--------------------|-------------------------------|
| Fabian..... | L2 | Pista..... L2 Windsor..... L1 |
| Lena..... | L1 | Safari..... L1 |
| Milana..... | L2 | Sierra..... L1 |
| Ranch..... | L2 | Vulcano..... L1 |

For Green Hides Leather Samples Call 888.326.0122 or Visit www.greenhides.com

SPRADLING®

| <u>Pattern Name</u> | <u>Price Grade</u> |
|---------------------|--------------------|
| Dolce..... | 3 |
| Genero..... | 2 |
| Maglia..... | 2 |
| Modena..... | 1 |
| Silvertex..... | 2 |
| Whisper..... | 2 |

For Spradling Fabric Samples Call 800.333.0955 or Visit spradling.group/en-us

Ultrafabrics.

| <u>Pattern Name</u> | <u>Price Grade</u> | |
|-----------------------|--------------------|---------------------------------|
| Brisa Distressed..... | 4 | Fusion Shimmer..... 6 |
| Fresco..... | 6 | Ultraleather Original..... 4 |
| Brisa Original..... | 4 | Ultraleather Pearlized..... 6 |
| Impasto..... | 2 | Ultraleather Pro..... 6 |
| Lino..... | 2 | Promessa..... 4 |
| Montage..... | 2 | Reef..... 6 |
| Fusion..... | 6 | Tottori..... 4 |
| | | Volar Bio..... 6 |
| | | Eco Tech..... 6 |
| | | Wired..... 6 |
| | | Ultraleather Anti-Static..... 6 |

For Ultrafabric Samples Call 877.309.6648 or Visit www.ultrafabricsinc.com



Occasional Tables

SURFACE MATERIAL DIGITAL IMAGES & BROCHURE

The finishes represented on Indiana Furniture's Surface Material Finish Brochure were reproduced using the finest technology available. Samples of our finishes and laminates are available for order through our Collateral Store. Please verify your desired finish before ordering as such orders are not subject to return to Indiana Furniture.

Contact your local Indiana Furniture Sales Representative or our Customer Service team should you need assistance.

GLIDES

All tables ship with non-marring glides, some series offering leveling glides as standard. See pricing pages for each series for more information.

FINISH

Indiana Furniture standard occasional table finishes correspond to casegoods and conferencing finishes and laminates. Minor variations in finish color and value may occur due to the natural characteristics of wood. Consult this price list for specific finish availability within each series.

Special Finishes: Indiana Furniture is able to accommodate our customer's needs for specific finish matches. Please submit a 3"x5" sample panel to Customer Service for quotation and lead time.

An overview of our finishes and laminate options can be found on the inside of the back cover of this price list.

Arlington offers all the grace and embellishments associated with traditional styling with an added emphasis on value. Finely crafted in select solids with walnut and cherry veneers and high pressure laminate worksurfaces, Arlington ensures quality and expert craftsmanship with a selection of configurations for today's functional workspaces.

CONSTRUCTION

- Veneers on exposed surfaces feature select grade, plain sliced American Black Walnut or Cherry veneers, carefully selected and matched to assure proper balance and consistency
- Veneer tops have a 5-ply balanced construction, 1¾" thick with solid hardwood rims with butt corners
- HPL tops have a 3-ply balanced construction, 1¾" thick, with solid hardwood rims with butt corners
- Grain direction runs left to right
- All units ship with heavy duty, adjustable leveling glides to ensure proper leveling and compensation for uneven floors
- Some Assembly Required

HOW TO ORDER EXAMPLE

| Model No. | Description | Example |
|-----------|------------------------|---------|
| 29-2124ET | Top Material Finish | W CO |

VENEER (W) OPTIONS

Veneer features UVAdvantage, an ultra-violet finish, on all exposed surfaces by utilizing roll-coat UV technology. Apron rails and table legs use a multi-step, hand finished process with a catalyzed finish.

| | | | |
|-----|--------------------|-----|---------------------|
| AW | Artisan Walnut | HW | Harvest Walnut |
| CO | Columbian Walnut | LW | Legacy Walnut |
| DC | Dark Cherry | MW | Mahogany Walnut |
| DFW | Dark Forest Walnut | PNW | Pinnacle Walnut |
| EW | Espresso | SCH | Select Cherry |
| GC | Golden Cherry | SKC | Shaker Cherry |
| HNW | Henna Walnut | WC | Williamsburg Cherry |

HPL (P) TOP OPTIONS

WOODGRAIN

| | | | |
|----|------------------|-----|---------------------|
| CO | Columbian Walnut | PNW | Pinnacle Walnut |
| EF | Espresso | SCH | Select Cherry |
| GC | Golden Cherry | SKC | Shaker Cherry |
| MW | Mahogany Walnut | WC | Williamsburg Cherry |

TABLE EDGE PROFILE



Arlington

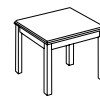
CERTIFICATIONS & COMPLIANCE

- Intertek Sustainability Certified
- BIFMA level® Certified
- BIFMA Compliant® Certified
- TSCA Title VI (CARB) Compliance
- Contributes to LEED®, Green Globes®, and WELL® Sustainable Programs

STATEMENT OF LINE



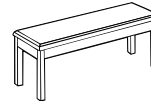
End Table:
29-2124ET
[\(See Details\)](#)



Lamp Table:
29-2424LT
[\(See Details\)](#)

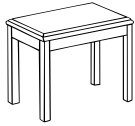


Square Magazine
Table:
29-3636MT
[\(See Details\)](#)



Magazine Table:
29-1847MT
[\(See Details\)](#)

| Item | Model No. | W | D | H | Ship Wt | Cubic Ft | List Price | |
|-----------|-----------|----|----|-----|---------|----------|------------|----------|
| END TABLE | 29-2124ET | 21 | 24 | 21½ | 25 | 2.0 | P\$ 1027 | W\$ 1197 |

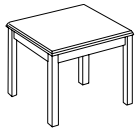


Must Specify (in this order):
Model #
Top Material
Finish/Color

Description

- Available with Veneer (W) or HPL (P) Top, Must Specify
- Hardwood Legs
- Some Assembly Required

| | | | | | | | | |
|------------|-----------|----|----|-----|----|-----|----------|----------|
| LAMP TABLE | 29-2424LT | 24 | 24 | 21½ | 25 | 2.0 | P\$ 1149 | W\$ 1233 |
|------------|-----------|----|----|-----|----|-----|----------|----------|

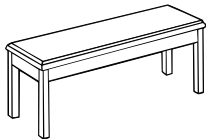


Must Specify (in this order):
Model #
Top Material
Finish/Color

Description

- Available with Veneer (W) or HPL (P) Top, Must Specify
- Hardwood Legs
- Some Assembly Required

| | | | | | | | | |
|----------------|-----------|----|----|----|----|-----|----------|----------|
| MAGAZINE TABLE | 29-1847MT | 47 | 18 | 16 | 47 | 3.4 | P\$ 1233 | W\$ 1438 |
|----------------|-----------|----|----|----|----|-----|----------|----------|



Must Specify (in this order):
Model #
Top Material
Finish/Color
Leg

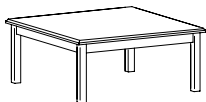
Description

- Available with Veneer (W) or HPL (P) Top, Must Specify
- Left to Right Grain Direction on Worksurface
- Hardwood Legs
- Some Assembly Required
- Optional 30" Legs; See Below

Desk Base Molding Options: Must Specify and Add

| | | |
|-------|---------------------|--------|
| SH-36 | Optional 30" H Legs | \$ 223 |
|-------|---------------------|--------|

| | | | | | | | | |
|-----------------------|-----------|----|----|----|----|-----|----------|----------|
| SQUARE MAGAZINE TABLE | 29-3636MT | 36 | 36 | 16 | 60 | 5.5 | P\$ 1317 | W\$ 1538 |
|-----------------------|-----------|----|----|----|----|-----|----------|----------|



Must Specify (in this order):
Model #
Top Material
Finish/Color

Description

- Available with Veneer (W) or HPL (P) Top, Must Specify
- Hardwood Legs
- Some Assembly Required



Wilmington/Arlington

P = HPL W = Veneer

For ordering options, [see overview at the beginning of this section.](#)

From lounge areas, to private office, to conference settings, the Bailey Collection can make a statement. Bailey tables are offered in square and rectangular cocktail tables, as well as end tables, in a wide range of veneers and laminates with two edge profiles.

CONSTRUCTION

- Bases for tables are manufactured using steel frames with a chrome finish
- The wood veneer tops are made of select grade sliced Black Walnut, Cherry, Maple, or composite veneers for maximum grain and color consistency
- Veneer tops are 1" with 1mm veneer edge bands
- Laminate tops are 1" with 1mm PVC edge bands; Designer White, Sugar Maple, and Williamsburg Cherry feature ABS edge bands
- Ships fully assembled

HOW TO ORDER EXAMPLE

| Model No. | Description | Example |
|------------|-------------|---------|
| 720-3030SQ | Finish | TK |

TFL (T) AND HPL (P) LAMINATE OPTIONS

WOODGRAIN

| | | | |
|-----|------------------|-----|---------------------|
| AS | Asian Night | PNW | Pinnacle Walnut |
| BW | Beigewood | PTK | Portico Teak |
| CO | Columbian Walnut | RC | River Cherry |
| EF | Espresso | SCH | Select Cherry |
| FLW | Florence Walnut | SPW | Sepia Walnut |
| GC | Golden Cherry | SKC | Shaker Cherry |
| HVM | Harvest Maple | SBP | Smoky Brown Pear |
| MW | Mahogany Walnut | TK | Studio Teak |
| MNR | Midnight Run | SM | Sugar Maple |
| NTM | Natural Marrone | WTA | Weathered Ash |
| ORW | Oak Riftwood | WC | Williamsburg Cherry |

SOLID

| | | | |
|----|----------------|-----|--------------|
| BL | Black | FHG | Fashion Grey |
| WH | Designer White | SG | Slate Grey |

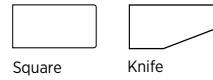
VENEER (W) OPTIONS AVAILABLE

Veneer tops feature UVAdvantage, an ultra-violet finish, on all exposed surfaces by utilizing roll-coat UV technology.

| | | | |
|-----|--------------------|-----|---------------------|
| AW | Artisan Walnut | MW | Mahogany Walnut |
| AS | Asian Night | MAS | Mesa Sunset* |
| CO | Columbian Walnut | MTS | Metropolis Sky |
| DC | Dark Cherry | ORW | Oak Riftwood* |
| DFW | Dark Forest Walnut | PNW | Pinnacle Walnut |
| EW | Espresso | SCH | Select Cherry |
| FO | Fawn Oak* | SKC | Shaker Cherry |
| GC | Golden Cherry | SM | Sugar Maple |
| HW | Harvest Walnut | WTA | Weathered Ash* |
| HNW | Henna Walnut | WC | Williamsburg Cherry |
| LW | Legacy Walnut | | |

* Finish is Low Sheen

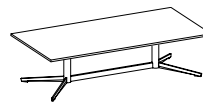
TABLE EDGE PROFILES



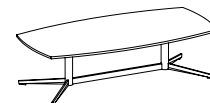
CERTIFICATIONS & COMPLIANCE

- Intertek Sustainability Certified
- BIFMA level® Certified
- BIFMA Compliant® Certified
- TSCA Title VI (CARB) Compliance
- Contributes to LEED®, Green Globes®, and WELL® Sustainable Programs

STATEMENT OF LINE



Rectangular
Cocktail Tables
[\(See Details\)](#)



Soft Rectangular
Cocktail Tables
[\(See Details\)](#)



Square
Cocktail Tables
[\(See Details\)](#)



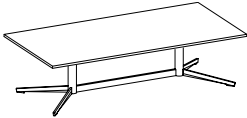
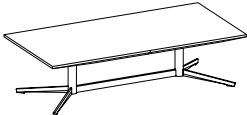
Soft Square
Cocktail Tables
[\(See Details\)](#)



Square
End Tables
[\(See Details\)](#)



Soft Square
End Tables
[\(See Details\)](#)

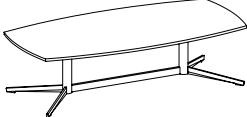
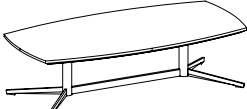
| Item | Model No. | | W | D | H | Ship Wt | Cubic Ft | List Price | | |
|---|--------------------|--------|----|----|------|---------|----------|------------|------|--|
| RECTANGULAR COCKTAIL TABLE   | SQUARE EDGE | | | | | | | | | |
| | 720-2550RT | TFL | 25 | 50 | 14 | 34.9 | 3.2 | T\$ | 1440 | |
| | 720-2550RTH | HPL | 25 | 50 | 14 | 34.9 | 3.2 | P\$ | 1691 | |
| | 719-2550RT | Veneer | 25 | 50 | 14 | 34.9 | 3.2 | W\$ | 2045 | |
| | KNIFE EDGE | | | | | | | | | |
| | 720-2550RTKH | HPL | 25 | 50 | 14 | 34.9 | 3.2 | P\$ | 2096 | |
| 719-2550RTK | Veneer | 25 | 50 | 14 | 34.9 | 3.2 | W\$ | 2195 | | |

Must Specify (in this order):

Model #
Finish/Color

Description

- Standard with: Chrome Base
- Table Ships Fully Assembled

| | | | | | | | | | | |
|--|--------------------|--------|----|----|------|------|-----|------|------|--|
| SOFT RECTANGULAR COCKTAIL TABLE   | SQUARE EDGE | | | | | | | | | |
| | 720-2550SRT | TFL | 25 | 50 | 14 | 34.9 | 3.2 | T\$ | 1440 | |
| | 720-2550SRTH | HPL | 25 | 50 | 14 | 34.9 | 3.2 | P\$ | 1691 | |
| | 719-2550SRT | Veneer | 25 | 50 | 14 | 34.9 | 3.2 | W\$ | 2045 | |
| | KNIFE EDGE | | | | | | | | | |
| | 720-2550SRTKH | HPL | 25 | 50 | 14 | 34.9 | 3.2 | P\$ | 2096 | |
| 719-2550SRTK | Veneer | 25 | 50 | 14 | 34.9 | 3.2 | W\$ | 2195 | | |

Must Specify (in this order):

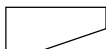
Model #
Finish/Color

Description

- Standard with: Chrome Base
- Table Ships Fully Assembled





Square



Knife

T = TFL P = HPL W = Veneer

For ordering options, [see overview at the beginning of this section.](#)



| Item | Model No. | | W | D | H | Ship Wt | Cubic Ft | List Price | | |
|---|--------------------|--------|----|----|----|---------|----------|------------|------|--|
| SQUARE COCKTAIL TABLE  | SQUARE EDGE | | | | | | | | | |
| | 720-3030SQ | TFL | 30 | 30 | 14 | 29.7 | 2.80 | T\$ | 893 | |
| | 720-3030SQH | HPL | 30 | 30 | 14 | 29.7 | 2.80 | P\$ | 1212 | |
| | 719-3030SQ | Veneer | 30 | 30 | 14 | 29.7 | 2.80 | W\$ | 1407 | |
|  | KNIFE EDGE | | | | | | | | | |
| | 720-3030SQKH | HPL | 30 | 30 | 14 | 29.7 | 2.80 | P\$ | 1528 | |
| | 719-3030SQK | Veneer | 30 | 30 | 14 | 29.7 | 2.80 | W\$ | 1530 | |

Must Specify (in this order):

Model #
Finish/Color

Description

- Standard with: Chrome Base
- Table Ships Fully Assembled

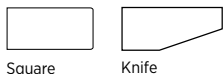
| Item | Model No. | | W | D | H | Ship Wt | Cubic Ft | List Price | | |
|--|--------------------|--------|----|----|----|---------|----------|------------|------|--|
| SOFT SQUARE COCKTAIL TABLE  | SQUARE EDGE | | | | | | | | | |
| | 720-3030SSQ | TFL | 30 | 30 | 14 | 29.7 | 2.80 | T\$ | 893 | |
| | 720-3030SSQH | HPL | 30 | 30 | 14 | 29.7 | 2.80 | P\$ | 1212 | |
| | 719-3030SSQ | Veneer | 30 | 30 | 14 | 29.7 | 2.80 | W\$ | 1407 | |
|  | KNIFE EDGE | | | | | | | | | |
| | 720-3030SSQKH | HPL | 30 | 30 | 14 | 29.7 | 2.80 | P\$ | 1528 | |
| | 719-3030SSQK | Veneer | 30 | 30 | 14 | 29.7 | 2.80 | W\$ | 1530 | |

Must Specify (in this order):

Model #
Finish/Color


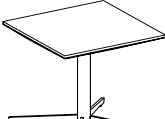
Description

- Standard with: Chrome Base
- Table Ships Fully Assembled



T = TFL P = HPL W = Veneer



For ordering options, [see overview at the beginning of this section.](#)

| Item | Model No. | | W | D | H | Ship Wt | Cubic Ft | List Price | |
|--|-------------------------|--------|--------------------|----|----|---------|----------|------------|------|
|   | SQUARE END TABLE | | SQUARE EDGE | | | | | | |
| | 720-2020ET | TFL | 20 | 20 | 20 | 20 | 2.0 | T\$ | 976 |
| | 720-2020ETH | HPL | 20 | 20 | 20 | 20 | 2.0 | P\$ | 1211 |
| | 719-2020ET | Veneer | 20 | 20 | 20 | 20 | 2.0 | W\$ | 1284 |
| | KNIFE EDGE | | | | | | | | |
| | 720-2020ETKH | HPL | 20 | 20 | 20 | 20 | 2.0 | P\$ | 1349 |
| 719-2020ETK | Veneer | 20 | 20 | 20 | 20 | 2.0 | W\$ | 1411 | |

Description

- Standard with: Chrome Base
- Table Ships Fully Assembled

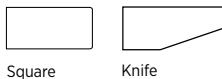
Must Specify (in this order):
Model #
Finish/Color

| Item | Model No. | | W | D | H | Ship Wt | Cubic Ft | List Price | |
|--|------------------------------|--------|--------------------|----|----|---------|----------|------------|------|
|   | SOFT SQUARE END TABLE | | SQUARE EDGE | | | | | | |
| | 720-2020SET | TFL | 20 | 20 | 20 | 20 | 2.0 | T\$ | 976 |
| | 720-2020SETH | HPL | 20 | 20 | 20 | 20 | 2.0 | P\$ | 1211 |
| | 719-2020SET | Veneer | 20 | 20 | 20 | 20 | 2.0 | W\$ | 1284 |
| | KNIFE EDGE | | | | | | | | |
| | 720-2020SETKH | HPL | 20 | 20 | 20 | 20 | 2.0 | P\$ | 1349 |
| 719-2020SETK | Veneer | 20 | 20 | 20 | 20 | 2.0 | W\$ | 1411 | |

Description

- Standard with: Chrome Base
- Table Ships Fully Assembled

Must Specify (in this order):
Model #
Finish/Color



T = TFL P = HPL W = Veneer

For ordering options, [see overview at the beginning of this section.](#)

The Britta Collection showcases a Mid-Century Scandinavian aesthetic with an appealing contemporary feel. Available in two edge styles and a broad range of finishes to create an inviting space with warm and energetic sensibility. Pair Britta tables with the collection’s guest, single lounge, and settee options, which all feature a wall-saver design, to create an entire setting.

CONSTRUCTION

- The wood veneer table tops are 1" thick and are made of select grade sliced Walnut, Cherry, or Maple veneers for maximum grain and color consistency
- The knife edge profile features a 5-ply balanced construction with a solid hardwood rim; the square edge profile features a 3-ply balanced construction with a 3mm veneer edge band
- The aprons and legs are solid maple hardwood and ship with adjustable glides
- Ships fully assembled

HOW TO ORDER EXAMPLE

| Model No. | Description | Example |
|------------|------------------------|----------|
| 231-1818ET | Finish Edge Profile | DFW K |

VENEER (W) OPTIONS

Veneer tops feature UVAdvantage, an ultra-violet finish, on all exposed surfaces by utilizing roll-coat UV technology. Apron rails and table legs use a multi-step, hand finished process with a catalyzed finish.

| | | | |
|-----|--------------------|-----|---------------------|
| AW | Artisan Walnut | LW | Legacy Walnut |
| CO | Columbian Walnut | MW | Mahogany Walnut |
| DC | Dark Cherry | MTS | Metropolis Sky |
| DFW | Dark Forest Walnut | PNW | Pinnacle Walnut |
| EW | Espresso | SCH | Select Cherry |
| GC | Golden Cherry | SKC | Shaker Cherry |
| HW | Harvest Walnut | SM | Sugar Maple |
| HNW | Henna Walnut | WC | Williamsburg Cherry |

TABLE EDGE PROFILE

- Y Square Edge
- K Knife Edge



Square



Knife

CERTIFICATIONS & COMPLIANCE

- Intertek Sustainability Certified
- BIFMA level® Certified
- BIFMA Compliant® Certified
- TSCA Title VI (CARB) Compliance
- Contributes to LEED®, Green Globes®, and WELL® Sustainable Programs

STATEMENT OF LINE



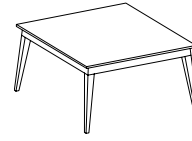
Square End Table:
231-1818ET
[\(See Details\)](#)



Square Cocktail Table:
231-2323SCT
[\(See Details\)](#)



Rectangular Cocktail Table:
231-4723RCT
[\(See Details\)](#)



Square Cocktail Table:
231-3535SCT
[\(See Details\)](#)

| Item | Model No. | | W | D | H | Ship Wt | Cubic Ft | List Price | |
|-----------|------------|-------------|----|----|----|---------|----------|------------|------|
| END TABLE | 231-1818ET | Square Edge | 18 | 18 | 20 | 18 | 10.8 | Y\$ | 1438 |
| | | Knife Edge | | | | | | K\$ | 1840 |



Must Specify (in this order):

Model #
Finish
Edge

Description

- Standard with: Adjustable Glides
- Available with [Square \(Y\)](#) or [Knife \(K\) Edge](#); Must Specify
- Ships Fully Assembled

| | | | | | | | | | |
|-----------------------------|-------------|-------------|----|----|----|----|------|-----|------|
| SMALL SQUARE COCKTAIL TABLE | 231-2323SCT | Square Edge | 23 | 23 | 16 | 21 | 10.8 | Y\$ | 1470 |
| | | Knife Edge | | | | | | K\$ | 1884 |



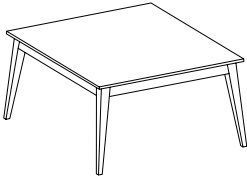
Must Specify (in this order):

Model #
Finish
Edge

Description

- Standard with: Adjustable Glides
- Available with [Square \(Y\)](#) or [Knife \(K\) Edge](#); Must Specify
- Ships Fully Assembled

| | | | | | | | | | |
|-----------------------|-------------|-------------|------------------|------------------|----|----|------|-----|------|
| SQUARE COCKTAIL TABLE | 231-3535SCT | Square Edge | 34 $\frac{7}{8}$ | 34 $\frac{7}{8}$ | 16 | 45 | 25.7 | Y\$ | 1762 |
| | | Knife Edge | | | | | | K\$ | 2263 |



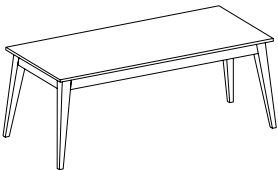
Must Specify (in this order):

Model #
Finish
Edge

Description

- Standard with: Adjustable Glides
- Available with [Square \(Y\)](#) or [Knife \(K\) Edge](#); Must Specify
- Ships Fully Assembled

| | | | | | | | | | |
|----------------------------|-------------|-------------|------------------|----|----|----|------|-----|------|
| RECTANGULAR COCKTAIL TABLE | 231-4723RCT | Square Edge | 46 $\frac{7}{8}$ | 23 | 16 | 36 | 23.1 | Y\$ | 1724 |
| | | Knife Edge | | | | | | K\$ | 2217 |



Must Specify (in this order):

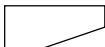
Model #
Finish
Edge

Description

- Standard with: Adjustable Glides
- Available with [Square \(Y\)](#) or [Knife \(K\) Edge](#); Must Specify
- Ships Fully Assembled



Square



Knife

For ordering options, [see overview at the beginning of this section.](#)

Always stylish, comfortable and effortlessly adaptable, Canvas enlivens environments with refined aesthetics. Project a fresh, polished attitude with our enhanced selection of multidimensional components. Your creation of an ultra-functional workspace is limited only by your imagination.

CONSTRUCTION

- Exposed surfaces are produced from wood-grained or solid color laminates fused to a particle-board core.
- TFL chassis are fastened by screws and heavy-duty metal fasteners
- Tops are 1" thick thermally-fused (TFL) or high-pressure (HPL) laminate using 3mm PVC edge bands on profiled edges Grain direction runs left to right; Designer White, Sugar Maple, and Williamsburg Cherry feature ABS edge bands
- Slab ends come standard with adjustable levelers
- Ships fully assembled

HOW TO ORDER EXAMPLE

| Model No. | Description | Example |
|-----------|---------------|---------|
| 66-2424ET | Top Material | T |
| | Top Color | FHG |
| | Edge Profile | F |
| | Chassis Color | WTA |

TFL (T) AND HPL (P) LAMINATE OPTIONS

WOODGRAIN

| | | | |
|-----|------------------|-----|---------------------|
| AS | Asian Night | PNW | Pinnacle Walnut |
| BW | Beigewood | PTK | Portico Teak |
| CO | Columbian Walnut | RC | River Cherry |
| EF | Espresso | SCH | Select Cherry |
| FLW | Florence Walnut | SPW | Sepia Walnut |
| GC | Golden Cherry | SKC | Shaker Cherry |
| HVM | Harvest Maple | SBP | Smoky Brown Pear |
| KHE | Kirsche | TK | Studio Teak |
| MW | Mahogany Walnut | SM | Sugar Maple |
| MNR | Midnight Run | WTA | Weathered Ash |
| NTM | Natural Marrone | WC | Williamsburg Cherry |
| ORW | Oak Riftwood | WNB | White Nebbia |

SOLID

| | | | |
|----|----------------|-----|--------------|
| BL | Black | FHG | Fashion Grey |
| WH | Designer White | SG | Slate Grey |

TABLE EDGE PROFILE

| | | | |
|---|-------------|---|--------|
| F | Double Kerf | Y | Square |
| G | Duo | | |
| X | Fluted | | |




Double Kerf



Duo



Fluted

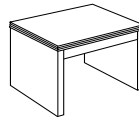


Square

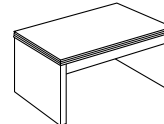
CERTIFICATIONS & COMPLIANCE

- Intertek Sustainability Certified
- BIFMA level® Certified
- BIFMA Compliant® Certified
- TSCA Title VI (CARB) Compliance
- Contributes to LEED®, Green Globes®, and WELL® Sustainable Programs

STATEMENT OF LINE

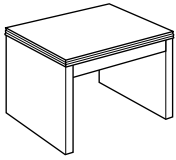


End Table:
66-2424ET
[\(See Details\)](#)



Magazine Table:
66-2442MT
[\(See Details\)](#)

| Item | Model No. | | W | D | H | Ship Wt | Cubic Ft | List Price | |
|-----------|-----------|-----|----|----|----|---------|----------|------------|------|
| END TABLE | 66-2424ET | TFL | 24 | 24 | 22 | 65 | 9.4 | T\$ | 921 |
| | | HPL | | | | | | P\$ | 1057 |



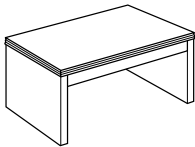
Must Specify (in this order):

- Model #
- Top Material
- Top Color
- Edge
- Chassis Color

Description

- Standard with: TFL Slab Ends and Apron Rail, with Adjustable Glides
- Available in Contrasting Top and Chassis Color
- Choose from TFL (T) or HPL (P) Top in Four Edge Profiles; [See Colors and Details](#)
- Ships Fully Assembled

| MAGAZINE TABLE | 66-2442MT | TFL | 42 | 24 | 16 | 70 | 11.9 | T\$ | 970 |
|----------------|-----------|-----|----|----|----|----|------|-----|------|
| | | HPL | | | | | | P\$ | 1136 |



Must Specify (in this order):

- Model #
- Top Material
- Top Color
- Edge
- Chassis Color

Description


- Standard with: TFL Slab Ends and Apron Rail, with Adjustable Glides
- Available in Contrasting Top and Chassis Color
- Choose from TFL (T) or HPL (P) Top in Four Edge Profiles; [See Colors and Details](#)
- Ships Fully Assembled



Double Kerf



Duo



Square

T=TFL P=HPL

For ordering options, [see overview at the beginning of this section.](#)

Carefully matched select veneer tops with solid hardwood legs and aprons form a collection of beautiful wood tables suitable for nearly any application.

CONSTRUCTION

- Constructed of a 5-ply veneer top, 1½" thick
- Legs are solid Maple hardwood and ship with nylon glides
- Aprons are steam bent with Maple veneer faces
- Grain direction runs left to right
- Elliptical Magazine and Rounded End Tables ship fully assembled; all other models require some assembly

HOW TO ORDER EXAMPLE

| Model No. | Description | Example |
|-------------|-------------|---------|
| 294-4222EMT | Finish | HW |

VENEER (W) OPTIONS

Veneer tops feature UVAAdvantage, an ultra-violet finish, on all exposed surfaces by utilizing roll-coat UV technology. Apron rails and table legs use a multi-step, hand finished process with a catalyzed finish.

| | | | |
|-----|--------------------|-----|---------------------|
| AW | Artisan Walnut | LW | Legacy Walnut |
| CO | Columbian Walnut | MW | Mahogany Walnut |
| DC | Dark Cherry | MTS | Metropolis Sky |
| DFW | Dark Forest Walnut | PNW | Pinnacle Walnut |
| EW | Espresso | SCH | Select Cherry |
| GC | Golden Cherry | SKC | Shaker Cherry |
| HW | Harvest Walnut | SM | Sugar Maple |
| HNW | Henna Walnut | WC | Williamsburg Cherry |

TABLE EDGE PROFILE

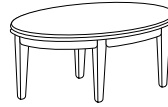


Phoenix


CERTIFICATIONS & COMPLIANCE

- Intertek Sustainability Certified
- BIFMA level® Certified
- BIFMA Compliant® Certified
- TSCA Title VI (CARB) Compliance
- Contributes to LEED®, Green Globes®, and WELL® Sustainable Programs

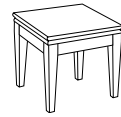
STATEMENT OF LINE



Elliptical Magazine Table:
294-4222EMT
[\(See Details\)](#)



Magazine Table:
294-4222MT
[\(See Details\)](#)




Lamp Table:
294-2222LT
[\(See Details\)](#)



End Table:
294-2622ET
[\(See Details\)](#)



Rounded End Table:
294-2222RET
[\(See Details\)](#)



Console Table:
294-4216CT
[\(See Details\)](#)

| Item | Model No. | W | D | H | Ship Wt | Cubic Ft | List Price |
|---------------------------|-------------|----|----|----|---------|----------|------------|
| ELLIPTICAL MAGAZINE TABLE | 294-4222EMT | 42 | 22 | 16 | 48 | 14.4 | \$ 2993 |

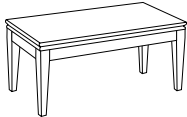
**Description**

- Ships Assembled

Must Specify (in this order):

Model #
Finish

| | | | | | | | |
|----------------|------------|----|----|----|----|-----|---------|
| MAGAZINE TABLE | 294-4222MT | 42 | 22 | 16 | 33 | 3.7 | \$ 1930 |
|----------------|------------|----|----|----|----|-----|---------|

**Description**

- Some Assembly Required

Must Specify (in this order):

Model #
Finish

| | | | | | | | |
|------------|------------|----|----|----|----|-----|---------|
| LAMP TABLE | 294-2222LT | 22 | 22 | 22 | 27 | 2.4 | \$ 1473 |
|------------|------------|----|----|----|----|-----|---------|

**Description**

- Some Assembly Required

Must Specify (in this order):

Model #
Finish

| | | | | | | | |
|-----------|------------|----|----|----|----|-----|---------|
| END TABLE | 294-2622ET | 26 | 22 | 22 | 36 | 2.8 | \$ 1553 |
|-----------|------------|----|----|----|----|-----|---------|

**Description**

- Some Assembly Required

Must Specify (in this order):

Model #
Finish

| | | | | | | | |
|-------------------|-------------|----|----|----|----|-----|---------|
| ROUNDED END TABLE | 294-2222RET | 22 | 22 | 22 | 24 | 2.4 | \$ 2044 |
|-------------------|-------------|----|----|----|----|-----|---------|


**Description**

- Ships Assembled

Must Specify (in this order):

Model #
Finish

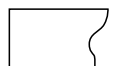
| | | | | | | | |
|---------------|------------|----|----|----|----|-----|---------|
| CONSOLE TABLE | 294-4216CT | 42 | 16 | 30 | 36 | 3.9 | \$ 1840 |
|---------------|------------|----|----|----|----|-----|---------|

**Description**

- Some Assembly Required

Must Specify (in this order):

Model #
Finish



Phoenix

For ordering options, [see overview at the beginning of this section.](#)

A foundational suite of casegoods and tables primed to evolve with your needs. Gesso allows you to combine luxurious veneers, top grade laminates and other materials to create stylish, reconfigurable work spaces.

CONSTRUCTION

- Exposed surfaces feature select grade plain sliced hardwood veneers in Cherry, Maple, American Black Walnut, White Oak, or composite veneers
- Veneer and standard high pressure laminate tops are 3-ply balanced construction and 1 $\frac{3}{8}$ " thick, with 3mm wood edge-banded rims contoured to the selected profile
- Grain direction runs left to right
- All units ship with heavy duty, adjustable leveling glides to ensure proper leveling and compensation for uneven floors
- Ships fully assembled

HOW TO ORDER EXAMPLE

| Model No. | Description | Example |
|-----------|--------------|---------|
| 65-2424ET | Top Material | W |
| | Finish | LW |
| | Edge Profile | G |

VENEER (W) OPTIONS

Veneer tops feature UVAdvantage, an ultra-violet finish, on all exposed surfaces by utilizing roll-coat UV technology.

| | | | |
|-----|--------------------|-----|---------------------|
| AW | Artisan Walnut | MW | Mahogany Walnut |
| AS | Asian Night | MAS | Mesa Sunset* |
| CO | Columbian Walnut | MTS | Metropolis Sky |
| DC | Dark Cherry | PNW | Pinnacle Walnut |
| DFW | Dark Forest Walnut | ORW | Oak Riftwood* |
| EW | Espresso | SCH | Select Cherry |
| FO | Fawn Oak* | SKC | Shaker Cherry |
| GC | Golden Cherry | SM | Sugar Maple |
| HW | Harvest Walnut | WTA | Weathered Ash* |
| HNW | Henna Walnut | WC | Williamsburg Cherry |
| LW | Legacy Walnut | | |

* Finish is Low Sheen

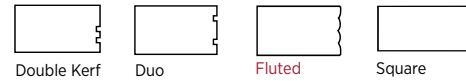
HPL (P) LAMINATE OPTIONS

WOODGRAIN

| | | | |
|-----|------------------|-----|---------------------|
| AS | Asian Night | PNW | Pinnacle Walnut |
| CO | Columbian Walnut | SCH | Select Cherry |
| EF | Espresso | SKC | Shaker Cherry |
| GC | Golden Cherry | SM | Sugar Maple |
| MW | Mahogany Walnut | WTA | Weathered Ash |
| ORW | Oak Riftwood | WC | Williamsburg Cherry |

TABLE EDGE PROFILE

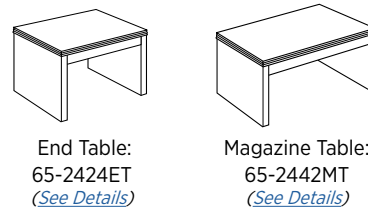
| | | | |
|---|-------------|---|--------|
| F | Double Kerf | Y | Square |
| G | Duo | | |
| X | Fluted | | |



CERTIFICATIONS & COMPLIANCE

- Intertek Sustainability Certified
- BIFMA level® Certified
- BIFMA Compliant® Certified
- TSCA Title VI (CARB) Compliance
- Contributes to LEED®, Green Globes®, and WELL® Sustainable Programs

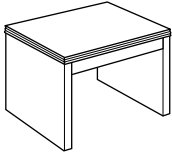
STATEMENT OF LINE



End Table:
65-2424ET
([See Details](#))

Magazine Table:
65-2442MT
([See Details](#))

| Item | Model No. | | W | D | H | Ship Wt | Cubic Ft | List Price |
|-----------|-----------|---------------|----|----|----|---------|----------|------------|
| END TABLE | 65-2424ET | HPL Veneer | 24 | 24 | 22 | 65 | 9.4 | W/P\$ 1632 |



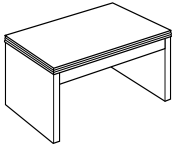
Must Specify (in this order):

- Model #
- Top Material
- Finish/Color
- Edge

Description

- Standard with: Veneer Slab Ends and Apron Rail, with Adjustable Glides
- Choose from HPL (P) or Veneer (W) Top in Four Edge Profiles; [See Colors and Details](#)
- Ships Fully Assembled

| | | | | | | | | |
|----------------|-----------|---------------|----|----|----|----|------|------------|
| MAGAZINE TABLE | 65-2442MT | HPL Veneer | 42 | 24 | 16 | 70 | 11.9 | W/P\$ 1718 |
|----------------|-----------|---------------|----|----|----|----|------|------------|



Must Specify (in this order):

- Model #
- Top Material
- Finish/Color
- Edge

Description

- Standard with: Veneer Slab Ends and Apron Rail, with Adjustable Glides
- Choose from HPL (P) or Veneer (W) Top in Four Edge Profiles; [See Colors and Details](#)
- Ships Fully Assembled



Double Kerf Duo Square

P = HPL W = Veneer

For ordering options, [see overview at the beginning of this section.](#)

Open spaces really come together with Isla Lounge & Tables Collection. Create conversation settings or private areas by mixing components to fit the space and needs of the environment. Power and data options keep everyone working on-the-go.

CONSTRUCTION

- External wood parts are kiln-dried hardwoods; internal parts are structurally engineered plywood; European Beech on legs
- Joints are double-doweled or mortised and tenoned, screwed, and glued for maximum strength and durability
- Tops are ¾" thick on occasional tables, 1" thick on Laminate tops, and 1⅜" on Veneer tops
- Non-marring adjustable nylon guides included in each leg at floor level
- Ships fully assembled

HOW TO ORDER EXAMPLES

| | | |
|------------|--------------|--------------------|
| 378-1626ET | Top Material | T |
| | Finish | AS |
| | Upholstery | Mayer Fedora Topaz |
| | Leg | WLEG, AS |
| | Power | PWRUSBA |

TFL (T) LAMINATE TABLE TOP OPTIONS

WOODGRAIN

| | | | |
|-----|------------------|-----|---------------------|
| AS | Asian Night | PNW | Pinnacle Walnut |
| BW | Beigewood | PTK | Portico Teak |
| CO | Columbian Walnut | RC | River Cherry |
| EF | Espresso | SPW | Sepia Walnut |
| FLW | Florence Walnut | SCH | Select Cherry |
| GC | Golden Cherry | SKC | Shaker Cherry |
| HVM | Harvest Maple | SBP | Smoky Brown Pear |
| KHE | Kirsche | TK | Studio Teak |
| MW | Mahogany Walnut | SM | Sugar Maple |
| MNR | Midnight Run | WTA | Weathered Ash |
| NTM | Natural Marrone | WC | Williamsburg Cherry |
| ORW | Oak Riftwood | WNB | White Nebbia |

SOLID

| | | | |
|----|----------------|-----|--------------|
| BL | Black | FHG | Fashion Grey |
| WH | Designer White | SG | Slate Grey |

VENEER (W) TABLE TOP OPTIONS

Veneer tops feature UVAdvantage, an ultra-violet finish, on all exposed surfaces by utilizing roll-coat UV technology.

| | | | |
|-----|--------------------|-----|---------------------|
| AW | Artisan Walnut | MW | Mahogany Walnut |
| AS | Asian Night | MAS | Mesa Sunset* |
| CO | Columbian Walnut | MTS | Metropolis Sky |
| DC | Dark Cherry | ORW | Oak Riftwood* |
| DFW | Dark Forest Walnut | PNW | Pinnacle Walnut |
| EW | Espresso | SCH | Select Cherry |
| FO | Fawn Oak* | SKC | Shaker Cherry |
| GC | Golden Cherry | SM | Sugar Maple |
| HW | Harvest Walnut | WTA | Weathered Ash* |
| HNW | Henna Walnut | WC | Williamsburg Cherry |
| LW | Legacy Walnut | | |

* Finish is Low Sheen

SOLID SURFACE (S) TABLE TOP OPTIONS

| | | | |
|----|--------------|-----|--------------|
| AR | Arroyo | SNW | Snow White |
| PE | Pebble Beach | SN | Starry Night |
| SE | Sedona | TN | Tundra |

SOLID SURFACE EDGE PROFILE OPTIONS

SI Straight



LEG OPTIONS

| | | | |
|------|--------------------------|-------------|--------|
| WLEG | Wood Leg, Specify Finish | | STD |
| CLEG | Chrome Leg | | \$ N/C |
| PLEG | Aluminum Leg | | \$ 216 |
| | ALUM Aluminum | BLK Black | |
| | MIST Mist | OYST Oyster | |
| | SUGC Sugar Cookie | | |

LEG WOOD FINISHES

Indiana Furniture uses a multi-step, hand-finishing process on all exposed wood frames. Legs feature a catalyzed varnish finish offering durability, lasting beauty, and resistance to normal wear.

| | | | |
|-----|---------------------|-----|---------------------|
| AW | Artisan Walnut | MW | Mahogany Walnut |
| AS | Asian Night | MAS | Mesa Sunset* |
| BW | Beigewood* | MTS | Metropolis Sky |
| BL | Black | MNR | Midnight Run |
| CO | Columbian Walnut | NTM | Natural Marrone* |
| DC | Dark Cherry | ORW | Oak Riftwood* |
| DFW | Dark Forest Walnut* | PNW | Pinnacle Walnut |
| WH | Designer White | PTK | Portico Teak* |
| EF | Espresso | RC | River Cherry* |
| FO | Fawn Oak* | SCH | Select Cherry |
| FLW | Florence Walnut* | SPW | Sepia Walnut* |
| GC | Golden Cherry | SKC | Shaker Cherry |
| HVM | Harvest Maple* | SBP | Smoky Brown Pear* |
| HW | Harvest Walnut | TK | Studio Teak |
| HNW | Henna Walnut | SM | Sugar Maple |
| KHE | Kirsche | WTA | Weathered Ash* |
| LW | Legacy Walnut | WNB | White Nebbia |
| | | WC | Williamsburg Cherry |

* Finish is Low Sheen

UPHOLSTERY OPTIONS

Available in single upholstery in a wide variety of graded-in or contract options, including fabric, vinyl, and leather.

POWER OPTIONS

| | | |
|---------|--|--------|
| PWRUSBA | One (1) Power and One (1) USB A+C Aluminum | \$ 884 |
|---------|--|--------|

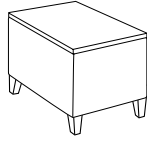
CERTIFICATIONS & COMPLIANCE

- CAL 117-2013 Compliance
- Intertek Sustainability Certified
- BIFMA level® Certified
- BIFMA Compliant® Certified
- TSCA Title VI (CARB) Compliance
- Contributes to LEED®, Green Globes®, and WELL® Sustainable Programs

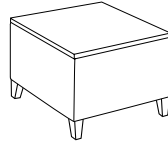
Freestanding Tables (Upholstered Chassis with TFL, Veneer, or Solid Surface Top)




End Table:
378-1626ET
[\(See Details\)](#)



Lamp Table:
378-2226ET
[\(See Details\)](#)



Magazine Table:
378-2626MT
[\(See Details\)](#)



One (1) Power and
One (1) USB A+C
Outlet

| Item | Model No. | | W | D | H | Ship Wt | Cubic Ft | List Price | |
|------------------|------------|---------------|----|-----|-----|---------|----------|------------|------|
| END TABLE | 378-1626ET | TFL | 16 | 26½ | 15½ | 42 | 11.0 | T\$ | 958 |
| | | Veneer | | | | | | W\$ | 1067 |
| | | Solid Surface | | | | | | S\$ | 1755 |



Must Specify (in this order):

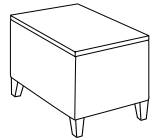
- Model #
- Surface Material
- Finish/Color
- Fabric
- Leg/Color
- Optional Power

Description

- Standard with: Upholstered Chassis and Wood Legs
- Choose TFL (T), Veneer (W), or Solid Surface (S) Top; [Specify Surface Material and Color](#)
- Add Upholstery Grade Pricing to Top Material Price
- Choose from [Three Leg Options](#) and Centered [Power Option](#)

| Add List Price/Grade | Yards | COM/1 | 2 | 3 | 4 | 5 | 6 | 7 | 8 | 9 | 10 | L1 | L2 |
|----------------------|-------|-------|----|----|-----|-----|-----|-----|-----|-----|-----|-----|-----|
| Single Upholstery | 1.00 | \$ 0 | 52 | 96 | 139 | 204 | 270 | 364 | 462 | 576 | 708 | 330 | 471 |

| | | | | | | | | | |
|-------------------|------------|---------------|----|-----|-----|----|------|-----|------|
| LAMP TABLE | 378-2226ET | TFL | 22 | 26½ | 15½ | 48 | 12.0 | T\$ | 1005 |
| | | Veneer | | | | | | W\$ | 1235 |
| | | Solid Surface | | | | | | S\$ | 2079 |



Must Specify (in this order):

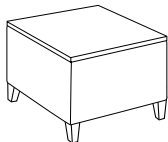
- Model #
- Surface Material
- Finish/Color
- Fabric
- Leg/Color
- Optional Power

Description

- Standard with: Upholstered Chassis and Wood Legs
- Choose TFL (T), Veneer (W), or Solid Surface (S) Top; [Specify Surface Material and Color](#)
- Add Upholstery Grade Pricing to Top Material Price
- Choose from [Three Leg Options](#) and Centered [Power Option](#)

| Add List Price/Grade | Yards | COM/1 | 2 | 3 | 4 | 5 | 6 | 7 | 8 | 9 | 10 | L1 | L2 |
|----------------------|-------|-------|----|----|-----|-----|-----|-----|-----|-----|-----|-----|-----|
| Single Upholstery | 1.00 | \$ 0 | 52 | 96 | 139 | 204 | 270 | 364 | 462 | 576 | 708 | 330 | 471 |

| | | | | | | | | | |
|-----------------------|------------|---------------|-----|-----|-----|----|------|-----|------|
| MAGAZINE TABLE | 378-2626MT | TFL | 26½ | 26½ | 15½ | 57 | 15.0 | T\$ | 1064 |
| | | Veneer | | | | | | W\$ | 1308 |
| | | Solid Surface | | | | | | S\$ | 2364 |



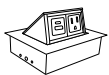
Must Specify (in this order):

- Model #
- Surface Material
- Finish/Color
- Fabric
- Leg/Color
- Optional Power

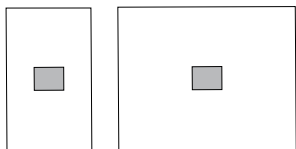
Description

- Standard with: Upholstered Chassis and Ganging Hardware
- Choose TFL (T), Veneer (W), or Solid Surface (S) Top; [Specify Surface Material and Color](#)
- Add Upholstery Grade Pricing to Top Material Price
- Choose from [Three Leg Options](#) and Centered [Power Option](#)

| Add List Price/Grade | Yards | COM/1 | 2 | 3 | 4 | 5 | 6 | 7 | 8 | 9 | 10 | L1 | L2 |
|----------------------|-------|-------|----|----|-----|-----|-----|-----|-----|-----|-----|-----|-----|
| Single Upholstery | 1.00 | \$ 0 | 52 | 96 | 139 | 204 | 270 | 364 | 462 | 576 | 708 | 330 | 471 |



1 Power and 1 USB A+C Outlet



Power is centered into End, Lamp, and Magazine Tables, as shown above

T = TFL W = Veneer S = Solid Surface

For ordering options, [see overview at the beginning of this section.](#)

Jefferson echoes history and creates a timeless foundation for today's sophisticated work place. Finely crafted in select solids with walnut veneers, the tailored details of this collection accentuate our expert craftsmanship and perfect attention to detail.

CONSTRUCTION

- Veneers on exposed surfaces are select grade sliced American Black Walnut and Cherry are carefully selected and matched to assure proper balance and consistency
- Veneer and HPL tops featuring the C2 tops are 5-ply balanced construction, 1 $\frac{3}{16}$ " thick, with solid hardwood mitered rims
- Grain direction runs left to right
- All units ship with heavy duty, adjustable leveling glides to ensure proper leveling and compensation for uneven floors
- Some assembly required

HOW TO ORDER EXAMPLE

| Model No. | Description | Example |
|-----------|--------------|---------|
| 46-1824ET | Top Material | W |
| | Finish | LW |

VENEER (W) AND PREMIUM VENEER (PV) OPTIONS

Veneer tops feature UVAdvantage, an ultra-violet finish, on all exposed surfaces by utilizing roll-coat UV technology. Apron rails and table legs use a multi-step, hand finished process with a catalyzed finish.

| | | | |
|-----|--------------------|-----|---------------------|
| AW | Artisan Walnut | LW | Legacy Walnut |
| CO | Columbian Walnut | MW | Mahogany Walnut |
| DC | Dark Cherry | MTS | Metropolis Sky** |
| DFW | Dark Forest Walnut | PNW | Pinnacle Walnut** |
| EW | Espresso | SCH | Select Cherry |
| GC | Golden Cherry | SKC | Shaker Cherry |
| HW | Harvest Walnut | WC | Williamsburg Cherry |
| HNW | Henna Walnut** | | |

** Available in Standard Veneer Only

HPL (P) TOP OPTIONS

WOODGRAIN

| | | | |
|----|------------------|-----|---------------------|
| CO | Columbian Walnut | PNW | Pinnacle Walnut |
| EF | Espresso | SCH | Select Cherry |
| GC | Golden Cherry | SKC | Shaker Cherry |
| MW | Mahogany Walnut | WC | Williamsburg Cherry |

TABLE EDGE PROFILE

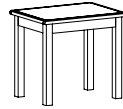


C2

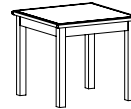
CERTIFICATIONS & COMPLIANCE

- Intertek Sustainability Certified
- BIFMA level® Certified
- BIFMA Compliant® Certified
- TSCA Title VI (CARB) Compliance
- Contributes to LEED®, Green Globes®, and WELL® Sustainable Programs

STATEMENT OF LINE



End Table:
46-1824ET
[\(See Details\)](#)

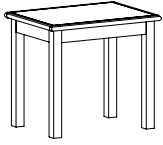


Lamp Table:
46-2424LT
[\(See Details\)](#)



Magazine Table:
46-1847MT
[\(See Details\)](#)

| Item | Model No. | W | D | H | Ship Wt | Cubic Ft | List Price |
|-----------|-----------|----|----|----------------------------------|---------|----------|-------------------------|
| END TABLE | 46-1824ET | 24 | 18 | 21 ²⁵ / ₃₂ | 27 | 2.0 | W/P\$ 1357 PV\$ 1521 |

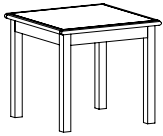
**Description**

- Available with Veneer (PV/W) or HPL (P) Top, [See Color Options and Specify](#)
- Hardwood Legs
- Some Assembly Required

Must Specify (in this order):

Model #
Top Material
Finish/Color

| | | | | | | | |
|------------|-----------|----|----|----------------------------------|----|-----|-------------------------|
| LAMP TABLE | 46-2424LT | 24 | 24 | 21 ²⁵ / ₃₂ | 37 | 3.3 | W/P\$ 1728 PV\$ 1935 |
|------------|-----------|----|----|----------------------------------|----|-----|-------------------------|

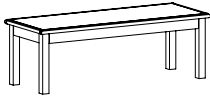
**Description**

- Available with Veneer (PV/W) or HPL (P) Top, [See Color Options and Specify](#)
- Hardwood Legs
- Some Assembly Required

Must Specify (in this order):

Model #
Top Material
Finish/Color

| | | | | | | | |
|----------------|-----------|----|----|----------------------------------|----|-----|-------------------------|
| MAGAZINE TABLE | 46-1847MT | 47 | 18 | 15 ²⁵ / ₃₂ | 42 | 3.4 | W/P\$ 1632 PV\$ 1828 |
|----------------|-----------|----|----|----------------------------------|----|-----|-------------------------|

**Description**

- Available with Veneer (PV/W) or HPL (P) Top, [See Color Options and Specify](#)
- Hardwood Legs
- Optional 30"H Legs
- Some Assembly Required

Must Specify (in this order):

Model #
Top Material
Finish/Color
Leg

Leg Option: Specify & Add

| | | | | |
|-------|-----------|----|-----|--------|
| SH-46 | 30"H Legs | 20 | 0.9 | \$ 223 |
|-------|-----------|----|-----|--------|



C2

P = HPL W = Veneer

For ordering options, [see overview at the beginning of this section.](#)

Discover the perfect table collection that goes anywhere. With a mix of materials, Jot complements a diverse range of interiors from ultra modern to classic. Its metal base, available in five refreshed colors, supports tops in solid surface, veneer, or laminate. Scaled for a perfect fit, Jot makes a great first impression front and center or corner-tucked for convenient storage. Jot's UV Advantage finish features a crystal clear topcoat developed for durability in high traffic areas.

CONSTRUCTION

- Veneer tops are 3/4" thick with veneer edge bands; made of select grade, sliced Black Walnut, Cherry, Maple, or Composite species
- TFL tops are 3/4" thick with a 1mm PVC edge band; Designer White, Sugar Maple, and Williamsburg Cherry feature ABS edge bands
- Solid surface tops are 3/4" thick and are available in six colors and two edge profiles
- Bases are manufactured using 3/4" steel frames and powder coated in your choice of five standard colors
- Joints on bases are mitered and fully welded for maximum strength and durability
- Tops are securely fastened to the bases with metal screws
- Ships fully assembled

HOW TO ORDER EXAMPLES

| | | |
|------------|--------------------------------|------|
| 410-1412AT | Top Material | T |
| | Finish | TK |
| | Edge Detail (if applicable) | - |
| | Metal Base Color | ALUM |

TFL (T) LAMINATE TABLE TOP OPTIONS

WOODGRAIN

| | | | |
|-----|------------------|-----|---------------------|
| AS | Asian Night | PNW | Pinnacle Walnut |
| BW | Beigewood | PTK | Portico Teak |
| CO | Columbian Walnut | RC | River Cherry |
| EF | Espresso | SPW | Sepia Walnut |
| FLW | Florence Walnut | SCH | Select Cherry |
| GC | Golden Cherry | SKC | Shaker Cherry |
| HVM | Harvest Maple | SBP | Smoky Brown Pear |
| KHE | Kirsche | TK | Studio Teak |
| MW | Mahogany Walnut | SM | Sugar Maple |
| MNR | Midnight Run | WTA | Weathered Ash |
| NTM | Natural Marrone | WNB | White Nebbia |
| ORW | Oak Riftwood | WC | Williamsburg Cherry |

SOLID

| | | | |
|----|----------------|-----|--------------|
| BL | Black | FHG | Fashion Grey |
| WH | Designer White | SG | Slate Grey |

VENEER (W) TABLE TOP OPTIONS

Tops feature UV Advantage, an ultra-violet finish, on all exposed surfaces by utilizing roll-coat UV technology.

| | | | |
|-----|--------------------|-----|---------------------|
| AW | Artisan Walnut | MW | Mahogany Walnut |
| AS | Asian Night | MAS | Mesa Sunset* |
| CO | Columbian Walnut | MTS | Metropolis Sky |
| DC | Dark Cherry | ORW | Oak Riftwood* |
| DFW | Dark Forest Walnut | PNW | Pinnacle Walnut |
| EW | Espresso | SCH | Select Cherry |
| FO | Fawn Oak* | SKC | Shaker Cherry |
| GC | Golden Cherry | SM | Sugar Maple |
| HW | Harvest Walnut | WTA | Weathered Ash* |
| HNW | Henna Walnut | WC | Williamsburg Cherry |
| LW | Legacy Walnut | | |

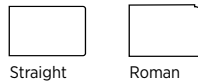
* Finish is Low Sheen

SOLID SURFACE (S) TABLE TOP OPTIONS

| | | | |
|----|--------------|-----|--------------|
| AR | Arroyo | SNW | Snow White |
| PE | Pebble Beach | SN | Starry Night |
| SE | Sedona | TN | Tundra |

SOLID SURFACE EDGE PROFILE OPTIONS

| | |
|----|----------|
| S1 | Straight |
| S2 | Roman |

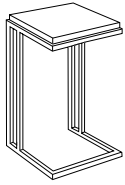


METAL BASE OPTIONS

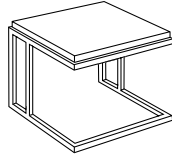
| | | | |
|------|----------|------|--------------|
| ALUM | Aluminum | OYST | Oyster |
| BLK | Black | SUGC | Sugar Cookie |
| MIST | Mist | | |

CERTIFICATIONS & COMPLIANCE

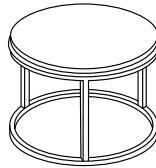
- Intertek Sustainability Certified
- BIFMA level® Certified
- BIFMA Compliant® Certified
- TSCA Title VI (CARB) Compliance
- Contributes to LEED®, Green Globes®, and WELL® Sustainable Programs



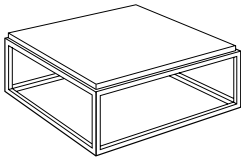
Auxiliary Table:
410-1412AT
[\(See Details\)](#)



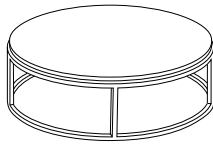
Square End Tables:
410-1818ET: 18"
410-2424ET: 24"
[\(See Details\)](#)



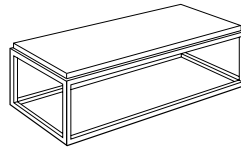
Round End Table:
410-2020CT
[\(See Details\)](#)



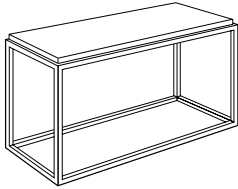
Square Cocktail Table:
410-3636SQ
[\(See Details\)](#)



Round Cocktail Table:
410-3636CT
[\(See Details\)](#)

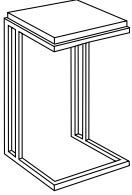


Rectangular Cocktail Table:
410-2248MT
[\(See Details\)](#)



Console Table:
410-1848ST
[\(See Details\)](#)

| Item | Model No. | | W | D | H | Ship Wt | Cubic Ft | List Price |
|-----------------|------------|---------------|-----|----|-----|---------|----------|------------|
| AUXILIARY TABLE | 410-1412AT | TFL | 12½ | 14 | 26½ | 46 | 8.6 | T\$ 1299 |
| | | Veneer | | | | | | W\$ 1459 |
| | | Solid Surface | | | | | | S\$ 2369 |



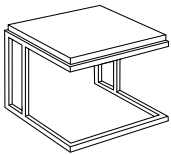
Must Specify (in this order):

Model #
Top Material
Finish/Color
Edge Profile (if applicable)
Base Color

Description

- Standard with: Decorative Metal Base and Nylon Glides
- Select Your Choice of TFL (T), Veneer (W), or Solid Surface (S) Top; [See Top and Base Color Options](#)

| Item | Model No. | | W | D | H | Ship Wt | Cubic Ft | List Price |
|------------------|------------|---------------|----|----|----|---------|----------|------------|
| SQUARE END TABLE | 410-2424ET | TFL | 24 | 24 | 20 | 46 | 8.6 | T\$ 1281 |
| | | Veneer | | | | | | W\$ 1565 |
| | | Solid Surface | | | | | | S\$ 2771 |
| | 410-1818ET | TFL | 18 | 18 | 20 | 34 | 5.1 | T\$ 1196 |
| | | Veneer | | | | | | W\$ 1411 |
| | | Solid Surface | | | | | | S\$ 2304 |



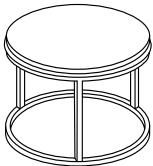
Must Specify (in this order):

Model #
Top Material
Finish/Color
Edge Profile (if applicable)
Base Color

Description

- Standard with: Decorative Metal Base and Nylon Glides
- Select Your Choice of TFL (T), Veneer (W), or Solid Surface (S) Top; [See Top and Base Color Options](#)

| Item | Model No. | | W | D | H | Ship Wt | Cubic Ft | List Price |
|-----------------|------------|---------------|----|----|----|---------|----------|------------|
| ROUND END TABLE | 410-2020CT | TFL | 20 | 20 | 20 | 36 | 6.2 | T\$ 1162 |
| | | Veneer | | | | | | W\$ 1484 |
| | | Solid Surface | | | | | | S\$ 4329 |



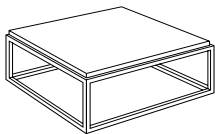
Must Specify (in this order):

Model #
Top Material
Finish/Color
Edge Profile (if applicable)
Base Color

Description

- Standard with: Decorative Metal Base and Adjustable Levelers
- Select Your Choice of TFL (T), Veneer (W), or Solid Surface (S) Top; [See Top and Base Color Options](#)

| Item | Model No. | | W | D | H | Ship Wt | Cubic Ft | List Price |
|-----------------------|------------|---------------|----|----|----|---------|----------|------------|
| SQUARE COCKTAIL TABLE | 410-3636SQ | TFL | 36 | 36 | 15 | 68 | 13.4 | T\$ 1535 |
| | | Veneer | | | | | | W\$ 1857 |
| | | Solid Surface | | | | | | S\$ 4594 |



Must Specify (in this order):

Model #
Top Material
Finish/Color
Edge Profile (if applicable)
Base Color

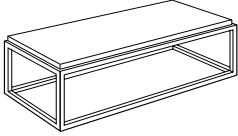
Description

- Standard with: Decorative Metal Base and Nylon Glides
- Select Your Choice of TFL (T), Veneer (W), or Solid Surface (S) Top; [See Top and Base Color Options](#)

T = TFL W = Veneer S = Solid Surface

For ordering options, [see overview at the beginning of this section.](#)

| Item | Model No. | | W | D | H | Ship Wt | Cubic Ft | List Price |
|----------------------------|------------|---------------|----|----|----|---------|----------|------------|
| RECTANGULAR COCKTAIL TABLE | 410-2248MT | TFL | 48 | 22 | 15 | 92 | 11.0 | T\$ 1462 |
| | | Veneer | | | | | | W\$ 1731 |
| | | Solid Surface | | | | | | S\$ 3759 |



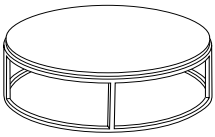
Must Specify (in this order):

Model #
Top Material
Finish/Color
Edge Profile (if applicable)
Base Color

Description

- Standard with: Decorative Metal Base and Nylon Glides
- Select Your Choice of TFL (T), Veneer (W), or Solid Surface (S) Top; [See Top and Base Color Options](#)

| | | | | | | | | |
|----------------------|------------|---------------|----|----|----|----|------|----------|
| ROUND COCKTAIL TABLE | 410-3636CT | TFL | 36 | 36 | 15 | 68 | 13.4 | T\$ 1451 |
| | | Veneer | | | | | | W\$ 1844 |
| | | Solid Surface | | | | | | S\$ 6617 |



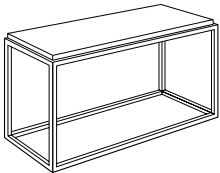
Must Specify (in this order):

Model #
Top Material
Finish/Color
Edge Profile (if applicable)
Base Color

Description

- Standard with: Decorative Metal Base and Adjustable Levels
- Select Your Choice of TFL (T), Veneer (W), or Solid Surface (S) Top; [See Top and Base Color Options](#)

| | | | | | | | | |
|---------------|------------|---------------|----|----|----|----|------|----------|
| CONSOLE TABLE | 410-1848ST | TFL | 48 | 18 | 28 | 86 | 17.4 | T\$ 1573 |
| | | Veneer | | | | | | W\$ 1871 |
| | | Solid Surface | | | | | | S\$ 3562 |



Must Specify (in this order):

Model #
Top Material
Finish/Color
Edge Profile (if applicable)
Base Color

Description

- Standard with: Decorative Metal Base and Adjustable Levels
- Select Your Choice of TFL (T), Veneer (W), or Solid Surface (S) Top; [See Top and Base Color Options](#)

T = TFL W = Veneer S = Solid Surface

For ordering options, [see overview at the beginning of this section.](#)

Create a variety of looks from refined transitional to clean contemporary with an abundance of finishes and edge details. Madera features ultra violet finish for long lasting beauty in corporate environments, as well as a premium veneer option, which offers a grade of veneer exceeding the general commercial market standards.

CONSTRUCTION

- Choose from premium veneer or select veneer on exposed surfaces in American Black Walnut, White Oak, Cherry, or Maple species
- Veneer tops are available in the 6 edge profiles and have a 5-ply balanced construction, 1 $\frac{3}{16}$ " thick, with hardwood rims
- High pressure laminate (HPL) tops have a 3-ply balanced construction, 1 $\frac{3}{16}$ " thick, with solid hardwood rims
- Grain direction runs left to right
- All units ship with heavy duty, adjustable leveling glides to ensure proper leveling and compensation for uneven floors
- Ships fully assembled

HOW TO ORDER EXAMPLE

| Model No. | Description | Example |
|-----------|--------------|---------|
| 14-1824ET | Top Material | W |
| | Finish | AW |
| | Edge Profile | X |

PREMIUM VENEER (PV) AND VENEER (W) OPTIONS

Veneer features UVAdvantage, an ultra-violet finish, on all exposed surfaces by utilizing roll-coat UV technology

| | | | |
|-----|----------------------|-----|-----------------------|
| AW | Artisan Walnut** | MW | Mahogany Walnut** |
| AS | Asian Night | MAS | Mesa Sunset* |
| CO | Columbian Walnut** | MTS | Metropolis Sky |
| DC | Dark Cherry** | ORW | Oak Riftwood* |
| DFW | Dark Forest Walnut** | PNW | Pinnacle Walnut |
| EW | Espresso** | SCH | Select Cherry** |
| FO | Fawn Oak*,** | SKC | Shaker Cherry** |
| GC | Golden Cherry** | SM | Sugar Maple |
| HW | Harvest Walnut** | WTA | Weathered Ash |
| HNW | Henna Walnut | WC | Williamsburg Cherry** |
| LW | Legacy Walnut** | | |

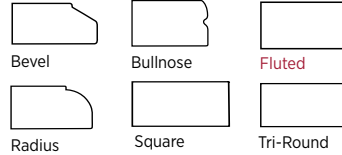
* Finish is Low Sheen ** Available in Premium Veneer (PV)

HPL (P) LAMINATE OPTIONS

| | | | |
|-----|------------------|-----|---------------------|
| AS | Asian Night | PNW | Pinnacle Walnut |
| CO | Columbian Walnut | SCH | Select Cherry |
| EF | Espresso | SKC | Shaker Cherry |
| GC | Golden Cherry | SM | Sugar Maple |
| MW | Mahogany Walnut | WC | Williamsburg Cherry |
| ORW | Oak Riftwood | WTA | Weathered Ash |

TABLE EDGE PROFILE

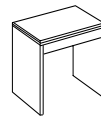
| | | | |
|---|----------|---|-----------|
| B | Bevel | A | Radius |
| D | Bullnose | Y | Square |
| X | Fluted | E | Tri-Round |



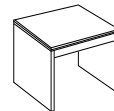
CERTIFICATIONS & COMPLIANCE

- Intertek Sustainability Certified
- BIFMA level® Certified
- BIFMA Compliant® Certified
- TSCA Title VI (CARB) Compliance
- Contributes to LEED®, Green Globes®, and WELL® Sustainable Programs

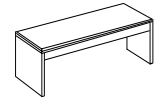
STATEMENT OF LINE



End Table:
14-1824ET
([See Details](#))

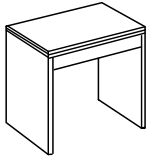


Lamp Table:
14-2828LT
([See Details](#))



Magazine Table:
14-1847MT
([See Details](#))

| Item | Model No. | | W | D | H | Ship Wt | Cubic Ft | List Price | |
|-----------|-----------|----------------|----|----|-------------------|---------|----------|------------|------|
| END TABLE | 14-1824ET | Veneer or HPL | 24 | 18 | 21 $\frac{1}{16}$ | 48 | 7.6 | W/P\$ | 1365 |
| | | Premium Veneer | | | | | | PV\$ | 1599 |



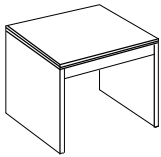
Description

- Standard with: Left to Right Grain Direction on Worksurface, Vertical Grain Direction on Solid End Panels
- Available in Premium Veneer (PV) or Standard Veneer (W); [See Finish Options and Specify](#)
- Available with Veneer (PV/W) or HPL (P) Top; [See Color Options and Specify](#)
- Ships Assembled

Must Specify (in this order):

- Model
- Premium or Standard Veneer
- Chassis
- Top Surface Material
- Finish/Color
- Edge Profile

| | | | | | | | | | |
|------------|-----------|----------------|----|----|-------------------|----|------|-------|------|
| LAMP TABLE | 14-2828LT | Veneer or HPL | 28 | 28 | 21 $\frac{1}{16}$ | 56 | 12.3 | W/P\$ | 1768 |
| | | Premium Veneer | | | | | | PV\$ | 2072 |



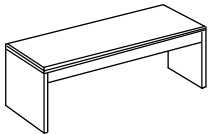
Description

- Standard with: Left to Right Grain Direction on Worksurface, Vertical Grain Direction on Solid End Panels
- Available in Premium Veneer (PV) or Standard Veneer (W); [See Finish Options and Specify](#)
- Available with Veneer (PV/W) or HPL (P) Top; [See Color Options and Specify](#)
- Ships Assembled

Must Specify (in this order):

- Model
- Premium or Standard Veneer
- Chassis
- Top Surface Material
- Finish/Color
- Edge Profile

| | | | | | | | | | |
|----------------|-----------|----------------|----|----|-------------------|----|-----|-------|------|
| MAGAZINE TABLE | 14-1847MT | Veneer or HPL | 47 | 18 | 15 $\frac{1}{16}$ | 75 | 9.9 | W/P\$ | 1492 |
| | | Premium Veneer | | | | | | PV\$ | 1747 |

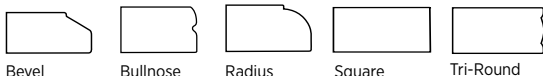


Description

- Standard with: Left to Right Grain Direction on Worksurface, Vertical Grain Direction on Solid End Panels
- Available in Premium Veneer (PV) or Standard Veneer (W); [See Finish Options and Specify](#)
- Available with Veneer (PV/W) or HPL (P) Top; [See Color Options and Specify](#)
- Ships Assembled

Must Specify (in this order):

- Model #
- Surface Material
- Finish/Color
- Edge Profile



Bevel Bullnose Radius Square Tri-Round

P = HPL W = Veneer PV = Premium Veneer

For ordering options, [see overview at the beginning of this section.](#)

Natta offers an agile solution for a variety of community spaces and meeting applications. With its simplicity of form, it can achieve a subtle effect and still provide an excellent solution for any meeting and breakout environment.

CONSTRUCTION

- Exposed parts are manufactured using European Beech
- Joints are double-doweled or mortised and tenoned, screwed, and glued for maximum strength and durability
- Frames are individually hand assembled and sanded prior to being finished; Legs are 9¾”H on the rectangular table and 14”H on the square table
- Non-marring nylon glides included in each leg at floor level
- Tables have 1½” thick HPL surface with 1mm PVC edge band Square edge profile; Designer White, Sugar Maple, and Williamsburg Cherry feature ABS edge bands
- Ships fully assembled

HOW TO ORDER EXAMPLE

| Model No. | Description | Example |
|-----------|-------------|---------|
| MMIT-2 | Leg Finish | BW |
| | Top Color | WH |

HPL (P) LAMINATE OPTIONS ON TABLES TOPS

WOODGRAIN

| | | | |
|------------|----------------------|-----|---------------------|
| AS | Asian Night | PNW | Pinnacle Walnut |
| BW | Beigewood | PTK | Portico Teak |
| CO | Columbian Walnut | RC | River Cherry |
| EF | Espresso | SCH | Select Cherry |
| FLW | Florence Walnut | SPW | Sepia Walnut |
| GC | Golden Cherry | SKC | Shaker Cherry |
| HVM | Harvest Maple | SBP | Smoky Brown Pear |
| KHE | Kirsche | TK | Studio Teak |
| MW | Mahogany Walnut | SM | Sugar Maple |
| MNR | Midnight Run | WTA | Weathered Ash |
| NTM | Natural Marrone | WNB | White Nebbia |
| ORW | Oak Riftwood | WC | Williamsburg Cherry |

SOLID

| | | | |
|----|----------------|-----|--------------|
| BL | Black | FHG | Fashion Grey |
| WH | Designer White | SG | Slate Grey |

WOOD FINISHES AVAILABLE ON LEGS

| | | | |
|------------|-----------------------|-----|---------------------|
| AW | Artisan Walnut | MW | Mahogany Walnut |
| AS | Asian Night | MAS | Mesa Sunset* |
| BW | Beigewood* | MTS | Metropolis Sky |
| BL | Black | MNR | Midnight Run |
| CO | Columbian Walnut | NTM | Natural Marrone* |
| DC | Dark Cherry | ORW | Oak Riftwood* |
| DFW | Dark Forest Walnut* | PNW | Pinnacle Walnut |
| WH | Designer White | PTK | Portico Teak* |
| EF | Espresso | RC | River Cherry* |
| FO | Fawn Oak* | SCH | Select Cherry |
| FLW | Florence Walnut* | SPW | Sepia Walnut* |
| GC | Golden Cherry | SKC | Shaker Cherry |
| HVM | Harvest Maple* | SBP | Smoky Brown Pear* |
| HW | Harvest Walnut | TK | Studio Teak |
| HNW | Henna Walnut | SM | Sugar Maple |
| KHE | Kirsche | WTA | Weathered Ash* |
| LW | Legacy Walnut | WNB | White Nebbia |
| | | WC | Williamsburg Cherry |

* Finish is Low Sheen

TABLE EDGE PROFILE




Square

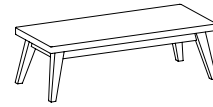
CERTIFICATIONS & COMPLIANCE

- Intertek Sustainability Certified
- BIFMA level® Certified
- BIFMA Compliant® Certified
- TSCA Title VI (CARB) Compliance
- Contributes to LEED®, Green Globes®, and WELL® Sustainable Programs

STATEMENT OF LINE




Square Table:
NAT-3
[\(See Details\)](#)



Rectangle Table:
NAT-4
[\(See Details\)](#)

| Item | Model No. | Chair Width | Chair Depth | Chair Height | Seat Width | Seat Depth | Seat Height | Arm Height | Ship Wt | Cubic Ft |
|--------------|-----------|-------------|-------------|--------------|------------|------------|-------------|------------|---------|----------|
| SQUARE TABLE | NAT-3 | | 22 | 22 | 16 | 31 | 10.8 | | \$ | 1013 |



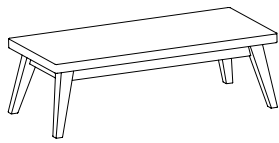
Must Specify (in this order):

Model #
Leg Finish
Top Color

Description

- Features Square Edge Profile
- Available with Contrasting Top and Leg Color; [See Colors and Specify](#)

| | | | | | | | | | | |
|-----------------|-------|--|----|----|----|----|------|--|----|------|
| RECTANGLE TABLE | NAT-4 | | 51 | 22 | 16 | 66 | 25.9 | | \$ | 1381 |
|-----------------|-------|--|----|----|----|----|------|--|----|------|



Must Specify (in this order):

Model #
Leg Finish
Top Color

Description

- Features Square Edge Profile
- Available in Contrasting Surface and Leg Color; [See Colors and Specify](#)



Square

Crafted in American veneers, Phoenix's clean, transitional styling is at ease in both contemporary and traditional settings. It is a perfect choice for value-minded companies who want a sophisticated, yet uncomplicated, solution.

CONSTRUCTION

- Veneers on exposed surfaces are select grade sliced American Black Walnut and Cherry, and are carefully selected and matched to assure proper balance and consistency
- Veneer tops are 5-ply balanced construction and 1 $\frac{1}{32}$ " thick. High pressure laminate (HPL) tops are 3-ply balanced construction and 1 $\frac{1}{32}$ " thick
- Grain direction runs left to right
- All units ship with heavy duty, adjustable leveling glides to ensure proper leveling and compensation for uneven floors
- Some assembly required

HOW TO ORDER EXAMPLE

| Model No. | Description | Example |
|-----------|--------------|---------|
| 21-1847MT | Top Material | P |
| | Finish | SKC |

VENEER (W) OPTIONS

Veneer features UVAdvantage, an ultra-violet finish, on all exposed surfaces by utilizing roll-coat UV technology. Apron rails and table legs use a multi-step, hand finished process with a catalyzed finish.

| | | | |
|-----|--------------------|-----|---------------------|
| AW | Artisan Walnut | LW | Legacy Walnut |
| CO | Columbian Walnut | MW | Mahogany Walnut |
| DC | Dark Cherry | MTS | Metropolis Sky |
| DFW | Dark Forest Walnut | PNW | Pinnacle Walnut |
| EW | Espresso | SCH | Select Cherry |
| GC | Golden Cherry | SKC | Shaker Cherry |
| HW | Harvest Walnut | WC | Williamsburg Cherry |
| HNW | Henna Walnut | | |

HPL (P) TOP OPTIONS

| | | | |
|----|------------------|-----|---------------------|
| CO | Columbian Walnut | PNW | Pinnacle Walnut |
| EF | Espresso | SCH | Select Cherry |
| GC | Golden Cherry | SKC | Shaker Cherry |
| MW | Mahogany Walnut | WC | Williamsburg Cherry |

TABLE EDGE PROFILE

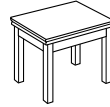


Phoenix

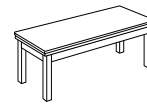
CERTIFICATIONS & COMPLIANCE

- Intertek Sustainability Certified
- BIFMA level® Certified
- BIFMA Compliant® Certified
- TSCA Title VI (CARB) Compliance
- Contributes to LEED®, Green Globes®, and WELL® Sustainable Programs

STATEMENT OF LINE

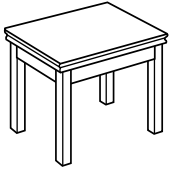


End Table:
21-1824ET
[\(See Details\)](#)



Magazine Table:
21-1847MT
[\(See Details\)](#)

| Item | Model No. | | W | D | H | Ship Wt | Cubic Ft | List Price |
|-----------|-----------|---------------|----|----|----|---------|----------|--------------------|
| END TABLE | 21-1824ET | HPL Veneer | 18 | 24 | 22 | 25 | 2.0 | P\$ 928 W\$ 980 |



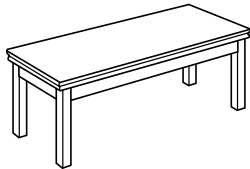
Description

- Available with Veneer (W) or HPL (P) Top, [See Color Options and Specify](#)
- Some Assembly Required

Must Specify (in this order):

Model #
Top Material
Finish/Color

| | | | | | | | | |
|----------------|-----------|---------------|----|----|----|----|-----|----------------------|
| MAGAZINE TABLE | 21-1847MT | HPL Veneer | 47 | 18 | 16 | 42 | 3.4 | P\$ 1210 W\$ 1322 |
|----------------|-----------|---------------|----|----|----|----|-----|----------------------|



Description

- Available with Veneer (W) or HPL (P) Top, [See Color Options and Specify](#)
- Some Assembly Required
- Optional 30" Leg; See Below

Leg Option: Specify & Add

| | | | | | | | | |
|---------|-----------|--|--|--|--|----|-----|--------|
| 30H-2SQ | 30"H Legs | | | | | 20 | 0.9 | \$ 223 |
|---------|-----------|--|--|--|--|----|-----|--------|

Must Specify (in this order):

Model #
Top Material
Finish/Color
Leg



Phoenix

P = HPL W = Veneer

For ordering options, [see overview at the beginning of this section.](#)

Plush Lounge seamlessly brings together the endurance needed for commercial spaces with the relaxed comforts of home. Introducing a smart range of freestanding and modular seating components, along with coordinating tables, that provide the flexibility and comfort needed in today's ever-changing environments.

CONSTRUCTION

- Exposed wood parts are kiln-dried hardwoods, selected from the highest grades of plain sliced hardwood veneers and are free of spirits, discoloration, pits, shakes, and wormholes
- Joints are mortised and tenoned, screwed, and glued for maximum strength and durability
- Maple Wood Legs are 2"Wx2½Dx6"H; Metal Legs are 2"Wx2"Dx6"H
- Non-marring adjustable nylon glides included at floor level
- Table tops are ¾" thick and feature a vertical square profiled edge



- Ships fully assembled

HOW TO ORDER EXAMPLES

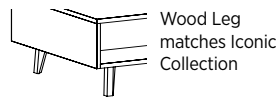
TABLE

| | | |
|------------|----------------|--------------|
| 620-2445CT | Top Material | W |
| | Finish/Color | ORW |
| | Cabinet Accent | CASG |
| | Leg | PLALUM |
| | Leg Finish | - |
| | Power Location | C |
| | Power | 01-DUOBEZELS |

TABLE LEG OPTIONS

Plush cocktail table comes standard with Black or Aluminum Metal legs. Optional Wood Leg matches our Iconic Caseloads Collection. Must Specify Leg and Color.

| | | |
|--------|---|--------|
| PLBLK | Black Metal Leg | STD |
| PLALUM | Aluminum Metal Leg | STD |
| ICON | Wood Leg (<i>Matches the Iconic Collection</i>) | \$ 328 |



LEG WOOD FINISHES

Indiana Furniture uses a multi-step, hand finishing process on all exposed wood. Table legs feature a catalyzed varnish finish which offers durability, lasting beauty, and resistance to normal wear.

| | | | |
|-----|---------------------|-----|---------------------|
| AW | Artisan Walnut | MAS | Mesa Sunset* |
| AS | Asian Night | MTS | Metropolis Sky |
| BW | Beigewood* | MNR | Midnight Run |
| BL | Black | NTM | Natural Marrone* |
| CO | Columbian Walnut | ORW | Oak Riftwood* |
| DC | Dark Cherry | PNW | Pinnacle Walnut |
| DFW | Dark Forest Walnut* | PTK | Portico Teak* |
| WH | Designer White | RC | River Cherry* |
| EF | Espresso | SCH | Select Cherry |
| FO | Fawn Oak* | SPW | Sepia Walnut* |
| FLW | Florence Walnut* | SKC | Shaker Cherry |
| GC | Golden Cherry | SBP | Smoky Brown Pear* |
| HVM | Harvest Maple* | TK | Studio Teak |
| HW | Harvest Walnut | SM | Sugar Maple |
| HNW | Henna Walnut | WTA | Weathered Ash* |
| KHE | Kirsche | WNB | White Nebbia |
| LW | Legacy Walnut | WC | Williamsburg Cherry |
| MW | Mahogany Walnut | | |

*Finish is Low Sheen

VENEER TABLES WITH VENEER (W) OR HPL (P) TOP OPTIONS

Veneer tables feature UVAdvantage, an ultra-violet finish, on all exposed surfaces by utilizing roll-coat UV technology.

Veneer tables available with Veneer (W) or HPL (P) Top. Must specify Top Material and Finish Color. Tables are available with contrasting chassis and leg colors.

| | | | |
|-----|-------------------------------|-----|----------------------------------|
| AW | Artisan Walnut | MW | Mahogany Walnut |
| AS | Asian Night [^] | MAS | Mesa Sunset* |
| CO | Columbian Walnut [^] | MTS | Metropolis Sky |
| DC | Dark Cherry | ORW | Oak Riftwood* [^] |
| DFW | Dark Forest Walnut | PNW | Pinnacle Walnut [^] |
| EW | Espresso [^] | SCH | Select Cherry |
| FO | Fawn Oak* | SKC | Shaker Cherry [^] |
| GC | Golden Cherry | SM | Sugar Maple [^] |
| HW | Harvest Walnut | WTA | Weathered Ash* [^] |
| HNW | Henna Walnut | WC | Williamsburg Cherry [^] |
| LW | Legacy Walnut | | |

*Finish is Low Sheen

[^]HPL Color Options with Veneer Tables

TFL TABLES WITH TFL (T) OR HPL (P) TOP OPTIONS

TFL tables available with TFL (T) or HPL (P) Top. Must specify Top Material and Color.

WOODGRAIN

| | | | |
|-----|------------------|-----|---------------------|
| AS | Asian Night | PTK | Portico Teak |
| BW | Beigewood | RC | River Cherry |
| CO | Columbian Walnut | SKC | Shaker Cherry |
| EF | Espresso | SPW | Sepia Walnut |
| FLW | Florence Walnut | SBP | Smoky Brown Pear |
| HVM | Harvest Maple | TK | Studio Teak |
| KHE | Kirsche | SM | Sugar Maple |
| MNR | Midnight Run | WTA | Weathered Ash |
| NTM | Natural Marrone | WNB | White Nebbia |
| ORW | Oak Riftwood | WC | Williamsburg Cherry |
| PNW | Pinnacle Walnut | | |

SOLID

| | | | |
|----|-------|----|----------------|
| BL | Black | WH | Designer White |
|----|-------|----|----------------|

INTERIOR CABINET TABLE ACCENT HPL (P) OPTIONS

Select Veneer tables feature an optional interior HPL accent color. See specific veneer tables for details.

| | | | |
|-------|----------------|-------|-----------------|
| CABL | Black | CAFK | First Kiss |
| CABSH | Blush | CASG | Slate Grey |
| CAWH | Designer White | CASV | Summer Vacation |
| CAFHG | Fashion Grey | CASUS | Surfin USA |




TABLE POWER OPTIONS

Power Options + Locations: Specify the grommet, power, and location.

| | | | |
|---|----------------|--|--------|
| Grommet | Specify | | \$ 52 |
| Black | GBR60 | | |
| Silver | GSR60 | | |
| Additional Power and Grommet Accessories, See Plush seating section | | | |
| D150 Wireless Charger | | | \$ 405 |
| Wireless & Three (3) USB Ports | | | |
| Black | 01-DOCK150B | | |
| White | 01-DOCK150W | | |
| D950 Wireless & USB Charger | | | \$ 265 |
| Wireless Charging | | | |
| Black | 01-DOCK950B | | |
| White | 01-DOCK950W | | |
| ECA Cove | | | \$ 975 |
| One (1) Electrical Power and Two (2) USB Outlets | | | |
| Black | 01-COV1UBL | | |
| Silver | 01-COV1UAL | | |

TABLE POWER OPTIONS CONTINUE

| | | | |
|---|--------------|--|--------|
| DUOBEZEL | | | \$ 675 |
| Two (2) Electrical Power, One (1) USB Charging Port and One (1) 60-Watt USB-C | | | |
| Black | 01-DUOBEZELB | | |
| White | 01-DUOBEZELS | | |
| Silver | 01-DUOBEZELW | | |

| | | | |
|--|---------------|--|--------|
| TRIOBEZEL | | | \$ 725 |
| Three (3) Electrical Power, One (1) USB Charging Port, One (1) 60-Watt USB-C, and One (1) Open Data Port | | | |
| Black | 01-TRIOBEZELB | | |
| White | 01-TRIOBEZELS | | |
| Silver | 01-TRIOBEZELW | | |

Open Port Options for TRIOBEZEL

| | | |
|-----------------------------------|-------------|--------|
| VGA Data Port | 01-LCOMVGA | \$ 121 |
| HDMI Data Port (Open Market Only) | 01-LCOMHDMI | \$ 166 |
| RJ45 Data Port | 01-LCOMRJ45 | \$ 79 |

| | | | |
|---|--|--|---------|
| DPORT4 | | | \$ 1093 |
| Two (2) USB Outlets, and Two (2) Open Data Port | | | |

| | | |
|----------|------------|--|
| Aluminum | 01-DPORT4A | |
| Black | 01-DPORT4B | |

Port Options for DPORTS

| | | |
|---------------|------------|--------|
| USB Port | 01-USBPORT | \$ 161 |
| Voice Coupler | 01-VOICE1 | \$ 73 |
| Data Port | 01-RJ4DATA | \$ 167 |

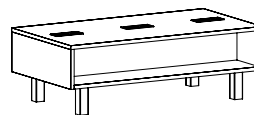
TABLE POWER LOCATIONS

| | | | |
|------|----------|-----|--------------------------|
| NONE | None | LC | Left and Centered |
| C | Centered | RC | Right and Centered |
| R | Right | LR | Left and Right |
| L | Left | LCR | Left, Right and Centered |

L/R: 6" from ends and 12" from front

C: 22½" from ends and 12" from front


All power options available in Left, Right and Center.



Cocktail Table Shown with Metal Leg and Three TRIOBEZEL on Left and Right and Center

CERTIFICATIONS & COMPLIANCE

- CAL 117-2013 Compliance
- Intertek Sustainability Certified
- BIFMA level® Certified
- BIFMA Compliant® Certified
- TSCA Title VI (CARB) Compliance
- Contributes to LEED®, Green Globes®, and WELL® Sustainable Programs

| Item | Model No. | | W | D | H | Ship Wt | Cubic Ft | List Price | |
|---|-------------|----------------|----|----|----|---------|----------|------------|------|
|  | 620-2445CT | Veneer/HPL | 45 | 24 | 15 | 77 | 9.4 | W/P\$ | 2169 |
| | | Veneer Chassis | | | | | | | |
| | 620-2445CTT | TFL | 45 | 24 | 15 | 77 | 9.4 | T\$ | 1325 |
| | | TFL Chassis | | | | | | P\$ | 1447 |
| | | HPL | | | | | | | |

Shown with Metal Leg

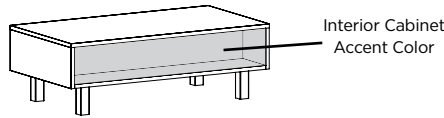
- Must Specify (in this order):
- Model #
 - Top Material
 - Finish/Color
 - Cabinet Accent Color (Veneer Only)
 - Leg
 - Leg Finish/Color
 - Power Location
 - Power

Description

- Standard with: Metal Legs
- Chassis Available in Veneer (W) or TFL (T); See [Veneer Finishes](#) and [TFL Color Options](#) and Specify
- Top Available with Veneer (W), TFL (T) or HPL (P), See [Veneer/HPL Finishes](#) and [TFL/HPL Color Options](#) and Specify
- Primary Finish and Wood Legs Available in Contrasting Finish Colors
- 9"D Cubby Area on Both Sides of the Table
- Optional Cabinet Interior Accent Color Available on Veneer Tables Only; [See Color Options and Specify](#)
- See [Leg Options](#) and [Power Options](#)

Veneer Table Cabinet Accent Option: Specify Color & Add

| | | |
|-------------------------------------|---|--------|
| Interior Cabinet Table Accent Color | Available on Veneer Tables Only; | \$ 191 |
| | See Color Options and Specify | |



In partnership with Pledge, a UK-based company, we welcome Spirit.

Spirit has a refined and inviting form, and capitalizes on versatility and comfort. Complete your waiting area, welcoming lobby, or office space with Spirit tables.

CONSTRUCTION

- Non-marring nylon glides included in each leg at floor level
- Tables have 1" TFL or 1½" HPL surface thickness with 1mm PVC edge band and Square edge profile; Designer White, Sugar Maple, and Williamsburg Cherry feature ABS edge bands
- Bases are comprised of bent wire frames or hardwood legs securely attached to a metal substructure.
- Black or Aluminum Powder Coat, and Chrome wireframes
- Ships fully assembled

HOW TO ORDER EXAMPLE

| Model No. | Description | Example |
|-----------|-------------|---------|
| ST11C | Top Color | WTA |
| | Base | STWFA |

TFL (T) AND HPL (P) LAMINATE TABLE OPTIONS

WOODGRAIN

| | | | |
|-----|------------------|-----|---------------------|
| AS | Asian Night | PNW | Pinnacle Walnut |
| BW | Beigewood | PTK | Portico Teak |
| CO | Columbian Walnut | RC | River Cherry |
| EF | Espresso | SCH | Select Cherry |
| FLW | Florence Walnut | SPW | Sepia Walnut |
| GC | Golden Cherry | SKC | Shaker Cherry |
| HVM | Harvest Maple | SBP | Smoky Brown Pear |
| KHE | Kirsche | TK | Studio Teak |
| MW | Mahogany Walnut | SM | Sugar Maple |
| MNR | Midnight Run | WTA | Weathered Ash |
| NTM | Natural Marrone | WNB | White Nebbia |
| ORW | Oak Riftwood | WC | Williamsburg Cherry |

SOLID

| | | | |
|----|----------------|-----|--------------|
| BL | Black | FHG | Fashion Grey |
| WH | Designer White | SG | Slate Grey |

TABLE BASE OPTIONS

Not all bases are available on each model. Check availability on pricing pages.

| | | |
|-------|---------------------------------|-------|
| STWFA | Wireframe, Aluminum | N/C |
| STWFB | Wireframe, Black | N/C |
| STWFC | Wireframe, Chrome | \$ 59 |
| SLBO | 4-Star Wood Base, Blonde Oak | N/C |
| SLSPW | 4-Star Wood Base, Spiced Walnut | N/C |

TABLE EDGE PROFILE



Square

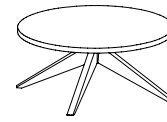
CERTIFICATIONS & COMPLIANCE

- Intertek Sustainability Certified
- BIFMA level® Certified
- BIFMA Compliant® Certified
- TSCA Title VI (CARB) Compliance
- Contributes to LEED®, Green Globes®, and WELL® Sustainable Programs

STATEMENT OF LINE

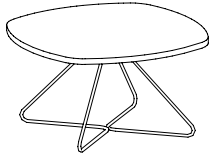


Spirit Table:
ST11C: TFL
ST11CH: HPL
[\(See Below\)](#)



Spirit Round Table:
SLT-1W: TFL
SLT-1WH: HPL
[\(See Below\)](#)

| Item | Model No. | | W | D | H | Ship Wt | Cubic Ft | List Price | |
|--------------|-----------|-----|----|----|----|---------|----------|------------|------|
| SPIRIT TABLE | ST11C | TFL | 27 | 27 | 17 | 31 | 11.4 | T\$ | 850 |
| | ST11CH | HPL | 27 | 27 | 17 | 31 | 11.4 | P\$ | 1026 |



Must Specify (in this order):

- Model #
- Top Color
- Base Color

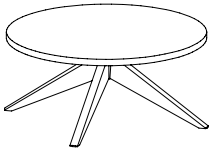
Description

- Standard with: 1" TFL Top or 1½" HPL Top ([See Top Colors and Specify](#)) and Wireframe Base (See Below)
- Features Square Edge Profile

Leg Option: Specify & Add

| | | |
|-------|---------------------|-------|
| STWFA | Wireframe, Aluminum | N/C |
| STWFB | Wireframe, Black | N/C |
| STWFC | Wireframe, Chrome | \$ 59 |

| | | | | | | | | | |
|--------------------|---------|-----|-----|-----|-----|----|------|-----|------|
| SPIRIT ROUND TABLE | SLT-1W | TFL | 31½ | 31½ | 14½ | 31 | 11.4 | T\$ | 1498 |
| | SLT-1WH | HPL | 31½ | 31½ | 14½ | 31 | 11.4 | P\$ | 1660 |



Must Specify (in this order):

- Model #
- Top Color
- Base Color

Description

- Standard with: 1" TFL Top or 1½" HPL Top ([See Top Colors and Specify](#)) and 4-Star Swivel Wood Base (Select Blonde Oak or Spiced Walnut)
- Features Square Edge Profile









































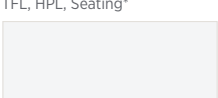


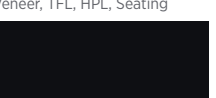







Square

T = TFL P = HPL

For ordering options, [see overview at the beginning of this section.](#)





Surface Materials

Wood Finishes and Woodgrain, Solid, and 3D Laminates







| | | | | | | |
|---|---|---|--|---|---|---|
|  |  |  |  |  |  | |
| Aspen White (AWH) SQ1 | White Nebbia (WNB) TFL, HPL, Seating | Beigewood (BW) TFL, HPL, Seating* | Natural Beech (NB) SQ1 | Sugar Maple (SM) Veneer, TFL, HPL, Seating | Oak Riftwood (ORW) Veneer*, TFL, HPL, Seating* | |
|  |  |  |  |  |  | |
| Kirsche (KHE) TFL, HPL, Seating | Fawn Oak (FO) Veneer*, Seating* | Truffle Rain (TR) SQ1 | River Cherry (RC) TFL, HPL, Seating* | Mesa Sunset (MAS) Veneer*, Seating* | Natural Marrone (NTM) TFL, HPL, Seating* | |
|  |  |  |  |  |  | |
| Studio Teak (TK) TFL, HPL, Seating | Pinnacle Walnut (PNW) Veneer, TFL, HPL, Seating | Harvest Maple (HVM) TFL, HPL, Seating* | Golden Cherry (GC) Veneer, TFL, HPL, Seating | Legacy Walnut (LW) Veneer, Seating | Artisan Walnut (AW) Veneer, Seating | |
|  |  |  |  |  |  | |
| Orchard (OR) SQ1 | Shaker Cherry (SKC) Veneer, TFL, HPL, Seating | Select Cherry (SCH) Veneer, TFL, HPL, Seating | Williamsburg Cherry (WC) Veneer, TFL, HPL, Seating | Harvest Walnut (HW) Veneer, Seating | Dark Cherry (DC) Veneer, Seating | |
|  |  |  |  |  |  | |
| Mahogany Walnut (MW) Veneer, TFL, HPL, Seating | Henna Walnut (HNW) Veneer, Seating | Columbian Walnut (CO) Veneer, TFL, HPL, Seating | Sepia Walnut (SPW) TFL, HPL, Seating* | Florence Walnut (FLW) TFL, HPL, Seating* | Dark Forest Walnut (DFW) Veneer, Seating* | |
|  |  |  |  |  |  | |
| Ember Gray (EG) SQ1 | Espresso (EW/EF) Veneer, TFL, HPL, Seating | Portico Teak (PTK) TFL, HPL, Seating* | Weathered Ash (WTA) Veneer*, TFL, HPL, Seating* | Smoky Brown Pear (SBP) TFL, HPL, Seating* | Asian Night (AS) Veneer, TFL, HPL, Seating | |
|  |  |  |  |  |  | |
| Midnight Run (MNR) TFL, HPL, Seating | Metropolis Sky (MTS) Veneer, Seating | Designer White (WH) TFL, HPL, Seating | Fashion Grey (FHG) TFL, HPL | Slate Grey (SG) TFL, HPL | Black (BL) TFL, HPL, Seating | |
|  |  |  |  |  |  |  |
| Matte White (WH3) 3D Laminate (Iconic Only) | Concrete (CR3) 3D Laminate (Iconic Only) | Matte Black (BL3) 3D Laminate (Iconic Only) | Blush (BSH) HPL Accent (Iconic+Plush Only) | First Kiss (FK) HPL Accent (Iconic+Plush Only) | Surfin USA (SUS) HPL Accent (Iconic+Plush Only) | Summer Vacation (SV) HPL Accent (Iconic+Plush Only) |

* Finish is Low Sheen










Frosted & High Gloss Acrylics

| | | | | |
|---|---|---|---|--|
|  |  |  |  |  |
| Frosted (FSTA) | White (WHA) | Wired Mercury (WMA) | Graphite (GPA) | Black (BLA) |





Solid Surfaces

| | | | | | |
|---|---|---|---|--|---|
|  |  |  |  |  |  |
| Snow White (SNW) | Pebble Beach (PE) | Sedona (SE) | Arroyo (AR) | Tundra (TN) | Starry Night (SN) |

Metal Options

| | | | | |
|---|---|---|---|--|
|  |  |  |  |  |
| Snow (SNOW) | Oyster White (OYST) | Sugar Cookie (SUGC) | Aluminum (ALUM) | Chrome (CHRM) |
|  |  |  |  | |
| Gold (GOLD) | Platinum (PLAT) | Mist (MIST) | Black (BLK) | |

Glass Options

| | |
|---|---|
|  |  |
| Gloss White (GWHG) (Catalyst + Strut) | Acid Etched White (GWHA) (Catalyst + Strut) |
|  |  |
| Gloss Black (GBLG) (Catalyst + Strut) | Acid Etched Black (GBLA) (Catalyst + Strut) |

Colors represented are high-resolution reproductions and may vary slightly from the actual product. To order samples, please contact our Customer Service team or order online at www.indianafurniture.com. Graining and finish colors may vary, yet will continue to complement, across Veneer, HPL, TFL, and Seating products due to the inherent differences of these materials.

Indiana[®] FURNITURE

1919 Hospitality Drive, Suite A
PO Box 270
Jasper, Indiana 47547-0270

Tel 812.482.5727

Toll 800.422.5727

Fax 812.482.9035

sales@indianafurniture.com

www.indianafurniture.com

Federal Classification: Small Business

©2024 Indiana Furniture 5/24

