

SEATING+ OCC. TABLES

PRICING EFFECTIVE MAY 13, 2024

Indiana
FURNITURE

Being over a century old hasn't slowed us down! Sure, we are still the reliable, ethical company that was born in southern Indiana, steeped in quality, craftsmanship, and service. But have you seen our latest introductions? We are making a splash with design and challenging the concept of modern offices. Go ahead. Take a look. You know you want to.

Our Pledge to People + Our Planet.

We've been making wood furniture longer than just about anyone...and we want to be doing so for a long time to come. That's a large part of why we take a stewardship approach to our resources. We believe that environmental sustainability and business profits need not be mutually exclusive. They can and should exist side by side in a mutually beneficial relationship. And for more than a century, we've been showing how it's done.

We've proven our commitment to a sustainable future by supporting the standards and programs that protect our home planet and human health. Whether it's local sourcing, reducing contaminants, implementing wellness and safety programs, or diverting waste from landfills, social responsibility is a part of every decision we make at Indiana Furniture.

One of the surest ways to reduce our impact on the planet is to make and buy things that last. And this one's a natural for us. Our products are made with craftsmanship and attention to detail that are a part of our more than a century-long legacy in wood manufacturing. And our products are backed by our 12-year warranty, which facilitates maintenance, servicing and reassembly.

All of our product lines:

- Are manufactured and assembled in the USA,
- Meet or exceed Indoor Air quality standards*,
- Meet or exceed BIFMA level® Sustainability standards and certification*,
- Conform to the BIFMA Compliance standards*,
- Comply with TSCA Title VI (CARB) standards,
- and can contribute to U.S. Green Building's LEED Program.

To learn more, simply go to www.IndianaFurniture.com/resources.



Ease of Specification

Whether you're looking to specify your office spaces or simply to visualize them in the options and surface materials you are desiring, we make it easy. You can find the entire Indiana Furniture portfolio on the following third-party, space-planning platforms.



* Recently launched or new products may still be in testing; Cush Pillows is currently not BIFMA Compliant due to no available compliance test.

<u>General Information & Conditions of Sale</u>	<u>2</u>
<u>Warranty</u>	<u>3</u>
<u>Seating</u>	<u>5</u>
General Seating Information	6
Amery Swivel + Guest Seating (150 Series)	7
Bakerstreet Lounge (400 Series)	11
Bliss Lounge (375 Series)	13
Bow Tie Guest Seating + Stools (170 Series) WS	17
Brea Guest Seating (510 Series)	19
Breman Swivel + Guest Seating (180 Series)	21
Britta Guest, Lounge + Tables (230 Series) WS	25
Cirka Guest Seating (200 Series)	31
Clutch Task + Swivel Seating (580 Series)	33
Dab Multi-Purpose Seating (900 Series)	36
Delphi Guest + High Capacity Seating (260 Series)	43
Fifteen Lounge + Tables by Pledge (15 Series)	45
Fifteen Pods + Tables by Pledge (15 Series)	67
Gleem Guest + High Capacity Seating (390 Series) WS	79
Gleem+ Guest + Bariatric Seating (390 Series) WS	85
Halsted Guest Seating (160 Series)	97
Isla Lounge + Tables (370 Series)	99
Joy Task + Swivel Seating (850 Series)	117
Kennerly Swivel + Guest Seating (130 Series)	125
KickStart Lounge + Tables (550 Series)	129
Marquee Guest Seating (420 Series) WS	149
Natta Benches, Stools + Tables by Pledge (NA Series)	153
Plush Lounge + Tables (620 Series)	157
Polka Lounge/Bench (PKL Series)	175
Portia Lounge (570 Series)	181
Reminisce Swivel + Guest Seating (110 Series)	183
Rockstar Task + Swivel (100 Series)	187
Runna Pouffes/Lounge by Pledge (RU Series)	191
Sernity Guest Seating (SN Series)	193
Spirit Guest, Lounge & Tables by Pledge (S Series)	197
Trift Guest Seating (980 Series)	203
Triple Play Multi-Height Lounge/Bench (3 Series)	209
Vive Guest Seating (300 Series)	211
<u>Accents</u>	<u>213</u>
Cush Pillows	214
<u>COM/COL & Graded-In Programs</u>	<u>217</u>
<u>Occasional Tables</u>	<u>243</u>
General Occasional Tables Information	244
Arlington End, Lamp + Magazine Tables (2900 Series)	245
Bailey End + Cocktail Tables (720 Series)	247
Britta End + Cocktail (230 Series)	251
Canvas End + Magazine Tables (6600 Series)	253
Cicero End, Lamp, Magazine + Console Tables (290 Series)	255
Gesso End + Magazine Tables (6500 Series)	257
Isla End, Lamp + Magazine Tables (370 Series)	259
Jefferson End, Lamp & Magazine Tables (4600 Series)	263
Jot Auxiliary, End, Cocktail + Console Tables (410 Series)	265
Madera End, Lamp + Magazine Tables (1400 Series)	269
Natta Tables by Pledge (MMI Series)	271
Phoenix End + Magazine Tables (2100 Series)	273
Plush Cocktail Tables (620 Series)	275
Spirit Tables by Pledge (S Series)	279

ORDERING INFORMATION

All orders should be emailed to neworders@indianafurniture.com.
Orders can be faxed to 812-482-9035 or mailed to:

Indiana Furniture
P.O. Box 270, 1919 Hospitality Dr., Ste. A
Jasper, IN 47547-0270

ORDER PROCEDURE

All orders must include purchase order number, billing address, ship-to address and phone number, and any special instructions.

When ordering casegoods or tables, give complete quantity, model number, finish and any other options.

When ordering seating, give complete quantity, model number, finish, fabric and any other options.

Within each series, an example of "How to Order" is illustrated at the beginning of each series section. For further clarification of order procedure, contact Customer Service.

PRICING

All prices shown are suggested retail prices F.O.B. Point of Origin, freight prepaid and allowed to one continental US destination. Prices, specifications and materials are subject to change without notice. Possession and/or distribution of this price list does not in itself constitute an offer to sell. Orders can be received only from authorized Indiana Furniture dealers. Orders will be billed at prices prevailing at time of shipment, unless acknowledged prior to the effective date of the price change, in which case billing will be at the price acknowledged.

ACKNOWLEDGMENT

All orders will be acknowledged promptly, showing how the order was entered, its approximate shipping date and other pertinent information. This acknowledgment is the final agreement between the customer and Indiana Furniture and is the exclusive statement of the terms thereof. Please examine this acknowledgment carefully and advise Indiana Furniture immediately of any discrepancies.
Note: Shipping fees will not be listed on the acknowledgment.

BUYER'S OBLIGATION: RIGHTS OF SELLER

If Indiana Furniture shall at any time doubt Buyer's financial responsibility, Indiana Furniture may decline to make shipments hereunder except upon receipt of cash payment in advance or security or other proof of responsibility satisfactory to Indiana Furniture. If buyer fails in any way to fulfill the terms and conditions set forth herein, Indiana Furniture may defer shipments until such default is corrected. Remedies provided herein shall be in addition to, and not in lieu of other remedies. Buyer agrees to abide by payment terms as listed on invoice. Buyer shall pay all reasonable costs and expenses, including attorney and collection fees, and late fees, incurred by Seller in connection with any amounts due for goods ordered.

CANCELLATIONS AND CHANGES

Due to immediate production on build-to-order items, all orders are considered firm and are not subject to cancellation or change without approval from Indiana Furniture. All approved changes are subject to additional charges and revised lead times.

PRODUCT DESIGN AND SPECIFICATION CHANGES

Indiana Furniture reserves the right to make changes in design and construction or discontinue products without prior notice.

REPAIR CHARGES

Indiana Furniture will only pay repair charges if Customer Service gives prior written authorization. No repair charge will be paid without advance approval at which time you will be issued a repair authorization number that will allow you to invoice Indiana Furniture for the completed work.

WAREHOUSE STORAGE CHARGES

If a shipment is held beyond 14 calendar days at your request, a **.084% per calendar day** (2.52% per month) storage charge will be assessed. The effective date will be 14 calendar days after the acknowledged ship date. Further, the prices applied to the order will be those in effect at the time of shipment.

DAMAGED MERCHANDISE

The consignee is responsible for filing claims with the carrier for damage and shortages. Claims for both obvious and concealed damage must be filed within 15 calendar days, and the damaged merchandise must not have been moved from the original receiving location. All damaged merchandise, including the cartons and packing materials, must be retained for inspection by either the carrier or by an Indiana Furniture Sales Representative. Indiana Furniture reserves the right to select the most cost effective way to repair or replace the damaged item. Once you have notified the carrier, please contact Customer Service for further assistance.

GENERAL INFORMATION & CONDITIONS OF SALE

Obvious Damage/Missing Cartons — Do not refuse merchandise damaged in transit. Indiana Furniture recommends the consignee inspect all merchandise upon arrival. If a shipment is received damaged or short, note all information on carrier's copy and your copy of freight bill and delivery receipt. Notify the delivering carrier and file a claim immediately. Pending the results of your claim, either Indiana Furniture or the carrier will cover 100% of the cost to repair or replace the damaged or missing item.

Concealed Damage — If concealed damage is discovered, notify the delivering carrier at once and request an inspection. This must be done within 15 calendar days of delivery. If the carrier will not perform the inspection, you should prepare an affidavit that you contacted them, noting the time and date, and that they failed to comply with your request. This, along with the other papers in your possession, will support the claim. Pending the results of your claim, the cost to repair or replace the item will be covered 1/3 by the carrier and 2/3 by Indiana Furniture for shipments less than a full truckload and 100% by Indiana Furniture for shipments of full truck loads.

RETURN MERCHANDISE

Merchandise will not be accepted for return without a RGA (Return Goods Authorization) issued by Indiana Furniture. We will consider issuing RGAs for the following reasons:

1. Manufacturing defect (inspected by Indiana Furniture representative)
2. Indiana Furniture order processing error
3. Shipping error
4. Mis-marked cartons
5. Duplicated shipments

If you have any questions as to whether your reason for return qualifies for consideration, please contact your Customer Service Representative. Merchandise must be returned within 60 days of the RGA issued date, or within 60 days upon receipt of replacement product to receive credit. Returns due to mis-marked cartons must also be returned in the original cartoning, with shipping labels intact, to receive credit.

All merchandise being returned must be properly packed and protected to ensure no further damage is incurred during transportation back to an Indiana Furniture facility. Upon receipt, all returned merchandise will be thoroughly inspected and the results compared to the reason for return stated on the RGA. Any discrepancies, such as additional damage, signs of usage, missing parts, etc., will result in an adjustment to the amount of credit issued.

DELIVERY AND FREIGHT CHARGES

All shipments are F.O.B. Point of Origin, Jasper, IN, freight prepaid and allowed dock to dock on 53' trailer. Ownership and responsibility of the merchandise becomes that of the buyer upon delivery to the freight company. Shipments into Alaska, Hawaii, Canada, Mexico, Puerto Rico and other exports are freight prepaid and allowed to port of exit.

Indiana Furniture reserves the right to select the most appropriate carrier and routing on all shipments. Indiana Furniture will attempt to accommodate requests for favored carriers and delivery times. Deliveries requested Monday through Thursday, after 3pm, will be assessed a \$300 per truck after hours fee. Deliveries requested after 3pm on Friday or on weekends, will be assessed a \$600 per truck weekend delivery fee.

Inside delivery and installation services are not included in the pricing shown. Any deviation from dock-to-dock delivery, such as but not limited to, non-dock, residential, or inside delivery must be specified on the order. Should these services be requested or required, all charges incurred will be charged to the "Sold To" of the order.

Shipments totaling less than \$3000 (net value, product only) will be assessed a small order fee of \$300 net per shipment. This fee will be reduced for items shipped via small package carriers. For order shipments of \$100 or less, shipped by small package carrier, the fee is \$18. For order shipments over \$100, shipped by small package carrier, the fee is \$40. All shipping fees will be added at the time of invoicing.

BIFMA AND ANSI TESTING

Indiana Furniture is a member of the Business and Institutional Furniture Manufacturer's Association (BIFMA). Tests developed by the BIFMA and approved by the American National Standards Institute (ANSI) determine the strength and durability of casegoods and seating in its everyday use. Although this testing does not serve as a warranty or guarantee, Indiana Furniture products within this price list have been tested by an independent verifying body and meet or exceed applicable BIFMA and ANSI standards.

Subject to the limitations set forth in this warranty, Indiana Furniture Industries, Inc. (“**Indiana Furniture**”) warrants to the original purchaser all product in this price list (“**Product**”) to be free from defects in material and workmanship given normal use for a 12-year period from the date of manufacture. During the applicable warranty period, Indiana Furniture, as its sole obligation, will repair or replace (in Indiana Furniture’s sole discretion) any Product, part, or component covered by this warranty and sold after May 13, 2024, which fails under normal use as a result of a defect in material or workmanship. Normal use is defined as the equivalent of a single shift, 40-hour work week. Indiana Furniture will repair or replace the defective Product, part, or component with a comparable Product, part, or component.

Warranty periods are limited for certain Products and parts as follows:

12-year Warranty (from the date of manufacture)

- Seating Mechanisms
- Veneers
- Laminates
- Casters and Glides

5-year Warranty (from the date of manufacture)

- Triple Play Series
- Electrical Components
- Pneumatic Cylinders
- Textiles, Foam, and Decorative Trim
- Swivel Arm Pads
- Keyboard Kits
- Lighting
- All Height Adjustable Mechanisms

3-year Warranty (from date of shipment)

- Dock 950 Wireless Charger
- Dock 150 Wireless and USB Charger

THIS WARRANTY DOES NOT COVER:


- Damage caused by a carrier or third party
- Normal or routine wear and tear
- Appearance, durability, quality, behavior, colorfastness, or any other attribute of customer’s own materials or any non-standard Indiana Furniture material (including CF Stinson, Maharam, Momentum, Mayer, UltraFabrics, Architex, and other alliance programs) specified by the customer and applied to a Product
- Color, grain or texture of wood, laminate and other covering materials
- Changes in wood or fabric color due to aging or exposure to light

As the manufacturer of the Product, Indiana Furniture stands behind its craftsmanship and pledges to do everything it can to reasonably resolve, as quickly as possible, any problems you may have with the Product within the terms and conditions of this warranty.

If you encounter a defect covered by the foregoing warranty, contact the dealer from whom you purchased the Product. If the dealer is unable to resolve your warranty issues, you should contact Indiana Furniture. Please ensure that you have all of the pertinent facts when contacting the dealer or Indiana Furniture, including the model number and factory order number from the inspection label attached to the Product.

INDIANA FURNITURE IS NOT PROVIDING, AND SPECIFICALLY DISCLAIMS, ANY OTHER WARRANTIES FOR THE PRODUCTS, EXPRESS OR IMPLIED, INCLUDING ANY IMPLIED WARRANTY OF MERCHANTABILITY OR FITNESS FOR A PARTICULAR PURPOSE. INDIANA FURNITURE SHALL NOT BE LIABLE TO THE PURCHASER OR ANY THIRD PARTY FOR CONSEQUENTIAL, INCIDENTAL, INDIRECT, OR SPECIAL DAMAGES, INCLUDING, WITHOUT LIMITATION, DAMAGES ARISING OUT OF OR RESULTING IN ANY MALFUNCTIONS, DELAYS, LOSS OF PROFIT, INTERRUPTION OF BUSINESS, PERSONAL INJURY, BODILY INJURY, DEATH, DISMEMBERMENT, OR PROPERTY DAMAGE.

Indiana Furniture Industries, Inc.
Attn: Customer Service
1919 Hospitality Dr., Ste A
P.O. Box 270
Jasper, Indiana
47547-0270
800.422.5727
Fax 812.482.9035
custserv@indianafurniture.com



Seating

GRADED-IN PROGRAMS

As a special service to our customers, Indiana Furniture has graded-in upholsteries from multiple fabric partners.

For the entire list of graded-in patterns, memo sample information and contact information, please see the list below and the [COM/ COL Graded-In section](#) for more details.

- Anzea
- Arc-Com
- Architex
- CF Stinson
- Camira
- Carnegie
- Concertex
- Cortina
- Designtex
- Guilford of Maine
- Green Hides
- KnollTextiles
- Maharam
- Mayer
- Momentum
- Pallas Textiles
- Spradling
- Ultra Fabrics

PHOTOGRAPHIC FABRIC CARDS

The fabrics represented on Indiana Furniture photographic cards were reproduced using the finest technology available. Each Indiana Furniture photo card has an 800 phone # for your use while ordering free fabric swatches or samples. Please verify your desired fabric before ordering as such orders are not subject to return to Indiana Furniture.

FABRIC REPEATS

Indiana Furniture will make every attempt to match obvious patterns within a single chair from the seat to the back, vertically and horizontally.

Matching fabric patterns from chair to chair may require extra yardage and must be noted on the order to avoid delays in shipments. If the order will require COM to be matched from chair to chair, please contact Customer Service at 800-422-5757 to optimize the yardage for multiple quantities and pattern matching.

FRAMES & GLIDES

All wood frame chairs feature kiln-dried hardwoods which are double-doweled, securely glued, and screwed for maximum joint stability.

Guest chairs ship with nylon glides as standard. Felt glides (FELT) are also available on many of our wood Guest Chairs at no additional charge. Must be specified on the order.

UPHOLSTERY FOAM

All Indiana Furniture chairs consist of a high grade polyurethane foam that meets CAL 117-2013.

FINISH

Indiana Furniture standard seating finishes correspond to casegoods and conferencing finishes and laminates. Minor variations in finish color and value may occur due to the natural characteristics of wood. Consult this price list for specific finish availability within each series.

Special Finishes: Indiana Furniture is able to accommodate our customer's needs for specific finish matches. Please submit a 3"x5" sample panel to Customer Service for quotation and lead time.

FINISH CONTINUED

All Indiana Furniture Chairs feature a catalyzed varnish finish which offers lasting beauty and resistance to normal wear.

Tables will feature our UVAdvantage finish or a catalyzed varnish finish. See individual series for specific information.

An overview of our finishes and laminate options can be found on the inside of the back cover of this price list.

CASTERS & NAIL TRIM

Indiana Furniture contemporary swivel chairs are standard with black hooded dual wheel carpet casters.

All Indiana Furniture traditional seating has brass accents (casters and nail trim) where applicable. Silver accents are available. Please specify (SLVR) at no additional charge.

In addition, some of our traditional seating is available with no nail trim as requested (NONT) at no additional charge. Must be specified on order.

CONTROL OPTIONS

See individual series within this price list for control options and pricing.

Knee-Tilt Control

The Knee-Tilt control features a heavy-duty torsion bar or a spring tension control which allows variable tension for different body sizes and weights, and minimal rise of the seat's front edge. This allows the user's feet to remain planted while reclining to a relaxing position.

CAL 133 CERTIFICATION

California Technical Bulletin 133 (TB133 or CAL133) is a composite fire test for fully-assembled seating manufactured for use in certain public buildings. As such, the certification is specific to the fabric that is used in conjunction with the frame and the barrier. Many Indiana Furniture seating products, in combination with some of our standard fabrics, can be manufactured to meet the requirements for certification. Depending on the frame style, a fire-retardant barrier or fire-retardant foam will be incorporated in the chair construction to provide the best opportunity for a successful CAL133 burn test.

The cost of the test is \$1122 (net) which includes the test, freight to the test facility and the fully-assembled test sample. Once payment has been made, please allow approximately 6-8 weeks for the production of the chair and the completion of the test. Once we receive the successful certification, the order may be placed allowing for 1 week extra lead time using the "CAL" prefix on the model number with an upcharge of \$170 list per chair. Please contact Customer Service at 800.422.5727 to order the test.

If you do not need the actual Certification, but wish to have the chairs manufactured to meet the regulation, we can upholster the chair using the fire-retardant components at the \$154 list upcharge per chair. Please order the appropriate frame allowing for 1 week extra lead time, using the "CAL" prefix in front of the model number.

CAL	California Test Cost (NET)	\$ 1122
	Up Charge Per Chair	\$ 170

Please note that if you wish to have Certification on a COM material, Indiana Furniture must approve the fabric according to the COM policy as well.

Alluring curves, optional tufted craftsmanship, intricate wood detailing, and precisely placed trim nails make Amery a showpiece of fine traditional design. Swivels feature swivel-tilt control with pneumatic height adjustment. Solid hardwood frames provide for a smooth and radiant finish.

CONSTRUCTION

- Exposed wood components are manufactured using select maple and are free of spirits, discoloration, pits, shakes, and wormholes
- All chair joints are double-doweled or mortised and tenoned, screwed, and glued for maximum strength and durability
- All seats feature corner blocking
- Frames are individually hand assembled and sanded prior to being finished
- Non-marring nylon glides included in each leg at floor level
- If applicable, caster options include hooded casters available in black, brass and silver or choose black soft casters for hard surfaces
- High Grade Polyurethane Foam, 1½" thick in the seat and back
- Textiles are sewn with double stitch seams
- High quality sinuous springs with weight distribution rods ensure a comfortable seating application
- Rated for users up to 275lbs
- Ships fully assembled

HOW TO ORDER EXAMPLE

Model No.	Description	Example
154TB	Finish	LW
	Upholstery	Cortina Caprone Snow
	Nail Trim	NABRS
	Control	STD
	Caster	BRCS
	Glide Option	-

WOOD FINISHES

Indiana Furniture uses a multi-step, hand finishing process on all exposed wood frames.

Chairs feature a catalyzed varnish finish which offers durability, lasting beauty, and resistance to normal wear.

AW	Artisan Walnut	MW	Mahogany Walnut
AS	Asian Night	MAS	Mesa Sunset*
BW	Beigewood*	MTS	Metropolis Sky
BL	Black	MNR	Midnight Run
CO	Columbian Walnut	NTM	Natural Marrone*
DC	Dark Cherry	ORW	Oak Riftwood*
DFW	Dark Forest Walnut*	PNW	Pinnacle Walnut
WH	Designer White	PTK	Portico Teak*
EF	Espresso	RC	River Cherry*
FO	Fawn Oak*	SCH	Select Cherry
FLW	Florence Walnut*	SPW	Sepia Walnut*
GC	Golden Cherry	SKC	Shaker Cherry
HVM	Harvest Maple*	SBP	Smoky Brown Pear*
HW	Harvest Walnut	TK	Studio Teak
HNW	Henna Walnut	SM	Sugar Maple
KHE	Kirsche	WTA	Weathered Ash*
LW	Legacy Walnut	WNB	White Nebbia
		WC	Williamsburg Cherry

* Finish is Low Sheen

UPHOLSTERY OPTIONS

Available in single upholstery in a wide variety of graded-in or contract options, including fabric, vinyl, and leather.

NAIL TRIM OPTIONS

NABRS	Brass Nail Trim	STD
NSLVR	Silver Nail Trim	\$ N/C
NONT	No Nail Trim	\$ N/C

CONTROL OPTIONS (IF APPLICABLE)

STD	Swivel-Tilt with Adjustable Tension Spring	STD
KT	Knee-Tilt Control	\$ 299

CASTER OPTIONS (IF APPLICABLE)

BRCS	Brass Hooded Casters	STD
BLCS	Black Hooded Casters	\$ N/C
SLCS	Silver Hooded Casters	\$ N/C
BHC	Black Soft Caster for Hard Surfaces	\$ N/C

GLIDE OPTIONS (FOR MODELS WITHOUT CASTERS)

STD	Nylon Glides	STD
FELT	Felt Glides	\$ N/C

CERTIFICATIONS & COMPLIANCE


- CAL 117-2013 Compliance
- Intertek Sustainability Certified
- BIFMA level® Certified
- BIFMA Compliant® Certified
- TSCA Title VI (CARB) Compliance
- Contributes to LEED®, Green Globes®, and WELL® Sustainable Programs




Tufted High Back
Swivel: 154TB
[\(See Details\)](#)




Tufted Mid
Back Swivel: 152TB
[\(See Details\)](#)



Tufted High
Back Guest: 155TB
[\(See Details\)](#)



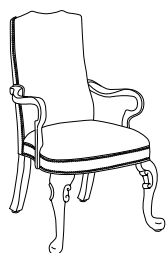
Tufted Mid
Back Guest: 156TB
[\(See Details\)](#)




High
Back Swivel: 154
[\(See Details\)](#)



Mid
Back Swivel: 152
[\(See Details\)](#)



High
Back Guest: 155
[\(See Details\)](#)



Mid
Back Guest: 156
[\(See Details\)](#)

Item	Model No.	Chair Width	Chair Depth	Chair Height	Seat Width	Seat Depth	Seat Height	Arm Height	Ship Wt	Cubic Ft
TUFTED HIGH BACK SWIVEL	154TB	26½	28½	41-45	20½	17	19-22½	26-30	62	20



Must Specify (in this order):

- Model #
- Finish
- Upholstery
- Nail Trim
- Control
- Caster

Description

- Standard with: Swivel Tilt Control with Adjustable Tension, Pneumatic Height Adjustment, Tufted Back, Brass Nail Trim, 5-Star Base with Decorative Hardwood Caps, and Brass Hooded Dual Wheel Casters
- Four Caster Options ([See Caster Details](#))
- Knee-Tilt Control Option

List Price/Grade	Yards	COM/1	2	3	4	5	6	7	8	9	10	L1	L2
Single Upholstery	3.75	\$ 3160	3355	3520	3681	3925	4173	4525	4893	5320	5815	4398	4926

TUFTED MID BACK SWIVEL	152TB	26½	28½	37-41	20½	17	19-22½	26-30	52	23.2
------------------------	-------	-----	-----	-------	-----	----	--------	-------	----	------



Must Specify (in this order):

- Model #
- Finish
- Upholstery
- Nail Trim
- Control
- Caster

Description

- Standard with: Swivel Tilt Control with Adjustable Tension, Pneumatic Height Adjustment, Tufted Back, Brass Nail Trim, 5-Star Base with Decorative Hardwood Caps, and Brass Hooded Dual Wheel Casters
- Four Caster Options ([See Caster Details](#))
- Knee-Tilt Control Option

List Price/Grade	Yards	COM/1	2	3	4	5	6	7	8	9	10	L1	L2
Single Upholstery	3.25	\$ 3070	3239	3382	3522	3733	3948	4253	4572	4942	5371	4143	4601

TUFTED HIGH BACK GUEST	155TB	26½	29½	41½	20½	17	18½	27¼	42	26.5
------------------------	-------	-----	-----	-----	-----	----	-----	-----	----	------



Must Specify (in this order):

- Model #
- Finish
- Upholstery
- Nail Trim
- Glide

Description

- Standard with: Tufted Back, Brass Nail Trim, and Nylon Glides
- Optional Silver Trim

List Price/Grade	Yards	COM/1	2	3	4	5	6	7	8	9	10	L1	L2
Single Upholstery	3.75	\$ 2606	2801	2966	3127	3371	3619	3971	4339	4766	5261	3844	4372

TUFTED MID BACK GUEST	156TB	26½	29½	35½	20½	17	18½	27¼	32	20.7
-----------------------	-------	-----	-----	-----	-----	----	-----	-----	----	------



Must Specify (in this order):

- Model #
- Finish
- Upholstery
- Nail Trim
- Glide

Description

- Standard with: Tufted Back, Brass Nail Trim, and Nylon Glides
- Optional Silver Trim

List Price/Grade	Yards	COM/1	2	3	4	5	6	7	8	9	10	L1	L2
Single Upholstery	3.25	\$ 2468	2637	2780	2920	3131	3346	3651	3970	4340	4769	3541	3999

For ordering options, [see overview at the beginning of this section.](#)

Item	Model No.	Chair Width	Chair Depth	Chair Height	Seat Width	Seat Depth	Seat Height	Arm Height	Ship Wt	Cubic Ft
HIGH BACK SWIVEL	154	26½	28½	41-45	20½	17	19-22½	26-30	62	20



Must Specify (in this order):

- Model #
- Finish
- Upholstery
- Nail Trim
- Control
- Caster

Description

- Standard with: Swivel Tilt Control with Adjustable Tension, Pneumatic Height Adjustment, Brass Nail Trim, 5-Star Base with Decorative Hardwood Caps, and Brass Hooded Dual Wheel Casters
- Four Caster Options ([See Caster Details](#))
- Knee-Tilt Control Option

List Price/Grade	Yards	COM/1	2	3	4	5	6	7	8	9	10	L1	L2
Single Upholstery	2.50	\$ 2940	3070	3180	3288	3450	3615	3850	4095	4380	4710	3765	4118

MID BACK SWIVEL	152	26½	28½	37-41	20½	17	19-22½	26-30	52	23.2
-----------------	-----	-----	-----	-------	-----	----	--------	-------	----	------



Must Specify (in this order):


- Model #
- Finish
- Upholstery
- Nail Trim
- Control
- Caster

Description

- Standard with: Swivel Tilt Control with Adjustable Tension, Pneumatic Height Adjustment, Brass Nail Trim, 5-Star Base with Decorative Hardwood Caps, and Brass Hooded Dual Wheel Casters
- Four Caster Options ([See Caster Details](#))
- Knee-Tilt Control Option

List Price/Grade	Yards	COM/1	2	3	4	5	6	7	8	9	10	L1	L2
Single Upholstery	2.50	\$ 2814	2944	3054	3162	3324	3489	3724	3969	4254	4584	3639	3992

HIGH BACK GUEST	155	26½	29½	41½	20½	17	18½	27¼	42	26.5
-----------------	-----	-----	-----	-----	-----	----	-----	-----	----	------



Must Specify (in this order):

- Model #
- Finish
- Upholstery
- Nail Trim
- Glide

Description

- Standard with: Brass Nail Trim
- Optional Silver Trim

List Price/Grade	Yards	COM/1	2	3	4	5	6	7	8	9	10	L1	L2
Single Upholstery	2.50	\$ 2437	2567	2677	2785	2947	3112	3347	3592	3877	4207	3262	3615

MID BACK GUEST	156	26½	29½	35½	20½	17	18½	27¼	32	20.7
----------------	-----	-----	-----	-----	-----	----	-----	-----	----	------



Must Specify (in this order):

- Model #
- Finish
- Upholstery
- Nail Trim
- Glide

Description

- Standard with: Brass Nail Trim
- Optional Silver Trim

List Price/Grade	Yards	COM/1	2	3	4	5	6	7	8	9	10	L1	L2
Single Upholstery	2.50	\$ 2272	2402	2512	2620	2782	2947	3182	3427	3712	4042	3097	3450

For ordering options, [see overview at the beginning of this section.](#)

Bakerstreet Lounge boasts a traditional rolled arm design that will complement a variety of working styles. The thick seat cushion coupled with high quality resilient sheet webbing makes this series extraordinarily comfortable, while the welt cord and nail trim showcase the detail and craftsmanship that goes into every model. Whether you looking to outfit the front entrance, an executive office, private nook, or anything in between, Bakerstreet portrays the level of distinguished sophistication you are looking for.

CONSTRUCTION

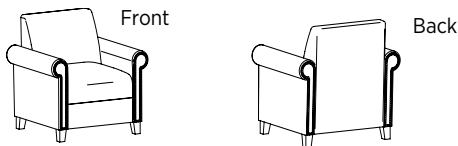
- Frames are kiln-dried hardwoods and structurally engineered hardwood plywood
- Exposed wood frame members are selected from the highest grades of hardwoods and are free of spirits, discoloration, pits, shakes, and wormholes; European Beech on legs
- Joints are double-doweled or mortised and tenoned, screwed, and glued for maximum strength and durability
- High Grade Polyurethane Foam, 3¼" thick in the seat and 2" in the back
- Non-marring adjustable nylon guides included in each leg at floor level
- High quality resilient sheet webbing ensures a comfortable seating application
- Features nail trim on front and back side of arm
- Rated for users up to 275lbs
- Ships fully assembled

HOW TO ORDER EXAMPLE

Model No.	Description	Example
400	Finish	GC
	Upholstery	Momentum Cover Cloth Graphite
	Nail Trim	NABRS

NAIL TRIM

NABRS	Brass Nail Trim	STD
NSLVR	Silver Nail Trim	\$ N/C

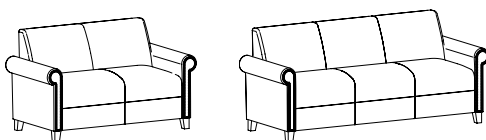


UPHOLSTERY OPTIONS

Available in single upholstery in a wide variety of graded-in or contract options, including fabric, vinyl, and leather.

Some upholsterys are considered directional, such as stripes, patterns and plaids. Each upholstery is reviewed by production for the best application. Some upholsterys may require the pattern to be cut up the roll, which create additional seams in the seats and backs of select units. [See the COL/COM Form for additional details.](#)

Additional seams for the 4002 Settee and 4003 Sofa when upholstery is cut up the roll.



WOOD FINISHES

Indiana Furniture uses a multi-step, hand finishing process on all exposed wood frames.

Chairs feature a catalyzed varnish finish which offers durability, lasting beauty, and resistance to normal wear.


AW	Artisan Walnut	MW	Mahogany Walnut
AS	Asian Night	MAS	Mesa Sunset*
BW	Beigewood*	MTS	Metropolis Sky
BL	Black	MNR	Midnight Run
CO	Columbian Walnut	NTM	Natural Marrone*
DC	Dark Cherry	ORW	Oak Riftwood*
DFW	Dark Forest Walnut*	PNW	Pinnacle Walnut
WH	Designer White	PTK	Portico Teak*
EF	Espresso	RC	River Cherry*
FO	Fawn Oak*	SCH	Select Cherry
FLW	Florence Walnut*	SPW	Sepia Walnut*
GC	Golden Cherry	SKC	Shaker Cherry
HVM	Harvest Maple*	SBP	Smoky Brown Pear*
HW	Harvest Walnut	TK	Studio Teak
HNW	Henna Walnut	SM	Sugar Maple
KHE	Kirsche	WTA	Weathered Ash*
LW	Legacy Walnut	WNB	White Nebbia
		WC	Williamsburg Cherry

* Finish is Low Sheen

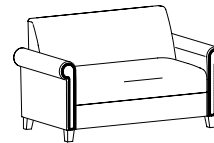
CERTIFICATIONS & COMPLIANCE

- CAL 117-2013 Compliance
- Intertek Sustainability Certified
- BIFMA level® Certified
- BIFMA Compliant® Certified
- TSCA Title VI (CARB) Compliance
- Contributes to LEED®, Green Globes®, and WELL® Sustainable Programs

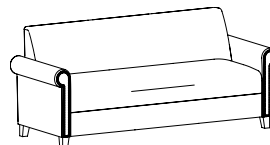
STATEMENT OF LINE




Club Chair: 400
[\(See Details\)](#)



Settee: 4002
[\(See Details\)](#)




Sofa: 4003
[\(See Details\)](#)



Enhance your space with Cush Pillows. [See Product Details.](#)

Item	Model No.	Chair Width	Chair Depth	Chair Height	Seat Width	Seat Depth	Seat Height	Arm Height	Ship Wt	Cubic Ft
CLUB CHAIR	400	33	28	32½	22	19	18¾	23½	94	24.0



Description

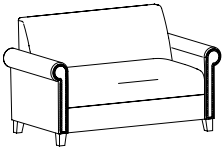
- Standard with: Brass Nail Trim and Nylon Glides
- Optional Silver Trim ([See Options](#))

Must Specify (in this order):

Model #
Finish
Upholstery
Nail Trim

List Price/Grade	Yards	COM/1	2	3	4	5	6	7	8	9	10	L1	L2
Single Upholstery	5.75	\$ 2815	3114	3367	3614	3988	4368	4908	5472	6127	6886	4713	5523

SETTEE	4002	55	28	32½	44	19	18¾	23½	118	42.6
--------	------	----	----	-----	----	----	-----	-----	-----	------



Description

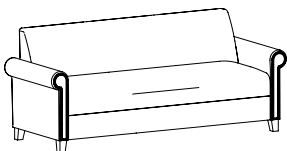
- Standard with: Brass Nail Trim and Nylon Glides
- Optional Silver Trim ([See Options](#))

Must Specify (in this order):

Model #
Finish
Upholstery
Nail Trim

List Price/Grade	Yards	COM/1	2	3	4	5	6	7	8	9	10	L1	L2
Single Upholstery	7.25	\$ 3736	4113	4432	4744	5215	5694	6375	7086	7912	8869	6129	7151

SOFA	4003	77	28	32½	66	19	18¾	23½	140	55.8
------	------	----	----	-----	----	----	-----	-----	-----	------



Description

- Standard with: Brass Nail Trim and Nylon Glides
- Optional Silver Trim ([See Options](#))

Must Specify (in this order):

Model #
Finish
Upholstery
Nail Trim

List Price/Grade	Yards	COM/1	2	3	4	5	6	7	8	9	10	L1	L2
Single Upholstery	8.25	\$ 4513	4942	5305	5660	6196	6741	7516	8325	9265	10354	7236	8399

For ordering options, [see overview at the beginning of this section.](#)

The Bliss lounge collection introduces purity in shape and geometric form. This urbanized lounge collection features an optional tablet and provides a relaxed atmosphere for casual meetings. All pieces rest on exposed wood or polished chrome and are available in both fabric and leather.

CONSTRUCTION

- Frames are kiln-dried hardwoods and structurally engineered hardwood plywood
- Exposed wood frame members are selected from the highest grades of hardwoods and are free of spirits, discoloration, pits, shakes, and wormholes; European Beech on legs and arm caps
- Joints are double-doweled or mortised and tenoned, screwed, and glued for maximum strength and durability
- High Grade Polyurethane Foam, 3¼" thick in the seat and 2" in the back
- Non-marring adjustable nylon guides included in each leg at floor level
- High quality resilient sheet webbing ensures a comfortable seating application
- Rated for users up to 275lbs
- Ships fully assembled


HOW TO ORDER EXAMPLE

Model No.	Description	Example
377	Finish	TT
	Primary Upholstery	CF Stinson Velocity Mars
	Accent Upholstery	CF Stinson Ace Poppy
	Power	ECSL
	Tablet, Color	WL, TT
	Arm Cap	STD
	Leg	WLEG

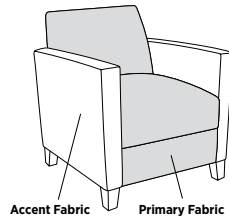
UPHOLSTERY OPTIONS

Available in single or contrasting upholstery in a wide variety of graded-in or contract options, including fabric, vinyl, and leather.

Single Upholstery




Contrasting Upholstery



UPHOLSTERY OPTIONS CONTINUED

Some upholsterys are considered directional, such as stripes, patterns and plaids. Each upholstery is reviewed by production for the best application. Some upholsterys may require the pattern to be cut up the roll, which create additional seams in the seats and backs of select units. [See the COL/COM Form for additional details.](#)



Additional seams for the 3772 Settee and 3773 Sofa when upholstery is cut up the roll.

LEG OPTIONS

WLEG	Wood Leg, Specify Finish (See Finish Colors)	STD
CLEG	Chrome Leg	N/C

ARM CAP OPTIONS

STD	Upholstered Arm	STD
WCAP	Wood Cap (same finish as WLEG, if applicable)	\$ 154
SCAP	Solid Surface Cap (See Color Options)	\$ 702

TABLET OPTIONS

PL	Left Black Melamine Writing Tablet	\$ 388
SL	Left Solid Surface Writing Tablet, Must Specify (See Color Options)	\$ 1195
WL	Left Wood Writing Tablet, Must Specify (See Finish Colors)	\$ 563
PR	Right Black Melamine Writing Tablet	\$ 388
SR	Right Solid Surface Writing Tablet, Must Specify (See Color Options)	\$ 1195
WR	Right Wood Writing Tablet, Must Specify (See Finish Colors)	\$ 563

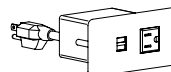
Note: Specified as if you are standing, looking at the chair.

POWER OPTIONS

Note: Specified as if you are standing, looking at the chair.

Power ports are installed on the side of the unit 10¾" up from glide and 6¾" in from the front of the arm.

ECSL	Left Port, Silver	\$ 975
ECSR	Right Port, Silver	\$ 975
ECBL	Left Port, Black	\$ 975
ECBR	Right Port, Black	\$ 975



1 Electrical Power and 2 USB Outlets

WOOD FINISHES

Indiana Furniture uses a multi-step, hand finishing process on all exposed wood frames. Chair legs and arm caps feature a catalyzed varnish finish which offers durability, lasting beauty, and resistance to normal wear.

Tablet arms feature UV Advantage, an ultra-violet finish, on all exposed surfaces by utilizing roll-coat UV technology.

AW	Artisan Walnut**	MAS	Mesa Sunset**,**
AS	Asian Night**	MTS	Metropolis Sky**
BW	Beigewood*	MNR	Midnight Run
BL	Black	NTM	Natural Marrone*
CO	Columbian Walnut**	ORW	Oak Riftwood*,**
DC	Dark Cherry**	PNW	Pinnacle Walnut**
DFW	Dark Forest Walnut*,**	PTK	Portico Teak*
WH	Designer White	RC	River Cherry*
EF	Espresso**	SCH	Select Cherry**
FO	Fawn Oak**,**	SPW	Sepia Walnut*
FLW	Florence Walnut*	SKC	Shaker Cherry**
GC	Golden Cherry**	SBP	Smoky Brown Pear*
HVM	Harvest Maple*	TK	Studio Teak
HW	Harvest Walnut**	SM	Sugar Maple**
HNW	Henna Walnut**	WTA	Weathered Ash**,**
KHE	Kirsche	WNB	White Nebbia
LW	Legacy Walnut**	WC	Williamsburg Cherry**
MW	Mahogany Walnut**		

* Finish is Low Sheen

** Available on Tablet Arms


SOLID SURFACE OPTIONS

AR	Arroyo	SNW	Snow White
PE	Pebble Beach	SN	Starry Night
SE	Sedona	TN	Tundra


CERTIFICATIONS & COMPLIANCE

- CAL 117-2013 Compliance
- Intertek Sustainability Certified
- BIFMA level® Certified
- BIFMA Compliant® Certified
- TSCA Title VI (CARB) Compliance
- Contributes to LEED®, Green Globes®, and WELL® Sustainable Programs


STATEMENT OF LINE




Club Chair:
377
[\(See Details\)](#)



Settee Chair:
3772
[\(See Details\)](#)




Sofa Chair:
3773
[\(See Details\)](#)



Enhance your space with Cush Pillows. [See Product Details.](#)

Item	Model No.	Chair Width	Chair Depth	Chair Height	Seat Width	Seat Depth	Seat Height	Arm Height	Ship Wt	Cubic Ft
CLUB CHAIR	377	29	28½	34¼	22	19½	19¼	26	92	24.0



Description

- Standard with: Upholstered Arm and Wood Leg
- Available with Contrasting Upholstery ([See Details](#))
- Additional Options: Chrome Legs ([See Options](#)), Arm Caps ([Arm Options](#)), Tablet Arm ([Tablet Options](#)), and Power ([See Locations](#))


Must Specify (in this order):

- Model #
- Primary Upholstery
- Accent Upholstery
- Power
- Tablet Arm
- Tablet Color
- Arm Cap
- Leg
- Finish

List Price/Grade	Yards	COM/1	2	3	4	5	6	7	8	9	10	L1	L2
Single Upholstery	6.00	\$ 2350	2662	2926	3184	3574	3970	4534	5122	5806	6598	4330	5176
Contrasting Upholstery													
Primary	2.25	\$ 2350	2467	2566	2663	2809	2958	3169	3390	3646	3943	3093	3410
Accent	3.75	\$ 0	195	360	521	765	1012	1365	1732	2160	2655	1237	1766

SETTEE

3772	51	28½	34¼	44	19½	19¼	26	116	42.6
------	----	-----	-----	----	-----	-----	----	-----	------



Description

- Standard with: Upholstered Task Height Arm and Wood Leg
- Available with Contrasting Upholstery ([See Details](#))
- Additional Options: Chrome Legs ([See Options](#)), Arm Caps ([Arm Options](#)), Tablet Arm ([Tablet Options](#)), and Power ([See Locations](#))


Must Specify (in this order):

- Model #
- Primary Upholstery
- Accent Upholstery
- Power
- Tablet Arm
- Tablet Color
- Arm Cap
- Leg
- Finish

List Price/Grade	Yards	COM/1	2	3	4	5	6	7	8	9	10	L1	L2
Single Upholstery	8.00	\$ 3043	3459	3811	4155	4675	5203	5955	6739	7651	8707	5683	6811
Contrasting Upholstery													
Primary	4.25	\$ 3043	3264	3451	3634	3910	4191	4590	5007	5491	6052	4446	5045
Accent	3.75	\$ 0	195	360	521	765	1012	1365	1732	2160	2655	1237	1766

SOFA

3773	73	28½	34¼	66	19½	19¼	26	138	55.8
------	----	-----	-----	----	-----	-----	----	-----	------



Description

- Standard with: Upholstered Task Height Arm and Wood Leg
- Available with Contrasting Upholstery ([See Details](#))
- Additional Options: Chrome Legs ([See Options](#)), Arm Caps ([Arm Options](#)), Tablet Arm ([Tablet Options](#)), and Power ([See Locations](#))

Must Specify (in this order):

- Model #
- Primary Upholstery
- Accent Upholstery
- Power
- Tablet Arm
- Tablet Color
- Arm Cap
- Leg
- Finish

List Price/Grade	Yards	COM/1	2	3	4	5	6	7	8	9	10	L1	L2
Single Upholstery	9.25	\$ 3759	4240	4647	5045	5646	6257	7126	8033	9087	10308	6812	8116
Contrasting Upholstery													
Primary	4.50	\$ 3759	3993	4191	4385	4677	4974	5397	5838	6351	6945	5244	5879
Accent	4.75	\$ 0	247	456	660	969	1283	1729	2195	2736	3363	1568	2237

For ordering options, [see overview at the beginning of this section.](#)

The Bow Tie collection harmonizes classic design with modern panache. Combining elegance and grace with scale, proportion, and functionality, these stackable guest chairs are offered in a wood slat back, half upholstered back, and a fully upholstered back with the ability to stack 4 chairs high. The companion counter height and bar stools are offered in the wood slat back with optional scuff plates in aluminum or black on the footrest.

CONSTRUCTION

- Exposed wood frames are manufactured using European Beech and are free of spirits, discoloration, pits, shakes, and wormholes
- All chair joints are double-doweled or mortised and tenoned, screwed, and glued for maximum strength and durability
- All seats feature corner blocking
- Frames are individually hand assembled and sanded prior to being finished
- Non-marring nylon glides included in each leg at floor level
- High Grade Polyurethane Foam, 1½" thick in the seat and 1" thick in the back
- Textiles are sewn with double stitch seams
- High quality resilient sheet webbing ensures a comfortable seating application
- Rated for users up to 275lbs
- Ships fully assembled

HOW TO ORDER EXAMPLE

Model No.	Description	Example
178	Finish	EF
	Upholstery	Momentum Cover Cloth Vesper
	Glides	FELT
	Scuff Plates, Color	SP, Black

WOOD FINISHES

Indiana Furniture uses a multi-step, hand finishing process on all exposed wood frames.

Chairs feature a catalyzed varnish finish which offers durability, lasting beauty, and resistance to normal wear.

AW Artisan Walnut	MW Mahogany Walnut
AS Asian Night	MAS Mesa Sunset*
BW Beigewood*	MTS Metropolis Sky
BL Black	MNR Midnight Run
CO Columbian Walnut	NTM Natural Marrone*
DC Dark Cherry	ORW Oak Riftwood*
DFW Dark Forest Walnut*	PNW Pinnacle Walnut
WH Designer White	PTK Portico Teak*
EF Espresso	RC River Cherry*
FO Fawn Oak*	SCH Select Cherry
FLW Florence Walnut*	SPW Sepia Walnut*
GC Golden Cherry	SKC Shaker Cherry
HVM Harvest Maple*	SBP Smoky Brown Pear*
HW Harvest Walnut	TK Studio Teak
HNW Henna Walnut	SM Sugar Maple
KHE Kirsche	WTA Weathered Ash*
LW Legacy Walnut	WNB White Nebbia
	WC Williamsburg Cherry

* Finish is Low Sheen

WALL SAVER DESIGN

All of the Bow Tie chairs and barstools feature a wall saver design. With Bow Tie's contoured frame, any unit can be placed against a wall without concern of scrtaching or scuffing.



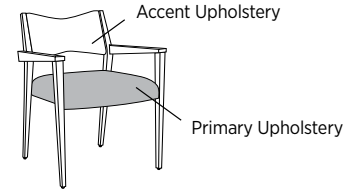
UPHOLSTERY OPTIONS

Available in single or contrasting upholsteries (select models) in a wide variety of graded-in or contract options, including fabric, vinyl, and leather.

Single Upholstery



Contrasting Upholstery



SCUFF PLATES (ON STOOLS)

STD	No Scuff Plate	STD
SP	Scuff Plate, Must Specify Black or Aluminum	\$ 98

GLIDE OPTIONS

STD	Nylon Glides	STD
FELT	Felt Glides	\$ N/C

CERTIFICATIONS & COMPLIANCE

- CAL 117-2013 Compliance
- Intertek Sustainability Certified
- BIFMA level® Certified
- BIFMA Compliant® Certified
- TSCA Title VI (CARB) Compliance
- Contributes to LEED®, Green Globes®, and WELL® Sustainable Programs

STATEMENT OF LINE



Guest with Wood Slat Back: 173



Guest with ½ Upholstered Back: 175



Guest with Full Upholstered Back: 176



Counter Height Stool: 178



Bar Height Stool: 179

[\(See Details for all models\)](#)

Item	Model No.	Chair Width	Chair Depth	Chair Height	Seat Width	Seat Depth	Seat Height	Arm Height	Ship Wt	Cubic Ft
GUEST WITH WOOD BACK	173	23 ⁷ / ₈	23	33 ³ / ₄	20 ¹ / ₈	19 ³ / ₄	20	26	28	16.9



WS

Must Specify (in this order):
 Model #
 Finish
 Upholstery
 Glide

Description

- Wall-Saver Design; Stacks Up to 4 High

List Price/Grade	Yards	COM/1	2	3	4	5	6	7	8	9	10	L1	L2
Single Upholstery	1.00	\$ 1246	1298	1342	1385	1450	1516	1610	1708	1822	1954	1576	1717

GUEST WITH 1/2 UPHOLSTERED BACK	175	23 ⁷ / ₈	23	33 ³ / ₄	20 ¹ / ₈	19	20	26	28	16.9
---------------------------------	-----	--------------------------------	----	--------------------------------	--------------------------------	----	----	----	----	------



WS

Must Specify (in this order):
 Model #
 Finish
 Primary Upholstery
 Accent Upholstery
 Glide

Description

- Available with Contrasting Upholstery ([See Details](#))
- Wall-Saver Design; Stacks Up to 4 High

List Price/Grade	Yards	COM/1	2	3	4	5	6	7	8	9	10	L1	L2
Single Upholstery	1.50	\$ 1339	1417	1483	1548	1645	1744	1885	2032	2203	2401	1834	2046
Contrasting Upholstery													
Primary	1.00	\$ 1351	1403	1447	1490	1555	1621	1715	1813	1927	2059	1681	1822
Accent	0.75	\$ 0	39	72	104	153	203	273	347	432	531	248	353

GUEST WITH FULL UPHOLSTERED BACK	176	23 ⁷ / ₈	23	33 ³ / ₄	20 ¹ / ₈	17 ³ / ₄	20	26	28	16.9
----------------------------------	-----	--------------------------------	----	--------------------------------	--------------------------------	--------------------------------	----	----	----	------



WS

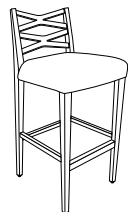
Must Specify (in this order):
 Model #
 Finish
 Primary Upholstery
 Accent Upholstery
 Glide

Description

- Available with Contrasting Upholstery ([See Details](#))
- Wall-Saver Design; Stacks Up to 4 High

List Price/Grade	Yards	COM/1	2	3	4	5	6	7	8	9	10	L1	L2
Single Upholstery	1.50	\$ 1483	1561	1627	1692	1789	1888	2029	2176	2347	2545	1978	2190
Contrasting Upholstery													
Primary	1.00	\$ 1495	1547	1591	1634	1699	1765	1859	1957	2071	2203	1825	1966
Accent	0.75	\$ 0	39	72	104	153	203	273	347	432	531	248	353

BAR AND COUNTER STOOLS WITH WOOD BACK	179	Barstool Height	18 ³ / ₄	20 ¹ / ₄	41	18 ³ / ₄	17	31	-	24	10.7
	178	Counter Height	18 ³ / ₄	20 ¹ / ₄	36	18 ³ / ₄	17	26	-	22	10.7



WS

Must Specify (in this order):
 Model #
 Finish
 Upholstery
 Glide
 Scuff Plate

Description

- Wall-Saver Design
- Optional Scuff Plate ([Scuff Plate Options](#))

List Price/Grade	Yards	COM/1	2	3	4	5	6	7	8	9	10	L1	L2
Single Upholstery	1.00	\$ 1389	1441	1485	1528	1593	1659	1753	1851	1965	2097	1719	1860

For ordering options, [see overview at the beginning of this section.](#)

The warmth of wood blends with supportive comfort in Brea to deliver an enduring design suited for a multitude of applications. Solid hardwood frames provide for a smooth and radiant finish.

CONSTRUCTION

- Exposed wood frames are manufactured using European Beech and are free of spirits, discoloration, pits, shakes, and wormholes
- All chair joints are double-doweled or mortised and tenoned, screwed, and glued for maximum strength and durability
- All seats feature corner blocking
- Frames are individually hand assembled and sanded prior to being finished
- Non-marring nylon glides included in each leg at floor level
- High Grade Polyurethane Foam, 2½" thick in the seat and 1½" thick in the back
- Textiles are sewn with double stitch seams
- High quality resilient sheet webbing ensures a comfortable seating application
- Rated for users up to 275lbs
- Ships fully assembled

HOW TO ORDER EXAMPLE

Model No.	Description	Example
516	Finish	GC
	Upholstery	Maharam Abacus Cellar
	Glides	STD

WOOD FINISHES

Indiana Furniture uses a multi-step, hand finishing process on all exposed wood frames.

Chairs feature a catalyzed varnish finish which offers durability, lasting beauty, and resistance to normal wear.

AW	Artisan Walnut	MAS	Mesa Sunset*
AS	Asian Night	MTS	Metropolis Sky
BW	Beigewood*	MNR	Midnight Run
BL	Black	NTM	Natural Marrone*
CO	Columbian Walnut	ORW	Oak Riftwood*
DC	Dark Cherry	PNW	Pinnacle Walnut
DFW	Dark Forest Walnut*	PTK	Portico Teak*
WH	Designer White	RC	River Cherry*
EF	Espresso	SCH	Select Cherry
FO	Fawn Oak*	SPW	Sepia Walnut*
FLW	Florence Walnut*	SKC	Shaker Cherry
GC	Golden Cherry	SBP	Smoky Brown Pear*
HVM	Harvest Maple*	TK	Studio Teak
HW	Harvest Walnut	SM	Sugar Maple
HNW	Henna Walnut	WTA	Weathered Ash*
KHE	Kirsche	WNB	White Nebbia
LW	Legacy Walnut	WC	Williamsburg Cherry
MW	Mahogany Walnut		

* Finish is Low Sheen

UPHOLSTERY OPTIONS

Available in single upholstery in a wide variety of graded-in or contract options, including fabric, vinyl, and leather.


GLIDE OPTIONS

STD	Nylon Glides	STD
FELT	Felt Glides	\$ N/C

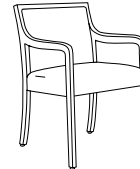
CERTIFICATIONS & COMPLIANCE

- Seat and back comply with CAL 117-2013
- Intertek Sustainability Certified
- BIFMA level® Certified
- BIFMA Compliant® Certified
- TSCA Title VI (CARB) Compliance
- Contributes to LEED®, Green Globes®, and WELL® Sustainable Programs

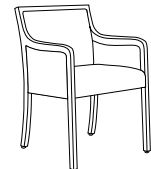
STATEMENT OF LINE



Guest with Fully Upholstered Back: 516
[\(See Details\)](#)

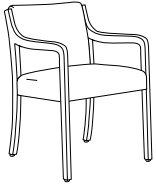


Guest with Wood Framed, Upholstered Back, Open Arms: 517
[\(See Details\)](#)



Guest with Wood Framed, Upholstered Back, Closed Arms: 519
[\(See Details\)](#)

Item	Model No.	Chair Width	Chair Depth	Chair Height	Seat Width	Seat Depth	Seat Height	Arm Height	Ship Wt	Cubic Ft
GUEST WITH FULL UPHOLSTERED BACK	516	23	24	33½	20	18½	18½	26½	28	16.9



Description

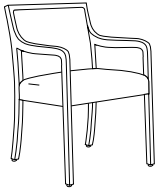
- Standard with: Nylon Glides

List Price/Grade	Yards	COM/1	2	3	4	5	6	7	8	9	10	L1	L2
Single Upholstery	1.50	\$ 1247	1325	1391	1456	1553	1652	1793	1940	2111	2309	1742	1954

Must Specify (in this order):

- Model #
- Upholstery
- Finish
- Glide

GUEST WITH WOOD FRAMED BACK, OPEN ARMS	517	23	24	33¼	20	18½	18½	26½	28	16.9
--	-----	----	----	-----	----	-----	-----	-----	----	------



Description

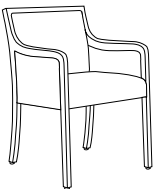
- Standard with: Nylon Glides

List Price/Grade	Yards	COM/1	2	3	4	5	6	7	8	9	10	L1	L2
Single Upholstery	1.50	\$ 1258	1336	1402	1467	1564	1663	1804	1951	2122	2320	1753	1965

Must Specify (in this order):

- Model #
- Upholstery
- Finish
- Glide

GUEST WITH WOOD FRAMED BACK, CLOSED ARMS	519	23	24	33¼	20	18½	18½	26½	30	16.9
--	-----	----	----	-----	----	-----	-----	-----	----	------



Description

- Standard with: Nylon Glides

List Price/Grade	Yards	COM/1	2	3	4	5	6	7	8	9	10	L1	L2
Single Upholstery	2.00	\$ 1499	1603	1691	1777	1907	2039	2227	2423	2651	2915	2159	2441

Must Specify (in this order):

- Model #
- Upholstery
- Finish
- Glide

For ordering options, [see overview at the beginning of this section.](#)

Traditional splendor and elegant styling is showcased in Breman's stately and timeless wing-back presentation. Precisely placed trim nails, pillow headrest, Queen Anne legs, and button-tufted or plain back models add detail and versatility to this collection. Swivels feature swivel-tilt control with pneumatic height adjustment.

CONSTRUCTION

- Exposed wood components and chair frame are manufactured using European Beech and are free of spirits, discoloration, pits, shakes, and wormholes; base caps are manufactured using select maple
- All chair joints are double-doweled or mortised and tenoned, screwed, and glued for maximum strength and durability
- All seats feature corner blocking
- Frames are individually hand assembled and sanded prior to being finished
- Non-marring nylon glides included in each leg at floor level
- If applicable, caster options include hooded casters available in black, brass and silver or choose black soft casters for hard surfaces
- High Grade Polyurethane Foam, 2" thick in the seat and back
- Textiles are sewn with double stitch seams
- High quality resilient sheet webbing ensures a comfortable seating application
- Rated for users up to 275lbs
- Ships fully assembled

HOW TO ORDER EXAMPLE

Model No.	Description	Example
184TB	Finish	SCH
	Upholstery	Green Hides Vulcano Strata
	Nail Trim	NABRS
	Control	STD
	Casters	BRCS

WOOD FINISHES

Indiana Furniture uses a multi-step, hand finishing process on all exposed wood frames.

Chairs feature a catalyzed varnish finish which offers durability, lasting beauty, and resistance to normal wear.

AW	Artisan Walnut	MW	Mahogany Walnut
AS	Asian Night	MAS	Mesa Sunset*
BW	Beigewood*	MTS	Metropolis Sky
BL	Black	MNR	Midnight Run
CO	Columbian Walnut	NTM	Natural Marrone*
DC	Dark Cherry	ORW	Oak Riftwood*
DFW	Dark Forest Walnut*	PNW	Pinnacle Walnut
WH	Designer White	PTK	Portico Teak*
EF	Espresso	RC	River Cherry*
FO	Fawn Oak*	SCH	Select Cherry
FLW	Florence Walnut*	SPW	Sepia Walnut*
GC	Golden Cherry	SKC	Shaker Cherry
HVM	Harvest Maple*	SBP	Smoky Brown Pear*
HW	Harvest Walnut	TK	Studio Teak
HNW	Henna Walnut	SM	Sugar Maple
KHE	Kirsche	WTA	Weathered Ash*
LW	Legacy Walnut	WNB	White Nebbia
		WC	Williamsburg Cherry

* Finish is Low Sheen

UPHOLSTERY OPTIONS

Available in single upholstery in a wide variety of graded-in or contract options, including fabric, vinyl, and leather.

NAIL TRIM OPTIONS

NABRS	Brass Nail Trim	STD
NSLVR	Silver Nail Trim	\$ N/C
NONT	No Nail Trim	\$ N/C

CONTROL OPTIONS (IF APPLICABLE)

STD	Swivel-Tilt with Adjustable Tension Spring	STD
KT	Knee-Tilt Control	\$ 299

CASTER OPTIONS (IF APPLICABLE)


BRCS	Brass Hooded Casters	STD
BLCS	Black Hooded Casters	\$ N/C
SLCS	Silver Hooded Casters	\$ N/C
BHC	Black Soft Caster for Hard Surfaces	\$ N/C

CERTIFICATIONS & COMPLIANCE

- Seat and back comply with CAL 117-2013
- Intertek Sustainability Certified
- BIFMA level® Certified
- BIFMA Compliant® Certified
- TSCA Title VI (CARB) Compliance
- Contributes to LEED®, Green Globes®, and WELL® Sustainable Programs



Tufted High Back
Swivel: 184TB
[\(See Details\)](#)



Tufted High Back
Guest: 186TB
[\(See Details\)](#)



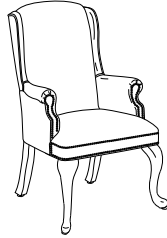
High Pillow Back
Swivel: 184PB
[\(See Details\)](#)



High Back Swivel:
184
[\(See Details\)](#)




Mid Back Swivel:
182
[\(See Details\)](#)



High Back Guest:
186
[\(See Details\)](#)

Item	Model No.	Chair Width	Chair Depth	Chair Height	Seat Width	Seat Depth	Seat Height	Arm Height	Ship Wt	Cubic Ft
TUFTED HIGH BACK SWIVEL	184TB	28	26½	42-46	19	18½	16½-20½	24½-28½	74	20



Description


- Standard with: Swivel Tilt Control with Adjustable Tension, Pneumatic Height Adjustment, Tufted Back, Brass Nail Trim, 5-Star Base with Decorative Hardwood Caps, and Brass Hooded Dual Wheel Casters
- Additional Options: Silver Trim ([Nail Trim Options](#)), Soft Casters or Hooded Casters ([Casters Options](#)), and Knee-Tilt Control Option ([See Details](#))

Must Specify (in this order):

- Model #
- Finish
- Upholstery
- Nail Trim
- Control
- Caster

List Price/Grade	Yards	COM/1	2	3	4	5	6	7	8	9	10	L1	L2
Single Upholstery	4.25	\$ 3128	3349	3536	3719	3995	4276	4675	5092	5576	6137	4531	5130

TUFTED HIGH BACK GUEST	186TB	28	30	43½	19	18½	18	26½	54	27.7
------------------------	-------	----	----	-----	----	-----	----	-----	----	------



Description


- Standard with: Tufted Back, Queen Anne Legs, and Brass Nail Trim
- Optional Silver Trim ([Nail Trim Options](#))

Must Specify (in this order):

- Model #
- Finish
- Upholstery
- Nail Trim

List Price/Grade	Yards	COM/1	2	3	4	5	6	7	8	9	10	L1	L2
Single Upholstery	4.25	\$ 2485	2706	2893	3076	3352	3633	4032	4449	4933	5494	3888	4487

HIGH PILLOW BACK SWIVEL	184PB	28	26½	42-46	19	18½	16½-20½	24½-28½	74	20
-------------------------	-------	----	-----	-------	----	-----	---------	---------	----	----



Description

- Standard with: Swivel Tilt Control with Adjustable Tension, Pneumatic Height Adjustment, Pillow Back Headrest, Brass Nail Trim, 5-Star Base with Decorative Hardwood Caps, and Brass Hooded Dual Wheel Casters
- Additional Options: Silver Trim ([Nail Trim Options](#)), Soft Casters or Hooded Casters ([Casters Options](#)), and Knee-Tilt Control Option ([See Details](#))

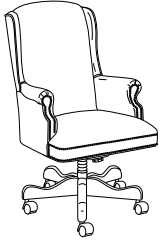
Must Specify (in this order):

- Model #
- Finish
- Upholstery
- Nail Trim
- Control
- Caster

List Price/Grade	Yards	COM/1	2	3	4	5	6	7	8	9	10	L1	L2
Single Upholstery	4.00	\$ 3110	3318	3494	3666	3926	4190	4566	4958	5414	5942	4430	4994

For ordering options, [see overview at the beginning of this section.](#)

Item	Model No.	Chair Width	Chair Depth	Chair Height	Seat Width	Seat Depth	Seat Height	Arm Height	Ship Wt	Cubic Ft
HIGH BACK SWIVEL	184	28	26½	42-46	19	18½	16½-20½	24½-28½	74	25.8



Description


- Standard with: Swivel Tilt Control with Adjustable Tension, Pneumatic Height Adjustment, Brass Nail Trim, 5-Star Base with Decorative Hardwood Caps, and Brass Hooded Dual Wheel Casters
- Additional Options: Silver Trim ([Nail Trim Options](#)), Soft Casters or Hooded Casters ([Casters Options](#)), and Knee-Tilt Control Option ([See Details](#))

List Price/Grade	Yards	COM/1	2	3	4	5	6	7	8	9	10	L1	L2
Single Upholstery	3.75	\$ 2904	3099	3264	3425	3669	3917	4269	4637	5064	5559	4142	4670

Must Specify (in this order):

Model #
Finish
Upholstery
Nail Trim
Control
Caster

HIGH BACK GUEST	186	28	30	43½	19	18½	18	26½	54	27.7
-----------------	-----	----	----	-----	----	-----	----	-----	----	------



Description

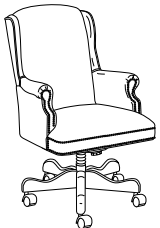
- Standard with: Queen Anne Legs and Brass Nail Trim
- Optional Silver Trim ([Nail Trim Options](#))

List Price/Grade	Yards	COM/1	2	3	4	5	6	7	8	9	10	L1	L2
Single Upholstery	3.75	\$ 2230	2425	2590	2751	2995	3243	3595	3963	4390	4885	3468	3996

Must Specify (in this order):

Model #
Finish
Upholstery
Nail Trim

MID BACK SWIVEL	182	28	26½	39-43	19	18½	16½-20½	24½-28½	74	20
-----------------	-----	----	-----	-------	----	-----	---------	---------	----	----



Description

- Standard with: Swivel Tilt Control with Adjustable Tension, Pneumatic Height Adjustment, Brass Nail Trim, 5-Star Base with Decorative Hardwood Caps, and Brass Hooded Dual Wheel Casters
- Additional Options: Silver Trim ([Nail Trim Options](#)), Soft Casters or Hooded Casters ([Casters Options](#)), and Knee-Tilt Control Option ([See Details](#))

List Price/Grade	Yards	COM/1	2	3	4	5	6	7	8	9	10	L1	L2
Single Upholstery	3.75	\$ 2772	2967	3132	3293	3537	3785	4137	4505	4932	5427	4010	4538

Must Specify (in this order):

Model #
Finish
Upholstery
Nail Trim
Control
Caster

For ordering options, [see overview at the beginning of this section.](#)

The Britta Collection showcases a Mid-Century Scandinavian aesthetic with an appealing contemporary feel. The guest, single lounge, and settee all feature a wall-saver design. Choose from an open or closed arm in an array of wood finishes, with complementing tables available in two edge styles, to create an inviting space with warm and energetic sensibility.

CONSTRUCTION

- High Grade Polyurethane Foam, 1¼- 2½" thick in the seat and 1½ -2½" in the tapered back
- The wood veneer table tops are 1" thick and are made of select grade sliced Walnut, Cherry, Maple, or composite veneers for maximum grain and color consistency
- The knife edge profile features a 5-ply balanced construction with a solid hardwood rim; the square edge profile features a 3-ply balanced construction with a 3mm veneer edge band
- The aprons and legs are solid maple hardwood and ship with adjustable glides
- Rated for users up to 275lbs
- Chairs and tables ship fully assembled

HOW TO ORDER EXAMPLE

GUEST AND LOUNGE

Model No.	Description	Example
246	Finish	DFW
	Primary Upholstery	Mayer Fabrics Fiji Aluminum
	Accent Upholstery	Mayer Fabrics Fedora Bitumen
	Glides	STD

TABLES

Model No.	Description	Example
231-1818ET	Edge Profile	K
	Veneer Finish	DFW

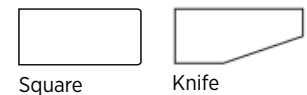
WALL SAVER DESIGN

All of the Britta chairs feature a wall saver design. With Britta's contoured frame, any unit can be placed against a wall without concern of scrtaching or scuffing.



TABLE EDGE PROFILE

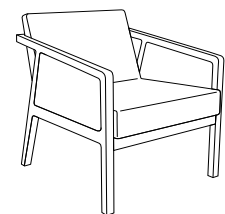
- Y Square Edge
- K Knife Edge



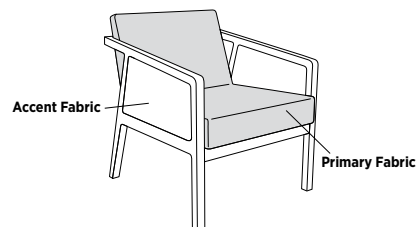
UPHOLSTERY OPTIONS

Available in single or contrasting upholsteries in a wide variety of graded-in or contract options, including fabric, vinyl, and leather.

Single Upholstery



Contrasting Upholstery



WOOD FINISHES ON SEATING

Indiana Furniture uses a multi-step, hand finishing process on all exposed wood frames, offering distinctive grain clarity, superior resistance to normal wear, and ease of maintenance.

AW	Artisan Walnut	MAS	Mesa Sunset*
AS	Asian Night	MTS	Metropolis Sky
BW	Beigewood*	MNR	Midnight Run
BL	Black	NTM	Natural Marrone*
CO	Columbian Walnut	ORW	Oak Riftwood*
DC	Dark Cherry	PNW	Pinnacle Walnut
DFW	Dark Forest Walnut*	PTK	Portico Teak*
WH	Designer White	RC	River Cherry*
EW	Espresso	SCH	Select Cherry
FO	Fawn Oak*	SPW	Sepia Walnut*
FLW	Florence Walnut*	SKC	Shaker Cherry
GC	Golden Cherry	SBP	Smoky Brown Pear*
HW	Harvest Walnut	TK	Studio Teak
HNW	Henna Walnut	SM	Sugar Maple
KHE	Kirsche	WTA	Weathered Ash*
LW	Legacy Walnut	WNB	White Nebbia
MW	Mahogany Walnut	WC	Williamsburg Cherry

* Finish is Low Sheen

VENEER (W) OPTIONS ON TABLES

Veneer tops feature UVAdvantage, an ultra-violet finish, on all exposed surfaces by utilizing roll-coat UV technology. Apron rails and table legs use a multi-step, hand finished process with a catalyzed finish.

AW	Artisan Walnut	LW	Legacy Walnut
CO	Columbian Walnut	MW	Mahogany Walnut
DC	Dark Cherry	MTS	Metropolis Sky
DFW	Dark Forest Walnut	PNW	Pinnacle Walnut
EW	Espresso	SCH	Select Cherry
GC	Golden Cherry	SKC	Shaker Cherry
HW	Harvest Walnut	SM	Sugar Maple
HNW	Henna Walnut	WC	Williamsburg Cherry

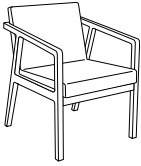
GLIDE OPTIONS

STD	Nylon Glides	STD
FELT	Felt Glides	\$ N/C

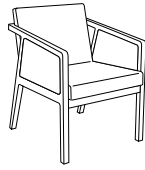
CERTIFICATIONS & COMPLIANCE

- CAL 117-2013 Compliance
- Intertek Sustainability Certified
- BIFMA level® Certified
- BIFMA Compliant® Certified
- TSCA Title VI (CARB) Compliance
- Contributes to LEED®, Green Globes®, and WELL® Sustainable Programs


Seating + Tables




Open Arm Guest:
235
[\(See Details\)](#)



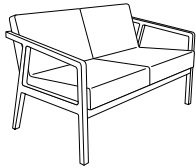
Closed Arm Guest:
245
[\(See Details\)](#)



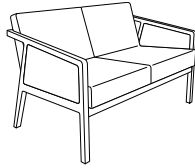
Open Arm Lounge:
236
[\(See Details\)](#)




Closed Arm Lounge:
246
[\(See Details\)](#)



Open Arm Settee:
2362
[\(See Details\)](#)



Closed Arm Settee:
2462
[\(See Details\)](#)




Enhance your space with
Cush Pillows. [See Product Details.](#)



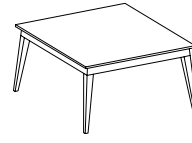
Square End Table:
231-1818ET
[\(See Details\)](#)



Square Cocktail Table:
231-2323SCT
[\(See Details\)](#)

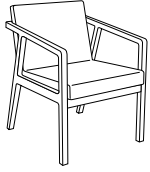


Rectangular Cocktail Table:
231-4723RCT
[\(See Details\)](#)



Square Cocktail Table:
231-3535SCT
[\(See Details\)](#)

Item	Model No.	Chair Width	Chair Depth	Chair Height	Seat Width	Seat Depth	Seat Height	Arm Height	Ship Wt	Cubic Ft
OPEN ARM GUEST	235	23¼	27¼	32	20½	19½	18	25	34	16.0



WS

Description

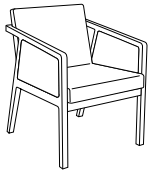
- Wall-Saver Design
- Standard with: Nylon Glides

Must Specify (in this order):

Model #
Finish
Upholstery
Glide

List Price/Grade	Yards	COM/1	2	3	4	5	6	7	8	9	10	L1	L2
Single Upholstery	1.50	\$ 1414	1492	1558	1623	1720	1819	1960	2107	2278	2476	1909	2121

CLOSED ARM GUEST	245	23¼	27¼	32	20½	19½	18	25	36	16.0
------------------	-----	-----	-----	----	-----	-----	----	----	----	------



WS

Description


- Wall-Saver Design
- Standard with: Nylon Glides
- Available with Contrasting Upholstery ([See Details](#))

Must Specify (in this order):

Model #
Finish
Primary Upholstery
Accent Upholstery
Glide

List Price/Grade	Yards	COM/1	2	3	4	5	6	7	8	9	10	L1	L2
Single Upholstery	2.50	\$ 1630	1760	1870	1978	2140	2305	2540	2785	3070	3400	2455	2808
Contrasting Upholstery													
Primary	1.50	\$ 1630	1708	1774	1839	1936	2035	2176	2323	2494	2692	2125	2337
Accent	1.00	\$ 0	52	96	139	204	270	364	462	576	708	330	471

OPEN ARM LOUNGE	236	24¾	28¾	29¾	22	20½	17¼	22¾	37	16.4
-----------------	-----	-----	-----	-----	----	-----	-----	-----	----	------



WS

Description

- Wall-Saver Design
- Standard with: Nylon Glides


Must Specify (in this order):

Model #
Finish
Upholstery
Glide

List Price/Grade	Yards	COM/1	2	3	4	5	6	7	8	9	10	L1	L2
Single Upholstery	1.75	\$ 1675	1766	1843	1918	2032	2148	2312	2484	2683	2914	2253	2499

For ordering options, [see overview at the beginning of this section.](#)

Item	Model No.	Chair Width	Chair Depth	Chair Height	Seat Width	Seat Depth	Seat Height	Arm Height	Ship Wt	Cubic Ft
CLOSED ARM LOUNGE	246	24¾	28¾	29¾	22	20½	17¼	22¾	39	16.4



WS

Description


- Wall-Saver Design
- Standard with: Nylon Glides
- Available with Contrasting Upholstery ([See Details](#))

Must Specify (in this order):

Model #
Finish
Primary Upholstery
Accent Upholstery
Glide

List Price/Grade	Yards	COM/1	2	3	4	5	6	7	8	9	10	L1	L2
Single Upholstery	2.75	\$ 1868	2011	2132	2250	2429	2611	2869	3139	3452	3815	2776	3163
Contrasting Upholstery													
Primary	1.75	\$ 1868	1959	2036	2111	2225	2341	2505	2677	2876	3107	2446	2692
Accent	1.00	\$ 0	52	96	139	204	270	364	462	576	708	330	471

OPEN ARM SETTEE	2362	46¾	28¾	29¾	44	20½	17¼	22¾	68	29.4
-----------------	------	-----	-----	-----	----	-----	-----	-----	----	------



WS

Description


- Wall-Saver Design
- Standard with: Nylon Glides

Must Specify (in this order):

Model #
Finish
Upholstery
Glide

List Price/Grade	Yards	COM/1	2	3	4	5	6	7	8	9	10	L1	L2
Single Upholstery	3.25	\$ 2774	2943	3086	3226	3437	3652	3957	4276	4646	5075	3847	4305

CLOSED ARM SETTEE	2462	46¾	28¾	29¾	44	20½	17¼	22¾	70	29.4
-------------------	------	-----	-----	-----	----	-----	-----	-----	----	------



WS

Description

- Wall-Saver Design
- Standard with: Nylon Glides
- Available with Contrasting Upholstery ([See Details](#))

Must Specify (in this order):

Model #
Finish
Primary Upholstery
Accent Upholstery
Glide

List Price/Grade	Yards	COM/1	2	3	4	5	6	7	8	9	10	L1	L2
Single Upholstery	4.25	\$ 2955	3176	3363	3546	3822	4103	4502	4919	5403	5964	4358	4957
Contrasting Upholstery													
Primary	3.25	\$ 2955	3124	3267	3407	3618	3833	4138	4457	4827	5256	4028	4486
Accent	1.00	\$ 0	52	96	139	204	270	364	462	576	708	330	471

For ordering options, [see overview at the beginning of this section.](#)

Item	Model No.		W	D	H	Ship Wt	Cubic Ft	List Price	
END TABLE	231-1818ET	Square Edge	18	18	20	18	10.8	Y\$	1438
		Knife Edge						K\$	1840



Must Specify (in this order):
Model #
Finish
Edge

Description

- Standard with: Adjustable Glides
- Specify Square (Y) or Knife (K) Edge ([See Edge Details](#))
- Ships Fully Assembled

SMALL SQUARE COCKTAIL TABLE	231-2323SCT	Square Edge	23	23	16	21	10.8	Y\$	1470
		Knife Edge						K\$	1884

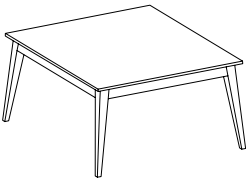


Must Specify (in this order):
Model #
Finish
Edge

Description

- Standard with: Adjustable Glides
- Specify Square (Y) or Knife (K) Edge ([See Edge Details](#))
- Ships Fully Assembled

SQUARE COCKTAIL TABLE	231-3535SCT	Square Edge	34 $\frac{7}{8}$	34 $\frac{7}{8}$	16	45	25.7	Y\$	1762
		Knife Edge						K\$	2263

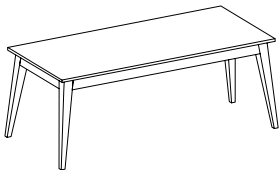


Must Specify (in this order):
Model #
Finish
Edge

Description

- Standard with: Adjustable Glides
- Specify Square (Y) or Knife (K) Edge ([See Edge Details](#))
- Ships Fully Assembled

RECTANGULAR COCKTAIL TABLE	231-4723RCT	Square Edge	46 $\frac{7}{8}$	23	16	36	23.1	Y\$	1724
		Knife Edge						K\$	2217



Must Specify (in this order):
Model #
Finish
Edge

Description

- Standard with: Adjustable Glides
- Specify Square (Y) or Knife (K) Edge ([See Edge Details](#))
- Ships Fully Assembled



Square



Knife

For ordering options, [see overview at the beginning of this section](#)

The perfect companion for traditional casegoods, Cirka creates an enduring style of guest seating for office, lounge, or conference environments. Select caster models for easy mobility.

CONSTRUCTION

- Exposed wood components and chair frame are manufactured using European Beech and are free of spirits, discoloration, pits, shakes, and wormholes
- All chair joints are double-doweled or mortised and tenoned, screwed, and glued for maximum strength and durability
- All seats feature corner blocking
- Frames are individually hand assembled and sanded prior to being finished
- Non-marring nylon glides included in each leg at floor level
- High Grade Polyurethane Foam, 1¾" thick in the seat and 2" thick in the back
- Textiles are sewn with double stitch seams
- High quality resilient sheet webbing ensures a comfortable seating application
- Rated for users up to 275lbs
- Ships fully assembled

HOW TO ORDER EXAMPLE

Model No.	Description	Example
208	Finish	SBP
	Upholstery	Momentum Canter EPU Nimbus
	Nail Trim/Casters	NSLVR
	Glides	FELT

WOOD FINISHES

Indiana Furniture uses a multi-step, hand finishing process on all exposed wood frames.

Chairs feature a catalyzed varnish finish which offers durability, lasting beauty, and resistance to normal wear.

AW Artisan Walnut	MW Mahogany Walnut
AS Asian Night	MAS Mesa Sunset*
BW Beigewood*	MTS Metropolis Sky
BL Black	MNR Midnight Run
CO Columbian Walnut	NTM Natural Marrone*
DC Dark Cherry	ORW Oak Riftwood*
DFW Dark Forest Walnut*	PNW Pinnacle Walnut
WH Designer White	PTK Portico Teak*
EF Espresso	RC River Cherry*
FO Fawn Oak*	SCH Select Cherry
FLW Florence Walnut*	SPW Sepia Walnut*
GC Golden Cherry	SKC Shaker Cherry
HVM Harvest Maple*	SBP Smoky Brown Pear*
HW Harvest Walnut	TK Studio Teak
HNW Henna Walnut	SM Sugar Maple
KHE Kirsche	WTA Weathered Ash*
LW Legacy Walnut	WNB White Nebbia
	WC Williamsburg Cherry

* Finish is Low Sheen

UPHOLSTERY OPTIONS

Available in single upholstery in a wide variety of graded-in or contract options, including fabric, vinyl, and leather.

NAIL TRIM

NABRS	Brass Nail Trim	STD
NSLVR	Silver Nail Trim	\$ N/C
NONT	No Nail Trim	\$ N/C

CASTER OPTIONS (IF APPLICABLE)

BRCS	Brass Hooded Casters	STD
BLCS	Black Hooded Casters	\$ N/C
SLCS	Silver Hooded Casters	\$ N/C

GLIDE OPTIONS (IF APPLICABLE)

STD	Nylon Glides	STD
FELT	Felt Glides	\$ N/C

CERTIFICATIONS & COMPLIANCE

- CAL 117-2013 Compliance
- Intertek Sustainability Certified
- BIFMA level® Certified
- BIFMA Compliant® Certified
- TSCA Title VI (CARB) Compliance
- Contributes to LEED®, Green Globes®, and WELL® Sustainable Programs

STATEMENT OF LINE



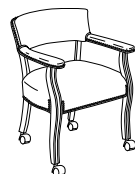
Half Barrel
Back Guest: 206
[\(See Details\)](#)



Half Barrel Back
on Casters: 208
[\(See Details\)](#)



Half Back Guest:
226
[\(See Details\)](#)



Half Back Guest
on Casters: 228
[\(See Details\)](#)

Item	Model No.	Chair Width	Chair Depth	Chair Height	Seat Width	Seat Depth	Seat Height	Arm Height	Ship Wt	Cubic Ft
HALF UPHOLSTERED BARREL BACK GUEST	206	25	23	30	18	18½	17	25	30	16.9



Description

- Standard with: Brass Nail Trim
- Optional Silver Nail Trim ([See Options](#))

List Price/Grade	Yards	COM/1	2	3	4	5	6	7	8	9	10	L1	L2
Single Upholstery	1.75	\$ 1918	2009	2086	2161	2275	2391	2555	2727	2926	3157	2496	2742

Must Specify (in this order):

- Model #
- Finish
- Upholstery
- Nail Trim Color
- Glide

HALF UPHOLSTERED BARREL BACK WITH CASTERS	208	25	23	30	18	18½	17	26¾	30	16.9
---	-----	----	----	----	----	-----	----	-----	----	------



Description

- Standard with: Brass Nail Trim and Brass Hooded Dual Wheel Hard Casters Standard
- Optional Silver Nail Trim and Additional Caster Options ([See Options](#))
- Not Recommended for Use with Conference Tables

List Price/Grade	Yards	COM/1	2	3	4	5	6	7	8	9	10	L1	L2
Single Upholstery	1.75	\$ 2060	2151	2228	2303	2417	2533	2697	2869	3068	3299	2638	2884

Must Specify (in this order):

- Model #
- Finish
- Upholstery
- Nail Trim
- Caster

HALF UPHOLSTERED BACK GUEST	226	24	23½	30	18	18	18	24½	30	16.9
-----------------------------	-----	----	-----	----	----	----	----	-----	----	------



Description

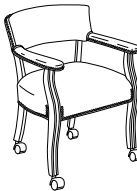
- Standard with: Brass Nail Trim
- Optional Silver Nail Trim ([See Options](#))

List Price/Grade	Yards	COM/1	2	3	4	5	6	7	8	9	10	L1	L2
Single Upholstery	2.00	\$ 1412	1516	1604	1690	1820	1952	2140	2336	2564	2828	2072	2354

Must Specify (in this order):

- Model #
- Finish
- Upholstery
- Nail Trim Color
- Glide

HALF UPHOLSTERED BACK WITH CASTERS	228	24	23½	30	18	18	18	25½	30	16.9
------------------------------------	-----	----	-----	----	----	----	----	-----	----	------



Description

- Standard with: Brass Nail Trim and Brass Hooded Dual Wheel Hard Casters Standard
- Optional Silver Nail Trim and Additional Caster Options ([See Options](#))
- Not Recommended for Use with Conference Tables

List Price/Grade	Yards	COM/1	2	3	4	5	6	7	8	9	10	L1	L2
Single Upholstery	2.00	\$ 1452	1556	1644	1730	1860	1992	2180	2376	2604	2868	2112	2394

Must Specify (in this order):

- Model #
- Finish
- Upholstery
- Nail Trim
- Caster

For ordering options, [see overview at the beginning of this section.](#)

For private office, conference, or in an open collaborative space, Clutch is designed to fit your exact need. Choose the height that fits the environment, the arm that supports the task, and the base that works best for the project. Contoured lumbar support and flexible suspension provide all day comfort. A selection of arm, base and back styles offer the right adjustment. Spec the appropriate final touches for highbrow environments or scale for casual office settings.

CONSTRUCTION

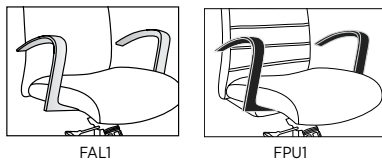
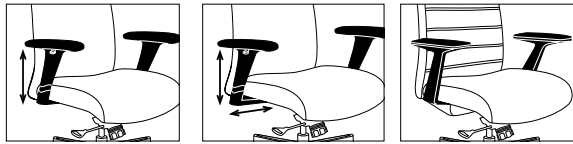
- Backs are formed with a steel tubular frame
- Seats are manufactured of plywood
- 3/8" diameter bolts fasten back to seat
- High Grade Polyurethane Foam, 3" thick in the seat and 1" thick in the back; seat polyurethane is a molded fabrication and is highly resilient
- Contoured seat with waterfall edge for ergonomic comfort
- Textiles are sewn with double stitch seams
- Rated for users up to 275lbs
- Ships fully assembled

HOW TO ORDER EXAMPLE

Model No.	Description	Example
584	Arm	FAL1
	Control	ST
	Base	ALM Base
	Caster	BHC
	Upholstery	UF Brisa Original Sand

ARM OPTIONS

NO ARM	Armless	\$ -136
ABT2	Black Height Adjustable T	\$ STD
FBT1	Black Fixed T	\$ 145
ABT2W	Black Height and Width Adjustable T	\$ 166
FAL1	Aluminum Fixed Loop	\$ 228
FPU1	Black Fixed Loop	\$ 145



CONTROL OPTIONS

SW	Swivel Tilt Control	STD
KT	Knee Tilt Control	\$ 96
ST	Synchro Knee Tilt Control	\$ 142
SS	Synchro Tilt Control with Seat Slider	\$ 175

BASE OPTIONS

BLK BASE	Black Nylon Base	STD
ALM BASE	Polished Aluminum Base	\$ 115
AS POWD	Powder-Coated Silver Base	\$ 186

CASTER OPTIONS

BCC	Black Dual Wheel Carpet Caster	STD
BHC	Black Soft Caster for Hard Surfaces	N/C
BG	Black Glides for All Surfaces	N/C
CHRC	Chrome-Rimmed Hard Surface Caster with Roll Control	\$ 398

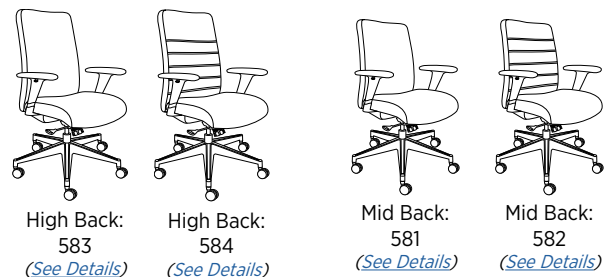
UPHOLSTERY OPTIONS

Available in single upholstery in a wide variety of graded-in or contract options, including fabric, vinyl, and leather.

CERTIFICATIONS & COMPLIANCE

- CAL 117-2013 Compliance
- Intertek Sustainability Certified
- BIFMA level® Certified
- BIFMA Compliant® Certified
- TSCA Title VI (CARB) Compliance
- Contributes to LEED®, Green Globes®, and WELL® Sustainable Programs

STATEMENT OF LINE



Item	Model No.	Chair Width	Chair Depth	Chair Height	Seat Width	Seat Depth	Seat Height	Arm Height	Ship Wt	Cubic Ft
HIGH BACK SWIVEL WITH NO BACK STITCHING	583	26	26	43-48	20½	19	16¼-21¼	25¾-29¾	46	20



Description

- Standard with: Swivel Tilt Control with Adjustable Tension; Pneumatic Height Adjustment, 5-Star Base Fiberglass Reinforced Nylon Base, Black Height Adjustable T-Arm, and Black Dual Wheel Carpet Casters
- Features Clean Back Front with No Stitching
- Ergonomic Curved Back Provides Lumbar Support and Promotes Circulation
- Specify [Arm Option](#), [Control Option](#), [Base Option](#), and [Caster Option](#)

List Price/Grade	Yards	COM/1	2	3	4	5	6	7	8	9	10	L1	L2
Upholstery	2.25	\$ 1816	1933	2032	2129	2275	2424	2635	2856	3112	3409	2559	2876

Must Specify (in this order):

- Model #
- Arm
- Control Option
- Base
- Casters
- Upholstery

HIGH BACK SWIVEL WITH BACK STITCHING	584	26	26	43-48	20½	19	16¼-21¼	25¾-29¾	46	20
--------------------------------------	-----	----	----	-------	-----	----	---------	---------	----	----



Description

- Standard with: Five (5) Double Stitch Design on Front of Back, Swivel Tilt Control with Adjustable Tension; Pneumatic Height Adjustment, 5-Star Base Fiberglass Reinforced Nylon Base, Black Height Adjustable T-Arm, and Black Dual Wheel Carpet Casters
- Ergonomic Curved Back Provides Lumbar Support and Promotes Circulation
- Specify [Arm Option](#), [Control Option](#), [Base Option](#), and [Caster Option](#)

List Price/Grade	Yards	COM/1	2	3	4	5	6	7	8	9	10	L1	L2
Upholstery	2.25	\$ 1923	2040	2139	2236	2382	2531	2742	2963	3219	3516	2666	2983

Must Specify (in this order):

- Model #
- Arm
- Control Option
- Base
- Casters
- Upholstery

For ordering options, [see overview at the beginning of this section.](#)

Item	Model No.	Chair Width	Chair Depth	Chair Height	Seat Width	Seat Depth	Seat Height	Arm Height	Ship Wt	Cubic Ft
MID BACK SWIVEL WITH NO BACK STITCHING	581	26	26	37-42	20½	19	16¼-21¼	25¾-29¾	46	20



Must Specify (in this order):

- Model #
- Arm
- Control Option
- Base
- Casters
- Upholstery

Description

- Standard with: Swivel Tilt Control with Adjustable Tension; Pneumatic Height Adjustment, 5-Star Base Fiberglass Reinforced Nylon Base, Black Height Adjustable T-Arm, and Black Dual Wheel Carpet Casters
- Features Clean Back Front with No Stitching
- Ergonomic Curved Back Provides Lumbar Support and Promotes Circulation
- Specify [Arm Option](#), [Control Option](#), [Base Option](#), and [Caster Option](#)

List Price/Grade	Yards	COM/1	2	3	4	5	6	7	8	9	10	L1	L2
Upholstery	1.50	\$ 1604	1682	1748	1813	1910	2009	2150	2297	2468	2666	2099	2311

MID BACK SWIVEL WITH BACK STITCHING	582	26	26	37-42	20½	19	16¼-21¼	25¾-29¾	46	20
-------------------------------------	-----	----	----	-------	-----	----	---------	---------	----	----



Must Specify (in this order):

- Model #
- Arm
- Control Option
- Base
- Casters
- Upholstery

Description

- Standard with: Five (5) Double Stitch Design on Front of Back, Swivel Tilt Control with Adjustable Tension; Pneumatic Height Adjustment, 5-Star Base Fiberglass Reinforced Nylon Base, Black Height Adjustable T-Arm, and Black Dual Wheel Carpet Casters
- Ergonomic Curved Back Provides Lumbar Support and Promotes Circulation
- Specify [Arm Option](#), [Control Option](#), [Base Option](#), and [Caster Option](#)

List Price/Grade	Yards	COM/1	2	3	4	5	6	7	8	9	10	L1	L2
Upholstery	1.50	\$ 1711	1789	1855	1920	2017	2116	2257	2404	2575	2773	2206	2418

For ordering options, [see overview at the beginning of this section.](#)

The Dab collection of multi-purpose, stackable seating offers a broad range of functionality and style and is ideal for personal and shared offices, teaming and collaborative areas, training and learning spaces, meeting and huddle rooms, break rooms and cafés, and so much more. With upholstery, mesh, and poly options for seats and backs, as well as armless models, tasking options, and ganging brackets, this line has what it takes to bring a variety of spaces to life.

CONSTRUCTION

- All seats and backs are 0.2" thick mold-injected plastic polypropylene made from 70% recycled material
- Upholstered seats feature 1" thick high grade polyurethane foam
- Upholstered backs have ½" high grade polyurethane foam
- Black mesh backs are made of woven polypropylene
- Powder coated steel leg frames are ¾" diameter and available in black or aluminum
- Chairs without casters include black non-leveling plastic glides; chairs with casters feature 60mm black soft wheels for hard surfaces
- Gang black plastic arm and armless models together with the black steel ganging bracket; We advise against combining chairs with casters and glides
- Ships fully assembled
- Rated for up to 275lbs

MORE THAN JUST A GREAT CHAIR

Dab is more than just a great chair. By using recycled content, this chair is all about being sustainable and reducing our carbon footprint. And with every Dab chair ordered, we will donate a percentage of the sales to The Common Thread for The Cure, a foundation dedicated to the battle against breast cancer.

Extend the generosity even further by exploring a variety of patterns from Mayer Fabrics and Momentum Textiles & Wall Coverings, both have partnered with The Common Thread For The Cure to offer donations from specific patterns, allowing Dab to contribute even more to the cause.



HOW TO ORDER EXAMPLES

UPHOLSTERED SEAT AND BACK MODELS

Model No.	Description	Example
900U	Primary Upholstery	Mayer Editor Blush
	Accent Upholstery	Mayer Crazy Quilt Magenta
	Leg Frame Color	BLK

UPHOLSTERED SEAT WITH MESH BACK MODELS

Model No.	Description	Example
910M	Seat Upholstery	Momentum Silica Jewel
	Leg Frame Color	ALUM

POLY SEAT AND BACK MODELS

Model No.	Description	Example
908P	Leg Frame Color	BLK

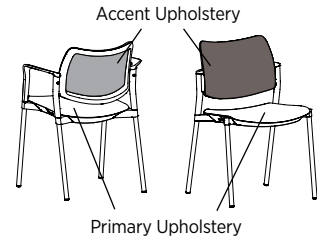
UPHOLSTERY OPTIONS

Available in single or contrasting upholsteries in a wide variety of graded-in or contract options, including fabric, vinyl, and leather.

Single Upholstery



Contrasting Upholstery




LEG FRAME COLOR OPTIONS

- BLK Black
- ALUM Aluminum

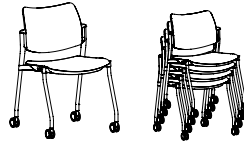


CERTIFICATIONS & COMPLIANCE

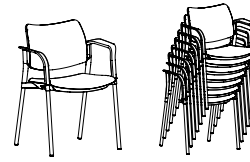
- Intertek Indoor Air Quality Certified
- BIFMA level® Certified
- BIFMA Compliant® Certified
- TSCA Title VI (CARB) Compliance
- Contributes to LEED®, Green Globes®, and WELL® Sustainable Programs



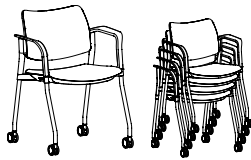
Upholstered Seat and
Back Armless:
900U
[\(See Details\)](#)



Upholstered Seat and
Back Armless with Casters:
908U
[\(See Details\)](#)



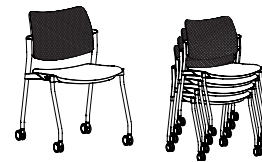
Upholstered Seat and
Back with Arms:
910U
[\(See Details\)](#)



Upholstered Seat and Back
with Arms and Casters:
918U
[\(See Details\)](#)



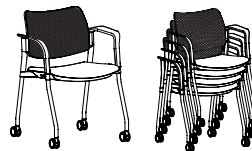
Upholstered Seat and
Mesh Back Armless:
900M
[\(See Details\)](#)




Upholstered Seat and Mesh
Back Armless with Casters:
908M
[\(See Details\)](#)




Upholstered Seat and Mesh
Back with Arms:
910M
[\(See Details\)](#)




Upholstered Seat and
Mesh Back with Arms
and Casters:
918M
[\(See Details\)](#)



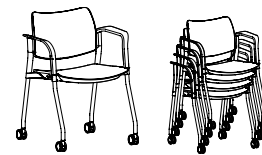
Poly Seat and Back
Armless: 900P
[\(See Details\)](#)



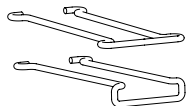
Poly Seat and Back
Armless with Casters:
908P
[\(See Details\)](#)



Poly Seat and Back
with Arms:
910P
[\(See Details\)](#)




Poly Seat and Back with
Arms and Casters:
918P
[\(See Details\)](#)



Ganging Bracket:
910-000GB
[\(See Details\)](#)

Item	Model No.	Chair Width	Chair Depth	Chair Height	Seat Width	Seat Depth	Seat Height	Arm Height	Ship Wt	Cubic Ft
UPHOLSTERED SEAT AND BACK ARMLESS	900U	21	22	32	17	17½	18½	-	14	10.1




Description

- Upholstered Seat and Back with Black Non-Leveling Plastic Glides
- Available with Contrasting Upholstery on Seat and Back; [See Upholstery Options](#)
- Must Specify Frame Color; Black (BLK) or Aluminum (ALUM)
- Easily Gang Chairs Together; Ganging Bracket Sold Separately, [See Unit](#)
- Stacks Up to Seven (7) High; Stacking Height: 49¼"H and Stacking Depth: 34½"D
- Rated For Users Up To **275lbs**

List Price/Grade	COM	1	2	3	4	5	6	7	8	9	10	L1	L2
Single Upholstery	1.00 \$	617	669	713	756	821	887	981	1079	1193	1325	947	1088
Contrasting Upholstery													
Primary	0.75 \$	641	680	713	745	794	844	914	988	1073	1172	889	994
Accent	0.75 \$	0	39	72	104	153	203	273	347	432	531	248	353

Must Specify (in this order):
 Model #
 Primary Upholstery
 Accent Upholstery
 Leg Frame Color

UPHOLSTERED SEAT AND BACK ARMLESS WITH CASTERS	908U	21	22	32	17	17½	18½	-	14	10.1
--	------	----	----	----	----	-----	-----	---	----	------




Description

- Upholstered Seat and Back with 60mm Black Soft Wheel Casters
- Available with Contrasting Upholstery on Seat and Back; [See Upholstery Options](#)
- Specify Frame Color; Black (BLK) or Aluminum (ALUM)
- Easily Gang Chairs Together; Ganging Bracket Sold Separately, [See Unit](#)
- Caster Units Stack Up to Four (4) High; Stacking Height: 40½"H and Stacking Depth: 30"D
- Rated For Users Up To **275lbs**

List Price/Grade	COM	1	2	3	4	5	6	7	8	9	10	L1	L2
Single Upholstery	1.00 \$	676	728	772	815	880	946	1040	1138	1252	1384	1006	1147
Contrasting Upholstery													
Primary	0.75 \$	700	739	772	804	853	903	973	1047	1132	1231	948	1053
Accent	0.75 \$	0	39	72	104	153	203	273	347	432	531	248	353

Must Specify (in this order):
 Model #
 Primary Upholstery
 Accent Upholstery
 Leg Frame Color

UPHOLSTERED SEAT AND BACK WITH ARMS	910U	24	22	32	17	17½	18½	27¼	16	10.1
-------------------------------------	------	----	----	----	----	-----	-----	-----	----	------



Description

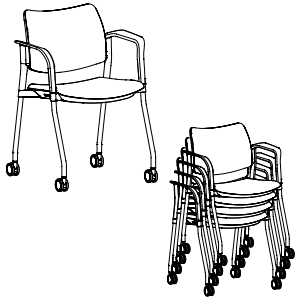
- Upholstered Seat and Back with Black Plastic Arms and Black Non-Leveling Plastic Glides
- Available with Contrasting Upholstery on Seat and Back; [See Upholstery Options](#)
- Specify Frame Color; Black (BLK) or Aluminum (ALUM)
- Easily Gang Chairs Together; Ganging Bracket Sold Separately, [See Unit](#)
- Stacks Up to Seven (7) High; Stacking Height: 49¼"H and Stacking Depth: 34½"D
- Rated For Users Up To **275lbs**

List Price/Grade	COM	1	2	3	4	5	6	7	8	9	10	L1	L2
Single Upholstery	1.00 \$	655	707	751	794	859	925	1019	1117	1231	1363	985	1126
Contrasting Upholstery													
Primary	0.75 \$	679	718	751	783	832	882	952	1026	1111	1210	927	1032
Accent	0.75 \$	0	39	72	104	153	203	273	347	432	531	248	353

Must Specify (in this order):
 Model #
 Primary Upholstery
 Accent Upholstery
 Leg Frame Color

For ordering options, [see overview at the beginning of this section.](#)

Item	Model No.	Chair Width	Chair Depth	Chair Height	Seat Width	Seat Depth	Seat Height	Arm Height	Ship Wt	Cubic Ft
UPHOLSTERED SEAT AND BACK WITH ARMS AND CASTERS	918U	24	22	32	17	17½	18½	27¼	16	10.1



Description

- Upholstered Seat and Back with Black Plastic Arms and 60mm Black Soft Wheel Casters
- Available with Contrasting Upholstery on Seat and Back; [See Upholstery Options](#)
- Specify Frame Color; Black (BLK) or Aluminum (ALUM)
- Easily Gang Chairs Together; Ganging Bracket Sold Separately, [See Unit](#)
- Caster Units Stack Up to Four (4) High; Stacking Height: 40½"H and Stacking Depth: 30"D
- Rated For Users Up To **275lbs**

Must Specify (in this order):
 Model #
 Primary Upholstery
 Accent Upholstery
 Leg Frame Color

List Price/Grade	COM	1	2	3	4	5	6	7	8	9	10	L1	L2
Single Upholstery	1.00 \$	714	766	810	853	918	984	1078	1176	1290	1422	1044	1185
Contrasting Upholstery													
Primary	0.75 \$	738	777	810	842	891	941	1011	1085	1170	1269	986	1091
Accent	0.75 \$	0	39	72	104	153	203	273	347	432	531	248	353

UPHOLSTERED SEAT AND BLACK MESH BACK ARMLESS	900M	21	22	32	17	17½	18½	-	13	10.1
--	------	----	----	----	----	-----	-----	---	----	------



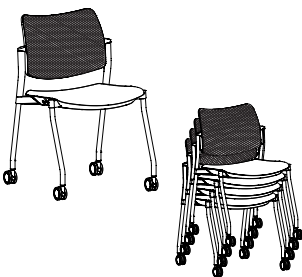
Description

- Upholstered Seat with Black Mesh Back and Black Non-Leveling Plastic Glides
- Specify Frame Color; Black (BLK) or Aluminum (ALUM)
- Easily Gang Chairs Together; Ganging Bracket Sold Separately, [See Unit](#)
- Stacks Up to Seven (7) High; Stacking Height: 49¼"H and Stacking Depth: 34½"D
- Rated For Users Up To **275lbs**

Must Specify (in this order):
 Model #
 Seat Upholstery
 Leg Frame Color

List Price/Grade	COM	1	2	3	4	5	6	7	8	9	10	L1	L2
Seat Upholstery	0.75 \$	503	542	575	607	656	706	776	850	935	1034	751	856

UPHOLSTERED SEAT AND BLACK MESH BACK ARMLESS WITH CASTERS	908M	21	22	32	17	17½	18½	-	13	10.1
---	------	----	----	----	----	-----	-----	---	----	------



Description


- Upholstered Seat with Black Mesh Back and 60mm Black Soft Wheel Casters
- Specify Frame Color; Black (BLK) or Aluminum (ALUM)
- Easily Gang Chairs Together; Ganging Bracket Sold Separately, [See Unit](#)
- Caster Units Stack Up to Four (4) High; Stacking Height: 40½"H and Stacking Depth: 30"D
- Rated For Users Up To **275lbs**

Must Specify (in this order):
 Model #
 Seat Upholstery
 Leg Frame Color

List Price/Grade	COM	1	2	3	4	5	6	7	8	9	10	L1	L2
Seat Upholstery	0.75 \$	562	601	634	666	715	765	835	909	994	1093	810	915

For ordering options, [see overview at the beginning of this section.](#)

Item	Model No.	Chair Width	Chair Depth	Chair Height	Seat Width	Seat Depth	Seat Height	Arm Height	Ship Wt	Cubic Ft
UPHOLSTERED SEAT AND BLACK MESH BACK WITH ARMS	910M	24	22	32	17	17½	18½	27¼	15	10.1



Description

- Upholstered Seat with Black Mesh Back, Black Plastic Arms and Black Non-Leveling Plastic Glides
- Specify Frame Color; Black (BLK) or Aluminum (ALUM)
- Easily Gang Chairs Together; Ganging Bracket Sold Separately, [See Unit](#)
- Stacks Up to Seven (7) High: 49¼”H and Stacking Depth: 34½”D
- Rated For Users Up To **275lbs**

List Price/Grade	COM	1	2	3	4	5	6	7	8	9	10	L1	L2
Seat Upholstery	0.75 \$	541	580	613	645	694	744	814	888	973	1072	789	894

Must Specify (in this order):

- Model #
- Seat Upholstery
- Leg Frame Color

UPHOLSTERED SEAT AND BLACK MESH BACK WITH ARMS AND CASTERS	918M	24	22	32	17	17½	18½	27¼	15	10.1
--	------	----	----	----	----	-----	-----	-----	----	------



Description

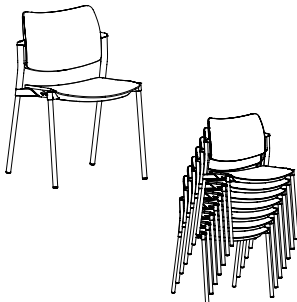
- Upholstered Seat with Black Mesh Back, Black Plastic Arms and 60mm Black Soft Wheel Casters
- Specify Frame Color; Black (BLK) or Aluminum (ALUM)
- Easily Gang Chairs Together; Ganging Bracket Sold Separately, [See Unit](#)
- Caster Units Stack Up to Four (4) High; Stacking Height: 40½”H and Stacking Depth: 30”D
- Rated For Users Up To **275lbs**

List Price/Grade	COM	1	2	3	4	5	6	7	8	9	10	L1	L2
Single Upholstery	0.75	600	639	672	704	753	803	600	947	1032	1131	848	953

Must Specify (in this order):

- Model #
- Seat Upholstery
- Leg Frame Color

Item	Model No.	Chair Width	Chair Depth	Chair Height	Seat Width	Seat Depth	Seat Height	Ship Wt	Cubic Ft	List Price
ARMLESS WITH POLY SEAT AND BACK	900P	21	22	32	17	17½	18½	13	10.1	\$ 346



Description


- Black Poly Seat and Back with Black Non-Leveling Plastic Glides
- Specify Frame Color; Black (BLK) or Aluminum (ALUM)
- Easily Gang Chairs Together; Ganging Bracket Sold Separately, [See Unit](#)
- Stacks Up to Seven (7) High; Stacking Height: 49”H and Stacking Depth: 34½”D
- Rated For Users Up To **275lbs**

Must Specify (in this order):

- Model #
- Leg Frame Color

For ordering options, [see overview at the beginning of this section.](#)

Item	Model No.	Chair Width	Chair Depth	Chair Height	Seat Width	Seat Depth	Seat Height	Arm Height	Ship Wt	Cubic Ft	List Price
ARMLESS WITH POLY SEAT AND BACK WITH CASTERS	908P	21	22	32	17	17½	18½	-	13	10.1	\$ 405




Description

- Black Poly Seat and Back with 60mm Black Soft Wheel Casters
- Specify Frame Color; Black (BLK) or Aluminum (ALUM)
- Easily Gang Chairs Together; Ganging Bracket Sold Separately, See Unit Below
- Stacks Up to Four (4) High; Stacking Height: 40"H and Stacking Depth: 29¼"D
- Rated For Users Up To **275lbs**

Must Specify (in this order):

Model #
Leg Frame Color

POLY SEAT AND BACK WITH ARMS	910P	24	22	32	17	17½	18½	27¼	15	10.1	\$ 384
------------------------------	------	----	----	----	----	-----	-----	-----	----	------	--------



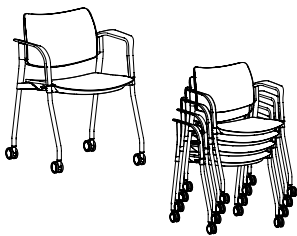
Description

- Black Poly Seat and Back with Black Plastic Arms and Black Non-Leveling Plastic Glides
- Specify Frame Color; Black (BLK) or Aluminum (ALUM)
- Easily Gang Chairs Together; Ganging Bracket Sold Separately, See Unit Below
- Stacks Up to Seven (7) High; Stacking Height: 49"H and Stacking Depth: 34½"D
- Rated For Users Up To **275lbs**

Must Specify (in this order):

Model #
Leg Frame Color

POLY SEAT AND BACK WITH ARMS AND CASTERS	918P	24	22	32	17	17½	18½	27¼	15	10.1	\$ 443
--	------	----	----	----	----	-----	-----	-----	----	------	--------



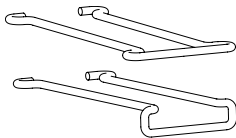
Description

- Black Poly Seat and Back with Black Plastic Arms and 60mm Black Soft Wheel Casters
- Specify Frame Color; Black (BLK) or Aluminum (ALUM)
- Easily Gang Chairs Together; Ganging Bracket Sold Separately, See Unit Below
- Stacks Up to Four (4) High; Stacking Height: 40"H and Stacking Depth: 29¼"D
- Rated For Users Up To **275lbs**

Must Specify (in this order):

Model #
Leg Frame Color

Item	Model No.	Width	Depth	Height	Ship Wt	Cubic Ft	List Price
GANGING BRACKET	910-000GB	7	3½	1	0.5	3	\$ 53



Description

- Black ¼" Steel Ganging Bracket
- When Armed Chairs are Ganged Together, Arms are ⅜" Apart and Frames are 3¼" Apart
- When Armless Chairs are Ganged Together, Frames are 1" Apart

For ordering options, [see overview at the beginning of this section.](#)

Clean lines, five back styles, and beautiful hardwood frames form a versatile collection of guest seating to outfit any environment. From contemporary to traditional, corporate to healthcare, Delphi adds style without sacrificing comfort. The ability to mix and match back styles gives you design freedom to create the perfect look, and provide lasting comfort, for a diverse range of users. High Occupancy models support users up to 400lbs.

CONSTRUCTION

- Exposed wood components are manufactured using European Beech and are free of spirits, discoloration, pits, shakes, and wormholes
- All chair joints are double-doweled or mortised and tenoned, screwed, and glued for maximum strength and durability
- Frames are individually hand assembled and sanded prior to being finished
- Non-marring nylon glides included in each leg at floor level
- High Grade Polyurethane Foam, 1½" thick in the seat and back
- High quality resilient sheet webbing ensures a comfortable seating application
- Standard units support users up to 275lbs and High Occupancy units support users up to 400lbs
- Ships fully assembled

HOW TO ORDER EXAMPLE

Model No.	Description	Example
266	Finish	WTA
	Primary Upholstery	Momentum Graph Alpine
	Accent Upholstery	Momentum Boom II Pewter
	Glides	STD

WOOD FINISHES

Indiana Furniture uses a multi-step, hand finishing process on all exposed wood frames.

Chairs feature a catalyzed varnish finish which offers durability, lasting beauty, and resistance to normal wear.

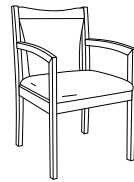
AW Artisan Walnut	MW Mahogany Walnut
AS Asian Night	MAS Mesa Sunset*
BW Beigewood*	MTS Metropolis Sky
BL Black	MNR Midnight Run
CO Columbian Walnut	NTM Natural Marrone*
DC Dark Cherry	ORW Oak Riftwood*
DFW Dark Forest Walnut*	PNW Pinnacle Walnut
WH Designer White	PTK Portico Teak*
EF Espresso	RC River Cherry*
FO Fawn Oak*	SCH Select Cherry
FLW Florence Walnut*	SPW Sepia Walnut*
GC Golden Cherry	SKC Shaker Cherry
HVM Harvest Maple*	SBP Smoky Brown Pear*
HW Harvest Walnut	TK Studio Teak
HNW Henna Walnut	SM Sugar Maple
KHE Kirsche	WTA Weathered Ash*
LW Legacy Walnut	WNB White Nebbia
	WC Williamsburg Cherry

* Finish is Low Sheen

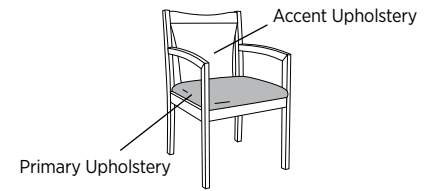
UPHOLSTERY OPTIONS

Available in single or contrasting upholsteries in a wide variety of graded-in or contract options, including fabric, vinyl, and leather.

Single Upholstery



Contrasting Upholstery




GLIDE OPTIONS

STD	Nylon Glides	STD
FELT	Felt Glides	\$ N/C

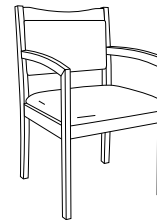
CERTIFICATIONS

- CAL 117-2013 Compliance
- Intertek Sustainability Certified
- BIFMA level® Certified
- BIFMA Compliant® Certified
- TSCA Title VI (CARB) Compliance
- Contributes to LEED®, Green Globes®, and WELL® Sustainable Programs


STATEMENT OF LINE



Full Back Guest:
266
[\(See Details\)](#)

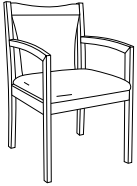


Clean Out Back
Guest: 267
[\(See Details\)](#)



Tapered Slat Back
Guest: 286
[\(See Details\)](#)

Item	Model No.	Chair Width	Chair Depth	Chair Height	Seat Width	Seat Depth	Seat Height	Arm Height	Ship Wt	Cubic Ft
FULL BACK GUEST	266	22	23	34¾	20	18½	18¼	26¾	30	16.9



Must Specify (in this order):
 Model #
 Finish
 Primary Upholstery
 Accent Upholstery
 Glide

Description

- Available with Contrasting Upholstery ([See Details](#))
- Supports Users Up To 275lbs

List Price/Grade	Yards	COM/1	2	3	4	5	6	7	8	9	10	L1	L2
Single Upholstery	1.50	\$ 1122	1200	1266	1331	1428	1527	1668	1815	1986	2184	1617	1829
Contrasting Upholstery													
Primary	0.75	\$ 1122	1161	1194	1226	1275	1325	1395	1469	1554	1653	1370	1475
Accent	0.75	\$ 0	39	72	104	153	203	273	347	432	531	248	353

CLEAN OUT BACK GUEST	267	22	23	34¾	20	18½	18¼	26¾	30	16.9
----------------------	-----	----	----	-----	----	-----	-----	-----	----	------



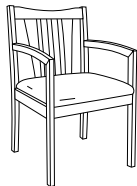
Must Specify (in this order):
 Model #
 Finish
 Primary Upholstery
 Accent Upholstery
 Glide

Description

- Available with Contrasting Upholstery ([See Details](#))
- Supports Users Up To 275lbs

List Price/Grade	Yards	COM/1	2	3	4	5	6	7	8	9	10	L1	L2
Single Upholstery	1.50	\$ 1122	1200	1266	1331	1428	1527	1668	1815	1986	2184	1617	1829
Contrasting Upholstery													
Primary	0.75	\$ 1134	1173	1206	1238	1287	1337	1407	1481	1566	1665	1382	1487
Accent	1.00	\$ 0	52	96	139	204	270	364	462	576	708	330	471

TAPERED SLATE BACK GUEST	286	22	23	34¾	20	18½	18¼	26¾	30	16.9
--------------------------	-----	----	----	-----	----	-----	-----	-----	----	------



Must Specify (in this order):
 Model #
 Finish
 Upholstery
 Glide

Description

- Available with Single Upholstery
- Supports Users Up To 275lbs

List Price/Grade	Yards	COM/1	2	3	4	5	6	7	8	9	10	L1	L2
Single Upholstery	0.75	\$ 1070	1109	1142	1174	1223	1273	1343	1417	1502	1601	1318	1423

For ordering options, [see overview at the beginning of this section.](#)

Fifteen Lounge, created by Pledge, is a mix of freestanding and modular components designed to create shared and private moments for a broad range of applications. With the ease and flexibility you desire, Fifteen fits today's needs.

CONSTRUCTION

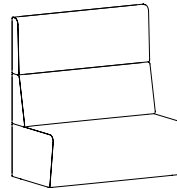
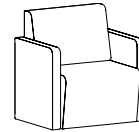
- Lounge units are manufactured using Baltic Birch plywood for internal wood components and frame; individually hand assembled with joints mortised and tenoned, screwed, and glued for maximum strength and durability
- High Grade Polyurethane Foam, 2¼" thick in the seat and 1" thick in the back
- Lounge units connect using pre-installed metal ganging brackets (unless otherwise noted)
- View Tables feature square edge profile and are available in Veneer, HPL, and TFL
- Veneer table tops are 1¾" thick with a 3mm veneer edge banding and are made of select-grade sliced Walnut, Cherry, Maple, or composite veneers for maximum grain and color consistency
- HPL tops are 1¾" thick with a 3mm PVC edge bands and TFL tops are 1" thick with a 3mm PVC edge bands; Designer White, Sugar Maple, and Williamsburg Cherry feature ABS edge bands
- Each unit includes non-marring, nylon adjustable glides
- Upholstered units ship fully assembled, while tables require some assembly
- Seating rated for users up to 275lbs

UPHOLSTERY OPTIONS + RECOMMENDATIONS

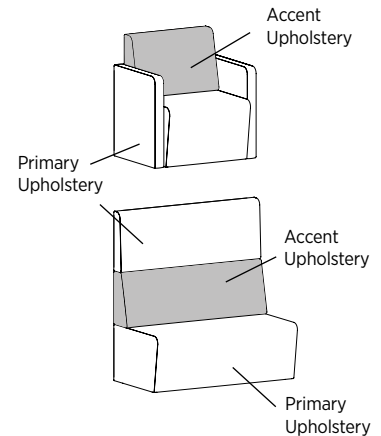
Available in single or contrasting upholsteries in a wide variety of graded-in or contract options, including fabric, vinyl, and leather.

When using contrasting upholstery, note that the Accent Upholstery will be shown on the front and back side of the unit.

Single Upholstery



Contrasting Upholstery



HOW TO ORDER EXAMPLES

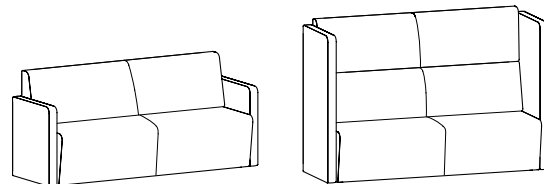
LOUNGE

Model No.	QTY	Description	Example
15-11N	1	Primary Upholstery	Mayer Fedora Fawn
		Accent Upholstery	Mayer Fedora Espresso
		Center Panel Designator	NONE
		Power/Color/Location	ECSR


BOOTHS

Model No.	QTY	Description	Example
15-11L	1	Primary Upholstery	Architex Hush Ivory
		Accent Upholstery	Architex Catwalk Ritts
		Center Panel Designator	RIGHT
		Power/Color/Location	NONE
15-11R	1	Primary Upholstery	Architex Hush Ivory
		Accent Upholstery	Architex Catwalk Ritts
		Center Panel Designator	LEFT
		Power/Color/Location	NONE
15-DHC85	1	Primary Upholstery	Architex Hush Baltic
		Table Bracket Designator	LR-TBLBKT
		TV Bracket Designator	R-TVBKT
15-E5TV30	2	Finish/Color	SBP
		Leg Color	BLK
		Grommet/Power Location	D950-E
01-DOCK950W	2	Dock 950 Wireless Charger	Dock950, White
01-0603TVBR	1	TV Bracket	

Some upholsteries are considered directional, such as stripes, patterns and plaids. Customer may specify how fabric is cut (up the roll or across the roll). If not specified, upholsteries are reviewed by production for the best application. Certain upholsteries may require the pattern to be applied up the roll, which creates additional seams in the seat and backs of select units. When contrasting upholstery is specified and any fabric direction selection is requested or deemed best applied up the roll then all fabric direction selections will be applied up the roll. [See the COL/COM Form for additional details.](#)



Additional seams for the three seat models (15-31N, 15-31L/R, 15-31LR, 15-32N, 15-32L/R and 15-32LR) when upholstery is cut up the roll.



Shown with Accent Upholstery cut Up the Roll and applied with the seam. Primary Upholstery cut Across the Roll and applied with no seam. This will apply to 15-31N, 15-31L/R, 15-31LR, 15-32N, 15-32L/R and 15-32LR.

CREATING A BOOTH

At the time of specifying Lounge units, we ask that you also designate whether or not you'll be creating a booth. Please note that some lounge units are not available for use when creating a booth.

To insure all necessary hardware is factory installed when creating a booth:

- Order the correct number of Lounge units to support the Center Panel specified:
 - Single-sided Center Panels require two Lounge units of any combination model/width
 - Dual sided Center Panels require four lounge units in any combination of model/width
- Each Lounge unit specified must indicate which end will connect to the Center Panel. Left end and right end are determined as you are standing looking at the Lounge unit. For example a single-sided Center Panel requires one Lounge unit specified as a left connection and one Lounge unit specified as right connection.
- Tables and TV Brackets must be ordered separately, however, the Center Panel must be ordered with the corresponding options for connection. Please pay close attention to the dual-sided Center Panels and how the options are specified for one or both sides.
- Tables are not freestanding and must be supported by a Center Panel.
- Keep users connected by specifying and ordering power/data units for the Lounge units and Table!

CENTER PANEL DESIGNATORS

Lounge units will be modified to accept Center Panels as specified. We ask that all Lounge units designate if a Center Panel will be used and which side of the unit will need to be attached. Left or Right location is based on facing the Lounge Unit.

Note: Center Panel must be ordered separately.

- NONE No Center Panel
- LEFT Center Panel on Left
- RIGHT Center Panel on Right



POWER/DATA OPTIONS

Note: Specified by Facing the Pod

Power ports are installed on the front of the unit 11¼" up from glide and 6⅝" in from the outside of the arm. Armless units have power ports are installed on the front of the unit 11¼" up from glide and 3¾" in from the outside of the unit.

Each Power Port comes with 1 Outlet and 2 USB

ECSL	ECA Cove, Left Port, Silver (1 Unit)	\$ 975
ECSR	ECA Cove, Right Port, Silver (1 Unit)	\$ 975
ECSLR	ECA Cove, Left and Right Port, Silver (2 Units)	\$ 1950
ECBL	ECA Cove, Left Port, Black (1 Unit)	\$ 975
ECBR	ECA Cove, Right Port, Black (1 Unit)	\$ 975
ECBLR	ECA Cove, Left and Right Port, Black (2 Units)	\$ 1950



ECA Cove
Power installed on front left and/or front right

CENTER PANEL TABLE OPTIONS

When ordering a Center Panel, we ask that you also designate whether or not you plan to use a View Table with it. This will ensure that the table attachment bracket and a grommet are factory installed for your convenience.

Note: Table must be ordered separately.

SINGLE-SIDED CENTER PANELS:

- NO TBLBKT No Table Bracket
- TBLBKT Table Bracket

DUAL-SIDED CENTER PANELS:

- NO TBLBKT No Table Bracket
- L-TBLBKT Table Bracket on Left Side
- R-TBLBKT Table Bracket on Right Side
- LR-TBLBKT Table Bracket on Left & Right Sides

CENTER PANEL TV ATTACHMENT OPTIONS

When ordering a High Center Panel, we ask that you also designate whether or not you plan to use a TV with it. This will ensure that the attachment hardware and a grommet are factory installed for your convenience. The Bracket and Grommet are always centered. TV Bracket not available on Low Center Panels.

Note: Actual TV Bracket must be ordered separately.

SINGLE-SIDED CENTER PANELS:

- NO TVBKT No TV Bracket
- TVBKT TV Bracket

DUAL-SIDED CENTER PANELS:

- NO TBLBKT No Table Bracket
- L-TBLBKT Table Bracket on Left Side
- R-TBLBKT Table Bracket on Right Side
- LR-TBLBKT Table Bracket on Left & Right Sides

Note: If you are using a TV Bracket, we do not recommend using a TV larger than 40"

VIEW BOOTH TABLE LEG EDGE PROFILE

Y Square



VENEER (W) TABLE TOP OPTIONS

Tops feature UVAdvantage, an ultra-violet finish, on all exposed surfaces by utilizing roll-coat UV technology.

AW	Artisan Walnut	MW	Mahogany Walnut
AS	Asian Night	MAS	Mesa Sunset*
CO	Columbian Walnut	MTS	Metropolis Sky
DC	Dark Cherry	ORW	Oak Riftwood*
DFW	Dark Forest Walnut	PNW	Pinnacle Walnut
EW	Espresso	SCH	Select Cherry
FO	Fawn Oak*	SKC	Shaker Cherry
GC	Golden Cherry	SM	Sugar Maple
HW	Harvest Walnut	WTA	Weathered Ash*
HNW	Henna Walnut	WC	Williamsburg Cherry
LW	Legacy Walnut		

* Finish is Low Sheen

TFL (T) AND HPL (P) LAMINATE TABLE TOP OPTIONS

WOODGRAIN

AS	Asian Night	PTK	Portico Teak
BW	Beigewood	RC	River Cherry
CO	Columbian Walnut	SPW	Sepia Walnut
EF	Espresso	SKC	Shaker Cherry
FLW	Florence Walnut	SBP	Smoky Brown Pear
HVM	Harvest Maple	TK	Studio Teak
KHE	Kirsche	SM	Sugar Maple
MNR	Midnight Run	WTA	Weathered Ash
NTM	Natural Marrone	WNB	White Nebbia
ORW	Oak Riftwood	WC	Williamsburg Cherry
PNW	Pinnacle Walnut		

SOLID

BL	Black	FHG	Fashion Grey
WH	Designer White	SG	Slate Grey

VIEW BOOTH TABLE LEG FINISH OPTIONS

ALUM	Aluminum Leg
BLK	Black Leg
CHM	Chrome Leg

VIEW BOOTH TABLE POWER/DATA OPTIONS

Grommets are available in View Tables for an upcharge or they may be ordered without grommets (specify NO GROMMET on order).

Power/Data units and Wireless Chargers must be ordered separately and specified with a surface mount location. Multiple locations may be selected (End & Center). Only one unit per location.

GROMMET LOCATIONS (Specify Black = BLK or Silver = SLV)

GE	Grommet, End - BLK or SLV	\$	52
GC	Grommet, Center - BLK or SLV	\$	52
GEC	Grommet, End & Center - BLK or SLV	\$	104

VIEW BOOTH TABLE POWER/DATA OPTIONS CONTINUED

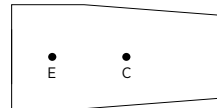
DUO/TRIO BEZEL LOCATIONS

PDC-E	Bezel, End
PDC-C	Bezel, Center
PDC-EC	Bezel, End & Center

DOCK LOCATIONS

D950-E	Dock 950, End
D950-C	Dock 950, Center
D950-EC	Dock 950, End & Center
D150-E	Dock 150, End
D150-C	Dock 150, Center
D150-EC	Dock 150, End & Center

Grommets, Power Units, Dock 950 Wireless Charger, and Dock 150 Wireless & USB Charger may be ordered in non-standard locations. Call Customer Service to assist with specification and/or please attach a drawing to the PO showing the location of the grommet. Note additional charges and lead times may apply.



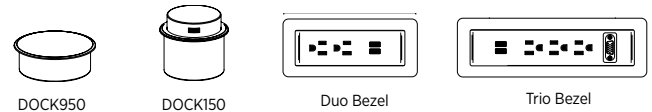
Power locations for the View Table are End, Center, or End & Center

E = End C = Center EC = End & Center
E = 12" from monitor end
C = Centered

For Additional Power/Data and Wire Management Units [See Accessories](#)

EXAMPLES OF POWER/DATA UNITS (See Additional Units in the Accessories)

01-DUOBEZELW	Duo Bezel, White, Specify Location	\$	675
01-DUOBEZELB	Duo Bezel, Black, Specify Location	\$	675
01-DUOBEZELS	Duo Bezel, Silver, Specify Location	\$	675
01-TRIOBEZELW	Trio Bezel, White, Specify Location	\$	725
01-TRIOBEZELB	Trio Bezel, Black, Specify Location	\$	725
01-TRIOBEZELS	Trio Bezel, Silver, Specify Location	\$	725
01-DOCK950W	Dock 950 Wireless Charger, White, Specify Location	\$	265
01-DOCK950B	Dock 950 Wireless Charger, Black, Specify Location	\$	265
01-DOCK150W	Dock 150 Wireless & USB Charger, White, Specify Location	\$	405
01-DOCK150B	Dock 150 Wireless & USB Charger, Black, Specify Location	\$	405

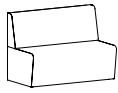


CERTIFICATIONS & COMPLIANCE

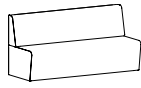
- CAL 117-2013 Compliance
- Intertek Sustainability Certified
- BIFMA level® Certified
- BIFMA Compliant® Certified
- TSCA Title VI (CARB) Compliance
- Contributes to LEED®, Green Globes®, and WELL® Sustainable Programs



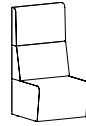
One Seat with Low Back and No Arms: 15-11N
[\(See Details\)](#)



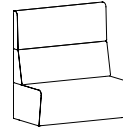
Two Seat with Low Back and No Arms: 15-21N
[\(See Details\)](#)



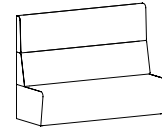
Three Seat with Low Back and No Arms: 15-31N
[\(See Details\)](#)



One Seat with High Back and No Arms: 15-12N
[\(See Details\)](#)



Two Seat with High Back and No Arms: 15-22N
[\(See Details\)](#)



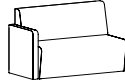
Three Seat with High Back and No Arms: 15-32N
[\(See Details\)](#)



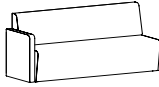
90° Corner with Low Back: 15-11CR
[\(See Details\)](#)



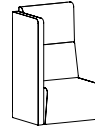
One Seat with Low Back and One Arm: 15-11R (Right) 15-11L (Left)
[\(See Details\)](#)



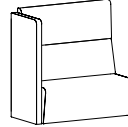
Two Seat with Low Back and One Arm: 15-21R (Right) 15-21L (Left)
[\(See Details\)](#)



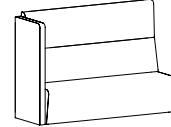
Three Seat with Low Back and One Arm: 15-31R (Right) 15-31L (Left)
[\(See Details\)](#)



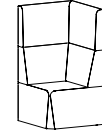
One Seat with High Back and One Arm: 15-12R (Right) 15-12L (Left)
[\(See Details\)](#)



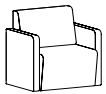
Two Seat with High Back and One Arm: 15-22R (Right) 15-22L (Left)
[\(See Details\)](#)



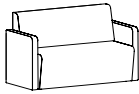
Three Seat with High Back and One Arm: 15-32R (Right) 15-32L (Left)
[\(See Details\)](#)



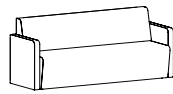
90° Corner with High Back: 15-12CR
[\(See Details\)](#)



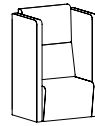
One Seat with Low Back and Arms: 15-11LR
[\(See Details\)](#)



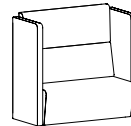
Two Seat with Low Back and Arms: 15-21LR
[\(See Details\)](#)



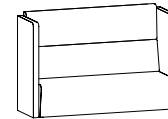
Three Seat with Low Back and Arms: 15-31LR
[\(See Details\)](#)



One Seat with High Back and Arms: 15-12LR
[\(See Details\)](#)



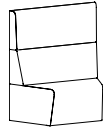
Two Seat with High Back and Arms: 15-22LR
[\(See Details\)](#)



Three Seat with High Back and Arms: 15-32LR
[\(See Details\)](#)



45° Internal Corner with Low Back: 15-11ICR
[\(See Details\)](#)



45° Internal Corner with High Back: 15-12ICR
[\(See Details\)](#)



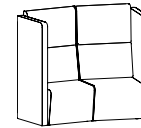
45° External Corner with Low Back: 15-11ECR
[\(See Details\)](#)



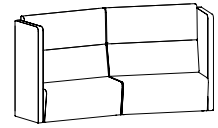
45° External Corner with High Back: 15-12ECR
[\(See Details\)](#)



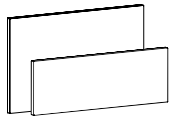
Octagon Top Cap Insert: 15-INSERT
[\(See Details\)](#)



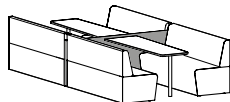
Two Seat Concave with High Back and Arms: 15-22CCLR
[\(See Details\)](#)



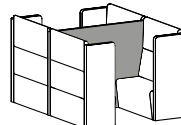
Four Seat Concave with High Back and Arms: 15-42CCLR
[\(See Details\)](#)



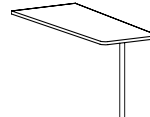
Single-Sided Center Panel: 15-LCP85 (Low Panel) 15-LCP79 (Low Panel) 15-HCP85 (High Panel) 15-HCP79 (High Panel)
[\(See Details\)](#)



Dual-Sided Low Center Panel: 15-DLCP85 15-DLCP79
[\(See Details\)](#)




Dual-Sided High Center Panel: 15-DHCP85 15-DHCP79
[\(See Details\)](#)



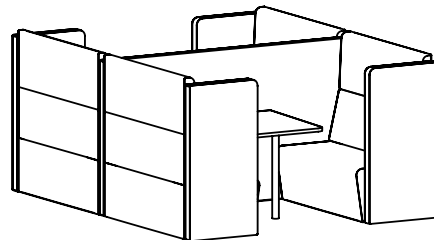
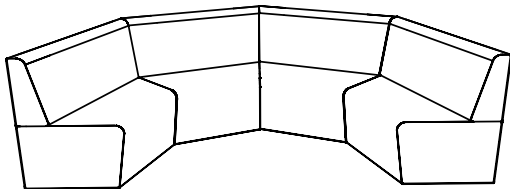
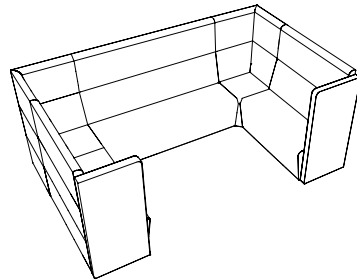

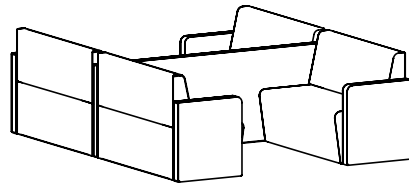
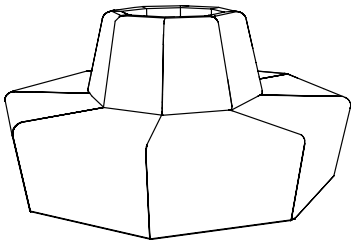
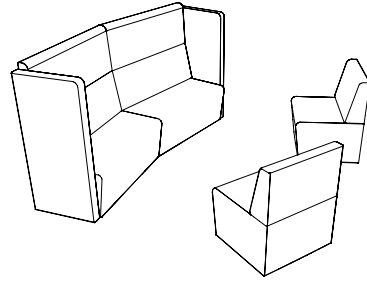
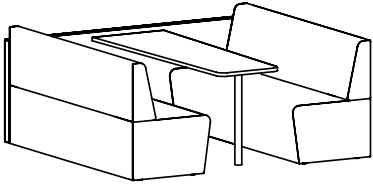
View Table 30"D & 24"D Available in TFL, HPL and Veneer
[\(See Details\)](#)



Accessories Include: TV Brackets, Power, and Wireless Chargers
[\(See Power + Accessories\)](#)



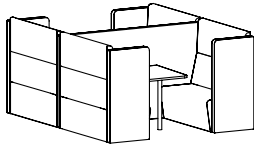
Enhance your space with Cush Pillows. [See Product Details.](#)



FIFTEEN LOUNGE

LOUNGE + TABLES BY PLEDGE (15 SERIES)

Item	Model No.	Width	Depth	Height	Ship Wt	Cubic Ft	List Price
------	-----------	-------	-------	--------	---------	----------	------------




15-1		347	64	35½	266	138.1	\$ 18642
------	--	-----	----	-----	-----	-------	----------

CONSISTS OF:		QTY					
15-22L	2	Two Seat with High Back and Arm, Left		\$			7374
15-22R	2	Two Seat with High Back and Arm, Right		\$			7374
15-DHCP85	1	High Center Panel Dual Sided Table Bracket (LR-TBLBKT) - View Booth Table Being Used on Left & Right Sides		\$			2524
15-E3TV24	2	24"W TFL View Booth Table		\$			1370

Products are available as left or right and with other features, where applicable
View Booth Table is available in 24"W or 30"W and surface material options include TFL, HPL or Veneer
Grade 1 pricing

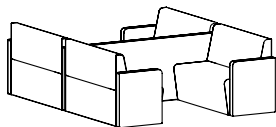
15-2		222	26	35½	296	144.9	\$ 9860
------	--	-----	----	-----	-----	-------	---------



CONSISTS OF:		QTY					
15-31L	1	Three Seat with Low Back and Arm, Left		\$			3663
15-31R	1	Three Seat with Low Back and Arm, Right		\$			3663
15-LCP79	1	Low Center Panel Single Sided Table Bracket (TBLBKT) - View Booth Table Being Used		\$			1680
15-E5TV30	1	30" TFL View Booth Table		\$			854

Products are available as left or right and with other features, where applicable
View Booth Table is available in 24"W or 30"W and surface material options include TFL, HPL or Veneer
Grade 1 pricing

15-3		56	141	34¼	149	55.8	\$ 10230
------	--	----	-----	-----	-----	------	----------

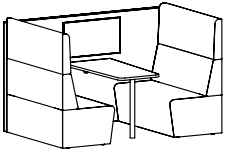


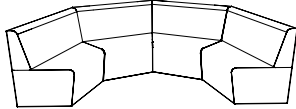
CONSISTS OF:		QTY					
15-11L	2	One Seat with Low Back and Arm, Left		\$			4074
15-11R	2	One Seat with Low Back and Arm, Right		\$			4074
15-DLCP79	1	Low Center Panel Dual Sided		\$			2082

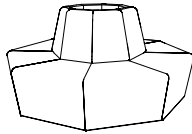
Products are available as left or right and with other features, where applicable
Grade 1 pricing

For ordering options, [see overview at the beginning of this section.](#)

FIFTEEN LOUNGE
LOUNGE + TABLES BY PLEDGE (15 SERIES)

Item	Model No.	Width	Depth	Height	Ship Wt	Cubic Ft	List Price
	15-4	161	136 ¼	32 ½	593	212	\$ 9178
CONSISTS OF:		QTY					
	15-22N	2	Two Armless Seat with High Back				\$ 6370
	15-HCP85	1	High Center Panel Single Sided Table Bracket (TBLBKT) - View Booth Table Being Used				\$ 2123
	15-E3TV24	1	24" TFL View Booth Table				\$ 685
View Booth Table is available in 24"W or 30"W and surface material options include TFL, HPL or Veneer TV not included Grade 1 pricing							

	15-5	112	98	34¼	220	170.4	\$ 8472
CONSISTS OF:		QTY					
	15-11ICR	4	45° Internal Corner with Low Back				\$ 8472
Grade 1 pricing							

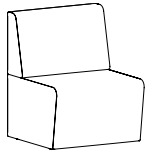
	15-6	114½	114½	34¼	352	192	\$ 11840
CONSISTS OF:		QTY					
	15-11ECR	8	45° External Corner with Low Back				\$ 11840
Grade 1 pricing							

For ordering options, [see overview at the beginning of this section.](#)

FIFTEEN LOUNGE

LOUNGE + TABLES BY PLEDGE (15 SERIES)

Item	Model No.	Chair Width	Chair Depth	Chair Height	Seat Width	Seat Depth	Seat Height	Arm Height	Ship Wt	Cubic Ft
ONE SEAT ARMLESS WITH LOW BACK	15-11N	27½	26½	34¼	27½	18½	17¼	-	44.1	24.0



Must Specify (in this order):

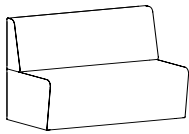
- Model #
- Primary Upholstery
- Accent Upholstery
- Center Panel Designator
- Optional Power

Description

- Available with Contrasting Upholstery ([See Details](#))
- May Be Used in Booth Applications; Must Specify Center Panel Designator: (NONE) for No Center Panel or (LEFT or RIGHT) Based on the Side the Center Panel will be Attached; ([See Single or Dual Sided Center Panels and Order Separately](#))
- Includes Ganging Hardware
- Optional Power Ports, [See Options](#)

List Price/Grade	Yards	COM/1	2	3	4	5	6	7	8	9	10	L1	L2
Single Upholstery	3.75	\$ 1580	1775	1940	2101	2345	2593	2945	3313	3740	4235	2818	3346
Contrasting Upholstery													
Primary	2.50	\$ 1592	1722	1832	1940	2102	2267	2502	2747	3032	3362	2417	2770
Accent	1.50	\$ 0	78	144	209	306	405	546	693	864	1062	495	707

TWO SEAT ARMLESS WITH LOW BACK	15-21N	48½	26½	34¼	48½	18½	17¼	-	77	42.6
---------------------------------------	--------	-----	-----	-----	-----	-----	-----	---	----	------



Must Specify (in this order):

- Model #
- Primary Upholstery
- Accent Upholstery
- Center Panel Designator
- Optional Power

Description

- Available with Contrasting Upholstery ([See Details](#))
- May Be Used in Booth Applications; Must Specify Center Panel Designator: (NONE) for No Center Panel or (LEFT or RIGHT) Based on the Side the Center Panel will be Attached; ([See Single or Dual Sided Center Panels and Order Separately](#))
- Includes Ganging Hardware
- Optional Power Ports, [See Options](#)

List Price/Grade	Yards	COM/1	2	3	4	5	6	7	8	9	10	L1	L2
Single Upholstery	5.00	\$ 2487	2747	2967	3182	3507	3837	4307	4797	5367	6027	4137	4842
Contrasting Upholstery													
Primary	3.00	\$ 2487	2643	2775	2904	3099	3297	3579	3873	4215	4611	3477	3900
Accent	2.00	\$ 0	104	192	278	408	540	728	924	1152	1416	660	942

THREE SEAT ARMLESS WITH LOW BACK	15-31N	71¼	26½	34¼	71¼	18½	17¼	-	99	48.4
---	--------	-----	-----	-----	-----	-----	-----	---	----	------



Must Specify (in this order):

- Model #
- Primary Upholstery
- Accent Upholstery
- Center Panel Designator
- Optional Power

Description

- Available with Contrasting Upholstery ([See Details](#))
- May Be Used in Booth Applications; Must Specify Center Panel Designator: (NONE) for No Center Panel or (LEFT or RIGHT) Based on the Side the Center Panel will be Attached; ([See Single or Dual Sided Center Panels and Order Separately](#))
- Includes Ganging Hardware
- Optional Power Ports, [See Options](#)

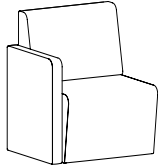
List Price/Grade	Yards	COM/1	2	3	4	5	6	7	8	9	10	L1	L2
Single Upholstery	7.50	\$ 3307	3697	4027	4350	4837	5332	6037	6772	7627	8617	5782	6840
Contrasting Upholstery													
Primary	5.00	\$ 3319	3579	3799	4014	4339	4669	5139	5629	6199	6859	4969	5674
Accent	2.75	\$ 0	143	264	382	561	743	1001	1271	1584	1947	908	1295

For ordering options, [see overview at the beginning of this section.](#)

FIFTEEN LOUNGE

LOUNGE + TABLES BY PLEDGE (15 SERIES)

Item	Model No.	Chair Width	Chair Depth	Chair Height	Seat Width	Seat Depth	Seat Height	Arm Height	Ship Wt	Cubic Ft	
ONE SEAT WITH LOW BACK AND ARM	Left										
	Right										
	15-11L	15-11R	30¾	26½	34¾	27½	18½	17¼	26¼	52.9	24.0



Shown as Left

Must Specify (in this order):

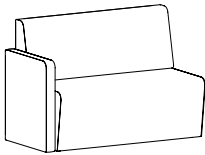
- Model #
- Primary Upholstery
- Accent Upholstery
- Center Panel Designator
- Optional Power

Description

- Available with Contrasting Upholstery ([See Details](#))
- May Be Used in Booth Applications; Must Specify Center Panel Designator: (NONE) for No Center Panel or (LEFT or RIGHT) Based on the Side the Center Panel will be Attached; ([See Single or Dual Sided Center Panels and Order Separately](#))
- Includes Ganging Hardware
- Optional Power Ports, [See Options](#)

List Price/Grade	Yards	COM/1	2	3	4	5	6	7	8	9	10	L1	L2
Single Upholstery	4.00	\$ 2037	2245	2421	2593	2853	3117	3493	3885	4341	4869	3357	3921
Contrasting Upholstery													
Primary	3.25	\$ 2073	2242	2385	2525	2736	2951	3256	3575	3945	4374	3146	3604
Accent	1.50	\$ 0	78	144	209	306	405	546	693	864	1062	495	707

TWO SEAT WITH LOW BACK AND ARM



Shown as Left

Must Specify (in this order):

- Model #
- Primary Upholstery
- Accent Upholstery
- Center Panel Designator
- Optional Power

Left	Right												
15-21L	15-21R	51½	26½	34¾	48½	18½	17¼	26¼	86	42.6			

Description

- Available with Contrasting Upholstery ([See Details](#))
- May Be Used in Booth Applications; Must Specify Center Panel Designator: (NONE) for No Center Panel or (LEFT or RIGHT) Based on the Side the Center Panel will be Attached; ([See Single or Dual Sided Center Panels and Order Separately](#))
- Includes Ganging Hardware
- Optional Power Ports, [See Options](#)

List Price/Grade	Yards	COM/1	2	3	4	5	6	7	8	9	10	L1	L2
Single Upholstery	5.50	\$ 2882	3168	3410	3647	4004	4367	4884	5423	6050	6776	4697	5473
Contrasting Upholstery													
Primary	4.00	\$ 2906	3114	3290	3462	3722	3986	4362	4754	5210	5738	4226	4790
Accent	2.00	\$ 0	104	192	278	408	540	728	924	1152	1416	660	942

THREE SEAT WITH LOW BACK AND ARM



Shown as Left

Must Specify (in this order):

- Model #
- Primary Upholstery
- Accent Upholstery
- Center Panel Designator
- Optional Power

Left	Right												
15-31L	15-31R	74¾	26½	34¾	71¾	18½	17¼	26¼	108	48.4			

Description

- Available with Contrasting Upholstery ([See Details](#))
- May Be Used in Booth Applications; Must Specify Center Panel Designator: (NONE) for No Center Panel or (LEFT or RIGHT) Based on the Side the Center Panel will be Attached; ([See Single or Dual Sided Center Panels and Order Separately](#))
- Includes Ganging Hardware
- Optional Power Ports, [See Options](#)


List Price/Grade	Yards	COM/1	2	3	4	5	6	7	8	9	10	L1	L2
Single Upholstery	8.00	\$ 3663	4079	4431	4775	5295	5823	6575	7359	8271	9327	6303	7431
Contrasting Upholstery													
Primary	5.25	\$ 3663	3936	4167	4393	4734	5081	5574	6089	6687	7380	5396	6136
Accent	2.75	\$ 0	143	264	382	561	743	1001	1271	1584	1947	908	1295

For ordering options, [see overview at the beginning of this section.](#)

FIFTEEN LOUNGE

LOUNGE + TABLES BY PLEDGE (15 SERIES)

Item	Model No.	Chair Width	Chair Depth	Chair Height	Seat Width	Seat Depth	Seat Height	Arm Height	Ship Wt	Cubic Ft
ONE SEAT WITH LOW BACK AND ARMS	15-11LR	33¼	26½	34¼	27½	18½	17¼	26¼	62	24.0



Description

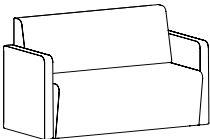
- Available with Contrasting Upholstery ([See Details](#))
- Not for Use in Booth or Ganging Applications
- Optional Power Ports, [See Options](#)

List Price/Grade	Yards	COM/1	2	3	4	5	6	7	8	9	10	L1	L2
Single Upholstery	5.00	\$ 2640	2640	3120	3335	3660	3990	4460	4950	5520	6180	4290	4995
Contrasting Upholstery													
Primary	4.50	\$ 2688	2922	3120	3314	3606	3903	4326	4767	5280	5874	4173	4808
Accent	1.50	\$ 0	78	144	209	306	405	546	693	864	1062	495	707

Must Specify (in this order):

- Model #
- Primary Upholstery
- Accent Upholstery
- Optional Power

TWO SEAT WITH LOW BACK AND ARMS	15-21LR	54¾	26½	34¼	48½	18½	17¼	26¼	95	42.6
---------------------------------	---------	-----	-----	-----	-----	-----	-----	-----	----	------



Description

- Available with Contrasting Upholstery ([See Details](#))
- Not for Use in Booth or Ganging Applications
- Optional Power Ports, [See Options](#)

List Price/Grade	Yards	COM/1	2	3	4	5	6	7	8	9	10	L1	L2
Single Upholstery	6.50	\$ 3389	3727	4013	4293	4715	5144	5755	6392	7133	7991	5534	6451
Contrasting Upholstery													
Primary	4.75	\$ 3401	3648	3857	4061	4370	4684	5130	5596	6137	6764	4969	5638
Accent	2.00	\$ 0	104	192	278	408	540	728	924	1152	1416	660	942

Must Specify (in this order):

- Model #
- Primary Upholstery
- Accent Upholstery
- Optional Power

THREE SEAT WITH LOW BACK AND ARMS	15-31LR	78	26½	34¼	71¼	18½	17¼	26¼	117	48.4
-----------------------------------	---------	----	-----	-----	-----	-----	-----	-----	-----	------



Description

- Available with Contrasting Upholstery ([See Details](#))
- Not for Use in Booth or Ganging Applications
- Optional Power Ports, [See Options](#)


List Price/Grade	Yards	COM/1	2	3	4	5	6	7	8	9	10	L1	L2
Single Upholstery	9.00	\$ 4190	4658	5054	5441	5441	6620	7466	8348	9374	10562	7160	8429
Contrasting Upholstery													
Primary	7.00	\$ 4226	4590	4898	5199	5654	6116	6774	7460	8258	9182	6536	7523
Accent	2.75	\$ 0	143	264	382	561	743	1001	1271	1584	1947	908	1295

Must Specify (in this order):

- Model #
- Primary Upholstery
- Accent Upholstery
- Optional Power

For ordering options, [see overview at the beginning of this section.](#)

Item	Model No.	Chair Width	Chair Depth	Chair Height	Seat Width	Seat Depth	Seat Height	Arm Height	Ship Wt	Cubic Ft
90° CORNER WITH LOW BACK	15-11CR	26½	26½	34¼	26½	18½	17¼	-	53	24.0



Description

- Available with Contrasting Upholstery ([See Details](#))
- Not for Use with Center Panel
- Includes Ganging Hardware
- Optional Power Ports, [See Options](#)

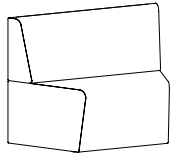
Must Specify (in this order):

- Model #
- Primary Upholstery
- Accent Upholstery
- Optional Power

List Price/Grade	Yards	COM/1	2	3	4	5	6	7	8	9	10	L1	L2
Single Upholstery	4.50	\$ 2283	2517	2715	2909	3201	3498	3921	4362	4875	5469	3768	4403
Contrasting Upholstery													
Primary	3.25	\$ 2331	2500	2643	2331	2994	3209	3514	3833	4203	4632	3404	3862
Accent	2.25	\$ 0	117	216	313	459	608	819	1040	1296	1593	743	1060

45° INTERNAL CORNER WITH LOW BACK

15-11ICR	47¼	24½	34¼	28	18½	17¼	-	55	42.6
----------	-----	-----	-----	----	-----	-----	---	----	------



Description

- Available with Contrasting Upholstery ([See Details](#))
- Not for Use with Center Panel
- Includes Ganging Hardware
- Optional Power Ports, [See Options](#)

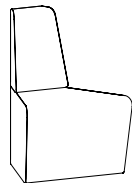
Must Specify (in this order):

- Model #
- Primary Upholstery
- Accent Upholstery
- Optional Power

List Price/Grade	Yards	COM/1	2	3	4	5	6	7	8	9	10	L1	L2
Single Upholstery	4.75	\$ 2118	2365	2574	2778	3087	3401	3847	4313	4854	5481	3686	4355
Contrasting Upholstery													
Primary	3.25	\$ 2142	2311	2454	2594	2805	3020	3325	3644	4014	4443	3215	3673
Accent	2.00	\$ 0	104	192	278	408	540	728	924	1152	1416	660	942

45° EXTERNAL CORNER WITH LOW BACK

15-11ECR	28	24½	34¼	47¼	18½	17¼	-	44	24.0
----------	----	-----	-----	-----	-----	-----	---	----	------



Description

- Available with Contrasting Upholstery ([See Details](#))
- Not for Use with Center Panel
- When Wrapping Columns, Ganged Units Compatible with Columns Up To 20" Diameter
- Includes Ganging Hardware
- Optional Power Ports, [See Options](#)

Must Specify (in this order):

- Model #
- Primary Upholstery
- Accent Upholstery
- Optional Power

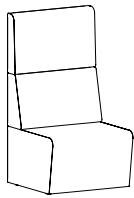
List Price/Grade	Yards	COM/1	2	3	4	5	6	7	8	9	10	L1	L2
Single Upholstery	2.50	\$ 1480	1610	1720	1828	1990	2155	2390	2635	2920	3250	2305	2658
Contrasting Upholstery													
Primary	2.50	\$ 1540	1670	1780	1888	2050	2215	2450	2695	2980	3310	2365	2718
Accent	1.25	\$ 0	65	120	174	255	338	455	578	720	885	413	589

For ordering options, [see overview at the beginning of this section.](#)

FIFTEEN LOUNGE

LOUNGE + TABLES BY PLEDGE (15 SERIES)

Item	Model No.	Chair Width	Chair Depth	Chair Height	Seat Width	Seat Depth	Seat Height	Arm Height	Ship Wt	Cubic Ft
ONE ARMLESS SEAT WITH HIGH BACK	15-12N	27½	26½	52	27½	18½	17¼	-	53	34.4



Description

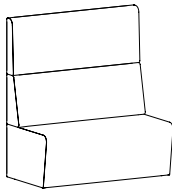
- Available with Contrasting Upholstery ([See Details](#))
- May Be Used in Booth Applications; Must Specify Center Panel Designator: (NONE) for No Center Panel or (LEFT or RIGHT) Based on the Side the Center Panel will be Attached; ([See Single or Dual Sided Center Panels and Order Separately](#))
- Includes Ganging Hardware
- Optional Power Ports, [See Options](#)

Must Specify (in this order):

- Model #
- Primary Upholstery
- Accent Upholstery
- Center Panel Designator
- Optional Power

List Price/Grade	Yards	COM/1	2	3	4	5	6	7	8	9	10	L1	L2
Single Upholstery	5.00	\$ 2004	2264	2484	2699	3024	3354	3824	4314	4884	5544	3654	4359
Contrasting Upholstery													
Primary	3.75	\$ 2016	2211	2376	2537	2781	3029	3381	3749	4176	4671	3254	3782
Accent	1.50	\$ 0	78	144	209	306	405	546	693	864	1062	495	707

TWO ARMLESS SEAT WITH HIGH BACK	15-22N	48½	26½	52	48½	18½	17¼	-	90	49.8
---------------------------------	--------	-----	-----	----	-----	-----	-----	---	----	------



Description

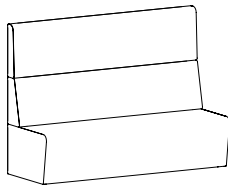
- Available with Contrasting Upholstery ([See Details](#))
- May Be Used in Booth Applications; Must Specify Center Panel Designator: (NONE) for No Center Panel or (LEFT or RIGHT) Based on the Side the Center Panel will be Attached; ([See Single or Dual Sided Center Panels and Order Separately](#))
- Includes Ganging Hardware
- Optional Power Ports, [See Options](#)

Must Specify (in this order):

- Model #
- Primary Upholstery
- Accent Upholstery
- Center Panel Designator
- Optional Power

List Price/Grade	Yards	COM/1	2	3	4	5	6	7	8	9	10	L1	L2
Single Upholstery	6.25	\$ 3185	3185	3785	4054	4460	4873	5460	6073	6785	7610	5248	6129
Contrasting Upholstery													
Primary	4.50	\$ 3197	3431	3629	3823	4115	4412	4835	5276	5789	6383	4682	5317
Accent	2.00	\$ 0	104	192	278	408	540	728	924	1152	1416	660	942

THREE ARMLESS SEAT WITH HIGH BACK	15-32N	71¾	26½	52	71¾	18½	17¼	-	119	70.7
-----------------------------------	--------	-----	-----	----	-----	-----	-----	---	-----	------



Description

- Available with Contrasting Upholstery ([See Details](#))
- May Be Used in Booth Applications; Must Specify Center Panel Designator: (NONE) for No Center Panel or (LEFT or RIGHT) Based on the Side the Center Panel will be Attached; ([See Single or Dual Sided Center Panels and Order Separately](#))
- Includes Ganging Hardware
- Optional Power Ports, [See Options](#)

Must Specify (in this order):

- Model #
- Primary Upholstery
- Accent Upholstery
- Center Panel Designator
- Optional Power

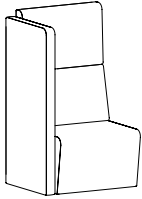
List Price/Grade	Yards	COM/1	2	3	4	5	6	7	8	9	10	L1	L2
Single Upholstery	10.00	\$ 4268	4788	5228	5658	6308	6968	7908	8888	10028	11348	7568	8978
Contrasting Upholstery													
Primary	7.25	\$ 4268	4645	4964	5276	5747	6226	6907	7618	8444	9401	6661	7683
Accent	2.75	\$ 0	143	264	382	561	743	1001	1271	1584	1947	908	1295

For ordering options, [see overview at the beginning of this section.](#)

FIFTEEN LOUNGE

LOUNGE + TABLES BY PLEDGE (15 SERIES)

Item	Model No.	Chair Width	Chair Depth	Chair Height	Seat Width	Seat Depth	Seat Height	Arm Height	Ship Wt	Cubic Ft	
ONE SEAT WITH HIGH BACK AND ARM	Left										
	Right										
	15-12L	15-12R	30¾	26½	52	27½	18½	17¼	49¾	52.9	24.0



Shown as Left

Must Specify (in this order):


- Model #
- Primary Upholstery
- Accent Upholstery
- Center Panel Designator
- Optional Power

Description

- Available with Contrasting Upholstery ([See Details](#))
- May Be Used in Booth Applications; Must Specify Center Panel Designator: (NONE) for No Center Panel or (LEFT or RIGHT) Based on the Side the Center Panel will be Attached; ([See Single or Dual Sided Center Panels and Order Separately](#))
- Includes Ganging Hardware
- Optional Power Ports, [See Options](#)

List Price/Grade	Yards	COM/1	2	3	4	5	6	7	8	9	10	L1	L2
Single Upholstery	5.75	\$ 2581	2880	3133	3133	3754	4134	4674	5238	5893	6652	4479	5289
Contrasting Upholstery													
Primary	4.75	\$ 2605	2852	3061	3265	3574	3888	4334	4800	5341	5968	4173	4842
Accent	1.50	\$ 0	78	144	209	306	405	546	693	864	1062	495	707

TWO SEAT WITH HIGH BACK AND ARM



Shown as Left

Must Specify (in this order):

- Model #
- Primary Upholstery
- Accent Upholstery
- Center Panel Designator
- Optional Power


Left	Right												
15-22L	15-22R	51½	26½	52	48½	18½	17¼	49¾	86	42.6			

Description

- Available with Contrasting Upholstery ([See Details](#))
- May Be Used in Booth Applications; Must Specify Center Panel Designator: (NONE) for No Center Panel or (LEFT or RIGHT) Based on the Side the Center Panel will be Attached; ([See Single or Dual Sided Center Panels and Order Separately](#))
- Includes Ganging Hardware
- Optional Power Ports, [See Options](#)

List Price/Grade	Yards	COM/1	2	3	4	5	6	7	8	9	10	L1	L2
Single Upholstery	7.75	\$ 3687	4090	4431	4764	5268	5780	6508	7268	8151	9174	6245	7337
Contrasting Upholstery													
Primary	6.50	\$ 3723	4061	4347	4627	5049	5478	6089	6726	7467	8325	5868	6785
Accent	2.00	\$ 0	104	192	278	408	540	728	924	1152	1416	660	942

THREE SEAT WITH HIGH BACK AND ARM



Shown as Left

Must Specify (in this order):

- Model #
- Primary Upholstery
- Accent Upholstery
- Center Panel Designator
- Optional Power

Left	Right											
15-32L	15-32R	74¾	26½	52	71¾	18½	17¼	49¾	108	48.4		

Description

- Available with Contrasting Upholstery ([See Details](#))
- May Be Used in Booth Applications; Must Specify Center Panel Designator: (NONE) for No Center Panel or (LEFT or RIGHT) Based on the Side the Center Panel will be Attached; ([See Single or Dual Sided Center Panels and Order Separately](#))
- Includes Ganging Hardware
- Optional Power Ports, [See Options](#)

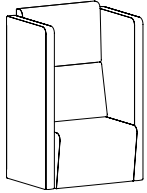
List Price/Grade	Yards	COM/1	2	3	4	5	6	7	8	9	10	L1	L2
Single Upholstery	11.25	\$ 4701	5286	5781	6265	6996	7739	8796	9899	11181	12666	8414	10000
Contrasting Upholstery													
Primary	8.75	\$ 4713	5168	5553	5929	6498	7076	7898	8756	9753	10908	7601	8834
Accent	2.75	\$ 0	143	264	382	561	743	1001	1271	1584	1947	908	1295

For ordering options, [see overview at the beginning of this section.](#)

FIFTEEN LOUNGE

LOUNGE + TABLES BY PLEDGE (15 SERIES)

Item	Model No.	Chair Width	Chair Depth	Chair Height	Seat Width	Seat Depth	Seat Height	Arm Height	Ship Wt	Cubic Ft
ONE SEAT WITH HIGH BACK AND ARMS	15-12LR	33¾	26½	52	27½	18½	17¼	49¾	80	34.4



Description

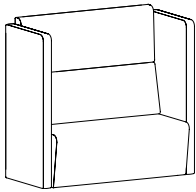
- Available with Contrasting Upholstery ([See Details](#))
- Not for Use in Booth or Ganging Applications
- Optional Power Ports, [See Options](#)

List Price/Grade	Yards	COM/1	2	3	4	5	6	7	8	9	10	L1	L2
Single Upholstery	7.25	\$ 3192	3569	3888	4200	4671	5150	5831	6542	7368	8325	5585	6607
Contrasting Upholstery													
Primary	6.50	\$ 3228	3566	3852	4132	4554	4983	5594	6231	6972	7830	5373	6290
Accent	1.50	\$ 0	78	144	209	306	405	546	693	864	1062	495	707

Must Specify (in this order):

- Model #
- Primary Upholstery
- Accent Upholstery
- Optional Power

TWO SEAT WITH HIGH BACK AND ARMS	15-22LR	54¾	26½	52	48½	18½	17¼	49¾	126	49.8
----------------------------------	---------	-----	-----	----	-----	-----	-----	-----	-----	------



Description

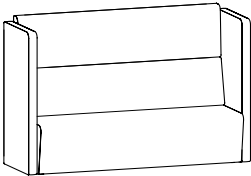
- Available with Contrasting Upholstery ([See Details](#))
- Not for Use in Booth or Ganging Applications
- Optional Power Ports, [See Options](#)

List Price/Grade	Yards	COM/1	2	3	4	5	6	7	8	9	10	L1	L2
Single Upholstery	9.50	\$ 4315	4809	5227	5636	6253	6880	7773	8704	9787	11041	7450	8790
Contrasting Upholstery													
Primary	8.00	\$ 4339	4755	5107	5451	5971	6499	7251	8035	8947	10003	6979	8107
Accent	2.00	\$ 0	104	192	278	408	540	728	924	1152	1416	660	942

Must Specify (in this order):

- Model #
- Primary Upholstery
- Accent Upholstery
- Optional Power

THREE SEAT WITH HIGH BACK AND ARMS	15-32LR	78	26½	52	71¾	18½	17¼	49¾	154	70.7
------------------------------------	---------	----	-----	----	-----	-----	-----	-----	-----	------



Description

- Available with Contrasting Upholstery ([See Details](#))
- Not for Use in Booth or Ganging Applications
- Optional Power Ports, [See Options](#)

List Price/Grade	Yards	COM/1	2	3	4	5	6	7	8	9	10	L1	L2
Single Upholstery	12.75	\$ 5314	5977	6538	7086	7915	8757	9955	11205	12658	14341	9522	11319
Contrasting Upholstery													
Primary	10.25	\$ 5326	5859	6310	6751	7417	8094	9057	10062	11230	12583	8709	10154
Accent	2.75	\$ 0	143	264	382	561	743	1001	1271	1584	1947	908	1295

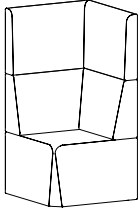
Must Specify (in this order):

- Model #
- Primary Upholstery
- Accent Upholstery
- Optional Power

For ordering options, [see overview at the beginning of this section.](#)

FIFTEEN LOUNGE
LOUNGE + TABLES BY PLEDGE (15 SERIES)

Item	Model No.	Chair Width	Chair Depth	Chair Height	Seat Width	Seat Depth	Seat Height	Arm Height	Ship Wt	Cubic Ft
90° CORNER WITH HIGH BACK	15-12CR	26½	26½	52	26½	18½	17¼	-	66	34.4



Description

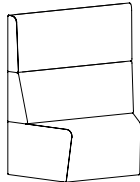
- Available with Contrasting Upholstery ([See Details](#))
- Not for Use with Center Panel
- Includes Ganging Hardware
- Optional Power Ports, [See Options](#)

List Price/Grade	Yards	COM/1	2	3	4	5	6	7	8	9	10	L1	L2
Single Upholstery	7.00	\$ 3045	3409	3717	3045	4473	4935	5593	6279	7077	8001	5355	6342
Contrasting Upholstery													
Primary	5.75	\$ 3093	3392	3645	3892	4266	4646	5186	5750	6405	7164	4991	5801
Accent	2.25	\$ 0	117	216	313	459	608	819	1040	1296	1593	743	1060

Must Specify (in this order):

- Model #
- Primary Upholstery
- Accent Upholstery
- Optional Power

45° INTERNAL CORNER WITH HIGH BACK	15-12ICR	47¼	24½	52	28	18½	17¼	-	66	49.8
------------------------------------	----------	-----	-----	----	----	-----	-----	---	----	------



Description

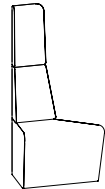
- Available with Contrasting Upholstery ([See Details](#))
- Not for Use with Center Panel
- Includes Ganging Hardware
- Optional Power Ports, [See Options](#)

List Price/Grade	Yards	COM/1	2	3	4	5	6	7	8	9	10	L1	L2
Single Upholstery	6.00	\$ 2792	3104	3368	3626	4016	4412	4976	5564	6248	7040	4772	5618
Contrasting Upholstery													
Primary	4.50	\$ 2816	3050	3248	3442	3734	4031	4454	4895	5408	6002	4301	4936
Accent	2.00	\$ 0	104	192	278	408	540	728	924	1152	1416	660	942

Must Specify (in this order):

- Model #
- Primary Upholstery
- Accent Upholstery
- Optional Power

45° EXTERNAL CORNER WITH HIGH BACK	15-12ECR	28	24½	52	47¼	18½	17¼	-	66	34.4
------------------------------------	----------	----	-----	----	-----	-----	-----	---	----	------



Description

- Available with Contrasting Upholstery ([See Details](#))
- Not for Use with Center Panel
- When Wrapping Columns, Ganged Units Compatible with Columns Up To 20" Diameter
- Includes Ganging Hardware
- Optional Power Ports, [See Options](#)

List Price/Grade	Yards	COM/1	2	3	4	5	6	7	8	9	10	L1	L2
Single Upholstery	3.25	\$ 1879	2048	2191	2331	2542	2757	3062	3381	3751	4180	2952	3410
Contrasting Upholstery													
Primary	2.75	\$ 1915	2058	2179	2297	2476	2658	2916	3186	3499	3862	2823	3210
Accent	1.25	\$ 0	65	120	174	255	338	455	578	720	885	413	589

Must Specify (in this order):

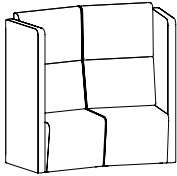
- Model #
- Primary Upholstery
- Accent Upholstery
- Optional Power

For ordering options, [see overview at the beginning of this section.](#)

FIFTEEN LOUNGE

LOUNGE + TABLES BY PLEDGE (15 SERIES)

Item	Model No.	Chair Width	Chair Depth	Chair Height	Seat Width	Seat Depth	Seat Height	Arm Height	Ship Wt	Cubic Ft
TWO SEAT CONCAVE WITH HIGH BACK AND ARMS	15-22CCLR	60¾	29½	52	49	18½	17¼	49¾	141	68.8



Description

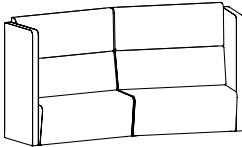
- 15° Angled Seat to Stimulate Conversation
- Available with Contrasting Upholstery ([See Details](#))
- Not for Use in Booth or Ganging Applications
- Optional Power Ports, [See Options](#)

Must Specify (in this order):

- Model #
- Primary Upholstery
- Accent Upholstery
- Optional Power

List Price/Grade	Yards	COM/1	2	3	4	5	6	7	8	9	10	L1	L2
Single Upholstery	11.25	\$ 4999	5584	6079	6563	7294	8037	9094	10197	11479	12964	8712	10298
Contrasting Upholstery													
Primary	9.50	\$ 5023	5517	5935	6344	6961	7588	8481	9412	10495	11749	8158	9498
Accent	2.25	\$ 0	117	216	313	459	608	819	1040	1296	1593	743	1060

FOUR SEAT CONCAVE WITH HIGH BACK AND ARMS	15-42CCLR	104	32¼	52	91¼	18½	17¼	49¾	216	99.6
---	-----------	-----	-----	----	-----	-----	-----	-----	-----	------



Description

- 15° Angled Seat to Stimulate Conversation
- Available with Contrasting Upholstery ([See Details](#))
- Not for Use in Booth or Ganging Applications
- Optional Power Ports, [See Options](#)

Must Specify (in this order):

- Model #
- Primary Upholstery
- Accent Upholstery
- Optional Power

List Price/Grade	Yards	COM/1	2	3	4	5	6	7	8	9	10	L1	L2
Single Upholstery	14.50	\$ 7172	7926	8564	9188	10130	11087	12450	13871	15524	17438	11957	14002
Contrasting Upholstery													
Primary	11.25	\$ 7172	7757	8252	8736	9467	10210	11267	12370	13652	15137	10885	12471
Accent	3.25	\$ 0	169	312	452	663	878	1183	1502	1872	2301	1073	1531

OCTAGON TOP CAP	15-INSERT					20½	20½	¾			9	2.4
-----------------	-----------	--	--	--	--	-----	-----	---	--	--	---	-----



Description

- For Use with an Octagon Grouping of 45° External Corner Units
- Creates a Top Cap for a Seamless Look

Must Specify (in this order):

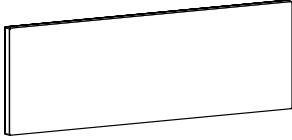
- Model #
- Primary Upholstery

List Price/Grade	Yards	COM/1	2	3	4	5	6	7	8	9	10	L1	L2
Single Upholstery	1.00	\$ 598	650	694	737	802	868	962	1060	1174	1306	928	1069

For ordering options, [see overview at the beginning of this section.](#)

FIFTEEN LOUNGE
LOUNGE + TABLES BY PLEDGE (15 SERIES)

Item	Model No.	Width	Depth	Height	Ship Wt	Cubic Ft
LOW CENTER PANEL SINGLE SIDED	15-LCP85	85½	3	30¼	50	7.8
	15-LCP79	79½	3	30¼	43	7.8



Must Specify (in this order):

- Model #
- Primary Upholstery
- Table Bracket Designator

Description

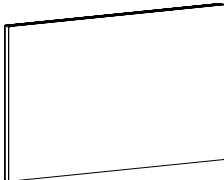
- Use to Create Booths in Single-Sided Applications
- Not Freestanding; Must Connect To Two Lounge Units
- Must Specify Table Bracket Designator Below: NO TBLBKT or TBLBKT; ([See View Booth Tables and Order Separately](#))
- TV Bracket Not Available On This Panel

List Price/Grade	Yards	COM/1	2	3	4	5	6	7	8	9	10	L1	L2
15-LCP85 Upholstery	5.25	\$ 1765	2038	2269	2495	2836	3183	3676	4191	4789	5482	3498	4238
15-LCP79 Upholstery	4.75	\$ 1680	1927	2136	2340	2649	2963	3409	3875	4416	5043	3248	3917

Must Specify: Table Bracket

- NO TBLBKT No View Booth Table Being Used
- TBLBKT View Booth Table Being Used

HIGH CENTER PANEL SINGLE SIDED	15-HCP85	85½	3	49½	70	12.6
	15-HCP79	79½	3	49½	65	12.6



Must Specify (in this order):

- Model #
- Primary Upholstery
- Table Bracket Designator
- TV Bracket Designator

Description

- Use to Create Booths in Single-Sided Applications
- Not Freestanding; Must Connect To Two Pod Units
- Must Specify Table Bracket Designator Below: NO TBLBKT or TBLBKT; ([See View Booth Tables and Order Separately](#))
- Must Specify TV Bracket Designator Below: NO TVBKT or TVBKT; ([See TV Bracket and Order Separately](#))
- TV Bracket Allows For Use of TVs up to 40" on Panel
- If a Table and/or TV Bracket is Designated, a Grommet or Grommets Will Automatically Be Added to the Panel for Wire Management

List Price/Grade	Yards	COM/1	2	3	4	5	6	7	8	9	10	L1	L2
15-HCP85 Upholstery	7.50	\$ 2123	2513	2843	3166	3653	4148	4853	5588	6443	7433	4598	5656
15-HCP79 Upholstery	7.00	\$ 2036	2400	2708	3009	3464	3926	4584	5270	6068	6992	4346	5333

Must Specify: Table Bracket

- NO TBLBKT No View Booth Table Being Used
- TBLBKT View Booth Table Being Used

Must Specify: TV Bracket

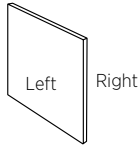
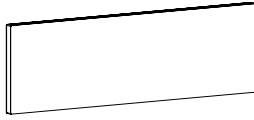
- NO TVBKT No TV Being Used
- TVBKT TV Bracket Being Used

For ordering options, [see overview at the beginning of this section.](#)

FIFTEEN LOUNGE

LOUNGE + TABLES BY PLEDGE (15 SERIES)

Item	Model No.	Width	Depth	Height	Ship Wt	Cubic Ft
LOW CENTER PANEL DUAL SIDED	15-DLCP85	85½	3	30¼	50	7.8
	15-DLCP79	79½	3	30¼	43	7.8



Description

- Use to Create Booths in Dual-Sided Applications
- Not Freestanding; Must Connect To Four Lounge Units (Two Units On Each Side)
- Must Specify Table Bracket Designator Below: No TBLBKT, L-TBLBKT, R-TBLBKT, or LR-TBLBKT; ([See View Booth Tables and Order Separately](#))
- TV Bracket Not Available On This Panel

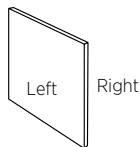
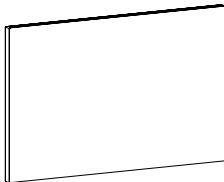
List Price/Grade	Yards	COM/1	2	3	4	5	6	7	8	9	10	L1	L2
15-DLCP85 Upholstery	5.25	\$ 2166	2439	2670	2896	3237	3584	4077	4592	5190	5883	3899	4639
15-DLCP79 Upholstery	4.75	\$ 2082	2329	2538	2742	3051	3365	3811	4277	4818	5445	3650	4319

Must Specify (in this order):
Model #
Primary Upholstery
Table Bracket Designator

Must Specify: Table Bracket

NO TBLBKT	No View Booth Table Being Used
L-TBLBKT	View Booth Table Being Used On Left Side
R-TBLBKT	View Booth Table Being Used on Right Side
LR-TBLBKT	View Booth Table Being Used

DUAL SIDED HIGH CENTER PANEL	15-DHCP85	85½	3	49½	70	12.6
	15-DHCP79	79½	3	49½	65	12.6



Description

- Use to Create Booths in Dual-Sided Applications
- Not Freestanding; Must Connect To Four Lounge Units (Two Units On Each Side)
- Must Specify Table Bracket Designator Below: No TBLBKT, L-TBLBKT, R-TBLBKT, or LR-TBLBKT; ([See View Booth Tables and Order Separately](#))
- Must Specify TV Bracket Designator Below: NO TVBKT, L-TV BKT, R-TV BKT, or LR-TV BKT; ([See TV Bracket and Order Separately](#))
- TV Bracket Allows For Use of TVs up to 40" on Panel
- If a Table and/or TV Bracket is Designated, a Grommet or Grommets Will Automatically Be Added to the Panel for Wire Management

List Price/Grade	Yards	COM/1	2	3	4	5	6	7	8	9	10	L1	L2
15-DHCP85 Upholstery	7.50	\$ 2524	2914	3244	3567	4054	4549	5254	5989	6844	7834	4999	6057
15-DHCP79 Upholstery	7.00	\$ 2438	2802	3110	3411	3866	4328	4986	5672	6470	7394	4748	5735

Must Specify (in this order):
Model #
Primary Upholstery
Table Bracket Designator
TV Bracket Designator

Must Specify: Table Bracket

NO TBLBKT	No View Booth Table Being Used
L-TBLBKT	View Booth Table Being Used on Left Side
R-TBLBKT	View Booth Table Being Used on Right Side
LR-TBLBKT	View Booth Table Being Used on Left & Right Sides

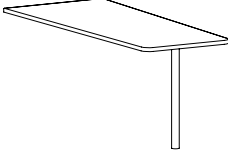
Must Specify: TV Bracket

NO TVBKT	No TV Being Used
L-TV BKT	TV Bracket Being Used on Left Side
R-TV BKT	TV Bracket Being Used on Right Side
LR-TV BKT	TV Bracket Being Used on Left & Right Sides

For ordering options, [see overview at the beginning of this section.](#)

FIFTEEN LOUNGE

LOUNGE + TABLES BY PLEDGE (15 SERIES)

Item	Model No.		Width	Depth	Height	Ship Wt	Cubic Ft	List Price	
VIEW BOOTH TABLES			30"W						
	15-E5TV30	TFL	30	71	30	71	52.1	T\$ 854	
	15-E5TV30H	HPL	30	71	30	71	52.1	P\$ 1091	
	15-E5TV30V	Veneer	30	71	30	71	52.1	W\$ 1480	
	15-E4TV30	TFL	30	60	30	60	40.3	T\$ 780	
	15-E4TV30H	HPL	30	60	30	60	40.3	P\$ 976	
	15-E4TV30V	Veneer	30	60	30	60	40.3	W\$ 1318	
	15-E3TV30	TFL	30	47	30	41	40.3	T\$ 723	
	15-E3TV30H	HPL	30	47	30	41	40.3	P\$ 932	
	15-E3TV30V	Veneer	30	47	30	41	40.3	W\$ 1191	
	15-E2TV30	TFL	30	36	30	36	40.3	T\$ 675	
	15-E2TV30H	HPL	30	36	30	36	40.3	P\$ 892	
	15-E2TV30V	Veneer	30	36	30	36	40.3	W\$ 1068	
	15-E1TV30	TFL	30	26	30	30	40.3	T\$ 628	
	15-E1TV30H	HPL	30	26	30	30	40.3	P\$ 853	
	15-E1TV30V	Veneer	30	26	30	30	40.3	W\$ 910	
				24"W					
		15-E5TV24	TFL	24	71	30	57	52.1	T\$ 795
		15-E5TV24H	HPL	24	71	30	57	52.1	P\$ 975
	15-E5TV24V	Veneer	24	71	30	57	52.1	W\$ 1333	
	15-E4TV24	TFL	24	60	30	48	40.3	T\$ 732	
	15-E4TV24H	HPL	24	60	30	48	40.3	P\$ 913	
	15-E4TV24V	Veneer	24	60	30	48	40.3	W\$ 1199	
	15-E3TV24	TFL	24	47	30	33	40.3	T\$ 685	
	15-E3TV24H	HPL	24	47	30	33	40.3	P\$ 868	
	15-E3TV24V	Veneer	24	47	30	33	40.3	W\$ 1086	
	15-E2TV24	TFL	24	36	30	29	40.3	T\$ 642	
	15-E2TV24H	HPL	24	36	30	29	40.3	P\$ 832	
	15-E2TV24V	Veneer	24	36	30	29	40.3	W\$ 943	
	15-E1TV24	TFL	24	26	30	24	40.3	T\$ 605	
	15-E1TV24H	HPL	24	26	30	24	40.3	P\$ 797	
	15-E1TV24V	Veneer	24	26	30	24	40.3	W\$ 842	

Must Specify (in this order):
 Model #
 Finish/Color
 Leg Color
 Grommet/Power/Data

Description

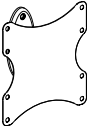
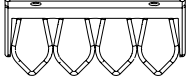
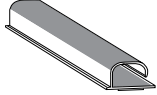


- Available With a Veneer (W), HPL (P), or TFL (T) Top; [See Finish/Color Options and Specify](#)
- Not Freestanding; Must Connect to High or Low-Single or Dual-Sided Center Panel
- Must Specify Leg Finish: Aluminum (ALUM), Black (BLK), or Chrome (CHM)
- Some Assembly Required
- Wire Management, Power/Data, and Grommet Options Available, [See Units Available](#); [See Locations In Intro](#)

T = TFL P = HPL W = Veneer

For ordering options, [see overview at the beginning of this section.](#)

FIFTEEN LOUNGE

LOUNGE + TABLES BY PLEDGE (15 SERIES)

Item	Model No.		Width	Depth	Height	Ship Wt	Cubic Ft	List Price
TV BRACKET	01-0603TVBR		12½	13½	19½	5	1.9	\$ 331
	Description <ul style="list-style-type: none"> TV Bracket with Swivel/Tilt 							
Open Market Only								
CABLE GRIP	01-WMGRCB		-	-	-	1	0.1	\$ 17
	Description <ul style="list-style-type: none"> Under Surface Wire Management Black 							
WIRE CHANNEL	01-32125		24	1¾	1	.25	0.3	\$ 106
	Description <ul style="list-style-type: none"> Available in Black Includes (2) Double-Sided Tape Ribbons for Easy Installation Open J Channel for Easy Wire Management 							
VESTA POWER CENTER	01-PDCTR		10¾	12	28¾	14	2.5	\$ 1776
	Description <ul style="list-style-type: none"> Top Includes One (1) Power Outlet, Two (2) USB Ports and One (1) USBC Port; Base Includes Three (3) Outlet Available in White 120" Power Cord Built with Weight Distribution for Optimal Stability Base is 5" Tall 							
SINGLE POWER SAND DOLLAR	01-SAND60PS	Silver	3	3	4	1	0.2	\$ 98
	01-SAND60PW	White						\$ 98
	01-SAND60PB	Black						\$ 98
	Description <ul style="list-style-type: none"> Unit is 2" Diameter; Mounts in 60mm Round Grommet 6' Cord Single Power Outlet 							

For ordering options, [see overview at the beginning of this section.](#)

Item	Model No.		Width	Depth	Height	Ship Wt	Cubic Ft	List Price
DOUBLE USB SAND DOLLAR	01-SAND60US	Silver	3	3	4	1	0.2	\$ 277
	01-SAND60UW	White						\$ 277
	01-SAND60UB	Black						\$ 277



Description

- Unit is 2" Diameter; Mounts in 60mm Round Grommet
- 6' Cord
- Double USB

DOCK 950 WIRELESS CHARGER	01-DOCK950B	Black	-	-	-	1	0.2	\$ 265
	01-DOCK950W	White						\$ 265



Open Market Only

Description

- For Use with Wireless Charging Enabled Devices (Qi)
- 5 Watts Maximum Output with a Direct Current of 5V 2A and 10 Watts Maximum with Quick Charge 2.0
- Mounts in 76mm Round Cut-Out
- LED will Confirm Pairing with Device and Begin Wireless Charging

DOCK 150 WIRELESS AND USB CHARGER	01-DOCK150B	Black	-	-	-	1	0.2	\$ 405
	01-DOCK150W	White						\$ 405

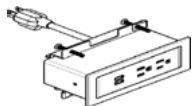


Open Market Only

Description

- For Use with Wireless Charging Enabled Devices (Qi) and USB Charging Devices
- 5 Watt Maximum Output with a Direct Current Input of 5V 6A (Wireless Fast Charge)
- Pop-Up Includes Three (3) USB Ports; One (1) 12 Watt Maximum with 2.4A (USB Fast Charge) and Two (2) 5 Watt with 1A (USB Standard Charge)
- Mounts in 76mm Round Cut-Out
- LED will Confirm Pairing with Device and Begin Wireless Charging
- UL & cUL Certified

DUO BEZEL NEMA PLUG	01-DUOBEZELS	Silver	9	2 1/2	3	1	0.2	\$ 675
	01-DUOBEZELW	White						\$ 675
	01-DUOBEZELB	Black						\$ 675



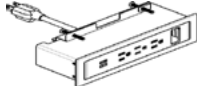
Description

- Worksurface Must Be Routed To Accept Unit, Which Sits Down Into Worksurface Supported By Attractive Slim Fit Bezel
- Two (2) Power / Two (2) USB Power
- Independent USB Circuit Controllers Deliver up to 2.1 Amps to Each Port
- All Mounting Hardware Included
- FCC Part 15A and UL Approved for Horizontal and Vertical Applications
- 10' Cord

For ordering options, [see overview at the beginning of this section.](#)

FIFTEEN LOUNGE

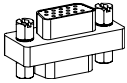
LOUNGE + TABLES BY PLEDGE (15 SERIES)

Item	Model No.		Width	Depth	Height	Ship Wt	Cubic Ft	List Price
	01-TRIOBEZELS	Silver	6½	2⅝	3⅞	1	0.2	\$ 725
	01-TRIOBEZELW	White						\$ 725
	01-TRIOBEZELB	Black						\$ 725

Description

- Worksurface Must Be Routed To Accept Unit, Which Sits Down Into Worksurface Supported By Attractive Slim Fit Bezel
- Three (3) Power/Two (2) USB Power/One (1) Open Data
- Independent USB Circuit Controllers Deliver up to 2.1 Amps to Each Post
- HDMI, VGA, or RJ45 Accessories Sold Separately
- All Mounting Hardware Included
- FCC Part 15A and UL Approved for Horizontal and Vertical Applications
- 10' Cord

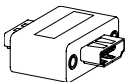
TRIO VGA DATA PORT ACCESSORY	01-LCOMVGA		-	-	-	-	-	\$ 121
---------------------------------	------------	--	---	---	---	---	---	--------



Description

- VGA Ports for Trio Units

TRIO HDMI DATA PORT ACCESSORY	01-LCOMHDMI		-	-	-	-	-	\$ 166
----------------------------------	-------------	--	---	---	---	---	---	--------

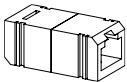


Description

- HDMI Ports for Trio Units

Open Market Only

TRIO RJ45 DATA PORT ACCESSORY	01-LCOMRJ45		-	-	-	-	-	\$ 79
----------------------------------	-------------	--	---	---	---	---	---	-------



Description

- RJ45 Ports for Trio Units

For ordering options, [see overview at the beginning of this section.](#)

Fifteen Pods, another line inspired by Pledge, provides users with a personal getaway space, private meeting, or collaboration location, and can be placed anywhere in a facility. Designed around the science of acoustics, Fifteen Pods helps to keep conversations contained within and external noises out.

CONSTRUCTION

- Pods are manufactured using Baltic Birch plywood for internal wood components and frame; individually hand assembled with joints mortised and tenoned, screwed, and glued for maximum strength and durability
- High Grade Polyurethane Foam, 2¼” thick in the seat and 1” thick in the back
- View Tables feature square edge profile and are available in Veneer, HPL, and TFL
- Veneer table tops are 1¾” thick with a 3mm veneer edge banding and are made of select-grade sliced Walnut, Cherry, Maple, or composite veneers for maximum grain and color consistency
- HPL tops are 1¾” thick with a 3mm PVC edge bands and TFL tops are 1” thick with a 3mm PVC edge bands; Designer White, Sugar Maple, and Williamsburg Cherry feature ABS edge bands
- Each unit includes non-marring, nylon adjustable glides
- Upholstered units ship fully assembled, while tables require some assembly
- Seating rated for users up to 275lbs

HOW TO ORDER EXAMPLES

PODS

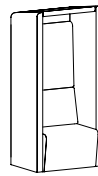
Model No.	QTY	Description	Example
15-P11	1	Primary Upholstery	Mayer Fedora Fawn
		Accent Upholstery	Mayer Fedora Espresso
		Surround Upholstery	Mayer Fedora Espresso
		Center Panel Designator	NONE
		Power/Color/Location	ECSL
BOOTHS			
Model No.	QTY	Description	Example
15-P33	1	Primary Upholstery	Architex Hush Ivory
		Accent Upholstery	Architex Catwalk Ritts
		Surround Upholstery	Architex Platform Pistachio
		Center Panel Designator	LEFT
		Power/Color/Location	NONE
15-P33	1	Primary Upholstery	Architex Hush Ivory
		Accent Upholstery	Architex Catwalk Ritts
		Surround Upholstery	Architex Hush Baltic
		Center Panel Designator	RIGHT
		Power/Color/Location	NONE
15-PCPH49	1	Primary Upholstery	Architex Hush Baltic
		Table Bracket Designator	TBLBKT
		TV Bracket Designator	HI-TVBKT
15-E5TV30	1	Finish/Color	WTA
		Leg Color	ALUM
		Grommet/Power Location	D950-E
01-DOCK950W	1	Dock 950 Wireless Charger	Dock950, White
01-0603TVBR	1	TV Bracket	

UPHOLSTERY OPTIONS + RECOMMENDATIONS

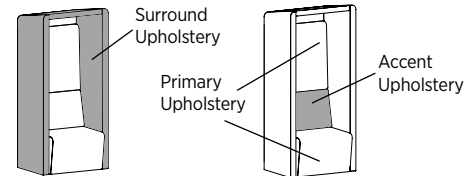
Available in single or contrasting upholsteries in a wide variety of graded-in or contract options, including fabric, vinyl, and leather.

When using contrasting upholstery, note that the Accent Upholstery will be shown on the front and back side of the unit.

Single Upholstery

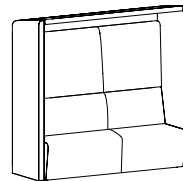


Contrasting Upholstery

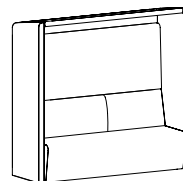


Some upholsteries are considered directional, such as stripes, patterns and plaids. Customer may specify how fabric is cut (up the roll or across the roll). If not specified, upholsteries are reviewed by production for the best application. Certain upholsteries may require the pattern to be applied up the roll, which creates additional seams in the seat and backs of select units. When contrasting upholstery is specified and any fabric direction selection is requested or deemed best applied up the roll then all fabric direction selections will be applied up the roll.

[See the COL/COM Form for additional details.](#)



Additional seams for the 15-P33 when upholstery is cut up the roll.



Shown with Accent Upholstery cut Up the Roll and applied with the seam. Primary Upholstery cut Across the Roll and applied with no seam. This will only apply to 15-P33.

FIFTEEN PODS

PODS + TABLES BY PLEDGE (15 SERIES)

CREATING A BOOTH

At the time of specifying a Pod, we ask that you also designate whether or not you'll be creating a booth.

To insure all necessary hardware is factory installed when creating a booth:

- Order the correct number of Pods to support the Center Panel specified. Single-sided Center Panels require two Pods of any combination model/width
- Each Pod specified must indicate which end will connect to the Center Panel. Left end and right end are determined as you are standing looking at the Pod. For example a single-sided Center Panel requires one Pod specified as a left connection and one Pod specified as right connection.
- Tables and TV Brackets must be ordered separately, however, the Center Panel must be ordered with the corresponding options for connection.
- Tables are not freestanding and must be supported by a Center Panel.
- Keep users connected by specifying and ordering power/data units for the Pods and Table!

CENTER PANEL DESIGNATORS

Pods will be modified to accept Center Panels as specified. We ask that all Pods designate if a Center Panel will be used and which side of the Pod will need to be attached. Left or Right location is based on facing the Pod.

Note: Center Panel must be ordered separately.

- NONE No Center Panel
- LEFT Center Panel on Left
- RIGHT Center Panel on Right

CENTER PANEL TABLE OPTIONS

When ordering a Center Panel, we ask that you also designate whether or not you plan to use a View Table with it. This will ensure that the table attachment bracket and a grommet are factory installed for your convenience.

Note: Table must be ordered separately.

- NO TBLBKT No Table Bracket
- TBLBKT Table Bracket

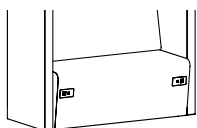
POD POWER/DATA OPTIONS

Note: Specified by Facing the Pod

Power ports are installed on the front of the unit 11¼" up from glide and 6½" in from the outside of the arm.

Each Power Port comes with 1 Outlet and 2 USB

ECSL	ECA Cove, Left Port, Silver (1 Unit)	\$ 975
ECSR	ECA Cove, Right Port, Silver (1 Unit)	\$ 975
ECSLR	ECA Cove, Left and Right Port, Silver (2 Units)	\$ 1950
ECBL	ECA Cove, Left Port, Black (1 Unit)	\$ 975
ECBR	ECA Cove, Right Port, Black (1 Unit)	\$ 975
ECBLR	ECA Cove, Left and Right Port, Black (2 Units)	\$ 1950



Power installed on front left and/or front right



ECA Cove

CENTER PANEL TV ATTACHMENT OPTIONS

When ordering a Center Panel, we ask that you also designate whether or not you plan to use a TV with it. This will ensure that the attachment hardware and a grommet are factory installed for your convenience. The Bracket and Grommet are always centered.

High Center Panels feature optional High TV bracket which allows for use a larger TV.

Note: Recommend using TVs up to 40". Actual TV Bracket must be ordered separately.

- NO TVBKT No TV Bracket
- TVBKT TV Bracket (Placed at 42"H)
- HI-TVBKT High TV Bracket (Placed at 60½"H)

VIEW BOOTH TABLE LEG EDGE PROFILE

- Y Square



VENEER (W) TABLE TOP OPTIONS

Tops feature UV Advantage, an ultra-violet finish, on all exposed surfaces by utilizing roll-coat UV technology.

AW	Artisan Walnut	MW	Mahogany Walnut
AS	Asian Night	MAS	Mesa Sunset*
CO	Columbian Walnut	MTS	Metropolis Sky
DC	Dark Cherry	ORW	Oak Riftwood*
DFW	Dark Forest Walnut	PNW	Pinnacle Walnut
EW	Espresso	SCH	Select Cherry
FO	Fawn Oak*	SKC	Shaker Cherry
GC	Golden Cherry	SM	Sugar Maple
HW	Harvest Walnut	WTA	Weathered Ash*
HNW	Henna Walnut	WC	Williamsburg Cherry
LW	Legacy Walnut		

* Finish is Low Sheen

TFL (T) AND HPL (P) LAMINATE TABLE TOP OPTIONS

WOODGRAIN

AS	Asian Night	PTK	Portico Teak
BW	Beigewood	RC	River Cherry
CO	Columbian Walnut	SPW	Sepia Walnut
EF	Espresso	SKC	Shaker Cherry
FLW	Florence Walnut	SBP	Smoky Brown Pear
HVM	Harvest Maple	TK	Studio Teak
KHE	Kirsche	SM	Sugar Maple
MNR	Midnight Run	WTA	Weathered Ash
NTM	Natural Marrone	WNB	White Nebbia
ORW	Oak Riftwood	WC	Williamsburg Cherry
PNW	Pinnacle Walnut		

SOLID

BL	Black	FHG	Fashion Grey
WH	Designer White	SG	Slate Grey

FIFTEEN PODS

PODS + TABLES BY PLEDGE (15 SERIES)

VIEW BOOTH TABLE LEG FINISH OPTIONS

- ALUM Aluminum Leg
- BLK Black Leg
- CHM Chrome Leg

VIEW BOOTH TABLE POWER/DATA OPTIONS

Grommets are available in View Tables for an upcharge or they may be ordered without grommets (specify NO GROMMET on order).

Power/Data units and Wireless Chargers must be ordered separately and specified with a surface mount location. Multiple locations may be selected (End & Center). Only one unit per location.

GROMMET LOCATIONS (Specify Black = BLK or Silver = SLV)

GE	Grommet, End - BLK or SLV	\$	52
GC	Grommet, Center - BLK or SLV	\$	52
GEC	Grommet, End & Center - BLK or SLV	\$	104

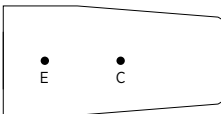
DUO/TRIO BEZEL LOCATIONS

PDC-E	Bezel, End
PDC-C	Bezel, Center
PDC-EC	Bezel, End & Center

WIRELESS CHARGER LOCATIONS

D950-E	Dock 950, End
D950-C	Dock 950, Center
D950-EC	Dock 950, End & Center
D150-E	Dock 150, End
D150-C	Dock 150, Center
D150-EC	Dock 150, End & Center

Grommets, Power Units, Dock 950 Wireless Charger, and Dock 150 Wireless & USB Charger may be ordered in non-standard locations. Call Customer Service to assist with specification and/or please attach a drawing to the PO showing the location of the grommet. Note additional charges and lead times may apply.

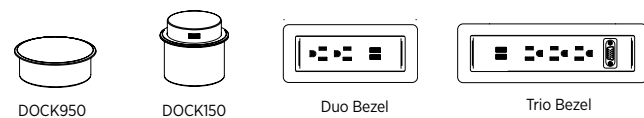


Power locations for the View Table are End, Center, or End & Center

E = End C = Center EC = End & Center
 E = 12" from monitor end
 C = Centered

EXAMPLES OF POWER/DATA UNITS (See Additional Units in the Accessories)

01-DUOBEZELW	Duo Bezel, White, Specify Location	\$	675
01-DUOBEZELB	Duo Bezel, Black, Specify Location	\$	675
01-DUOBEZELS	Duo Bezel, Silver, Specify Location	\$	675
01-TRIOBEZELW	Trio Bezel, White, Specify Location	\$	725
01-TRIOBEZELB	Trio Bezel, Black, Specify Location	\$	725
01-TRIOBEZELS	Trio Bezel, Silver, Specify Location	\$	725
01-DOCK950W	Dock 950 Wireless Charger, White, Specify Location	\$	265
01-DOCK950B	Dock 950 Wireless Charger, Black, Specify Location	\$	265
01-DOCK150W	Dock 150 Wireless & USB Charger, White, Specify Location	\$	405
01-DOCK150B	Dock 150 Wireless & USB Charger, Black, Specify Location	\$	405

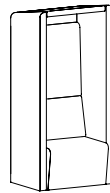


For Additional Power/Data and Wire Management Units [See Accessories](#)


CERTIFICATIONS & COMPLIANCE

- CAL 117-2013 Compliance
- Intertek Sustainability Certified
- BIFMA level® Certified
- BIFMA Compliant® Certified
- TSCA Title VI (CARB) Compliance
- Contributes to LEED®, Green Globes®, and WELL® Sustainable Programs


STATEMENT OF LINE



One Seat Pod:
15-P11
[\(See Details\)](#)



Two Seat Pod:
15-P22
[\(See Details\)](#)



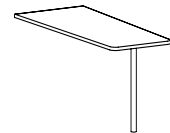
Three Seat Pod:
15-33
[\(See Details\)](#)



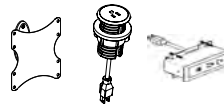
Low Center Panel:
15-PCP49
15-PCP43
[\(See Details\)](#)




High Center Panel:
15-PCPH49
15-PCPH43
[\(See Details\)](#)



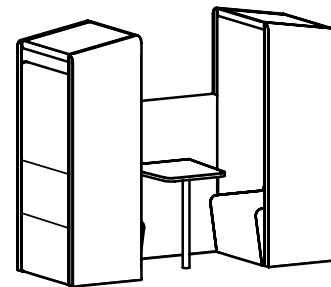
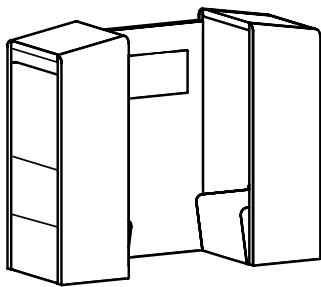
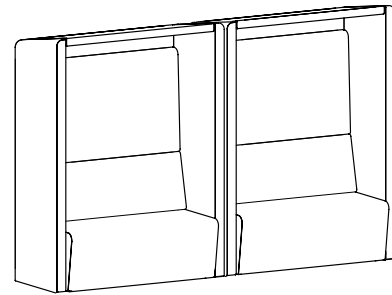
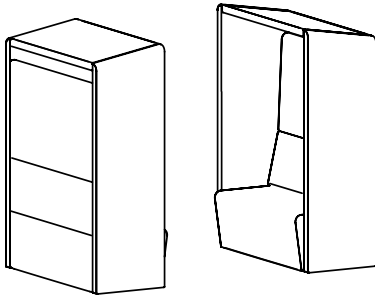
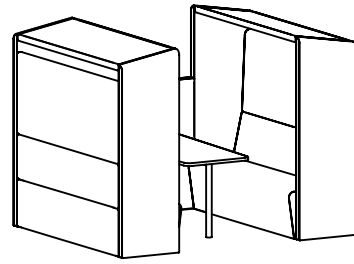
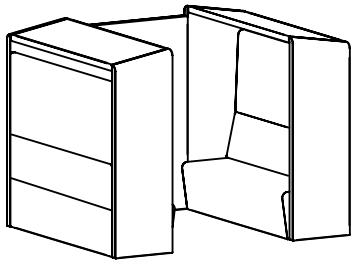
View Table
30"D & 24"D Available in
TFL, HPL and Veneer
[\(See Details\)](#)



Accessories Include:
TV Brackets, Power, and
Wireless Chargers
[\(See Power + Accessories\)](#)



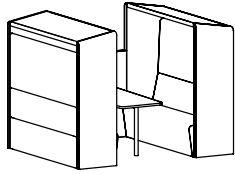
Enhance your space with
Cush Pillows. [See Product Details.](#)



For ordering options, [see overview at the beginning of this section.](#)

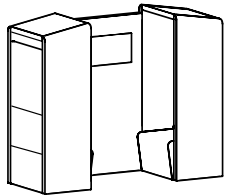
FIFTEEN PODS
LOUNGE & TABLES (15 SERIES) BY PLEDGE

Item	Model No.	Width	Depth	Height	Ship Wt	Cubic Ft	List Price
------	-----------	-------	-------	--------	---------	----------	------------



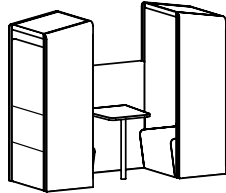
15-P1		101¾	78¾	75	496	252.7	\$ 19385
CONSISTS OF:		QTY					
15-P33_15-P1	2	Three Seat Pod					\$ 16952
15-PCP49_15-P1	1	Low Center Panel, Single Sided Table Bracket (TBLBKT) - View Booth Table Being Used					\$ 1579
15-E5TV30_15-P1	1	30"W TFL View Booth Table					\$ 854

View Booth Table is available in 24"W or 30"W and surface material options include TFL, HPL or Veneer
Grade 1 pricing



15-P2			95¾	75			\$ 13819
CONSISTS OF:		QTY					
15-P11_15-P2	2	One Seat Pod					\$ 11884
15-PCPH43_15-P2	1	High Center Panel Single Sided TV Bracket (HI-TVBKT) - TV Bracket at Higher Height (60½" H)					\$ 1935

TV not included
Grade 1 pricing



15-P3				75			\$ 13988
CONSISTS OF:		QTY					
15-P11_15-P3	2	One Seat Pod					\$ 11884
15-PCP43_15-P3	1	Low Center Panel, Single Sided Table Bracket (TBLBKT) - View Booth Table Being Used					\$ 1499
15-E1TV24_15-P3	1	24"W TFL View Booth Table					\$ 605

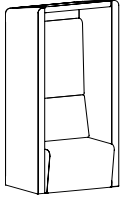
View Booth Table is available in 24"W or 30"W and surface material options include TFL, HPL or Veneer
Grade 1 pricing

For ordering options, [see overview at the beginning of this section.](#)

FIFTEEN PODS

PODS + TABLES BY PLEDGE (15 SERIES)

Item	Model No.	Chair Width	Chair Depth	Chair Height	Ship Wt	Cubic Ft
ONE SEAT POD	15-P11	33 $\frac{3}{8}$	26 $\frac{3}{8}$	75	97	47.4




Description

- Available with Three Contrasting Upholstery ([See Details](#))
- May Be Used in Booth Applications; Must Specify Center Panel Designator: (NONE) for No Center Panel or (LEFT or RIGHT) Based on the Side the Center Panel will be Attached; ([See Single or Dual Sided Center Panels and Order Separately](#))
- Optional Power Ports, [See Options](#)

Must Specify (in this order):
 Model #
 Primary Upholstery
 Accent Upholstery
 Surround Upholstery
 Center Panel Designator
 Optional Power

List Price/Grade	Yards	COM/1	2	3	4	5	6	7	8	9	10	L1	L2
Single Upholstery	12.50	\$ 5942	6592	7142	7680	8492	9317	10492	11717	13142	14792	10067	11830
Contrasting Upholstery													
Primary	3.50	\$ 5990	6172	6326	6477	6704	6935	7264	7607	8006	8468	7145	7639
Accent	1.50	\$ 0	78	144	209	306	405	546	693	864	1062	495	707
Surround	8.50	\$ 0	442	816	1182	1734	2295	3094	3927	4896	6018	2805	4004

TWO SEAT POD	15-P22	54 $\frac{3}{4}$	26 $\frac{3}{8}$	75	141	66.8
--------------	--------	------------------	------------------	----	-----	------




Description

- Available with Three Contrasting Upholstery ([See Details](#))
- May Be Used in Booth Applications; Must Specify Center Panel Designator: (NONE) for No Center Panel or (LEFT or RIGHT) Based on the Side the Center Panel will be Attached; ([See Single or Dual Sided Center Panels and Order Separately](#))
- Optional Power Ports, [See Options](#)

Must Specify (in this order):
 Model #
 Primary Upholstery
 Accent Upholstery
 Surround Upholstery
 Center Panel Designator
 Optional Power

List Price/Grade	Yards	COM/1	2	3	4	5	6	7	8	9	10	L1	L2
Single Upholstery	16.75	\$ 7323	8194	8931	9651	10740	11846	13420	15062	16971	19182	12851	15212
Contrasting Upholstery													
Primary	5.50	\$ 7359	7645	7887	8124	8481	8844	9361	9900	10527	11253	9174	9950
Accent	2.00	\$ 0	104	192	278	408	540	728	924	1152	1416	660	942
Surround	10.00	\$ 0	520	960	1390	2040	2700	3640	4620	5760	7080	3300	4710

THREE SEAT POD	15-P33	78 $\frac{3}{8}$	26 $\frac{3}{8}$	75	190	96.1
----------------	--------	------------------	------------------	----	-----	------



Description

- Available with Three Contrasting Upholstery ([See Details](#))
- May Be Used in Booth Applications; Must Specify Center Panel Designator: (NONE) for No Center Panel or (LEFT or RIGHT) Based on the Side the Center Panel will be Attached; ([See Single or Dual Sided Center Panels and Order Separately](#))
- Optional Power Ports, [See Options](#)


Must Specify (in this order):
 Model #
 Primary Upholstery
 Accent Upholstery
 Surround Upholstery
 Center Panel Designator
 Optional Power

List Price/Grade	Yards	COM/1	2	3	4	5	6	7	8	9	10	L1	L2
Single Upholstery	21.25	\$ 8476	9581	10516	11430	12811	14214	16211	18294	20716	23521	15489	18485
Contrasting Upholstery													
Primary	8.75	\$ 8548	9003	9388	9764	10333	10911	11733	12591	13588	14743	11436	12669
Accent	2.75	\$ 0	143	264	382	561	743	1001	1271	1584	1947	908	1295
Surround	11.25	\$ 0	585	1080	1564	2295	3038	4095	5198	6480	7965	3713	5299

For ordering options, [see overview at the beginning of this section.](#)

FIFTEEN PODS
PODS + TABLES BY PLEDGE (15 SERIES)

Item	Model No.	Width	Depth	Height	Ship Wt	Cubic Ft
LOW CENTER PANEL SINGLE SIDED	15-PCP49 <i>For Use With 30"D View Tables</i>	49	3	49½	45	8.4
	15-PCP43 <i>For Use With 24"D View Tables</i>	43	3	49½	41	8.4



Must Specify (in this order):

- Model #
- Primary Upholstery
- Table Bracket Designator
- TV Bracket Designator

Description

- Use to Create Booths in Single-Sided Applications
- Not Freestanding; Must Connect To Two Pod Units
- Must Specify Table Bracket Designator Below: NO TBLBKT or TBLBKT; ([See View Booth Tables and Order Separately](#))
- Must Specify TV Bracket Designator Below: NO TVBKT or TVBKT; ([See TV Bracket and Order Separately](#))
- TV Bracket Allows For Use of TVs up to 40" on Panel
- If a Table and/or TV Bracket is Designated, a Grommet or Grommets Will Automatically Be Added to the Panel for Wire Management

List Price/Grade	Yards	COM/1	2	3	4	5	6	7	8	9	10	L1	L2
15-PCP49 Upholstery 4.50 \$	1579	1813	2011	2205	2497	2794	3217	3658	4171	4765	3064	3699	
15-PCP43 Upholstery 4.00 \$	1499	1707	1883	2055	2315	2579	2955	3347	3803	4331	2819	3383	


Must Specify: Table Bracket

- NO TBLBKT No View Booth Table Being Used
- TBLBKT View Booth Table Being Used

Must Specify: TV Bracket

- NO TVBKT No TV Being Used
- TVBKT TV Bracket at Standard Height (42"H)

Item	Model No.	Width	Depth	Height	Ship Wt	Cubic Ft
HIGH CENTER PANEL SINGLE SIDED	15-PCPH49 <i>For Use With 30"D View Tables</i>	49	3	69¾	69	9.0
	15-PCPH43 <i>For Use With 24"D View Tables</i>	43	3	69¾	65	9.0



Must Specify (in this order):

- Model #
- Primary Upholstery
- Table Bracket Designator
- TV Bracket Designator

Description

- Use to Create Booths in Single-Sided Applications
- Not Freestanding; Must Connect To Two Pod Units
- Must Specify Table Bracket Designator Below: NO TBLBKT or TBLBKT; ([See View Booth Tables and Order Separately](#))
- Must Specify TV Bracket Designator Below: NO TVBKT, TVBKT, or HI-TVBKT; ([See TV Bracket and Order Separately](#))
- TV Bracket Allows For Use of TVs up to 40" on Panel
- If a Table and/or TV Bracket is Designated, a Grommet or Grommets Will Automatically Be Added to the Panel for Wire Management

List Price/Grade	Yards	COM/1	2	3	4	5	6	7	8	9	10	L1	L2
15-PCPH49 Upholstery 6.00 \$	2060	2372	2636	2894	3284	3680	4244	4832	5516	6308	4040	4886	
15-PCPH43 Upholstery 5.25 \$	1935	2208	2439	2665	3006	3353	3846	4361	4959	5652	3668	4408	

Must Specify: Table Bracket

- NO TBLBKT No View Booth Table Being Used
- TBLBKT View Booth Table Being Used

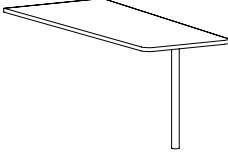
Must Specify: TV Bracket

- NO TVBKT No TV Being Used
- TVBKT TV Bracket at Standard Height (42"H)
- HI-TVBKT TV Bracket at Higher Height (60½"H)

For ordering options, [see overview at the beginning of this section.](#)

FIFTEEN PODS

PODS + TABLES BY PLEDGE (15 SERIES)

Item	Model No.		Width	Depth	Height	Ship Wt	Cubic Ft	List Price	
VIEW BOOTH TABLES			30"W						
	15-E5TV30	TFL	30	71	30	71	52.1	T\$ 854	
	15-E5TV30H	HPL	30	71	30	71	52.1	P\$ 1091	
	15-E5TV30V	Veneer	30	71	30	71	52.1	W\$ 1480	
	15-E4TV30	TFL	30	60	30	60	40.3	T\$ 780	
	15-E4TV30H	HPL	30	60	30	60	40.3	P\$ 976	
	15-E4TV30V	Veneer	30	60	30	60	40.3	W\$ 1318	
	15-E3TV30	TFL	30	47	30	41	40.3	T\$ 723	
	15-E3TV30H	HPL	30	47	30	41	40.3	P\$ 932	
	15-E3TV30V	Veneer	30	47	30	41	40.3	W\$ 1191	
	15-E2TV30	TFL	30	36	30	36	40.3	T\$ 675	
	15-E2TV30H	HPL	30	36	30	36	40.3	P\$ 892	
	15-E2TV30V	Veneer	30	36	30	36	40.3	W\$ 1068	
	15-E1TV30	TFL	30	26	30	30	40.3	T\$ 628	
	15-E1TV30H	HPL	30	26	30	30	40.3	P\$ 853	
	15-E1TV30V	Veneer	30	26	30	30	40.3	W\$ 910	
				24"W					
		15-E5TV24	TFL	24	71	30	57	52.1	T\$ 795
		15-E5TV24H	HPL	24	71	30	57	52.1	P\$ 975
	15-E5TV24V	Veneer	24	71	30	57	52.1	W\$ 1333	
	15-E4TV24	TFL	24	60	30	48	40.3	T\$ 732	
	15-E4TV24H	HPL	24	60	30	48	40.3	P\$ 913	
	15-E4TV24V	Veneer	24	60	30	48	40.3	W\$ 1199	
	15-E3TV24	TFL	24	47	30	33	40.3	T\$ 685	
	15-E3TV24H	HPL	24	47	30	33	40.3	P\$ 868	
	15-E3TV24V	Veneer	24	47	30	33	40.3	W\$ 1086	
	15-E2TV24	TFL	24	36	30	29	40.3	T\$ 642	
	15-E2TV24H	HPL	24	36	30	29	40.3	P\$ 832	
	15-E2TV24V	Veneer	24	36	30	29	40.3	W\$ 943	
	15-E1TV24	TFL	24	26	30	24	40.3	T\$ 605	
	15-E1TV24H	HPL	24	26	30	24	40.3	P\$ 797	
	15-E1TV24V	Veneer	24	26	30	24	40.3	W\$ 842	

Must Specify (in this order):

Model #
Finish/Color
Leg Color
Grommet/Power/Data

Description

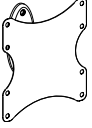
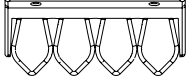
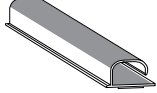

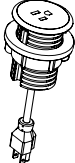
- Available With a Veneer (W), HPL (P), or TFL (T) Top; Must Specify Finish/Color; [See Color Options](#)
- Not Freestanding; Must Connect to High or Low Center Panel
- Must Specify Leg Finish: Aluminum (ALUM), Black (BLK), or Chrome (CHM)
- Some Assembly Required
- Wire Management, Power/Data, and Grommet Options Available, Starting on Next Page; [See Locations](#)

T = TFL P = HPL W = Veneer

For ordering options, [see overview at the beginning of this section.](#)

FIFTEEN PODS

PODS + TABLES BY PLEDGE (15 SERIES)

Item	Model No.		Width	Depth	Height	Ship Wt	Cubic Ft	List Price
TV BRACKET	01-0603TVBR		12½	13½	19½	5	1.9	\$ 331
	Description <ul style="list-style-type: none"> TV Bracket with Swivel/Tilt 							
Open Market Only								
CABLE GRIP	01-WMGRCB		-	-	-	1	0.1	\$ 17
	Description <ul style="list-style-type: none"> Under Surface Wire Management Black 							
WIRE CHANNEL	01-32125		24	1¾	1	.25	0.3	\$ 106
	Description <ul style="list-style-type: none"> Available in Black Includes (2) Double-Sided Tape Ribbons for Easy Installation Open J Channel for Easy Wire Management 							
VESTA POWER CENTER	01-PDCTR		10¾	12	28¾	14	2.5	\$ 1776
	Description <ul style="list-style-type: none"> Top Includes One (1) Power Outlet, Two (2) USB Ports and One (1) USBC Port; Base Includes Three (3) Outlet Available in White 120" Power Cord Built with Weight Distribution for Optimal Stability Base is 5" Tall 							
SINGLE POWER SAND DOLLAR	01-SAND60PS	Silver	3	3	4	1	0.2	\$ 98
	01-SAND60PW	White						\$ 98
	01-SAND60PB	Black						\$ 98
	Description <ul style="list-style-type: none"> Unit is 2" Diameter; Mounts in 60mm Round Grommet 6' Cord Single Power Outlet 							

For ordering options, [see overview at the beginning of this section.](#)

PLEDGE

FIFTEEN PODS

PODS + TABLES BY PLEDGE (15 SERIES)

Item	Model No.		Width	Depth	Height	Ship Wt	Cubic Ft	List Price
DOUBLE USB SAND DOLLAR	01-SAND60US	Silver	3	3	4	1	0.2	\$ 277
	01-SAND60UW	White						\$ 277
	01-SAND60UB	Black						\$ 277



Description

- Unit is 2" Diameter; Mounts in 60mm Round Grommet
- 6' Cord
- Double USB

DOCK 950 WIRELESS CHARGER	01-DOCK950B	Black	-	-	-	1	0.2	\$ 265
	01-DOCK950W	White						\$ 265



Open Market Only

Description

- For Use with Wireless Charging Enabled Devices (Qi)
- 5 Watts Maximum Output with a Direct Current of 5V 2A and 10 Watts Maximum with Quick Charge 2.0
- Mounts in 76mm Round Cut-Out
- LED will Confirm Pairing with Device and Begin Wireless Charging

DOCK 150 WIRELESS AND USB CHARGER	01-DOCK150B	Black	-	-	-	1	0.2	\$ 405
	01-DOCK150W	White						\$ 405

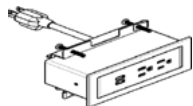


Open Market Only

Description

- For Use with Wireless Charging Enabled Devices (Qi) and USB Charging Devices
- 5 Watt Maximum Output with a Direct Current Input of 5V 6A (Wireless Fast Charge)
- Mounts in 76mm Round Cut-Out
- Pop-Up Includes Three (3) USB Ports; One (1) 12 Watt Maximum with 2.4A (USB Fast Charge) and Two (2) 5 Watt with 1A (USB Standard Charge)
- LED will Confirm Pairing with Device and Begin Wireless Charging
- UL & cUL Certified

DUO BEZEL NEMA PLUG	01-DUOBEZELS	Silver	9	2 1/2	3	1	0.2	\$ 675
	01-DUOBEZELW	White						\$ 675
	01-DUOBEZELB	Black						\$ 675



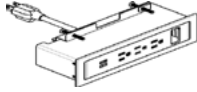
Description

- Worksurface Must Be Routed To Accept Unit, Which Sits Down Into Worksurface Supported By Attractive Slim Fit Bezel
- Two (2) Power / Two (2) USB Power
- Independent USB Circuit Controllers Deliver up to 2.1 Amps to Each Post
- All Mounting Hardware Included
- FCC Part 15A and UL Approved for Horizontal and Vertical Applications
- 10' Cord

For ordering options, [see overview at the beginning of this section.](#)

FIFTEEN PODS

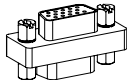
PODS + TABLES BY PLEDGE (15 SERIES)

Item	Model No.		Width	Depth	Height	Ship Wt	Cubic Ft	List Price
	01-TRIOBEZELS	Silver	6½	2½	3¼	1	0.2	\$ 725
	01-TRIOBEZELW	White						\$ 725
	01-TRIOBEZELB	Black						\$ 725

Description

- Worksurface Must Be Routed To Accept Unit, Which Sits Down Into Worksurface Supported By Attractive Slim Fit Bezel
- Three (3) Power/Two (2) USB Power/One (1) Open Data
- Independent USB Circuit Controllers Deliver up to 2.1 Amps to Each Post
- HDMI, VGA, or RJ45 Accessories Sold Separately
- All Mounting Hardware Included
- FCC Part 15A and UL Approved for Horizontal and Vertical Applications
- 10' Cord

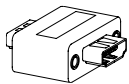
TRIO VGA DATA PORT ACCESSORY	01-LCOMVGA		-	-	-	-		\$ 121
---	------------	--	---	---	---	---	--	--------



Description

- VGA Ports for Trio Units

TRIO HDMI DATA PORT ACCESSORY	01-LCOMHDMI		-	-	-	-		\$ 166
--	-------------	--	---	---	---	---	--	--------

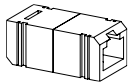


Open Market Only

Description

- HDMI Ports for Trio Units

TRIO RJ45 DATA PORT ACCESSORY	01-LCOMRJ45		-	-	-	-		\$ 79
--	-------------	--	---	---	---	---	--	-------



Description

- RJ45 Ports for Trio Units

For ordering options, [see overview at the beginning of this section.](#)

PLEDGE

Experience the staying power of classic design paired with keen, modern interiors. Available in three arm styles, fully-upholstered or with clean out backs, and in standard and high occupancy sizes, Gleem’s proven steam bending technique and handcrafted construction create a long lasting, superior chair. Create the perfect look, and provide lasting comfort for a diverse range of users. High Occupancy models support users up to 400lbs. And the entire collection features a wall saver design, preventing the chair back from hitting and marring walls.

CONSTRUCTION

- Exposed wood components are manufactured using European Beech and are free of spirits, discoloration, pits, shakes, and wormholes
- All chair joints are double-doweled or mortised and tenoned, screwed, and glued for maximum strength and durability
- Frames are individually hand assembled and sanded prior to being finished
- Non-marring nylon glides included in each leg at floor level
- High Grade Polyurethane Foam, 1½" thick in the seat and 1" thick in the back
- High quality resilient sheet webbing ensures a comfortable seating application
- Standard units support users up to 275lbs and High Occupancy units support users up to 400lbs
- Ships fully assembled

HOW TO ORDER EXAMPLE

Model No.	Description	Example
395	Finish	HNW
	Primary Upholstery	Momentum Beeline EPU Autumn
	Accent Upholstery	Momentum Beeline EPU Canvas
	Glides	STD

WOOD FINISHES

Indiana Furniture uses a multi-step, hand finishing process on all exposed wood frames.

Chairs feature a catalyzed varnish finish which offers durability, lasting beauty, and resistance to normal wear.

AW	Artisan Walnut	MW	Mahogany Walnut
AS	Asian Night	MAS	Mesa Sunset*
BW	Beigewood*	MTS	Metropolis Sky
BL	Black	MNR	Midnight Run
CO	Columbian Walnut	NTM	Natural Marrone*
DC	Dark Cherry	ORW	Oak Riftwood*
DFW	Dark Forest Walnut*	PNW	Pinnacle Walnut
WH	Designer White	PTK	Portico Teak*
EF	Espresso	RC	River Cherry*
FO	Fawn Oak*	SCH	Select Cherry
FLW	Florence Walnut*	SPW	Sepia Walnut*
GC	Golden Cherry	SKC	Shaker Cherry
HVM	Harvest Maple*	SBP	Smoky Brown Pear*
HW	Harvest Walnut	TK	Studio Teak
HNW	Henna Walnut	SM	Sugar Maple
KHE	Kirsche	WTA	Weathered Ash*
LW	Legacy Walnut	WNB	White Nebbia
		WC	Williamsburg Cherry

* Finish is Low Sheen

WALL SAVER DESIGN


All of the Gleem chairs feature a wall saver design. With Gleem’s contoured frame, any unit can be placed against a wall without concern of scrtaching or scuffing.



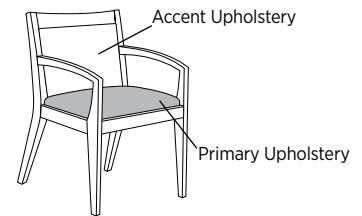
UPHOLSTERY OPTIONS

Available in single or contrasting upholsteries in a wide variety of graded-in or contract options, including fabric, vinyl, and leather.

Single Upholstery



Contrasting Upholstery

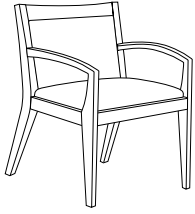


GLIDE OPTIONS

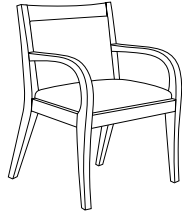
STD	Nylon Glides	STD
FELT	Felt Glides	\$ N/C

CERTIFICATIONS & COMPLIANCE


- CAL 117-2013 Compliance
- Intertek Sustainability Certified
- BIFMA level® Certified
- BIFMA Compliant® Certified
- TSCA Title VI (CARB) Compliance
- Contributes to LEED®, Green Globes®, and WELL® Sustainable Programs



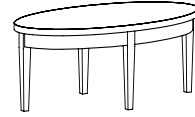
Arch Arm:
395
[\(See Details\)](#)




Curved Arm:
396
[\(See Details\)](#)



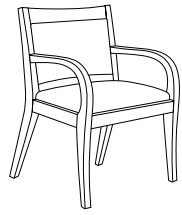
Swoop Arm:
398
[\(See Details\)](#)




Elliptical Table
395-4222EMT
[\(See Details\)](#)



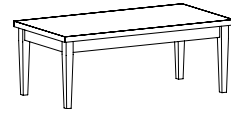
Arch Arm,
Clean Out Back:
395C
[\(See Details\)](#)




Curved Arm, Clean
Out Back:
396C
[\(See Details\)](#)



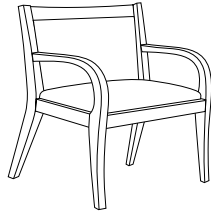
Swoop Arm, Clean
Out Back:
398C
[\(See Details\)](#)




Magazine Table
395-4222MT
[\(See Details\)](#)



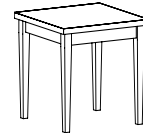
Arch Arm,
High Occupancy:
395B
[\(See Details\)](#)



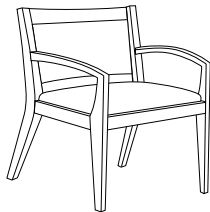
Curved Arm,
High Occupancy:
396B
[\(See Details\)](#)



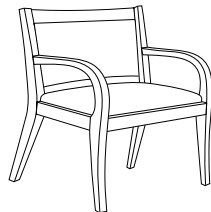
Swoop Arm,
High Occupancy:
398B
[\(See Details\)](#)




Lamp Table
395-2222LT
[\(See Details\)](#)



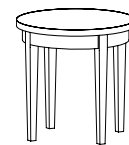
Arch Arm,
High Occupancy,
Clean Out:
395BC
[\(See Details\)](#)



Curved Arm,
High Occupancy,
Clean Out:
396BC
[\(See Details\)](#)

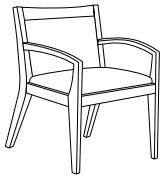


Swoop Arm,
High Occupancy,
Clean Out:
398BC
[\(See Details\)](#)



Round End Table
395-2222RET
[\(See Details\)](#)

Item	Model No.	Chair Width	Chair Depth	Chair Height	Seat Width	Seat Depth	Seat Height	Arm Height	Ship Wt	Cubic Ft
ARCH ARM GUEST	395	23¾	24	31¾	20¾	18¾	17¼	24	25	16.9



Description

- Available with Contrasting Upholstery ([See Details](#))
- Wall Saver Design
- Supports Users Up To 275lbs

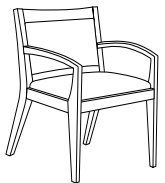
Must Specify (in this order):

- Model #
- Finish
- Primary Upholstery
- Accent Upholstery
- Glide

List Price/Grade	Yards	COM/1	2	3	4	5	6	7	8	9	10	L1	L2
Single Upholstery	1.50	\$ 1250	1328	1394	1459	1556	1655	1796	1943	2114	2312	1745	1957
Contrasting Upholstery													
Primary	1.00	\$ 1262	1314	1358	1401	1466	1532	1626	1724	1838	1970	1592	1733
Accent	0.75	\$ 0	39	72	104	153	203	273	347	432	531	248	353

ARCH ARM, CLEAN OUT BACK GUEST

395C	23¾	24	31¾	20¾	18¾	17¼	24	25	16.9
------	-----	----	-----	-----	-----	-----	----	----	------



Description

- Available with Contrasting Upholstery ([See Details](#))
- Wall Saver Design
- Supports Users Up To 275lbs


Must Specify (in this order):

- Model #
- Finish
- Primary Upholstery
- Accent Upholstery
- Glide

List Price/Grade	Yards	COM/1	2	3	4	5	6	7	8	9	10	L1	L2
Single Upholstery	1.50	\$ 1250	1328	1394	1459	1556	1655	1796	1943	2114	2312	1745	1957
Contrasting Upholstery													
Primary	1.00	\$ 1262	1314	1358	1401	1466	1532	1626	1724	1838	1970	1592	1733
Accent	0.75	\$ 0	39	72	104	153	203	273	347	432	531	248	353

HIGH OCCUPANCY, ARCH ARM GUEST

395B	33¾	24	31¾	30¾	18¾	17¼	24	28	25.7
------	-----	----	-----	-----	-----	-----	----	----	------



Description

- Available with Contrasting Upholstery ([See Details](#))
- Wall Saver Design
- Supports Users Up To 400lbs


Must Specify (in this order):

- Model #
- Finish
- Primary Upholstery
- Accent Upholstery
- Glide

List Price/Grade	Yards	COM/1	2	3	4	5	6	7	8	9	10	L1	L2
Single Upholstery	2.00	\$ 1568	1672	1760	1846	1976	2108	2296	2492	2720	2984	2228	2510
Contrasting Upholstery													
Primary	1.25	\$ 1592	1657	1712	1766	1847	1930	2047	2170	2312	2477	2005	2181
Accent	1.25	\$ 0	65	120	174	255	338	455	578	720	885	413	589

HIGH OCCUPANCY, ARCH ARM, CLEAN OUT BACK GUEST

395BC	33¾	24	31¾	30¾	18¾	17¼	24	28	25.69
-------	-----	----	-----	-----	-----	-----	----	----	-------



Description

- Available with Contrasting Upholstery ([See Details](#))
- Wall Saver Design
- Supports Users Up To 400lbs

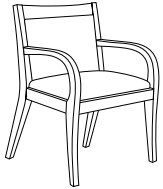
Must Specify (in this order):

- Model #
- Finish
- Primary Upholstery
- Accent Upholstery
- Glide

List Price/Grade	Yards	COM/1	2	3	4	5	6	7	8	9	10	L1	L2
Single Upholstery	2.00	\$ 1568	1672	1760	1846	1976	2108	2296	2492	2720	2984	2228	2510
Contrasting Upholstery													
Primary	1.25	\$ 1592	1657	1712	1766	1847	1930	2047	2170	2312	2477	2005	2181
Accent	1.25	\$ 0	65	120	174	255	338	455	578	720	885	413	589

For ordering options, [see overview at the beginning of this section.](#)

Item	Model No.	Chair Width	Chair Depth	Chair Height	Seat Width	Seat Depth	Seat Height	Arm Height	Ship Wt	Cubic Ft
CURVED ARM GUEST	396	23¾	24	31¾	20¾	18¾	17¼	25½	25	16.9



WS

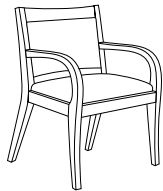
Must Specify (in this order):
 Model #
 Finish
 Primary Upholstery
 Accent Upholstery
 Glide

Description

- Available with Contrasting Upholstery ([See Details](#))
- Wall Saver Design
- Supports Users Up To 275lbs

List Price/Grade	Yards	COM/1	2	3	4	5	6	7	8	9	10	L1	L2
Single Upholstery	1.50	\$ 1250	1328	1394	1459	1556	1655	1796	1943	2114	2312	1745	1957
Contrasting Upholstery													
Primary	1.00	\$ 1262	1314	1358	1401	1466	1532	1626	1724	1838	1970	1592	1733
Accent	0.75	\$ 0	39	72	104	153	203	273	347	432	531	248	353

CURVED ARM, CLEAN OUT BACK GUEST	396C	23¾	24	31¾	20¾	18¾	17¼	25½	25	16.9
----------------------------------	------	-----	----	-----	-----	-----	-----	-----	----	------



WS

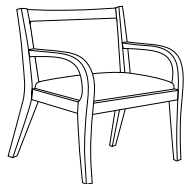
Must Specify (in this order):
 Model #
 Finish
 Primary Upholstery
 Accent Upholstery
 Glide

Description

- Available with Contrasting Upholstery ([See Details](#))
- Wall Saver Design
- Supports Users Up To 275lbs

List Price/Grade	Yards	COM/1	2	3	4	5	6	7	8	9	10	L1	L2
Single Upholstery	1.50	\$ 1250	1328	1394	1459	1556	1655	1796	1943	2114	2312	1745	1957
Contrasting Upholstery													
Primary	1.00	\$ 1262	1314	1358	1401	1466	1532	1626	1724	1838	1970	1592	1733
Accent	0.75	\$ 0	39	72	104	153	203	273	347	432	531	248	353

HIGH OCCUPANCY, CURVED ARM GUEST	396B	33¾	24	31¾	30¾	18¾	17¼	25½	28	25.7
----------------------------------	------	-----	----	-----	-----	-----	-----	-----	----	------



WS

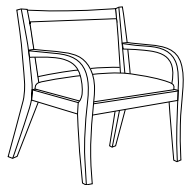
Must Specify (in this order):
 Model #
 Finish
 Primary Upholstery
 Accent Upholstery
 Glide

Description

- Available with Contrasting Upholstery ([See Details](#))
- Wall Saver Design
- Supports Users Up To 400lbs

List Price/Grade	Yards	COM/1	2	3	4	5	6	7	8	9	10	L1	L2
Single Upholstery	2.00	\$ 1568	1672	1760	1846	1976	2108	2296	2492	2720	2984	2228	2510
Contrasting Upholstery													
Primary	1.25	\$ 1592	1657	1712	1766	1847	1930	2047	2170	2312	2477	2005	2181
Accent	1.25	\$ 0	65	120	174	255	338	455	578	720	885	413	589

HIGH OCCUPANCY, CURVED ARM, CLEAN OUT BACK GUEST	396BC	33¾	24	31¾	30¾	18¾	17¼	25½	28	25.7
--	-------	-----	----	-----	-----	-----	-----	-----	----	------



WS

Must Specify (in this order):
 Model #
 Finish
 Primary Upholstery
 Accent Upholstery
 Glide

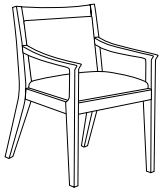
Description

- Available with Contrasting Upholstery ([See Details](#))
- Wall Saver Design
- Supports Users Up To 400lbs

List Price/Grade	Yards	COM/1	2	3	4	5	6	7	8	9	10	L1	L2
Single Upholstery	2.00	\$ 1568	1672	1760	1846	1976	2108	2296	2492	2720	2984	2228	2510
Contrasting Upholstery													
Primary	1.25	\$ 1592	1657	1712	1766	1847	1930	2047	2170	2312	2477	2005	2181
Accent	1.25	\$ 0	65	120	174	255	338	455	578	720	885	413	589

For ordering options, [see overview at the beginning of this section.](#)

Item	Model No.	Chair Width	Chair Depth	Chair Height	Seat Width	Seat Depth	Seat Height	Arm Height	Ship Wt	Cubic Ft
SWOOP ARM GUEST	398	23¾	24	31¾	20¾	18¾	17¼	23	25	16.9



WS

Must Specify (in this order):
Model #
Finish
Primary Upholstery
Accent Upholstery
Glide

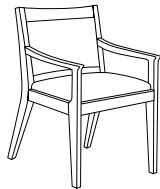
Description

- Available with Contrasting Upholsteries
- Wall Saver Design
- Supports Users Up To 275lbs

List Price/Grade	Yards	COM/1	2	3	4	5	6	7	8	9	10	L1	L2
Single Upholstery	1.50	\$ 1250	1328	1394	1459	1556	1655	1796	1943	2114	2312	1745	1957
Contrasting Upholstery													
Primary	1.00	\$ 1262	1314	1358	1401	1466	1532	1626	1724	1838	1970	1592	1733
Accent	0.75	\$ 0	39	72	104	153	203	273	347	432	531	248	353

SWOOP ARM, CLEAN OUT BACK GUEST

398C	23¾	24	31¾	20¾	18¾	17¼	23	25	16.9
------	-----	----	-----	-----	-----	-----	----	----	------



WS

Must Specify (in this order):
Model #
Finish
Primary Upholstery
Accent Upholstery
Glide


Description

- Available with Contrasting Upholstery ([See Details](#))
- Wall Saver Design
- Supports Users Up To 275lbs

List Price/Grade	Yards	COM/1	2	3	4	5	6	7	8	9	10	L1	L2
Single Upholstery	1.50	\$ 1250	1328	1394	1459	1556	1655	1796	1943	2114	2312	1745	1957
Contrasting Upholstery													
Primary	1.00	\$ 1262	1314	1358	1401	1466	1532	1626	1724	1838	1970	1592	1733
Accent	0.75	\$ 0	39	72	104	153	203	273	347	432	531	248	353

HIGH OCCUPANCY, SWOOP ARM GUEST

398B	33¾	24	31¾	30¾	18¾	17¼	28	28	25.7
------	-----	----	-----	-----	-----	-----	----	----	------



WS

Must Specify (in this order):
Model #
Finish
Primary Upholstery
Accent Upholstery
Glide


Description

- Available with Contrasting Upholstery ([See Details](#))
- Wall Saver Design
- Supports Users Up To 400lbs

List Price/Grade	Yards	COM/1	2	3	4	5	6	7	8	9	10	L1	L2
Single Upholstery	2.00	\$ 1568	1672	1760	1846	1976	2108	2296	2492	2720	2984	2228	2510
Contrasting Upholstery													
Primary	1.25	\$ 1592	1657	1712	1766	1847	1930	2047	2170	2312	2477	2005	2181
Accent	1.25	\$ 0	65	120	174	255	338	455	578	720	885	413	589

HIGH OCCUPANCY, SWOOP ARM, CLEAN OUT BACK GUEST

398BC	33¾	24	31¾	30¾	18¾	17¼	28	28	25.7
-------	-----	----	-----	-----	-----	-----	----	----	------



WS

Must Specify (in this order):
Model #
Finish
Primary Upholstery
Accent Upholstery
Glide

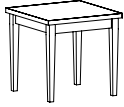
Description

- Available with Contrasting Upholstery ([See Details](#))
- Wall Saver Design
- Supports Users Up To 400lbs

List Price/Grade	Yards	COM/1	2	3	4	5	6	7	8	9	10	L1	L2
Single Upholstery	2.00	\$ 1568	1672	1760	1846	1976	2108	2296	2492	2720	2984	2228	2510
Contrasting Upholstery													
Primary	1.25	\$ 1592	1657	1712	1766	1847	1930	2047	2170	2312	2477	2005	2181
Accent	1.25	\$ 0	65	120	174	255	338	455	578	720	885	413	589

For ordering options, [see overview at the beginning of this section.](#)

Item	Model No.	Width	Depth	Height	Ship Wt	Cubic Ft	List Price
LAMP TABLE	395-2222LT	22	22	16	18	11.6	T\$ 1219 W/P\$ 1341



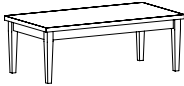
Description

- Standard with: Top Features Square Edge Profile, Wood Legs, and Adjustable Glides
- Choose Veneer (W), TFL (T), or HPL (P) Top
- Ships Fully Assembled

Must Specify (in this order):

Model #
Surface Material
Finish/Color

MAGAZINE TABLE	395-4222MT	42	22	16	33	14.4	T\$ 1425 W/P\$ 1553
----------------	------------	----	----	----	----	------	------------------------



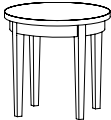
Description

- Standard with: Top Features Square Edge Profile, Wood Legs, and Adjustable Glides
- Choose Veneer (W), TFL (T), or HPL (P) Top
- Ships Fully Assembled

Must Specify (in this order):

Model #
Surface Material
Finish/Color

ROUND END TABLE	395-2222RET	22	22	22	18	11.6	T\$ 1277 W/P\$ 1428
-----------------	-------------	----	----	----	----	------	------------------------



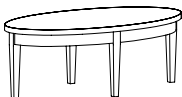
Description

- Standard with: Top Features Square Edge Profile, Wood Legs, and Adjustable Glides
- Choose Veneer (W), TFL (T), or HPL (P) Top
- Ships Fully Assembled

Must Specify (in this order):

Model #
Surface Material
Finish/Color

ELLIPTICAL TABLE	395-4222EMT	42	42	16	33	14.4	T\$ 1369 W/P\$ 1550
------------------	-------------	----	----	----	----	------	------------------------



Description

- Standard with: Top Features Square Edge Profile, Wood Legs, and Adjustable Glides
- Choose Veneer (W), TFL (T), or HPL (P) Top
- Ships Fully Assembled

Must Specify (in this order):

Model #
Surface Material
Finish/Color

For ordering options, [see overview at the beginning of this section.](#)

Gleem+ is a collection inspired by the staying power and classic design of the Gleem series. With high traffic areas, healthcare and education in mind, the freestanding, tandem seating and table solutions are available with or without a clean out back, optional arm cap, and single or contrasting upholstery. Gleem+ models support users 400-600lbs and feature models specifically for patient care with increased seat heights and support. The entire collection features a wall saver design, preventing the chair backs from marring walls.

CONSTRUCTION

- Exposed chair components are manufactured using European Beech and are free of discoloration, pits, shakes, and wormholes
- All chair joints are mortise and tenon construction with screws and glue for maximum strength and durability
- High Grade Polyurethane Foam, 1½" thick in the seat and 1" thick in the back; high quality resilient sheet webbing ensures a comfortable seating application
- Optional black polyurethane arm cap, increases arm height ½"
- Veneer and HPL tops have a 3-ply balanced construction, 1½" thick, and TFL tops have a 3-ply balanced construction are 1" thick
- Veneer table tops feature UVAdvantage, an ultra-violet finish, on all exposed surfaces by utilizing roll-coat UV technology
- Apron rails and legs feature a catalyzed varnish finish which offers durability, lasting beauty, and resistance to normal wear
- Apron rails are 3-ply Maple Veneer construction and steam bent to create a clean aesthetic
- Table legs are solid maple
- 397HP and 399HH ship with non-marring nylon glides. All other units ship with non-marring adjustable glides.

HOW TO ORDER EXAMPLE

SEATING

Model No.	Description	Example
395HC	Finish	HNW
	Primary Upholstery	Momentum Beeline EPU Autumn
	Accent Upholstery	Momentum Beeline EPU Canvas
	Arm Cap	BLPU

TABLES

Model No.	Description	Example
395GT	Surface Material	T
	Finish/Color	BL

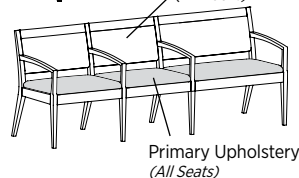
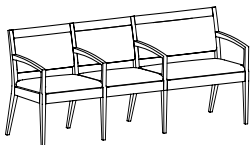
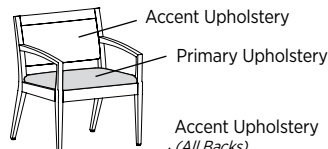
UPHOLSTERY OPTIONS

Available in single or contrasting upholsteries in a wide variety of graded-in or contract options, including fabric, vinyl, and leather.

Single Upholstery



Contrasting Upholstery



WALL SAVER DESIGN

All of the Gleem+ chairs feature a wall saver design. With Gleem+'s contoured frame, any unit can be placed against a wall without concern of scratching or scuffing.



SEATING FINISH OPTIONS

Indiana Furniture uses a multi-step, hand finishing process on all exposed wood frames. Chairs feature a catalyzed varnish finish which offers durability, lasting beauty, and resistance to normal wear.

AW	Artisan Walnut	MW	Mahogany Walnut
AS	Asian Night	MAS	Mesa Sunset*
BW	Beigewood*	MTS	Metropolis Sky
BL	Black	MNR	Midnight Run
CO	Columbian Walnut	NTM	Natural Marrone*
DC	Dark Cherry	ORW	Oak Riftwood*
DFW	Dark Forest Walnut*	PNW	Pinnacle Walnut
WH	Designer White	PTK	Portico Teak*
EF	Espresso	RC	River Cherry*
FO	Fawn Oak*	SCH	Select Cherry
FLW	Florence Walnut*	SPW	Sepia Walnut*
GC	Golden Cherry	SKC	Shaker Cherry
HVM	Harvest Maple*	SBP	Smoky Brown Pear*
HW	Harvest Walnut	TK	Studio Teak
HNW	Henna Walnut	SM	Sugar Maple
KHE	Kirsche	WTA	Weathered Ash*
LW	Legacy Walnut	WNB	White Nebbia
		WC	Williamsburg Cherry

* Finish is Low Sheen

VENEER (W) FINISH OPTIONS

Veneer table tops feature UVAdvantage, an ultra-violet finish, on all exposed surfaces by utilizing roll-coat UV technology. Apron rails and legs feature a catalyzed varnish finish which offers durability, lasting beauty, and resistance to normal wear.

Must specify Top Material and Finish Color.

AW	Artisan Walnut	MW	Mahogany Walnut
AS	Asian Night	MAS	Mesa Sunset*
CO	Columbian Walnut	MTS	Metropolis Sky
DC	Dark Cherry	PNW	Pinnacle Walnut
DFW	Dark Forest Walnut	ORW	Oak Riftwood*
EW	Espresso	SCH	Select Cherry
FO	Fawn Oak*	SKC	Shaker Cherry
GC	Golden Cherry	SM	Sugar Maple
HW	Harvest Walnut	WTA	Weathered Ash*
HNW	Henna Walnut	WC	Williamsburg Cherry
LW	Legacy Walnut		

* Finish is Low Sheen

See next page for HPL and TFL color options.

TFL (T) OR HPL (P) COLOR OPTIONS

Tables available with TFL (T) or HPL (P) Top. Must specify Top Material and Color. Table legs use a multi-step, hand finished process with a catalyzed finish.

WOODGRAIN

AS	Asian Night	PTK	Portico Teak
BW	Beigewood	RC	River Cherry
CO	Columbian Walnut	SCH	Select Cherry
EF	Espresso	SPW	Sepia Walnut
FLW	Florence Walnut	SKC	Shaker Cherry
GC	Golden Cherry	SBP	Smoky Brown Pear
KHE	Kirsche	TK	Studio Teak
MW	Mahogany Walnut	SM	Sugar Maple
MNR	Midnight Run	WTA	Weathered Ash
NTM	Natural Marrone	WNB	White Nebbia
ORW	Oak Riftwood	WC	Williamsburg Cherry
PNW	Pinnacle Walnut		

SOLID (For Ganging Tables Only)

BL	Black	WH	Designer White
----	-------	----	----------------

ARM CAP OPTIONS

STD	No Arm Cap	STD	
BLKCAP	Four (4) Black Polyurethane Arm Caps	\$	332
	Three (3) Black Polyurethane Arm Caps	\$	249
	Two (2) Black Polyurethane Arm Caps	\$	166

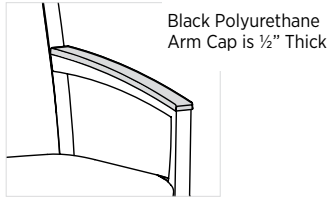




TABLE EDGE PROFILE




Vertical Square
H

CERTIFICATIONS & COMPLIANCE


- CAL 117-2013 Compliance
- Intertek Sustainability Certified
- BIFMA level® Certified
- BIFMA Complaint® Certified
- TSCA Title VI (CARB) Compliance
- Contributes to LEED®, Green Globes®, and WELL® Sustainable Programs




Single Seat Chair
395H
(Shown with Arm Caps)
[\(See Details\)](#)



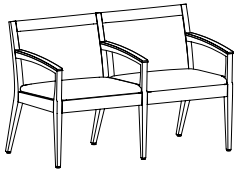
Bariatric Chair
395HB
[\(See Details\)](#)



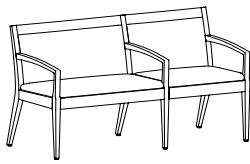
Single Seat Chair
with Clean Out
395HC
[\(See Details\)](#)



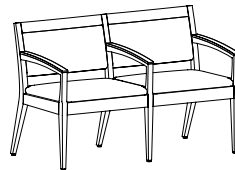
Bariatric Chair
with Clean Out
395HBC
(Shown with Arm Caps)
[\(See Details\)](#)



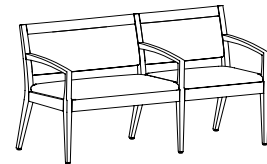
Single/Single Tandem
395H2
(Shown with Arm Caps)
[\(See Details\)](#)



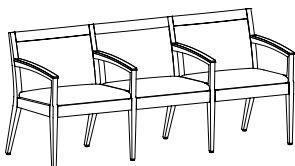
Single/Bariatric Tandem
395H2L
Single Seat on Left
395H2R
Single Seat on Right
(Shown)
[\(See Details\)](#)



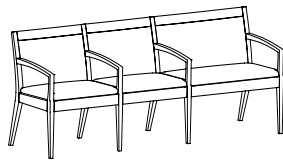
Single/Single Tandem
with Clean Out 395H2C
(Shown with Arm Caps)
[\(See Details\)](#)



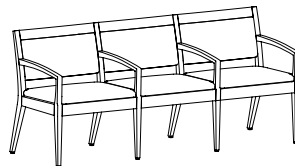
Single/Bariatric Tandem
with Clean Out
395H2CL
Single Seat on Left
395H2CR
Single Seat on Right *(Shown)*
[\(See Details\)](#)



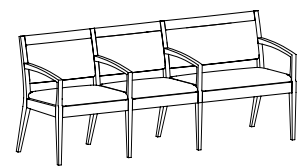
Single/Single/Single Tandem
395H3
(Shown with Arm Caps)
[\(See Details\)](#)




Single/Single/Bariatric Tandem
395H3L
Single Seats on Left *(Shown)*
395H3R
Single Seats on Right
[\(See Details\)](#)




Single/Single/Single
Tandem with Clean Out
395H3C
[\(See Details\)](#)



Single/Single/Bariatric
Tandem with Clean Out
395H3CL
Single Seats on Left *(Shown)*
395H3CR
Single Seats on Right
[\(See Details\)](#)



Patient Chair with
Clean Out
397HP
[\(See Details\)](#)



Hip/Easy Access
Chair with Clean Out
399HH
(Shown with Arm Caps)
[\(See Details\)](#)



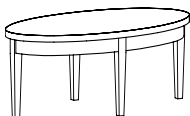
Ganging Bracket
395-000GB
[\(See Details\)](#)



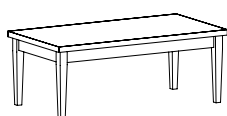
Ganging Inline Table
395GT
[\(See Details\)](#)



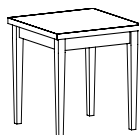
Ganging Corner
Table
395CGT
[\(See Details\)](#)




Elliptical Table
395-4222EMT
[\(See Details\)](#)



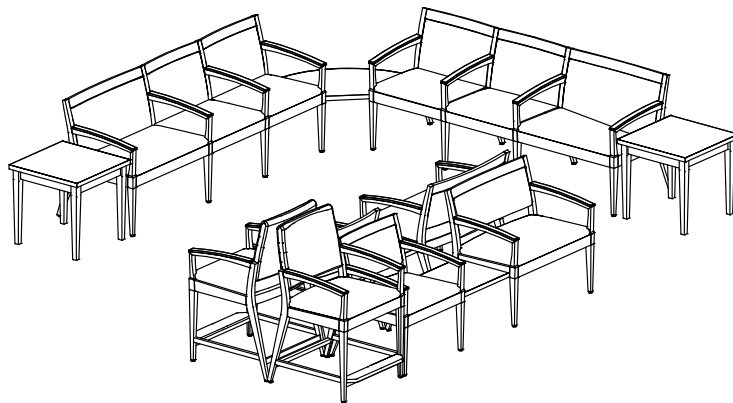
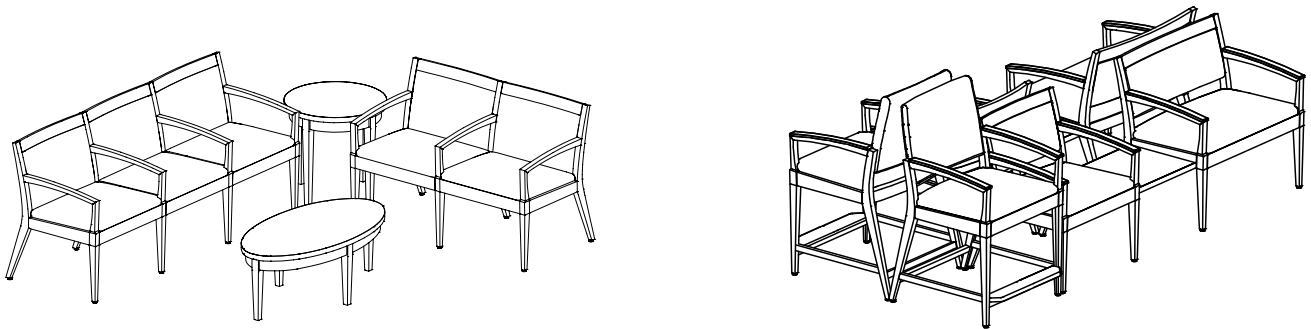
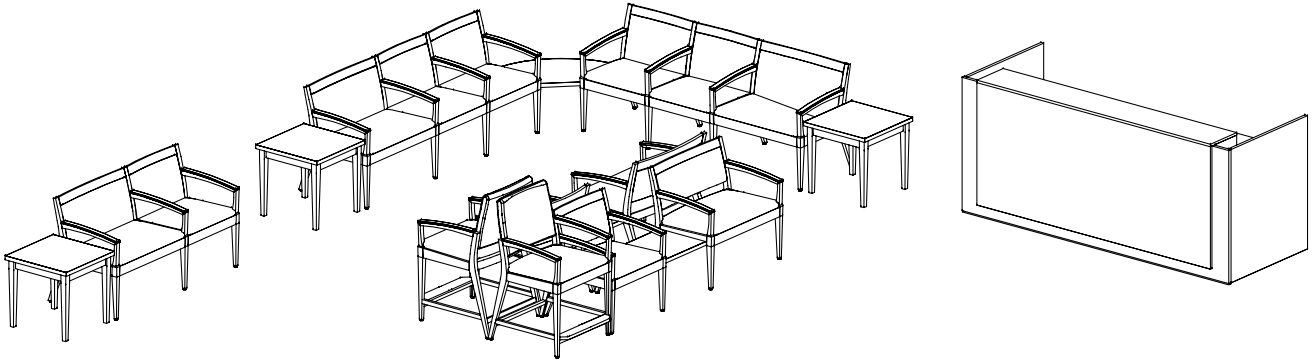
Magazine Table
395-4222MT
[\(See Details\)](#)




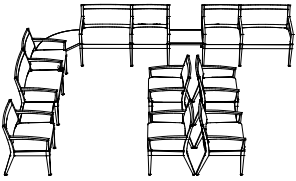
Lamp Table
395-2222LT
[\(See Details\)](#)



Round End Table
395-2222RET
[\(See Details\)](#)



Item	Model No.	Width	Depth	Height	Ship Wt	Cubic Ft	List Price
L GROUP	395-1						T\$ 8682 W/P\$ 9014
		CONSISTS OF:		QTY			
	395H3	1	Single/Single/Single Tandem, Gr 1			\$ 3599	
	395-2222RET	1	Round End Table, TFL			T\$ 1277 W/P\$ 1428	
	395H2	1	Single/Single Tandem, Gr 1			\$ 2437	
	395-4222EMT	1	Elliptical Table			T\$ 1369 W/P\$ 1550	
Grade 1 Pricing							

WAITING AREA	395-2						T\$ 17457 W/P\$ 18133
		CONSISTS OF:		QTY			
	395HC	5	Single Seat Chair, Gr 1			\$ 7130	
	395GT	4	Ganging Inline Table			T\$ 1820 W/P\$ 2324	
	395CGT	1	Ganging Corner Table			T\$ 554 W/P\$ 726	
	395H2CL	1	Single/Bariatric Tandem, Gr 1, Left			\$ 2651	
	395H2CR	2	Single/Bariatric Tandem, Gr 1, Right			\$ 5302	
Products are available as left or right and with other features, where applicable Grade 1 Pricing							

WAITING AREA WITH HIP/EASY ACCESS CHAIRS	395-3						T\$ 21176 W/P\$ 25330
		CONSISTS OF:		QTY			
	395H3R	1	Single/Single/Bariatric Tandem, Right, Gr 1			\$ 3864	
	395CGT	1	Ganging Corner Table			T\$ 554 W/P\$ 726	
	395H3L	1	Single/Single/Bariatric Tandem, Left, Gr 1			\$ 3864	
	395-2222LT	2	Lamp Table			T\$ 2438 W/P\$ 2682	
	399HH	2	Hip/Easy Access Chair with Clean Out, Gr 1			\$ 3212	
	395HC	2	Single Seat Chair with Clean Out, Gr 1			\$ 2852	
	395GT	2	Ganging Inline Table			T\$ 3640 W/P\$ 4648	
	395HBC	2	Bariatric Chair with Clean Out, Gr 1			\$ 3482	
Products are available as left or right and with other features, where applicable Grade 1 Pricing							

T = TFL P = HPL W = Veneer

For ordering options, see overview at the beginning of this section.

Item	Model No.	Chair Width	Chair Depth	Chair Height	Seat Width	Seat Depth	Seat Height	Arm Height	Ship Wt	Cubic Ft
SINGLE SEAT CHAIR	395H	24¾	25¼	32	22	18	18½	23½-25⅝	28	16.9



WS

Shown with Arm Caps

Must Specify (in this order):

- Model #
- Finish
- Primary Upholstery
- Accent Upholstery
- Arm Cap

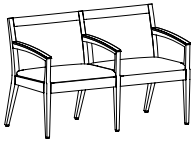
Description

- Standard with: Adjustable Glides
- Available with Contrasting Upholstery ([See Details](#))
- Wall Saver Design
- Supports User up to 400lbs
- Ships Fully Assembled
- Attach Two or More Units with Ganging Brackets, Ganging Tables Also Available ([See Tables and Bracket](#))
- Optional Arm Caps; Arm Height will Increase ½" ([See Details](#))

List Price/Grade	Yards	COM/1	2	3	4	5	6	7	8	9	10	L1	L2
Single Upholstery	1.75	\$ 1442	1533	1610	1685	1799	1915	2079	2251	2450	2681	2020	2266
Contrasting Upholstery													
Primary	1.00	\$ 1454	1506	1550	1593	1658	1724	1818	1916	2030	2162	1784	1925
Accent	1.00	\$ 0	52	96	139	204	270	364	462	576	708	330	471

SINGLE/SINGLE TANDEM

395H2	48¾	25¼	32	22	18	18½	23½-25⅝	56	28.9
-------	-----	-----	----	----	----	-----	---------	----	------



WS

Shown with Arm Caps

Must Specify (in this order):

- Model #
- Finish
- Primary Upholstery
- Accent Upholstery
- Arm Cap

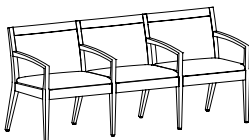
Description

- Standard with: Two (2) Single Seats and Adjustable Glides
- Available with Contrasting Upholstery ([See Details](#))
- Wall Saver Design
- Each Seat Supports User up to 400lbs
- Ships Fully Assembled
- Attach Two or More Units with Ganging Brackets, Ganging Tables Also Available ([See Tables and Bracket](#))
- Optional Arm Caps; Arm Height will Increase ½" ([See Details](#))

List Price/Grade	Yards	COM/1	2	3	4	5	6	7	8	9	10	L1	L2
Single Upholstery	2.75	2437	2580	2701	2819	2998	3180	3438	3708	4021	4384	3345	3732
Contrasting Upholstery													
Primary	1.75	2473	2564	2641	2716	2830	2946	3110	3282	3481	3712	3051	3297
Accent	1.75	0	91	168	243	357	473	637	809	1008	1239	578	824

SINGLE/SINGLE/SINGLE TANDEM

395H3	71½	25¼	32	22	18	18½	23½-25⅝	84	46.3
-------	-----	-----	----	----	----	-----	---------	----	------



WS

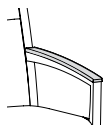
Must Specify (in this order):

- Model #
- Finish
- Primary Upholstery
- Accent Upholstery
- Arm Cap

Description

- Standard with: Three (3) Single Seats and Adjustable Glides
- Available with Contrasting Upholstery ([See Details](#))
- Wall Saver Design
- Each Seat Supports User up to 400lbs
- Ships Fully Assembled
- Attach Two or More Units with Ganging Brackets, Ganging Tables Also Available ([See Tables and Bracket](#))
- Optional Arm Caps; Arm Height will Increase ½" ([See Details](#))


List Price/Grade	Yards	COM/1	2	3	4	5	6	7	8	9	10	L1	L2
Single Upholstery	4.00	3599	3807	3983	4155	4415	4679	5055	5447	5903	6431	4919	5483
Contrasting Upholstery													
Primary	2.50	3635	3765	3875	3983	4145	4310	4545	4790	5075	5405	4460	4813
Accent	2.25	0	117	216	313	459	608	819	1040	1296	1593	743	1060



BLPU Optional Black Polyurethane Arm Cap

For ordering options, see overview at the beginning of this section.

Item	Model No.	Chair Width	Chair Depth	Chair Height	Seat Width	Seat Depth	Seat Height	Arm Height	Ship Wt	Cubic Ft
BARIATRIC CHAIR	395HB	32¾	25¼	32	30	18	18½	23½-25⅝	34	25.7



WS

Must Specify (in this order):

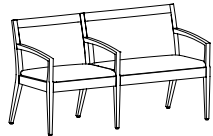
- Model #
- Finish
- Primary Upholstery
- Accent Upholstery
- Arm Cap

Description

- Standard with: Adjustable Glides
- Available with Contrasting Upholstery ([See Details](#))
- Wall Saver Design
- Supports User up to 600lbs
- Ships Fully Assembled
- Attach Two or More Units with Ganging Brackets, Ganging Tables Also Available ([See Tables and Bracket](#))
- Optional Arm Caps; Arm Height will Increase ½" ([See Details](#))

List Price/Grade	Yards	COM/1	2	3	4	5	6	7	8	9	10	L1	L2
Single Upholstery	2.25	\$ 1764	1881	1980	2077	2223	2372	2583	2804	3060	3357	2507	2824
Contrasting Upholstery													
Primary	1.25	\$ 1776	1841	1896	1950	2031	2114	2231	2354	2496	2661	2189	2365
Accent	1.25	\$ 0	65	120	174	255	338	455	578	720	885	413	589

SINGLE/BARIATRIC TANDEM



Shown as Left

WS

Must Specify (in this order):

- Model #
- Finish
- Primary Upholstery
- Accent Upholstery
- Arm Cap

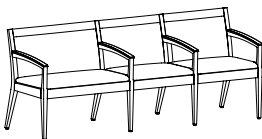
Left	Right	Chair Width	Chair Depth	Chair Height	Seat Width	Seat Depth	Seat Height	Arm Height	Ship Wt	Cubic Ft
395H2L	395H2R	56¼	25¼	32	22/30	18	18½	23½-25⅝	62	28.9

Description

- Standard with: One (1) Single Seat, One (1) Bariatric Seat and Adjustable Glides
- Single Seat Location Determines Left or Right While Facing the Unit
- Available with Contrasting Upholstery ([See Details](#))
- Wall Saver Design
- Single Seat Supports User up to 400lbs, Bariatric Seat Supports User up to 600lbs
- Ships Fully Assembled
- Attach Two or More Units with Ganging Brackets, Ganging Tables Also Available ([See Tables and Bracket](#))
- Optional Arm Caps; Arm Height will Increase ½" ([See Details](#))

List Price/Grade	Yards	COM/1	2	3	4	5	6	7	8	9	10	L1	L2
Single Upholstery	3.75	2725	2920	3085	3246	3490	3738	4090	4458	4885	5380	3963	4491
Contrasting Upholstery													
Primary	2.25	2737	2854	2953	3050	3196	3345	3556	3777	4033	4330	3480	3797
Accent	1.75	0	91	168	243	357	473	637	809	1008	1239	578	824

SINGLE/SINGLE/BARIATRIC TANDEM



Shown as Right with Arm Caps

WS

Must Specify (in this order):

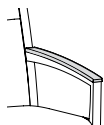
- Model #
- Finish
- Primary Upholstery
- Accent Upholstery
- Arm Cap

Left	Right	Chair Width	Chair Depth	Chair Height	Seat Width	Seat Depth	Seat Height	Arm Height	Ship Wt	Cubic Ft
395H3L	395H3R	79½	25¼	32	22/22/30	18	18½	23½-25⅝	90	46.3

Description

- Standard with: Two (2) Single Seats, One (1) Bariatric Seat and Adjustable Glides
- Single Seat Location Determines Left or Right While Facing the Unit
- Available with Contrasting Upholstery ([See Details](#))
- Wall Saver Design
- Single Seat Supports User up to 400lbs, Bariatric Seat Supports User up to 600lbs
- Ships Fully Assembled
- Attach Two or More Units with Ganging Brackets, Ganging Tables Also Available ([See Tables and Bracket](#))
- Optional Arm Caps; Arm Height will Increase ½" ([See Details](#))

List Price/Grade	Yards	COM/1	2	3	4	5	6	7	8	9	10	L1	L2
Single Upholstery	4.50	3864	4098	4296	4490	4782	5079	5502	5943	6456	7050	5349	5984
Contrasting Upholstery													
Primary	2.50	3888	4018	4128	4236	4398	4563	4798	5043	5328	5658	4713	5066
Accent	2.50	0	130	240	348	510	675	910	1155	1440	1770	825	1178



BLPU Optional Black Polyurethane Arm Cap

For ordering options, see overview at the beginning of this section.

Item	Model No.	Chair Width	Chair Depth	Chair Height	Seat Width	Seat Depth	Seat Height	Arm Height	Ship Wt	Cubic Ft
SINGLE SEAT CHAIR WITH CLEAN OUT	395HC	24¾	25¼	32	22	18	18½	23½-25⅝	28	16.9



WS

Shown with Arm Caps

Must Specify (in this order):

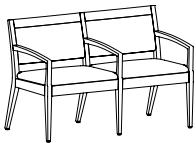
- Model #
- Finish
- Primary Upholstery
- Accent Upholstery
- Arm Cap

Description

- Standard with: Adjustable Glides
- Available with Contrasting Upholstery ([See Details](#))
- Wall Saver Design
- Supports User up to 400lbs
- Ships Fully Assembled
- Attach Two or More Units with Ganging Brackets, Ganging Tables Also Available ([See Tables and Bracket](#))
- Optional Arm Caps; Arm Height will Increase ½" ([See Details](#))

List Price/Grade	Yards	COM/1	2	3	4	5	6	7	8	9	10	L1	L2
Single Upholstery	1.75	\$ 1426	1517	1594	1669	1783	1899	2063	2235	2434	2665	2004	2250
Contrasting Upholstery													
Primary	1.00	\$ 1438	1490	1534	1577	1642	1708	1802	1900	2014	2146	1768	1909
Accent	1.00	\$ 0	52	96	139	204	270	364	462	576	708	330	471

SINGLE/SINGLE TANDEM WITH CLEAN OUT	395H2C	48¾	25¼	32	22	18	18½	23½-25⅝	56	28.9
-------------------------------------	--------	-----	-----	----	----	----	-----	---------	----	------



WS

Must Specify (in this order):

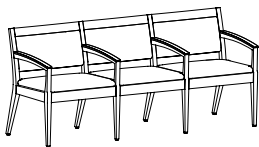
- Model #
- Finish
- Primary Upholstery
- Accent Upholstery
- Arm Cap

Description

- Standard with: Two (2) Single Seats and Adjustable Glides
- Available with Contrasting Upholstery ([See Details](#))
- Wall Saver Design
- Each Seat Supports User up to 400lbs
- Ships Fully Assembled
- Attach Two or More Units with Ganging Brackets, Ganging Tables Also Available ([See Tables and Bracket](#))
- Optional Arm Caps; Arm Height will Increase ½" ([See Details](#))

List Price/Grade	Yards	COM/1	2	3	4	5	6	7	8	9	10	L1	L2
Single Upholstery	2.50	2395	2525	2635	2743	2905	3070	3305	3550	3835	4165	3220	3573
Contrasting Upholstery													
Primary	1.75	2443	2534	2611	2686	2800	2916	3080	3252	3451	3682	3021	3267
Accent	1.75	0	91	168	243	357	473	637	809	1008	1239	578	824

SINGLE/SINGLE/SINGLE TANDEM WITH CLEAN OUT	395H3C	71½	25¼	32	22	18	18½	23½-25⅝	84	46.3
--	--------	-----	-----	----	----	----	-----	---------	----	------



WS

Shown with Arm Caps

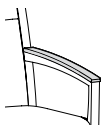
Must Specify (in this order):

- Model #
- Finish
- Primary Upholstery
- Accent Upholstery
- Arm Cap

Description

- Standard with: Three (3) Single Seats and Adjustable Glides
- Available with Contrasting Upholstery ([See Details](#))
- Wall Saver Design
- Each Seat Supports User up to 400lbs
- Ships Fully Assembled
- Attach Two or More Units with Ganging Brackets, Ganging Tables Also Available ([See Tables and Bracket](#))
- Optional Arm Caps; Arm Height will Increase ½" ([See Details](#))

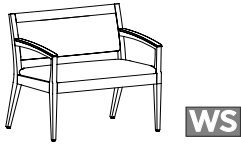
List Price/Grade	Yards	COM/1	2	3	4	5	6	7	8	9	10	L1	L2
Single Upholstery	3.75	3544	3739	3904	4065	4309	4557	4909	5277	5704	6199	4782	5310
Contrasting Upholstery													
Primary	2.50	3568	3698	3808	3916	4078	4243	4478	4723	5008	5338	4393	4746
Accent	1.75	0	91	168	243	357	473	637	809	1008	1239	578	824



BLPU Optional Black Polyurethane Arm Cap

For ordering options, see overview at the beginning of this section.

Item	Model No.	Chair Width	Chair Depth	Chair Height	Seat Width	Seat Depth	Seat Height	Arm Height	Ship Wt	Cubic Ft
BARIATRIC CHAIR WITH CLEAN OUT	395HBC	32¾	25¼	32	30	18	18½	23½-25½	34	25.7



Shown with Arm Caps

Must Specify (in this order):


- Model #
- Finish
- Primary Upholstery
- Accent Upholstery
- Arm Cap

Description

- Standard with: Adjustable Glides
- Available with Contrasting Upholstery ([See Details](#))
- Wall Saver Design
- Supports User up to 600lbs
- Ships Fully Assembled
- Attach Two or More Units with Ganging Brackets, Ganging Tables Also Available ([See Tables and Bracket](#))
- Optional Arm Caps; Arm Height will Increase ½" ([See Details](#))

List Price/Grade	Yards	COM/1	2	3	4	5	6	7	8	9	10	L1	L2
Single Upholstery	2.25	\$ 1741	1858	1957	2054	2200	2349	2560	2781	3037	3334	2484	2801
Contrasting Upholstery													
Primary	1.25	\$ 1741	1806	1861	1915	1996	2079	2196	2319	2461	2626	2154	2330
Accent	1.00	\$ 0	52	96	139	204	270	364	462	576	708	330	471

SINGLE/BARIATRIC TANDEM WITH CLEAN OUT



Shown as Left with Arm Caps

Must Specify (in this order):

- Model #
- Finish
- Primary Upholstery
- Accent Upholstery
- Arm Cap

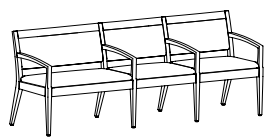
Left	Right												
395H2CL	395H2CR	56¼	25¼	32	22/30	18	18½	23½-25½	62	28.9			

Description

- Standard with: One (1) Single Seat, One (1) Bariatric Seat and Adjustable Glides
- Single Seat Location Determines Left or Right While Facing the Unit
- Available with Contrasting Upholstery ([See Details](#))
- Wall Saver Design
- Single Seat Supports User up to 400lbs, Bariatric Seat Supports User up to 600lbs
- Ships Fully Assembled
- Attach Two or More Units with Ganging Brackets, Ganging Tables Also Available ([See Tables and Bracket](#))
- Optional Arm Caps; Arm Height will Increase ½" ([See Details](#))

List Price/Grade	Yards	COM/1	2	3	4	5	6	7	8	9	10	L1	L2
Single Upholstery	3.00	2651	2807	2939	3068	3263	3461	3743	4037	4379	4775	3641	4064
Contrasting Upholstery													
Primary	2.25	2699	2816	2915	3012	3158	3307	3518	3739	3995	4292	3442	3759
Accent	1.75	0	91	168	243	357	473	637	809	1008	1239	578	824

SINGLE/SINGLE/BARIATRIC TANDEM WITH CLEAN OUT



Shown as Right

Must Specify (in this order):

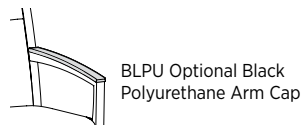
- Model #
- Finish
- Primary Upholstery
- Accent Upholstery
- Arm Cap

Left	Right												
395H3CL	395H3CR	79½	25¼	32	22/22/30	18	18½	23½-25½	90	46.3			

Description

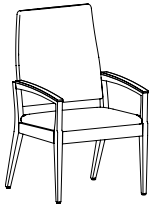
- Standard with: Two (2) Single Seats, One (1) Bariatric Seat and Adjustable Glides
- Single Seat Location Determines Left or Right While Facing the Unit
- Available with Contrasting Upholstery ([See Details](#))
- Wall Saver Design
- Single Seat Supports User up to 400lbs, Bariatric Seat Supports User up to 600lbs
- Ships Fully Assembled
- Attach Two or More Units with Ganging Brackets, Ganging Tables Also Available ([See Tables and Bracket](#))
- Optional Arm Caps; Arm Height will Increase ½" ([See Details](#))

List Price/Grade	Yards	COM/1	2	3	4	5	6	7	8	9	10	L1	L2
Single Upholstery	4.25	3794	4015	4202	4385	4661	4942	5341	5758	6242	6803	5197	5796
Contrasting Upholstery													
Primary	2.50	3794	3924	4034	4142	4304	4469	4704	4949	5234	5564	4619	4972
Accent	1.75	0	91	168	243	357	473	637	809	1008	1239	578	824



For ordering options, see overview at the beginning of this section.

Item	Model No.	Chair Width	Chair Depth	Chair Height	Seat Width	Seat Depth	Seat Height	Arm Height	Ship Wt	Cubic Ft
PATIENT CHAIR WITH CLEAN OUT	397HP	24¾	25¼	42½	22	18	19½	24½-25½	28	23.2



Shown with Arm Caps

Must Specify (in this order):

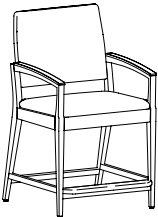
- Model #
- Finish
- Primary Upholstery
- Accent Upholstery
- Arm Cap

Description

- Standard with: Nylon Glides
- Available with Contrasting Upholstery ([See Details](#))
- Wall Saver Design Supports User up to 400lbs
- Ships Fully Assembled
- Attach Two or More 397HP Units with Ganging Brackets and Ganging Tables; See Next Page
- Optional Arm Caps; Arm Height will Increase ½" ([See Details](#))

List Price/Grade	Yards	COM/1	2	3	4	5	6	7	8	9	10	L1	L2
Single Upholstery	2.50	\$ 1515	1645	1755	1863	2025	2190	2425	2670	2955	3285	2340	2693
Contrasting Upholstery													
Primary	1.00	\$ 1527	1579	1623	1666	1731	1797	1891	1989	2103	2235	1857	1998
Accent	1.75	\$ 0	91	168	243	357	473	637	809	1008	1239	578	824

HIP/EASY ACCESS CHAIR WITH CLEAN OUT	399HH	24¾	25¼	41¾	22	18	24½	29¾-31¼	32	23.2
--------------------------------------	-------	-----	-----	-----	----	----	-----	---------	----	------

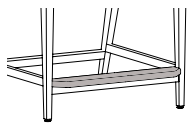


Shown with Arm Caps

Description

- Standard with: Nylon Glides
- Available with Contrasting Upholstery ([See Details](#))
- Wall Saver Design Supports User up to 400lbs
- Foot Rails are ¾" Thick and Platform 3¾"D x ¾"H
- Ships Fully Assembled
- Attach Two or More 399HH Units with Ganging Brackets and Ganging Tables; See Next Page
- Optional Arm Caps; Arm Height will Increase ½" ([See Details](#))

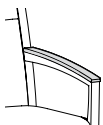
List Price/Grade	Yards	COM/1	2	3	4	5	6	7	8	9	10	L1	L2
Single Upholstery	2.00	\$ 1606	1710	1798	1884	2014	2146	2334	2530	2758	3022	2266	2548
Contrasting Upholstery													
Primary	1.00	\$ 1618	1670	1714	1757	1822	1888	1982	2080	2194	2326	1948	2089
Accent	1.25	\$ 0	65	120	174	255	338	455	578	720	885	413	589



Platform for Added User
Stability and Comfort
3¾"D x ¾"H

Must Specify (in this order):

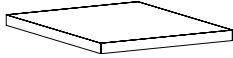
- Model #
- Finish
- Primary Upholstery
- Accent Upholstery
- Arm Cap



BLPU Optional Black
Polyurethane Arm Cap

For ordering options, see overview at the beginning of this section.

Item	Model No.	Width	Depth	Height	Ship Wt	Cubic Ft	List Price
GANGING INLINE TABLE	395GT	21	16¾	1	10	2.7	T\$ 455
	395GT						W/P\$ 581



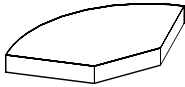
Description

- Standard with: Top Features Square Edge Profile and Ganging Brackets
- Choose Veneer (W), TFL (T), or HPL (P) Top
- Installed Inline with Bottom of Chair Rail and 14½" Up from the Floor
- Some Assembly Required

Must Specify (in this order):

- Model #
- Surface Material
- Finish/Color

GANGING CORNER TABLE	395CGT	37 ¹¹ / ₁₆ -14	26¾	1	10	2.0	T\$ 554
	395CGT						W/P\$ 726



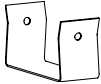
Description

- Standard with: Top Features Square Edge Profile and Ganging Brackets
- Choose Veneer (W), TFL (T), or HPL (P) Top
- Outside Arc Measures 37¹¹/₁₆"; Inside Flat Edge Measures 14"
- Installed Inline with Bottom of Chair Rail and 14½" Up from the Floor
- Some Assembly Required

Must Specify (in this order):

- Model #
- Surface Material
- Finish/Color

GANGING BRACKET	395-000GB	3	1½	1½			\$ 59
-----------------	-----------	---	----	----	--	--	-------



Description

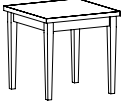
- Black Metal
- When Ganging Two or More Units Together, Seat Heights Must be Equal

Must Specify (in this order):

- Model #
- Quantity

For ordering options, see overview at the beginning of this section.

Item	Model No.	Width	Depth	Height	Ship Wt	Cubic Ft	List Price
LAMP TABLE	395-2222LT	22	22	16	18	11.6	T\$ 1219 W/P\$ 1341



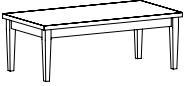
Must Specify (in this order):

Model #
Surface Material
Finish/Color

Description

- Standard with: Top Features Square Edge Profile, Wood Legs, and Adjustable Glides
- Choose Veneer (W), TFL (T), or HPL (P) Top
- Some Assembly Required

MAGAZINE TABLE	395-4222MT	42	22	16	33	14.4	T\$ 1425 W/P\$ 1553
----------------	------------	----	----	----	----	------	------------------------



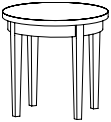
Must Specify (in this order):

Model #
Surface Material
Finish/Color

Description

- Standard with: Top Features Square Edge Profile, Wood Legs, and Adjustable Glides
- Choose Veneer (W), TFL (T), or HPL (P) Top
- Some Assembly Required

ROUND END TABLE	395-2222RET	22	22	22	18	11.6	T\$ 1277 W/P\$ 1428
-----------------	-------------	----	----	----	----	------	------------------------



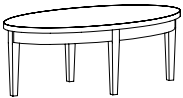
Must Specify (in this order):

Model #
Surface Material
Finish/Color

Description

- Standard with: Top Features Square Edge Profile, Wood Legs, and Adjustable Glides
- Choose Veneer (W), TFL (T), or HPL (P) Top
- Ships Fully Assembled

ELLIPTICAL TABLE	395-4222EMT	42	42	16	33	14.4	T\$ 1369 W/P\$ 1550
------------------	-------------	----	----	----	----	------	------------------------



Must Specify (in this order):

Model #
Surface Material
Finish/Color

Description

- Standard with: Top Features Square Edge Profile, Wood Legs, and Adjustable Glides
- Choose Veneer (W), TFL (T), or HPL (P) Top
- Ships Fully Assembled

For ordering options, see overview at the beginning of this section.

Carved arm accents and optional button tailoring make Halsted a handsome and versatile addition to office, lounge, or conference environments. Select caster models for easy mobility.

CONSTRUCTION

- Exposed wood components and chair frame are manufactured using European Beech and are free of spirits, discoloration, pits, shakes, and wormholes
- All chair joints are double-doweled or mortised and tenoned, screwed, and glued for maximum strength and durability
- All seats feature corner blocking
- Frames are individually hand assembled and sanded prior to being finished
- Non-marring nylon glides included in each leg at floor level
- High Grade Polyurethane Foam, 2" thick in the seat and 1½" thick in the back
- Textiles are sewn with double stitch seams
- High quality resilient sheet webbing ensures a comfortable seating application
- Chairs rated for users up to 275lbs
- Ships fully assembled

HOW TO ORDER EXAMPLE

Model No.	Description	Example
166TB	Finish	WC
	Upholstery	UF Brisa Original Truffle
	Casters	-
	Glides	STD

WOOD FINISHES

Indiana Furniture uses a multi-step, hand finishing process on all exposed wood frames.

Chairs feature a catalyzed varnish finish which offers durability, lasting beauty, and resistance to normal wear.

AW Artisan Walnut	MW Mahogany Walnut
AS Asian Night	MAS Mesa Sunset*
BW Beigewood*	MTS Metropolis Sky
BL Black	MNR Midnight Run
CO Columbian Walnut	NTM Natural Marrone*
DC Dark Cherry	ORW Oak Riftwood*
DFW Dark Forest Walnut*	PNW Pinnacle Walnut
WH Designer White	PTK Portico Teak*
EF Espresso	RC River Cherry*
FO Fawn Oak*	SCH Select Cherry
FLW Florence Walnut*	SPW Sepia Walnut*
GC Golden Cherry	SKC Shaker Cherry
HVM Harvest Maple*	SBP Smoky Brown Pear*
HW Harvest Walnut	TK Studio Teak
HNW Henna Walnut	SM Sugar Maple
KHE Kirsche	WTA Weathered Ash*
LW Legacy Walnut	WNB White Nebbia
	WC Williamsburg Cherry

* Finish is Low Sheen

UPHOLSTERY OPTIONS

Available in single upholstery in a wide variety of graded-in or contract options, including fabric, vinyl, and leather.

CASTER OPTIONS (IF APPLICABLE)

BRCS	Brass Hooded Casters	STD
BLCS	Black Hooded Casters	\$ N/C
SLCS	Silver Hooded Casters	\$ N/C

GLIDE OPTIONS (IF APPLICABLE)

STD	Nylon Glides	STD
FELT	Felt Glides	\$ N/C

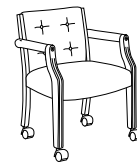
CERTIFICATIONS & COMPLIANCE

- CAL 117-2013 Compliance
- Intertek Sustainability Certified
- BIFMA level® Certified
- BIFMA Compliant® Certified
- TSCA Title VI (CARB) Compliance
- Contributes to LEED®, Green Globes®, and WELL® Sustainable Programs

STATEMENT OF LINE



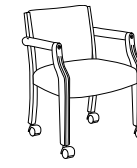
Tufted Back Guest:
166TB
[\(See Details\)](#)



Tufted Back on Casters:
168TB
[\(See Details\)](#)



Guest:
166
[\(See Details\)](#)



Guest on Casters:
168
[\(See Details\)](#)

Item	Model No.	Chair Width	Chair Depth	Chair Height	Seat Width	Seat Depth	Seat Height	Arm Height	Ship Wt	Cubic Ft
GUEST WITH TUFTED BACK	166TB	23½	23	32	19	16½	17	26	32	16.9



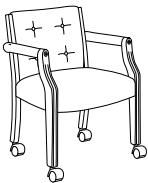
Must Specify (in this order):
 Model #
 Finish
 Upholstery
 Glide

Description

- Standard with Nylon Glides
- Optional Felt Glides Available Must Specify (FELT)

List Price/Grade	Yards	COM/1	2	3	4	5	6	7	8	9	10	L1	L2
Single Upholstery	1.50	\$ 1800	1878	1944	2009	2106	2205	2346	2493	2664	2862	2295	2507

GUEST WITH TUFTED BACK ON CASTERS	168TB	23½	23	32	19	16½	17	26	32	16.9
-----------------------------------	-------	-----	----	----	----	-----	----	----	----	------



Must Specify (in this order):
 Model #
 Finish
 Upholstery
 Caster

Description

- Standard with: Brass Hooded Dual Wheel Casters
- Additional Caster Options ([See Caster Options](#))

List Price/Grade	Yards	COM/1	2	3	4	5	6	7	8	9	10	L1	L2
Single Upholstery	1.50	\$ 1855	1933	1999	2064	2161	2260	2401	2548	2719	2917	2350	2562

GUEST CHAIR	166	23½	23	32	19	16½	17	26	32	16.9
-------------	-----	-----	----	----	----	-----	----	----	----	------



Must Specify (in this order):
 Model #
 Finish
 Upholstery
 Glide

Description

- Standard with Nylon Glides
- Optional Felt Glides Available Must Specify (FELT)

List Price/Grade	Yards	COM/1	2	3	4	5	6	7	8	9	10	L1	L2
Single Upholstery	1.50	\$ 1746	1824	1890	1955	2052	2151	2292	2439	2610	2808	2241	2453

GUEST CHAIR WITH CASTERS	168	23½	23	32	19	16½	17	26	32	16.9
--------------------------	-----	-----	----	----	----	-----	----	----	----	------



Must Specify (in this order):
 Model #
 Finish
 Upholstery
 Caster

Description

- Standard with: Brass Hooded Dual Wheel Casters
- Additional Caster Options ([See Caster Options](#))

List Price/Grade	Yards	COM/1	2	3	4	5	6	7	8	9	10	L1	L2
Single Upholstery	1.50	\$ 1799	1877	1943	2008	2105	2204	2345	2492	2663	2861	2294	2506

For ordering options, [see overview at the beginning of this section.](#)

Open spaces really come together with the modular, ganging components from the Isla Lounge Collection. Create conversation settings or private areas by mixing components to fit the space and needs of the environment. Optional arm caps make Isla Lounge the solution for high traffic seating. Power and data options keep everyone working on-the-go.

CONSTRUCTION

- Exposed wood parts are kiln-dried hardwoods and structurally engineered hardwood plywood; selected from the highest grades of hardwoods and are free of spirits, discoloration, pits, shakes, and wormholes; European Beech on legs and arm caps
- Joints are double-doweled or mortised and tenoned, screwed, and glued for maximum strength and durability
- High Grade Polyurethane Foam, 3¼" thick in the seat and 2" in the back; Stretch webbing ensures a comfortable sit
- Non-marring adjustable nylon guides included in each leg at floor level
- Ganging and Freestanding Table Surfaces are ¾" thick with a square edge profile; Available in TFL (T), Veneer (W) and Solid Surface (S)
- Tablet Arm Surfaces are ¾" thick with a square edge profile; Available in Black Melamine, Veneer (W) and Solid Surface (S)
- Bistro/Stadium Table feature a 42½"H surface with a square edge profile and are available with 1" thick HPL (P) and TFL (T) surfaces and 1⅜" Veneer (W) surfaces
- Bistro/Stadium Tables are partially installed with exposed nickel plated hardware, black hardware also included; some assembly required
- Bistro/Stadium Tables feature horizontal/left-to-right grain direction on backpanel and worksurface; TFL backpanel available with TFL or HPL worksurface and Veneer backpanel available with Veneer or HPL worksurface; Backpanel and worksurface may be specified in contrasting colors
- Seating rated for users up to 275lbs and ships fully assembled

HOW TO ORDER EXAMPLES

UPHOLSTERED MODELS

Model No.	Description	Example
3792	Finish (Wood Leg)	WTA
	Primary Upholstery	CF Stinson Trio Tonic
	Accent Upholstery	CF Stinson Ace Toast
	Tablet, Color	WL, WTA
	Arm	STD
	Optional Bistro/Stadium Table	Yes
	Bistro/Stadium Table Backpanel Material	TFL
	Bistro/Stadium Table Backpanel Color	PPD
	Bistro/Stadium Table Worksurface Material	HPL
	Bistro/Stadium Table Worksurface Color	WTA
	Bistro/Stadium Table Leg Color	ALUM
	Leg	PLEG, ALUM
	Power	ECSL

TABLES

378-1626ET	Surface Material	T
	Finish	AS
	Upholstery	CF Stinson Ace Toast
	Leg, Color	WLEG, AS
	Power	PWRUSBA

WOOD LEG AND ARM CAP WOOD FINISHES

Indiana Furniture uses a multi-step, hand finishing process on all exposed wood frames. Chairs feature a catalyzed varnish finish which offers durability, lasting beauty, and resistance to normal wear.

AW	Artisan Walnut	MW	Mahogany Walnut
AS	Asian Night	MAS	Mesa Sunset*
BW	Beigewood*	MTS	Metropolis Sky
BL	Black	MNR	Midnight Run
CO	Columbian Walnut	NTM	Natural Marrone*
DC	Dark Cherry	ORW	Oak Riftwood*
DFW	Dark Forest Walnut*	PNW	Pinnacle Walnut
WH	Designer White	PTK	Portico Teak*
EF	Espresso	RC	River Cherry*
FO	Fawn Oak*	SCH	Select Cherry
FLW	Florence Walnut*	SPW	Sepia Walnut*
GC	Golden Cherry	SKC	Shaker Cherry
HVM	Harvest Maple*	SBP	Smoky Brown Pear*
HW	Harvest Walnut	TK	Studio Teak
HNW	Henna Walnut	SM	Sugar Maple
KHE	Kirsche	WTA	Weathered Ash*
LW	Legacy Walnut	WNB	White Nebbia
		WC	Williamsburg Cherry

* Finish is Low Sheen

TFL (T) AND HPL (P) TABLE OPTIONS

End and Ganging Tables are available in TFL surface. Must specify material and color.

Bistro/Stadium Tables available in TFL or HPL worksurface with TFL backpanel. Worksurface and backpanel available in contrasting colors. Must specify material and color for both worksurface and backpanel.

WOODGRAIN

AS	Asian Night	PNW	Pinnacle Walnut
BW	Beigewood	PTK	Portico Teak
CO	Columbian Walnut	RC	River Cherry
EF	Espresso	SCH	Select Cherry
FLW	Florence Walnut	SPW	Sepia Walnut
GC	Golden Cherry	SKC	Shaker Cherry
HVM	Harvest Maple	SBP	Smoky Brown Pear
KHE	Kirsche	TK	Studio Teak
MW	Mahogany Walnut	SM	Sugar Maple
MNR	Midnight Run	WTA	Weathered Ash
NTM	Natural Marrone	WC	Williamsburg Cherry
ORW	Oak Riftwood	WNB	White Nebbia

SOLID

BL	Black	FHG	Fashion Grey
WH	Designer White	SG	Slate Grey

See next page for veneer colors and additional options.

VENEER (W) TABLE OPTIONS

Veneer tablet arms and tables, including Bistro/Stadium Tables, feature UV Advantage, an ultra-violet finish, on all exposed surfaces by utilizing roll-coat UV technology.

AW	Artisan Walnut	MW	Mahogany Walnut
AS	Asian Night	MAS	Mesa Sunset*
CO	Columbian Walnut	MTS	Metropolis Sky
DC	Dark Cherry	ORW	Oak Riftwood*
DFW	Dark Forest Walnut	PNW	Pinnacle Walnut
EW	Espresso	SCH	Select Cherry
FO	Fawn Oak*	SKC	Shaker Cherry
GC	Golden Cherry	SM	Sugar Maple
HW	Harvest Walnut	WTA	Weathered Ash*
HNW	Henna Walnut	WC	Williamsburg Cherry
LW	Legacy Walnut		


*Finish is Low Sheen

SOLID SURFACE (S) ARM CAP, TABLET, AND TABLE OPTIONS

AR	Arroyo	SNW	Snow White
PE	Pebble Beach	SN	Starry Night
SE	Sedona	TN	Tundra

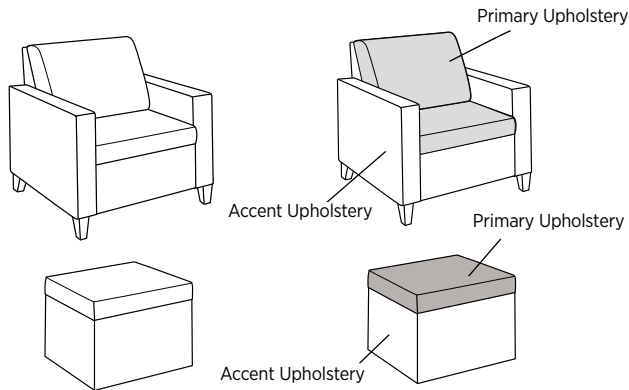
TABLE EDGE PROFILE

H	Square (TFL, HPL, and Veneer)	S1	Straight (Solid Surface)
---	----------------------------------	----	-----------------------------



UPHOLSTERY OPTIONS

Available in single or contrasting upholsteries in a wide variety of graded-in or contract options, including fabric, vinyl, and leather.




ARM OPTIONS

STD	Upholstered Arm	STD
WCAP	Wood Cap, Specify Finish	
	One (1) Arm Cap	\$ 77
	Two (2) Arm Caps	\$ 154
SCAP	Solid Surface Cap, Specify Color	
	One (1) Arm Cap	\$ 351
	Two (2) Arm Cap	\$ 702


TABLET OPTIONS FOR ARM UNITS

Note: One tablet arm per unit and specified as if you are standing, looking at the chair.

PL	Left Black Melamine Writing Tablet	\$ 388
SL	Left Solid Surface Writing Tablet, Specify Color	\$ 1195
WL	Left Veneer Writing Tablet, Specify Finish	\$ 563
PR	Right Black Melamine Writing Tablet	\$ 388
SR	Right Solid Surface Writing Tablet, Specify Color	\$ 1195
WR	Right Veneer Writing Tablet, Specify Finish	\$ 563



Two Arm Club Chair
Shown with Left
Tablet Arm and
Power

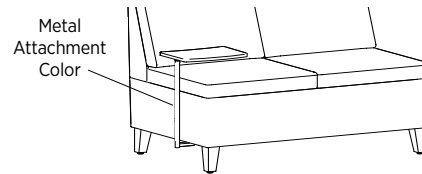


One Arm Club
Chair Shown with
Left Tablet Arm

TABLET ARM ATTACHMENT COLOR (FOR ARMLESS OR ONE ARM UNITS)

Available with Aluminum or Platinum metal attachment for armless applications.

ALUM	Aluminum Attachment	STD
PLAT	Platinum Attachment	\$ N/C



Metal
Attachment
Color


TABLET OPTIONS FOR ARMLESS OR ONE ARM UNITS

Note: One tablet arm per unit and specified as if you are standing, looking at the chair.

MPL	Left Black Melamine Writing Tablet	\$ 498
MSL	Left Solid Surface Writing Tablet, Specify Color	\$ 1305
MWL	Left Veneer Writing Tablet, Specify Finish	\$ 673
MPR	Right Black Melamine Writing Tablet	\$ 498
MSR	Right Solid Surface Writing Tablet, Specify Color	\$ 1305
MWR	Right Veneer Writing Tablet, Specify Finish	\$ 673



Right Tablet Arm




Left Tablet Arm

SEATING & OCCASIONAL TABLE LEG OPTIONS

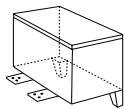
WLEG	Wood Leg, Specify Finish	STD
CLEG	Chrome Leg	\$ N/C
PLEG	Powder Coat Leg, Specify Color	
	Four (4) Powder Coat Legs on Seating and Freestanding Tables	\$ 216
	Two (2) Powder Coat Legs on Ganging End Table	\$ 108
	Single (1) Powder Coat Leg Ganging Corner Table	\$ 54

Powder Coat Color Options:

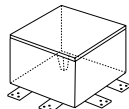
ALUM	Aluminum	OYST	Oyster
BLK	Black	SUGC	Sugar Cookie
MIST	Mist		



Four (4) Legs



Two (2) Legs



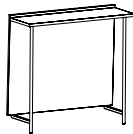
Single (1) Leg

BAR HEIGHT BISTRO/STADIUM TABLE OPTIONS

Bistro/Stadium Table surface and backpanel available with horizontal/left-to-right grain direction in contrasting colors. Bistro/Stadium Tables are 42½”H and partially installed with exposed nickel plated hardware, black hardware also included; some assembly required.

Must specify option, surface material, surface and backpanel color, edge profile and leg color.

NO TABLE	No Bistro/Stadium Table (Standard)
YES TABLE	Bistro/Stadium Table



44”W Bistro/Stadium Table For Use with Settee

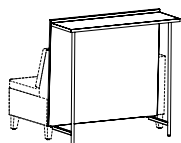
Must specify surface material, surface and backpanel color

TFL Backpanel with TFL Surface	\$ 1061
TFL Backpanel with HPL Surface	\$ 1287
Veneer Backpanel with Veneer Surface	\$ 1480
Veneer Backpanel with HPL Surface	\$ 1480

66”W Bistro/Stadium Table For Use with Sofas

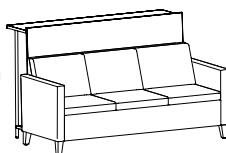
Must specify surface material, surface and backpanel color

TFL Backpanel with TFL Surface	\$ 1248
TFL Backpanel with HPL Surface	\$ 1491
Veneer Backpanel with Veneer Surface	\$ 1813
Veneer Backpanel with HPL Surface	\$ 1813



44”W Bistro/
Stadium Table
View with Settee

Front View with
66”W Bistro/
Stadium Table
and Sofa

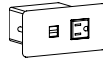


BISTRO/STADIUM TABLE LEG OPTIONS

ALUM	Aluminum Leg	STD
PLAT	Platinum Leg	\$ N/C

SEATING POWER OPTIONS

Note: Specified as if you are standing, looking at the chair.



1 Electrical Power and 2 USB Outlets

Side Power Locations:


ECSL	Left Port, Silver	\$ 975
ECSR	Right Port, Silver	\$ 975
ECSLR	Left and Right Port, Silver	\$ 1950
ECBL	Left Port, Black	\$ 975
ECBR	Right Port, Black	\$ 975
ECBLR	Left and Right Port, Black	\$ 1950

Front Power Locations:

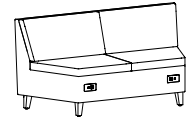
ECFLSR	Front Left Port, Silver	\$ 975
ECFRSR	Front Right Port, Silver (3792-45C Only)	\$ 975
ECFLRSR	Front Left and Right Port, Silver (3792-45C Only)	\$ 1950
ECFLBL	Front Left Port, Black	\$ 975
ECFRBL	Front Right Port, Black (3792-45C Only)	\$ 975
ECFLRBL	Front Left and Right Port, Black (3792-45C Only)	\$ 1950



Shown with Front Left Port
(ECFLBL/Black or ECFLSR/
Silver)



Shown with Left Port
(ECBL/Black or ECSL/Silver)



Shown with Front Left and
Right Port (ECFBLR/Black or
ECFLSR/Silver)

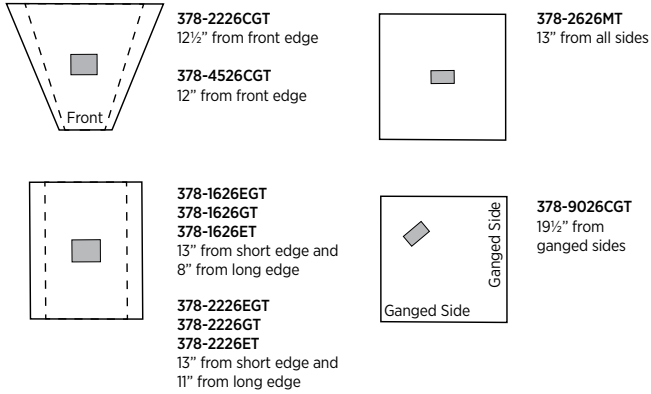
See next page for table power locations.

TABLE POWER LOCATIONS

Note: Does Not Include Bistro/Stadium Tables

PWRUSBA Power and Two USB Ports, Aluminum \$ 884

Power Locations:




CERTIFICATIONS & COMPLIANCE

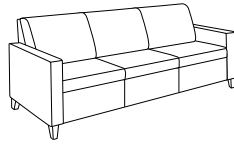
- CAL 117-2013 Compliance
- Intertek Sustainability Certified
- BIFMA level® Certified
- BIFMA Compliant® Certified
- TSCA Title VI (CARB) Compliance
- Contributes to LEED®, Green Globes®, and WELL® Sustainable Programs




Club Chair,
2 Arms: 379
[\(See Details\)](#)




Settee,
2 Arms: 3792
[\(See Details\)](#)



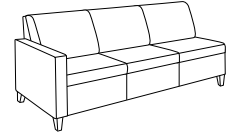
Sofa,
2 Arms: 3793
[\(See Details\)](#)



Club Chair, 1 Arm:
379R (Right)
379L (Left)
[\(See Details\)](#)



Settee, 1 Arm:
3792R (Right)
3792L (Left)
[\(See Details\)](#)



Sofa, 1 Arm:
3793R (Right)
3793L (Left)
[\(See Details\)](#)



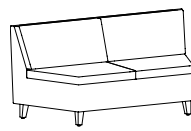
Club Chair,
Armless: 379N
[\(See Details\)](#)



Swivel Club Chair,
Armless: 379NS
[\(See Details\)](#)




Settee,
Armless: 3792N
[\(See Details\)](#)



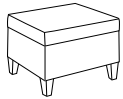
45° Angled Settee,
Armless: 3792-45C
[\(See Details\)](#)



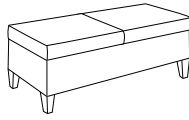
Sofa, Armless:
3793N
[\(See Details\)](#)



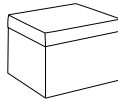
Corner Unit:
379-90C
[\(See Details\)](#)



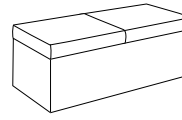
Single Bench:
378SB
[\(See Details\)](#)



Double Bench:
3782DB
[\(See Details\)](#)

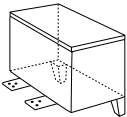


Single Ottoman:
379SO
[\(See Details\)](#)

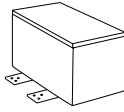


Double Ottoman:
3792DO
[\(See Details\)](#)

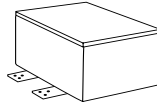
Ganging Tables (Upholstered Chassis with TFL, Veneer, or Solid Surface Top)



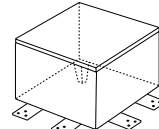
Ganging End Table
with Two Legs:
378-1626EGT
378-2226EGT
[\(See Details\)](#)



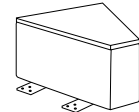
Ganging End Table:
378-1626GT
[\(See Details\)](#)



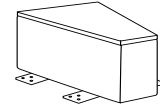
Ganging Lamp Table:
378-2226GT
[\(See Details\)](#)



Ganging 90° Corner
Table with One Leg:
378-9026CGT
[\(See Details\)](#)

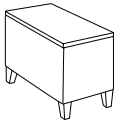


Ganging 45°
Corner Table:
378-4526CGT
[\(See Details\)](#)

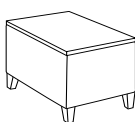


Ganging 22.5°
Corner Table:
378-2226CGT
[\(See Details\)](#)

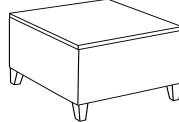
Freestanding Tables (Upholstered Chassis with TFL, Veneer, or Solid Surface Top)



End Table:
378-1626ET
[\(See Details\)](#)



Lamp Table:
378-2226ET
[\(See Details\)](#)



Magazine Table:
378-2626MT
[\(See Details\)](#)

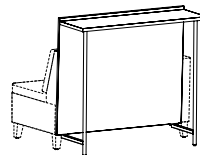
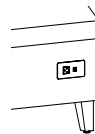
Options and Accessories:



[Tablet Arms](#)
for Arm or Armless Units




[Power Options](#)
for Seating and Tables



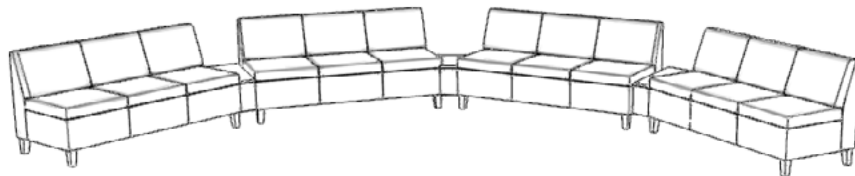
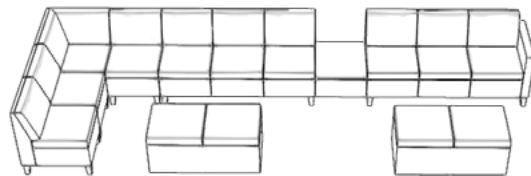
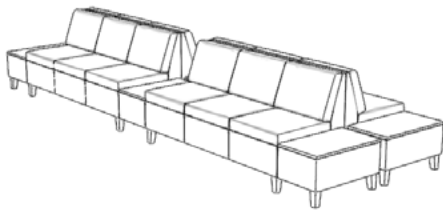
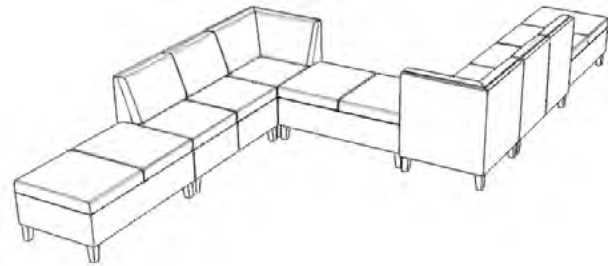
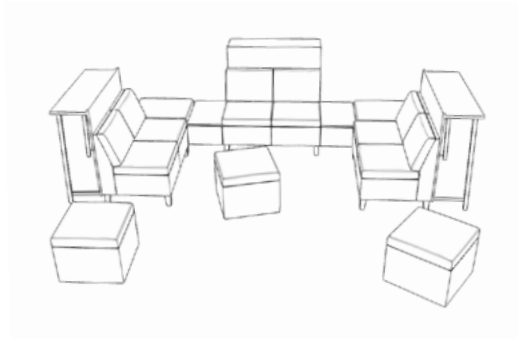


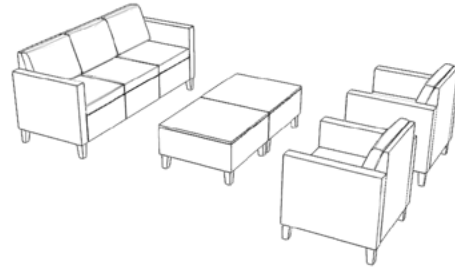

[Bistro/Stadium Table](#)
(For Use with Settees and Sofas;
Available in HPL, TFL, or Veneer)



[Purse Hook](#) for
Bistro/Stadium
Tables



Enhance your space with
Cush Pillows. [See Product
Details.](#)



Item	Model No.	Width	Depth	Height	Ship Wt	Cubic Ft	List Price
ZIG ZAG UNIT	370-1	161	136 ¼	32 ½	593	212	\$ 21345



CONSISTS OF:	QTY		
3782DB	3	Double Bench (Gr 1)	\$ 8673
3792N	2	Settee, Armless (Gr 1)	\$ 6720
379-90C	2	Corner Unit	\$ 5952

Products are available as left or right and with other features, where applicable
Grade 1 with standard metal leg pricing

HALF CIRCLE	370-2	96	72	29 ½	354	147.9	T\$ 22876 W\$ 23332 S\$ 26700
-------------	-------	----	----	------	-----	-------	-------------------------------------



CONSISTS OF:	QTY		
3793N	4	Sofa, Armless (Gr 1)	\$ 19312
378-2226CGT	3	Ganging 22.5° Corner Table	T\$ 3564 W\$ 4020 S\$ 7388

Products are available as left or right and with other features, where applicable
Grade 1 with standard metal leg pricing


CAFE GROUPING	370-3	181	108 ½	32 ½	498	144.0	T\$ 24522 W\$ 25130 S\$ 29308
---------------	-------	-----	-------	------	-----	-------	-------------------------------------



CONSISTS OF:	QTY		
3793N	4	Sofa, Armless (Gr 1)	\$ 19312
378-1626GT	2	Ganging End Table (Gr 1)	T\$ 1502 W\$ 1702 S\$ 3100
378-1626EGT	4	Ganging End Table with Legs (Gr 1)	T\$ 3708 W\$ 4116 S\$ 6896

Products are available as left or right and with other features, where applicable
Grade 1 with standard metal leg pricing

Item	Model No.	Chair Width	Chair Depth	Chair Height	Seat Width	Seat Depth	Seat Height	Arm Height	Ship Wt	Cubic Ft
CLUB CHAIR	379	29	27¾	32½	22	19	18¾	26½	110	25.0



Shown with Power Option;
Left Port

Description

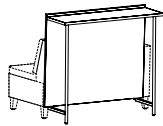

- Standard with: Left and Right Arm, Wood Legs, and Ganging Hardware
- Available with Contrasting Upholstery ([See Details](#))
- Available with Contrasting Legs, Tablet Arm and Arm Cap
- Additional Options: Chrome or Powder Coated Leg ([Color Options](#)), Arm Caps ([See Options](#)), Tablet Arms ([See Options](#)), and Power ([See Locations](#))

List Price/Grade	Yards	COM/1	2	3	4	5	6	7	8	9	10	L1	L2
Single Upholstery	5.25	\$ 3346	3619	3850	4076	4417	4764	5257	5772	6370	7063	5079	5819
Contrasting Upholstery													
Primary	1.50	3346	3424	3490	3555	3652	3751	3892	4039	4210	4408	3841	4053
Accent	3.75	0	195	360	521	765	1013	1365	1733	2160	2655	1238	1766

Must Specify (in this order):

- Model #
- Primary Upholstery
- Accent Upholstery
- Tablet Arm/Color
- Arm Cap/Color
- Leg/Color
- Power

SETTEE	3792	51	27¾	32½	44	19	18¾	26½	143	46.0
--------	------	----	-----	-----	----	----	-----	-----	-----	------



44"W Bistro/Stadium
Table View with Settee

Description

- Standard with: Left and Right Arm, Wood Legs and Ganging Hardware
- Available with Contrasting Upholstery ([See Details](#))
- Available with Contrasting Legs, Tablet Arm and Arm Cap
- Optional 44"W Bistro/Stadium Table Available; Specify (YES TABLE) or (NO TABLE), Select TFL Backpanel with TFL (T) or HPL (P) Surface or Veneer Backpanel with Veneer (W) or HPL (P) Surface and Leg Color ([See More Bistro/Stadium Table Details](#))
- Bistro/Stadium Backpanel and Table Surface May be Specified in Contrasting Colors; Must Specify Backpanel and Surface Color
- Optional Purse Hook Available when Bistro/Stadium Table is ordered; [See Details](#)
- Additional Options: Chrome or Powder Coated Leg ([Color Options](#)), Arm Caps ([See Options](#)), Tablet Arms ([See Options](#)), Bistro/Stadium Table ([See Options](#)), and Power ([See Locations](#))


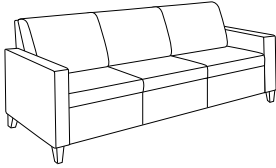
List Price/Grade	Yards	COM/1	2	3	4	5	6	7	8	9	10	L1	L2
Single Upholstery	6.75	\$ 4338	4689	4986	5276	5715	6161	4338	7457	8226	9117	6566	7517
Contrasting Upholstery													
Primary	2.25	4338	4455	4554	4651	4797	4946	5157	5378	5634	5931	5081	5398
Accent	4.50	0	234	432	625	918	1215	1638	2079	2592	3186	1485	2119

Must Specify (in this order):

- Model #
- Primary Upholstery
- Accent Upholstery
- Tablet Arm/Color
- Arm Cap/Color
- Bistro/Stadium Table
- Bistro/Stadium Table Backpanel Material/Color
- Bistro/Stadium Table Worksurface Material/ Color
- Bistro/Stadium Table Leg Color
- Leg/Color
- Power

For ordering options, [see overview at the beginning of this section.](#)

Item	Model No.	Chair Width	Chair Depth	Chair Height	Seat Width	Seat Depth	Seat Height	Arm Height	Ship Wt	Cubic Ft
SOFA	3793	73	27¾	32½	66	19	18¾	26½	168	61.0



Front View with 66"W Bistro/
Stadium Table and Sofa

Description


- Standard with: Left and Right Arm, Wood Legs and Ganging Hardware
- Available with Contrasting Upholstery ([See Details](#))
- Available with Contrasting Legs, Tablet Arm and Arm Cap
- Optional 66"W Bistro/Stadium Table Available; Specify (YES TABLE) or (NO TABLE), Select TFL Backpanel with TFL (T) or HPL (P) Surface or Veneer Backpanel with Veneer (W) or HPL (P) Surface and Leg Color ([See More Bistro/Stadium Table Details](#))
- Bistro/Stadium Backpanel and Table Surface May be Specified in Contrasting Colors; Must Specify Backpanel and Surface Color
- Optional Purse Hook Available when Bistro/Stadium Table is ordered; [See Details](#)
- Additional Options: Chrome or Powder Coated Leg ([Color Options](#)), Arm Caps ([See Options](#)), Tablet Arms ([See Options](#)), Bistro/Stadium Table ([See Options](#)), and Power ([See Locations](#))

Must Specify (in this order):

- Model #
- Primary Upholstery
- Accent Upholstery
- Tablet Arm/Color
- Arm Cap/Color
- Bistro/Stadium Table
- Bistro/Stadium Table Backpanel Material/Color
- Bistro/Stadium Table Worksurface Material/ Color
- Bistro/Stadium Table Leg Color
- Leg/Color
- Power

List Price/Grade	Yards	COM/1	2	3	4	5	6	7	8	9	10	L1	L2
Single Upholstery	8.50	\$ 5637	6079	6453	6819	7371	7932	8731	9564	10533	11655	8442	9641
Contrasting Upholstery													
Primary	3.25	5637	5806	5949	6089	6300	6515	6820	7139	7509	7938	6710	7168
Accent	5.25	0	273	504	730	1071	1417	1911	2425	3024	3717	1732	2473

CLUB CHAIR, 1 ARM



Shown as Left

	Left	Right	Chair Width	Chair Depth	Chair Height	Seat Width	Seat Depth	Seat Height	Arm Height	Ship Wt	Cubic Ft
	379L	379R	25½	27¾	32½	22	19	18¾	26½	77	35.0

Description

- Standard with: Left Or Right Arm, Wood Legs and Ganging Hardware
- Available with Contrasting Upholstery ([See Details](#))
- Available with Contrasting Legs, Tablet Arm and Arm Cap
- Available with Optional Tablet Arm for Arm or Armless Side
- Additional Options: Chrome or Powder Coated Leg ([Color Options](#)), Arm Caps ([See Options](#)), Tablet Arms ([See Options](#)), and Power ([See Locations](#))


Must Specify (in this order):

- Model #
- Primary Upholstery
- Accent Upholstery
- Tablet Arm/Color
- Arm Cap/Color
- Leg/Color
- Power

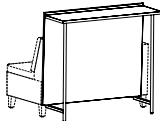
List Price/Grade	Yards	COM/1	2	3	4	5	6	7	8	9	10	L1	L2
Single Upholstery	4.00	\$ 2958	3166	3342	3514	3774	4038	4414	4806	5262	5790	4278	4842
Contrasting Upholstery													
Primary	1.50	2958	3036	3102	3167	3264	3363	3504	3651	3822	4020	3453	3665
Accent	2.50	0	130	240	347	510	675	910	1155	1440	1770	825	1177

For ordering options, [see overview at the beginning of this section.](#)

Item	Model No.	Chair Width	Chair Depth	Chair Height	Seat Width	Seat Depth	Seat Height	Arm Height	Ship Wt	Cubic Ft	
SETTEE, 1 ARM	Left										
	Right										
	3792L	3792R	47½	27¾	32½	44	19	18¾	26½	110	46.0



Shown as Left



44"W Bistro/Stadium Table View with Settee

Description

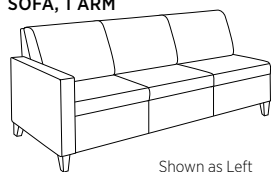
- Standard with: Left Or Right Arm, Wood Legs and Ganging Hardware
- Available with Contrasting Upholstery ([See Details](#))
- Available with Contrasting Legs, Tablet Arm and Arm Cap
- Available with Optional Tablet Arm for Arm or Armless Side
- Optional 44"W Bistro/Stadium Table Available; Specify (YES TABLE) or (NO TABLE), Select TFL Backpanel with TFL (T) or HPL (P) Surface or Veneer Backpanel with Veneer (W) or HPL (P) Surface and Leg Color ([See More Bistro/Stadium Table Details](#))
- Bistro/Stadium Backpanel and Table Surface May be Specified in Contrasting Colors; Must Specify Backpanel and Surface Color
- Optional Purse Hook Available when Bistro/Stadium Table is ordered; [See Details](#)
- Additional Options: Chrome or Powder Coated Leg ([Color Options](#)), Arm Caps ([See Options](#)), Tablet Arms ([See Options](#)), Bistro/Stadium Table ([See Options](#)), and Power ([See Locations](#))

Must Specify (in this order):

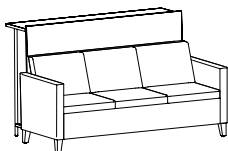
- Model #
- Primary Upholstery
- Accent Upholstery
- Tablet Arm/Color
- Arm Cap/Color
- Bistro/Stadium Table
 - Bistro/Stadium Table Backpanel Material/Color
 - Bistro/Stadium Table Worksurface Material/ Color
 - Bistro/Stadium Table Leg Color
- Leg/Color
- Power

List Price/Grade	Yards	COM/1	2	3	4	5	6	7	8	9	10	L1	L2
Single Upholstery	5.75	\$ 3954	4253	4506	4753	5127	5507	6047	6611	7266	8025	5852	6662
Contrasting Upholstery													
Primary	2.25	3954	4071	4170	4267	4413	4562	4773	4994	5250	5547	4697	5014
Accent	3.50	0	182	336	486	714	945	1274	1617	2016	2478	1155	1648

Item	Model No.	Chair Width	Chair Depth	Chair Height	Seat Width	Seat Depth	Seat Height	Arm Height	Ship Wt	Cubic Ft	
SOFA, 1 ARM	Left										
	Right										
	3793L	3793R	69½	27¾	32½	66	19	18¾	26½	135	61.0



Shown as Left



Front View with 66"W Bistro/Stadium Table and Sofa

Description

- Standard with: Left Or Right Arm, Wood Legs and Ganging Hardware
- Available with Contrasting Upholstery ([See Details](#))
- Available with Contrasting Legs, Tablet Arm and Arm Cap
- Available with Optional Tablet Arm for Arm or Armless Side
- Optional 66"W Bistro/Stadium Table Available; Specify (YES TABLE) or (NO TABLE), Select TFL Backpanel with TFL (T) or HPL (P) Surface or Veneer Backpanel with Veneer (W) or HPL (P) Surface and Leg Color ([See More Bistro/Stadium Table Details](#))
- Bistro/Stadium Backpanel and Table Surface May be Specified in Contrasting Colors; Must Specify Backpanel and Surface Color
- Optional Purse Hook Available when Bistro/Stadium Table is ordered; [See Details](#)
- Additional Options: Chrome or Powder Coated Leg ([Color Options](#)), Arm Caps ([See Options](#)), Tablet Arms ([See Options](#)), Bistro/Stadium Table ([See Options](#)), and Power ([See Locations](#))


Must Specify (in this order):

- Model #
- Primary Upholstery
- Accent Upholstery
- Tablet Arm/Color
- Arm Cap/Color
- Bistro/Stadium Table
 - Bistro/Stadium Table Backpanel Material/Color
 - Bistro/Stadium Table Worksurface Material/ Color
 - Bistro/Stadium Table Leg Color
- Leg/Color
- Power

List Price/Grade	Yards	COM/1	2	3	4	5	6	7	8	9	10	L1	L2
Single Upholstery	7.25	\$ 5254	5631	5950	6262	6733	7212	7893	8604	9430	10387	7647	8669
Contrasting Upholstery													
Primary	3.25	5254	5423	5566	5706	5917	6132	6437	6756	7126	7555	6327	6785
Accent	4.00	0	208	384	556	816	1080	1456	1848	2304	2832	1320	1884

For ordering options, [see overview at the beginning of this section.](#)

Item	Model No.	Chair Width	Chair Depth	Chair Height	Seat Width	Seat Depth	Seat Height	Arm Height	Ship Wt	Cubic Ft
CLUB CHAIR, ARMLESS	379N	22½	27¾	32½	22	19	18¾	N/A	57	25.0



Description

- Standard with: Wood Legs and Ganging Hardware
- Available with Contrasting Upholstery ([See Details](#))
- Additional Options: Chrome or Powder Coated Leg ([Color Options](#)), Tablet Arms ([See Options](#)), and Power ([See Locations](#))

Must Specify (in this order):

- Model #
- Primary Upholstery
- Accent Upholstery
- Tablet Arm/Metal Attachment Color
- Tablet Arm Surface Material/Color
- Leg/Color
- Power

List Price/Grade	Yards	COM/1	2	3	4	5	6	7	8	9	10	L1	L2
Single Upholstery	3.25	\$ 2562	2731	2874	3014	3225	3440	3745	4064	4434	4863	3635	4093
Contrasting Upholstery													
Primary	1.50	2562	2640	2706	2771	2868	2967	3108	3255	3426	3624	3057	3269
Accent	1.75	0	91	168	243	357	473	637	809	1008	1239	578	824

CLUB CHAIR ARMLESS SWIVEL	379NS	22½	27¾	32½	22	19	18¾	N/A	63	23.0
---------------------------	-------	-----	-----	-----	----	----	-----	-----	----	------



Description


- Standard with: Auto Return and a Polished Aluminum Base
- Available with Contrasting Upholstery ([See Details](#))
- Additional Options: Tablet Arm ([See Options](#))

Must Specify (in this order):


- Model #
- Primary Upholstery
- Accent Upholstery
- Tablet Arm/Metal Attachment Color
- Tablet Arm Surface Material/Color

List Price/Grade	Yards	COM/1	2	3	4	5	6	7	8	9	10	L1	L2
Single Upholstery	3.25	\$ 2694	2863	3006	3146	3357	3572	3877	4196	4566	4995	3767	4225
Contrasting Upholstery													
Primary	1.50	2694	2772	2838	2903	3000	3099	3240	3387	3558	3756	3189	3401
Accent	1.75	0	91	168	243	357	473	637	809	1008	1239	578	824

SETTEE, ARMLESS	3792N	44½	27¾	32½	44	19	18¾	N/A	93	45.0
-----------------	-------	-----	-----	-----	----	----	-----	-----	----	------



Shown with Power Option, Left Port



44" W Bistro/Stadium Table View with Settee

Description

- Standard with: Wood Legs and Ganging Hardware
- Available with Contrasting Upholstery ([See Details](#))
- Optional 44" W Bistro/Stadium Table Available; Specify (YES TABLE) or (NO TABLE), Select TFL Backpanel with TFL (T) or HPL (P) Surface or Veneer Backpanel with Veneer (W) or HPL (P) Surface and Leg Color ([See More Bistro/Stadium Table Details](#))
- Bistro/Stadium Backpanel and Table Surface May be Specified in Contrasting Colors; Must Specify Backpanel and Surface Color
- Optional Purse Hook Available when Bistro/Stadium Table is ordered; [See Details](#)
- Additional Options: Chrome or Powder Coated Leg ([Color Options](#)), Tablet Arms ([See Options](#)), Bistro/Stadium Table ([See Options](#)), and Power ([See Locations](#))

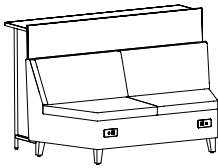
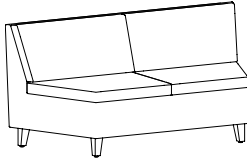
Must Specify (in this order):

- Model #
- Primary Upholstery
- Accent Upholstery
- Tablet Arm/Metal Attachment Color
- Tablet Arm Surface Material/Color
- Bistro/Stadium Table
 - Bistro/Stadium Table Backpanel Material/Color
 - Bistro/Stadium Table Worksurface Material/Color
 - Bistro/Stadium Table Leg Color
- Leg/Color
- Power

List Price/Grade	Yards	COM/1	2	3	4	5	6	7	8	9	10	L1	L2
Single Upholstery	4.75	\$ 3360	3607	3816	4020	4329	4643	4643	5555	6096	6723	4928	5597
Contrasting Upholstery													
Primary	2.25	3360	3477	3576	3673	3819	3968	4179	4400	4656	4953	4103	4420
Accent	2.50	0	130	240	347	510	675	910	1155	1440	1770	825	1177

For ordering options, [see overview at the beginning of this section.](#)

Item	Model No.	Chair Width	Chair Depth	Chair Height	Seat Width	Seat Depth	Seat Height	Arm Height	Ship Wt	Cubic Ft
45° ANGLED SETTEE	3792-45C	45-68	27½	31¼	45-61	31	18¾	N/A	200	75.0



Shown with Power Options; Front Left and Right Port and Front View with 66\"/>

Description

- Standard with: Wood Legs and Ganging Hardware
- Overall Dimension Range is 45\"/>



Must Specify (in this order):

- Model #
- Primary Upholstery
- Accent Upholstery
- Tablet Arm/Metal Attachment Color
- Tablet Arm Surface Material/Color
- Bistro/Stadium Table
- Bistro/Stadium Table Backpanel Material/Color
- Bistro/Stadium Table Worksurface Material/ Color
- Bistro/Stadium Table Leg Color
- Leg/Color
- Power

List Price/Grade	Yards	COM/1	2	3	4	5	6	7	8	9	10	L1	L2
Single Upholstery	7.00	\$ 4328	4692	5000	5301	5756	6218	6876	7562	8360	9284	6638	7625
Contrasting Upholstery													
Primary	3.25	4328	4497	4640	4780	4991	5206	5511	5830	6200	6629	5401	5859
Accent	3.75	0	195	360	521	765	1012	1365	1732	2160	2655	1237	1766

SOFA, ARMLESS

3793N	66½	27¾	32½	66	19	18¾	N/A	123	45.0
-------	-----	-----	-----	----	----	-----	-----	-----	------



Front View with 66\"/>

Description

- Standard with: Wood Legs and Ganging Hardware
- Available with Contrasting Upholstery ([See Details](#))
- Optional 66\"/>


Must Specify (in this order):

- Model #
- Primary Upholstery
- Accent Upholstery
- Tablet Arm/Metal Attachment Color
- Tablet Arm Surface Material/Color
- Bistro/Stadium Table
- Bistro/Stadium Table Backpanel Material/Color
- Bistro/Stadium Table Worksurface Material/ Color
- Bistro/Stadium Table Leg Color
- Leg/Color
- Power

List Price/Grade	Yards	COM/1	2	3	4	5	6	7	8	9	10	L1	L2
Single Upholstery	6.25	\$ 4828	5153	5428	5697	6103	6516	7103	7716	8428	9253	6891	7772
Contrasting Upholstery													
Primary	3.25	4828	4997	5140	5280	5491	5706	6011	6330	6700	7129	5901	6359
Accent	3.00	0	156	288	417	612	810	1092	1386	1728	2124	990	1413

For ordering options, [see overview at the beginning of this section.](#)

Item	Model No.	Chair Width	Chair Depth	Chair Height	Seat Width	Seat Depth	Seat Height	Arm Height	Ship Wt	Cubic Ft
CORNER UNIT	379-90C	27¾	27¾	32½	19	19	18¾	N/A	79	25.0



Must Specify (in this order):

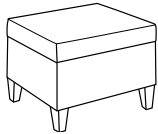
- Model #
- Primary Upholstery
- Accent Upholstery
- Leg/Color

Description

- Standard with: Wood Legs and Ganging Hardware
- Available with Contrasting Upholstery ([See Details](#))
- Optional Chrome or Powder Coated Leg ([Color Options](#))

List Price/Grade	Yards	COM/1	2	3	4	5	6	7	8	9	10	L1	L2
Single Upholstery	4.75	\$ 2976	3223	3432	3636	3945	4259	4705	5171	5712	6339	4544	5213
Contrasting Upholstery													
Primary	2.25	2976	3093	3192	3289	3435	3584	3795	4016	4272	4569	3719	4036
Accent	2.50	0	130	240	347	510	675	910	1155	1440	1770	825	1177

SINGLE BENCH	378SB	22¼	26½	18¾	22¼	22¼	18¾	N/A	41	12.0
---------------------	-------	-----	-----	-----	-----	-----	-----	-----	----	------



Must Specify (in this order):

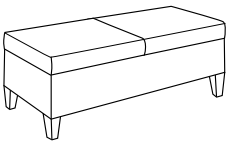
- Model #
- Primary Upholstery
- Accent Upholstery
- Leg/Color

Description

- Standard with: Wood Legs and Ganging Hardware
- Available with Contrasting Upholstery ([See Details](#))
- Options: Chrome or Powder Coated Leg ([Color Options](#))

List Price/Grade	Yards	COM/1	2	3	4	5	6	7	8	9	10	L1	L2
Single Upholstery	2.00	\$ 2005	2109	2197	2283	2413	2545	2733	2929	3157	3421	2665	2947
Contrasting Upholstery													
Primary	1.25	2005	2070	2125	2179	2260	2343	2460	2583	2725	2890	2418	2594
Accent	0.75	0	39	72	104	153	202	273	346	432	531	247	353

DOUBLE BENCH	3782DB	44¼	26½	18¾	44½	22¼	18¾	N/A	82	24.0
---------------------	--------	-----	-----	-----	-----	-----	-----	-----	----	------



Must Specify (in this order):

- Model #
- Primary Upholstery
- Accent Upholstery
- Leg/Color

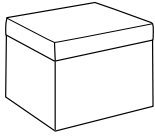
Description

- Standard with: Wood Legs and Ganging Hardware
- Available with Contrasting Upholstery ([See Details](#))
- Options: Chrome or Powder Coated Leg ([Color Options](#))

List Price/Grade	Yards	COM/1	2	3	4	5	6	7	8	9	10	L1	L2
Single Upholstery	2.75	\$ 2891	3034	3155	3273	3452	3634	3892	4162	4475	4838	3799	4186
Contrasting Upholstery													
Primary	1.50	2891	2969	3035	3100	3197	3296	3437	3584	3755	3953	3386	3598
Accent	1.25	0	65	120	173	255	338	455	578	720	885	413	588

For ordering options, [see overview at the beginning of this section.](#)

Item	Model No.	Chair Width	Chair Depth	Chair Height	Seat Width	Seat Depth	Seat Height	Arm Height	Ship Wt	Cubic Ft
SINGLE OTTOMAN	379SO	22¼	22¼	18¾	22¼	22¼	18¾	N/A	50	12.0



Description

- Standard with: Poly Glides
- Available with Contrasting Upholstery ([See Details](#))
- Optional Black Carpet Casters

Must Specify (in this order):

Model #
Primary Upholstery
Accent Upholstery
Casters

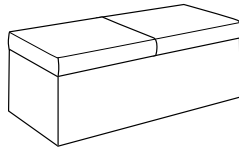
List Price/Grade	Yards	COM/1	2	3	4	5	6	7	8	9	10	L1	L2
Single Upholstery	2.50	\$ 1258	1388	1498	1606	1768	1933	2168	2413	2698	3028	2083	2436
Contrasting Upholstery													
Primary	1.00	1258	1310	1354	1397	1462	1528	1622	1720	1834	1966	1588	1729
Accent	1.50	0	78	144	209	306	405	546	693	864	1062	495	707

Optional Casters: Specify & Add



BCC	Black Carpet Casters											\$	N/C
-----	----------------------	--	--	--	--	--	--	--	--	--	--	----	-----

DOUBLE OTTOMAN	3792DO	44¼	26½	18¾	44¼	22¼	18¾	N/A	127	35.0
----------------	--------	-----	-----	-----	-----	-----	-----	-----	-----	------



Description

- Standard with: Poly Glides
- Optional Overlay Table in TFL or Veneer
- Available with Contrasting Upholstery ([See Details](#))
- Optional Black Carpet Casters

Must Specify (in this order):

Model #
Primary Upholstery
Accent Upholstery
Overlay Table/Color
Casters

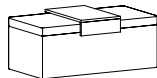
List Price/Grade	Yards	COM/1	2	3	4	5	6	7	8	9	10	L1	L2
Single Upholstery	3.50	\$ 2121	2303	2457	2608	2835	3066	3395	3738	4137	4599	3276	3770
Dual Upholstery													
Primary	1.50	2121	2199	2265	2330	2427	2526	2667	2814	2985	3183	2616	2828
Accent	2.00	0	104	192	278	408	540	728	924	1152	1416	660	942

Optional Casters: Specify & Add



BCC	Black Carpet Casters											\$	N/C
-----	----------------------	--	--	--	--	--	--	--	--	--	--	----	-----

Optional Overlay Table: Specify Code, Finish & Add



OTBL	Overlay Table								TFL			T\$	563
									Veneer			W\$	607

Item	Model No.	W	D	H	List Price
PURSE HOOK FOR BISTRO/STADIUM TABLE	01-HOOK	2	1¾	2½ ₂₅	\$ 79

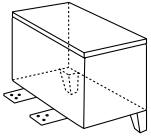


Description

- Black Hook Includes Mounting Hardware
- For Use with Bistro/Stadium Table Option
- Field Installed

For ordering options, [see overview at the beginning of this section.](#)

Item	Model No.	W	D	H	Ship Wt	Cubic Ft	List Price
GANGING END TABLE WITH LEGS	378-1626EGT	16	26½	15½	42	9.0	T\$ 927 W\$ 1029 S\$ 1724
	378-2226EGT	22	26½	15½	48	10.0	T\$ 953 W\$ 1160 S\$ 2028



Must Specify (in this order):

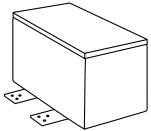
- Model #
- Surface Material
- Finish/Color
- Upholstery
- Leg/Color
- Power

Description

- Standard with: Upholstered Chassis, Two Wood Legs, and Ganging Hardware
- Top Features Square Edge Profile with TFL and Veneer Top; Straight Edge Profile with Solid Surface Top
- Choose TFL (T), Veneer (W), or Solid Surface (S) Top
- Available with Contrasting Top and Legs
- Add Upholstery Grade Pricing to Top Material Price
- Optional Chrome or Powder Coated Leg ([Color Options](#)) and Power ([See Locations](#))

Add List Price/Grade	Yards	COM/1	2	3	4	5	6	7	8	9	10	L1	L2
Single Upholstery	1.00	\$ 0	52	96	139	204	270	364	462	576	708	330	471

GANGING END TABLE	378-1626GT	16	26½	10½	42	9.0	T\$ 751 W\$ 851 S\$ 1550
--------------------------	------------	----	-----	-----	----	-----	--------------------------------



Must Specify (in this order):

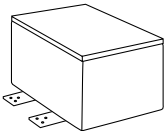
- Model #
- Surface Material
- Finish/Color
- Upholstery
- Power

Description

- Standard with: Upholstered Chassis and Ganging Hardware
- Top Features Square Edge Profile with TFL and Veneer Top; Straight Edge Profile with Solid Surface Top
- Choose TFL (T), Veneer (W), or Solid Surface (S) Top
- Add Upholstery Grade Pricing to Top Material Price
- Optional Power ([See Locations](#))

Add List Price/Grade	Yards	COM/1	2	3	4	5	6	7	8	9	10	L1	L2
Single Upholstery	1.00	\$ 0	52	96	139	204	270	364	462	576	708	330	471

GANGING LAMP TABLE	378-2226GT	22	26½	10½	48	10.0	T\$ 794 W\$ 940 S\$ 1867
---------------------------	------------	----	-----	-----	----	------	--------------------------------



Must Specify (in this order):

- Model #
- Surface Material
- Finish/Color
- Upholstery
- Power

Description

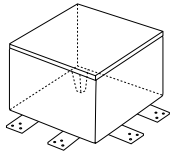
- Standard with: Upholstered Chassis and Ganging Hardware
- Top Features Square Edge Profile with TFL and Veneer Top; Straight Edge Profile with Solid Surface Top
- Choose TFL (T), Veneer (W), or Solid Surface (S) Top
- Add Upholstery Grade Pricing to Top Material Price
- Optional Power ([See Locations](#))

Add List Price/Grade	Yards	COM/1	2	3	4	5	6	7	8	9	10	L1	L2
Single Upholstery	1.00	\$ 0	52	96	139	204	270	364	462	576	708	330	471

T = TFL W = Veneer S = Solid Surface

For ordering options, [see overview at the beginning of this section.](#)

Item	Model No.	W	D	H	Ship Wt	Cubic Ft	List Price
GANGING 90° CORNER TABLE WITH ONE LEG	378-9026CGT	26½	26½	15½	57	11.0	T\$ 1047
							W\$ 1203
							S\$ 2237



Must Specify (in this order):

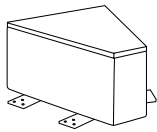
- Model #
- Surface Material
- Finish/Color
- Upholstery
- Leg/Color
- Power

Description

- Standard with: Upholstered Chassis, One Wood Leg, and Ganging Hardware
- Top Features Square Edge Profile with TFL and Veneer Top; Straight Edge Profile with Solid Surface Top
- Choose TFL (T), Veneer (W), or Solid Surface (S) Top
- Available with Contrasting Top and Legs
- Add Upholstery Grade Pricing to Top Material Price
- Optional Chrome or Powder Coated Leg ([Color Options](#)) and Power ([See Locations](#))

Add List Price/Grade	Yards	COM/1	2	3	4	5	6	7	8	9	10	L1	L2
Single Upholstery	1.00	\$ 0	52	96	139	204	270	364	462	576	708	330	471

Item	Model No.	W	D	H	Ship Wt	Cubic Ft	List Price
GANGING 45° CORNER TABLE	378-4526CGT	10-24 ¹³ / ₁₆	27 ⁷ / ₈	10½	46	11.0	T\$ 965
							W\$ 1165
							S\$ 2213



Must Specify (in this order):

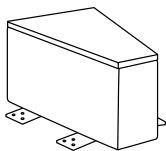
- Model #
- Surface Material
- Finish/Color
- Upholstery
- Power

Description

- Standard with: Upholstered Chassis and Ganging Hardware
- Top Features Square Edge Profile with TFL and Veneer Top; Straight Edge Profile with Solid Surface Top
- Choose TFL (T), Veneer (W), or Solid Surface (S) Top
- Add Upholstery Grade Pricing to Top Material Price
- Optional Power ([See Locations](#))

Add List Price/Grade	Yards	COM/1	2	3	4	5	6	7	8	9	10	L1	L2
Single Upholstery	1.00	\$ 0	52	96	139	204	270	364	462	576	708	330	471

Item	Model No.	W	D	H	Ship Wt	Cubic Ft	List Price
GANGING 22.5° CORNER TABLE	378-2226CGT	10-20 ³ / ₃₂	25 ³ / ₈	10½	48	10.0	T\$ 891
							W\$ 1005
							S\$ 1847



Must Specify (in this order):

- Model #
- Surface Material
- Finish/Color
- Upholstery
- Power

Description

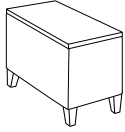
- Standard with: Upholstered Chassis and Ganging Hardware
- Top Features Square Edge Profile with TFL and Veneer Top; Straight Edge Profile with Solid Surface Top
- Choose TFL (T), Veneer (W), or Solid Surface (S) Top
- Add Upholstery Grade Pricing to Top Material Price
- Optional Power ([See Locations](#))

Add List Price/Grade	Yards	COM/1	2	3	4	5	6	7	8	9	10	L1	L2
Single Upholstery	1.00	\$ 0	52	96	139	204	270	364	462	576	708	330	471

T = TFL W = Veneer S = Solid Surface

For ordering options, [see overview at the beginning of this section.](#)

Item	Model No.	W	D	H	Ship Wt	Cubic Ft	List Price
END TABLE	378-1626ET	16	26½	15½	42	11.0	T\$ 958 W\$ 1067 S\$ 1755



Must Specify (in this order):

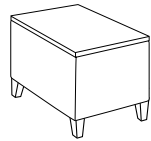
- Model #
- Surface Material
- Finish/Color
- Upholstery
- Leg/Color
- Power

Description

- Standard with: Upholstered Chassis and Wood Legs
- Top Features Square Edge Profile with TFL and Veneer Top; Straight Edge Profile with Solid Surface Top
- Choose TFL (T), Veneer (W), or Solid Surface (S) Top
- Available with Contrasting Top and Legs
- Add Upholstery Grade Pricing to Top Material Price
- Optional Chrome or Powder Coated Leg ([Color Options](#)) and Power ([See Locations](#))

Add List Price/Grade	Yards	COM/1	2	3	4	5	6	7	8	9	10	L1	L2
Single Upholstery	1.00	\$ 0	52	96	139	204	270	364	462	576	708	330	471

Item	Model No.	W	D	H	Ship Wt	Cubic Ft	List Price
LAMP TABLE	378-2226ET	22	26½	15½	48.0	12.0	T\$ 1005 W\$ 1235 S\$ 2079



Must Specify (in this order):

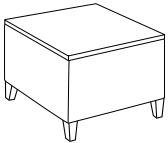
- Model #
- Surface Material
- Finish/Color
- Upholstery
- Leg/Color
- Power

Description

- Standard with: Upholstered Chassis and Wood Legs
- Top Features Square Edge Profile with TFL and Veneer Top; Straight Edge Profile with Solid Surface Top
- Choose TFL (T), Veneer (W), or Solid Surface (S) Top
- Available with Contrasting Top and Legs
- Add Upholstery Grade Pricing to Top Material Price
- Optional Chrome or Powder Coated Leg ([Color Options](#)) and Power ([See Locations](#))

Add List Price/Grade	Yards	COM/1	2	3	4	5	6	7	8	9	10	L1	L2
Single Upholstery	1.00	\$ 0	52	96	139	204	270	364	462	576	708	330	471

Item	Model No.	W	D	H	Ship Wt	Cubic Ft	List Price
MAGAZINE TABLE	378-2626MT	26½	26½	15½	57	13.0	T\$ 1064 W\$ 1308 S\$ 2364



Must Specify (in this order):

- Model #
- Surface Material
- Finish/Color
- Upholstery
- Leg/Color
- Power

Description

- Standard with: Upholstered Chassis and Ganging Hardware
- Top Features Square Edge Profile with TFL and Veneer Top; Straight Edge Profile with Solid Surface Top
- Choose TFL (T), Veneer (W), or Solid Surface (S) Top
- Available with Contrasting Top and Legs
- Add Upholstery Grade Pricing to Top Material Price
- Optional Chrome or Powder Coated Leg ([Color Options](#)) and Power ([See Locations](#))

Add List Price/Grade	Yards	COM/1	2	3	4	5	6	7	8	9	10	L1	L2
Single Upholstery	1.00	\$ 0	52	96	139	204	270	364	462	576	708	330	471

T = TFL W = Veneer S = Solid Surface

For ordering options, [see overview at the beginning of this section.](#)

The Joy family of seating is both stylish and highly adjustable. Choose from task chairs or stools, mesh or upholstered backs, six arm or armless styles. Find the perfect fit with a back height adjustment, lumbar support, seat slider, and standard or synchro-tilt controls. Joy is rated for up to 400lbs, making this series the go-to for a diverse range of users, as well as a broad range of applications and styles.

CONSTRUCTION

- Backs are formed with a steel tubular frame with black or white mesh or plywood fully upholstered
- Seats are manufactured of plywood with molded foam, 3" thick in the seat and 1" thick in upholstered backs
- Contoured seat with waterfall edge for ergonomic comfort
- Adjustable backs feature 5-position ratchet adjustment for personalization
- Lumbar adjustment features 4 positions
- Pneumatic lift for simple and easy seat height adjustment
- Synchro tilt control features back tilt, multi-angle and locking recline, tension control
- Seat slider is standard on upholstered back models and optional on mesh back models
- Black polyurethane arms with chrome accent, where applicable
- Black nylon or polished aluminum five star base
- Ships fully assembled
- Rated for up to 400lbs

HOW TO ORDER EXAMPLES

MESH BACK TASK CHAIR

Model No.	Description	Example
853	Mesh Back Color	MBBL
	Primary Upholstery	CF Stinson Nova Spotlight
	Arm	FBC1
	Control	SY
	Base	ALM BASE
	Caster	BHC

UPHOLSTERED BACK TASK CHAIR

Model No.	Description	Example
853U	Primary Upholstery	CF Stinson Nova Spotlight
	Accent Upholstery	UF Brisa Original Sand
	Arm	FBC1
	Base	ALM BASE
	Caster	BHC
	Stitch Detail	STD (No)
	Height Adj. Back	HGT ADJ YES

MESH BACK UPHOLSTERY OPTIONS

Our "Open Market" Joy Seating is available with a pre-selected black fabric.

The seats on all other Mesh Back Task Chairs and Stools are available in a wide variety of graded-in or contract options, including fabric, vinyl, and leather.

MESH BACK COLOR OPTIONS

MBBL	Black Mesh Back	\$	N/C
MBWH	White Mesh Back	\$	N/C

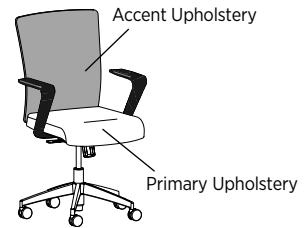
UPHOLSTERED BACK UPHOLSTERY OPTIONS

Available in single or contrasting upholsteries in a wide variety of graded-in or contract options, including fabric, vinyl, and leather.

Single Upholstery



Contrasting Upholstery



UPHOLSTERED BACK STITCH DETAIL

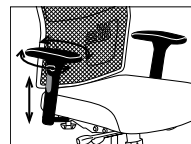
STD	No Stitch Detailing	STD
STITCH YES	Stitch Detailing	\$ N/C

UPHOLSTERED BACK HEIGHT ADJUSTMENT

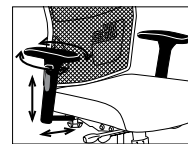
STD	No Height Adjustable Back	STD
HGT ADJ YES	5-Position Adjustable Back	\$ 109

ARM OPTIONS

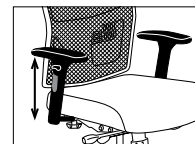
ACT2	Black Height Adjustable T with Sliding Pivot Pads	\$	STD
FBC1	Black Fixed Cantilever	\$	N/C
ACTF2	Black/Chrome Height Adjustable T with Fixed Arm Pads	\$	N/C
ACTF2W	Black/Chrome Height and Width Adjustable T with Fixed Arm Pads	\$	59
ACT2W	Black /Chrome Height and Width Adjustable T with Sliding Pivot Pads	\$	59



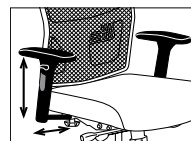
ACT2



ACT2W



ACTF2



ACTF2W



FBC1

MESH BACK TASK CHAIR CONTROL OPTIONS

SY	Swivel Synchro Tilt Control	STD
SS	Synchro Tilt Control with Seat Slider	\$ 33

BASE OPTIONS

BLK BASE	Black Fiberglass Reinforced Nylon Base	STD
ALM BASE	Polished Aluminum Base	\$ 115

CASTER OPTIONS

BCC	Black Dual Wheel Carpet Caster	STD
BHC	Black Soft Caster for Hard Surfaces	N/C
BG	Black Glides for All Surfaces	N/C
CHRC	Chrome-Rimmed Hard Surface Caster with Roll Control	\$ 398

CERTIFICATIONS & COMPLIANCE

- CAL 117-2013 Compliance
- Intertek Sustainability Certified
- BIFMA level®
- ANSI/BIFMA® Certified
- TSCA Title VI (CARB) Compliance
- Contributes to LEED®, Green Globes®, and WELL® Sustainable Programs



Mesh Back Armless: 850
[\(See Details\)](#)



Mesh Back Armless: 851
(Open Market)
[\(See Details\)](#)



Upholstered Back Armless: 850U
[\(See Details\)](#)



Mesh Back with Arm: 852
(Open Market)
[\(See Details\)](#)



Mesh Back with Arm: 853
[\(See Details\)](#)



Upholstered Back with Arm: 853U
[\(See Details\)](#)



Mesh Back Armless Stool: 854
(Open Market)
[\(See Details\)](#)



Mesh Back Armless Stool: 855
[\(See Details\)](#)



Upholstered Back Armless Stool: 855U
[\(See Details\)](#)



Mesh Back with Arm Stool: 856
(Open Market)
[\(See Details\)](#)



Mesh Back with Arm Stool: 857
[\(See Details\)](#)



Upholstered Back with Arm Stool: 857U
[\(See Details\)](#)

Item	Model No.	Chair Width	Chair Depth	Chair Height	Seat Width	Seat Depth	Seat Height	Arm Height	Ship Wt	Cubic Ft
ARMLESS TASK CHAIR WITH PRE-CONFIGURED UPHOLSTERY	851	20½	23	38-43	20½	20	17-22	-	46	26.4



Open Market Only

Must Specify (in this order):

- Model #
- Mesh Back Color
- Fabric
- Control Option
- Base
- Casters

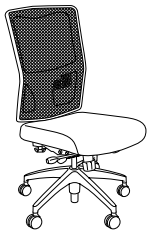
Description

- Standard with: Synchro Tilt Control, Adjustable Back Height with Lumbar Support, Black Nylon Base, and Black Carpet Casters
- Must Specify (SBFI) Black Fabric for Seat; See Below
- Rated For Users Up To 400lbs
- Specify Your Choice of [Mesh Back Color](#), [See Control Options](#), [Two Base Options](#), and [Four Caster Options](#)

Open Market Seat Options:

SBFI	Black Fabric	\$ 985
------	--------------	--------

Item	Model No.	Chair Width	Chair Depth	Chair Height	Seat Width	Seat Depth	Seat Height	Arm Height	Ship Wt	Cubic Ft
ARMLESS TASK CHAIR	850	20½	23	38-43	20½	20	17-22	-	46	20



Must Specify (in this order):

- Model #
- Mesh Back Color
- Upholstery
- Control Option
- Base
- Casters

Description

- Standard with: Synchro Tilt Control, Adjustable Back Height with Lumbar Support, Black Nylon Base, and Black Carpet Casters
- Rated For Users Up To 400lbs
- Specify Your Choice of Seat Upholstery, [Mesh Back Color](#), [See Control Options](#), [Two Base Options](#), and [Four Caster Options](#)

List Price/Grade	COM	1	2	3	4	5	6	7	8	9	10	L1	L2
Single Upholstery	1.00 \$	1318	1370	1414	1457	1522	1588	1682	1780	1894	2026	1648	1789

Item	Model No.	Chair Width	Chair Depth	Chair Height	Seat Width	Seat Depth	Seat Height	Arm Height	Ship Wt	Cubic Ft
ARMLESS TASK CHAIR WITH UPHOLSTERED BACK	850U	20½	23	38-43	20½	20	17-22	-	44	20



Shown with Optional Back Stitch Detail

Must Specify (in this order):

- Model #
- Primary Upholstery
- Accent Upholstery
- Base
- Casters
- Stitch Detail
- Adjustable Height Back

Description

- Standard with: Synchro Tilt Control with Seat Slider, Black Nylon Base, and Black Carpet Casters
- Available with Contrasting Upholsteries
- Optional 4" Stitch Detailing on Back; 7" Down From Top of Back
- Rated For Users Up To 400lbs
- Specify Your Choice of Upholstery, [Two Base Options](#), [Four Caster Options](#), [See Stitch Detailing](#), and [Adjustable Height Back Options](#)

List Price/Grade	COM	1	2	3	4	5	6	7	8	9	10	L1	L2
Single Upholstery	2.25 \$	1396	1513	1612	1709	1855	2004	2215	2436	2692	2989	2139	2456
Contrasting Upholstery													
Primary	1.00 \$	1396	1448	1492	1535	1600	1666	1760	1858	1972	2104	1726	1867
Accent	1.25 \$	0	65	120	174	255	338	455	578	720	885	413	589

For ordering options, [see overview at the beginning of this section.](#)

TASK + SWIVEL SEATING (850 SERIES)

Item	Model No.	Chair Width	Chair Depth	Chair Height	Seat Width	Seat Depth	Seat Height	Arm Height	Ship Wt	Cubic Ft
TASK CHAIR WITH ARM WITH PRE-CONFIGURED UPHOLSTERY	852	25½	23	38-43	20½	20	17-22	24½-27	46	20



Open Market Only

Must Specify (in this order):

- Model #
- Mesh Back Color
- Fabric
- Arm
- Control Option
- Base
- Casters

Description

- Standard with: Synchro Tilt Control, Adjustable Back Height with Lumbar Support, Black Height Adjustable T Arms with Sliding Pivot Pads, Black Nylon Base, and Black Carpet Casters
- Rated For Users Up To 400lbs
- Must Specify (SBFI) Black Fabric for Seat; See Below
- Specify Your Choice of [Mesh Back Color](#), [See Arm Options](#), [See Control Options](#), [Two Base Options](#), and [Four Caster Options](#)

Open Market Seat Options:

SBFI	Black Fabric	\$ 1163
------	--------------	---------

Item	Model No.	Chair Width	Chair Depth	Chair Height	Seat Width	Seat Depth	Seat Height	Arm Height	Ship Wt	Cubic Ft
TASK CHAIR WITH ARM	853	25½	23	38-43	20½	20	17-22	24½-27	46	20



Must Specify (in this order):

- Model #
- Mesh Back Color
- Upholstery
- Arm
- Control Option
- Base
- Casters

Description

- Standard with: Synchro Tilt Control, Adjustable Back Height with Lumbar Support, Black Height Adjustable T Arms with Sliding Pivot Pads, Black Nylon Base, and Black Carpet Casters
- Rated For Users Up To 400lbs
- Specify Your Choice of Seat Upholstery, [Mesh Back Color](#), [See Arm Options](#), [See Control Options](#), [Two Base Options](#), and [Four Caster Options](#)

List Price/Grade	COM	1	2	3	4	5	6	7	8	9	10	L1	L2
Single Upholstery	1.00	\$ 1500	1552	1596	1639	1704	1770	1864	1962	2076	2208	1830	1971

Item	Model No.	Chair Width	Chair Depth	Chair Height	Seat Width	Seat Depth	Seat Height	Arm Height	Ship Wt	Cubic Ft
TASK CHAIR WITH ARM AND UPHOLSTERED BACK	853U	25½	23	38-43	20½	20	17-22	24½-27	46	20



Shown with FBC1 Arm Option

Must Specify (in this order):

- Model #
- Primary Upholstery
- Accent Upholstery
- Arm
- Base
- Casters
- Stitch Detail
- Adjustable Height Back

Description

- Standard with: Synchro Tilt Control with Seat Slider, Black Height Adjustable T Arms with Sliding Pivot Pads, Black Nylon Base, and Black Carpet Casters
- Available in Contrasting Upholsteries
- Optional 4" Stitch Detailing on Back; 7" Down From Top of Back
- Rated For Users Up To 400lbs
- Specify Your Choice of Upholstery, [See Arm Options](#), [Two Base Options](#), [See Stitch Detailing](#), [Adjustable Height Back Options](#) and [Four Caster Options](#)

List Price/Grade	COM	1	2	3	4	5	6	7	8	9	10	L1	L2
Single Upholstery	2.25	\$ 1622	1739	1838	1935	2081	2230	2441	2662	2918	3215	2365	2682
Contrasting Upholstery													
Primary	1.00	\$ 1622	1674	1718	1761	1826	1892	1986	2084	2198	2330	1952	2093
Accent	1.25	\$ 0	65	120	174	255	338	455	578	720	885	413	589

For ordering options, [see overview at the beginning of this section.](#)

Item	Model No.	Chair Width	Chair Depth	Chair Height	Seat Width	Seat Depth	Seat Height	Arm Height	Ship Wt	Cubic Ft
ARMLESS STOOL WITH PRE-CONFIGURED UPHOLSTERY	854	20½	21	47-57¾	20½	18	24¼-35	-	51	26.5



Open Market Only

Must Specify (in this order):

- Model #
- Mesh Back Color
- Fabric
- Base
- Casters

Description

- Standard with: Adjustable Back Height with Lumbar Support, Black Nylon Base, Black Carpet Casters, and 20" Adjustable Chrome Foot Ring
- Foot Ring Has 8" Adjustment Range
- Must Specify (SBFI) Black Fabric for Seat; See Below
- Seat Slider Not Available on Stools
- Rated For Users Up To 400lbs
- Specify Your Choice of [Mesh Back Color](#), [Two Base Options](#), and [Four Caster Options](#)

Open Market Seat Options:

SBFI	Black Fabric	\$ 1047
------	--------------	---------

ARMLESS STOOL	855	20½	21	47-57¾	20½	18	24¼-35	-	51	26.5
---------------	-----	-----	----	--------	-----	----	--------	---	----	------



Must Specify (in this order):

- Model #
- Mesh Back Color
- Upholstery
- Base
- Casters

Description

- Standard with: Adjustable Back Height with Lumbar Support, Black Nylon Base, Black Carpet Casters, and 20" Adjustable Chrome Foot Ring
- Foot Ring Has 8" Adjustment Range
- Seat Slider Not Available on Stools
- Rated For Users Up To 400lbs
- Specify Your Choice of Seat Upholstery, [Mesh Back Color](#), [Two Base Options](#), and [Four Caster Options](#)

List Price/Grade	COM	1	2	3	4	5	6	7	8	9	10	L1	L2
Single Upholstery	0.75	\$ 1383	1422	1455	1487	1536	1586	1656	1730	1815	1914	1631	1736

For ordering options, [see overview at the beginning of this section.](#)

TASK + SWIVEL SEATING (850 SERIES)

Item	Model No.	Chair Width	Chair Depth	Chair Height	Seat Width	Seat Depth	Seat Height	Arm Height	Ship Wt	Cubic Ft
ARMLESS STOOL WITH UPHOLSTERED BACK	855U	20½	21	47-57¾	20½	18	24¼-35	-	49	26.5



Shown with Optional Back Stitch Detail

Must Specify (in this order):
 Model #
 Primary Upholstery
 Accent Upholstery
 Base
 Casters
 Stitch Detail
 Adjustable Height Back

Description

- Standard with: Black Nylon Base, Black Carpet Casters, and 20" Adjustable Chrome Foot Ring
- Available in Contrasting Upholsteries
- Optional 4" Stitch Detailing on Back; 7" Down From Top of Back
- Foot Ring Has 8" Adjustment Range
- Seat Slider Not Available on Stools
- Rated For Users Up To 400lbs
- Specify Your Choice of Upholstery, [Two Base Options](#), [Four Caster Options](#), [See Back Stitch Detail](#), and [Adjustable Height Back Options](#)

List Price/Grade	COM	1	2	3	4	5	6	7	8	9	10	L1	L2
Single Upholstery	2.00 \$	1505	1609	1697	1783	1913	2045	2233	2429	2657	2921	2165	2447
Contrasting Upholstery													
Primary	0.75 \$	1505	1544	1577	1609	1658	1658	1778	1852	1937	2036	1753	1858
Accent	1.25 \$	0	65	120	174	255	337	455	577	720	885	412	589

STOOL WITH ARM, PRE-CONFIGURED UPHOLSTERY	856	25½	21	47-57¾	20½	18	24¼-35	31¼-42½	51	26.5
--	-----	-----	----	--------	-----	----	--------	---------	----	------



Open Market Only

Must Specify (in this order):
 Model #
 Mesh Back Color
 Fabric
 Arm
 Base
 Casters

Description

- Standard with: Adjustable Back Height with Lumbar Support, Black Nylon Base, Black Carpet Casters, and 20" Adjustable Chrome Foot Ring
- Foot Ring Has 8" Adjustment Range
- Must Specify (SBFI) Black Fabric for Seat; See Below
- Seat Slider Not Available on Stools
- Rated For Users Up To 400lbs
- Specify Your Choice of [Mesh Back Color](#), [See Arm Options](#), [See Control Options](#), [Two Base Options](#), and [Four Caster Options](#)

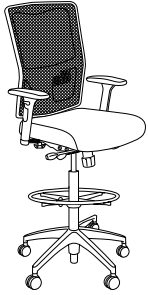
Open Market Seat Options:

SBFI	Black Fabric	\$	1228
------	--------------	----	------

For ordering options, [see overview at the beginning of this section.](#)

TASK + SWIVEL SEATING (850 SERIES)

Item	Model No.	Chair Width	Chair Depth	Chair Height	Seat Width	Seat Depth	Seat Height	Arm Height	Ship Wt	Cubic Ft
STOOL WITH ARM	857	25½	21	47-57¾	20½	18	24¼-35	31¾-42½	51	26.5



Description

- Standard with: Adjustable Back Height with Lumbar Support, Black Nylon Base, Black Carpet Casters, and 20" Adjustable Chrome Foot Ring
- Foot Ring Has 8" Adjustment Range
- Seat Slider Not Available on Stools
- Rated For Users Up To 400lbs
- Specify Your Choice of Seat Upholstery, [Mesh Back Color](#), [See Arm Options](#), [Two Base Options](#), [See Back Stitch Detail](#), and [Four Caster Options](#)

Must Specify (in this order):

- Model #
- Mesh Back Color
- Upholstery
- Arm
- Base
- Casters

List Price/Grade	COM	1	2	3	4	5	6	7	8	9	10	L1	L2
Single Upholstery	0.75 \$	1563	1602	1635	1667	1716	1766	1836	1910	1995	2094	1811	1916

STOOL WITH ARM AND UPHOLSTERED BACK	857U	25½	21	47-57¾	20½	18	24¼-35	31¾-42½	49	26.5
-------------------------------------	------	-----	----	--------	-----	----	--------	---------	----	------



Shown with
FBCI Arm Option

Description

- Standard with: Black Nylon Base, Black Carpet Casters, and 20" Adjustable Chrome Foot Ring
- Available in Contrasting Upholsteries
- Optional 4" Stitch Detailing on Back; 7" Down From Top of Back
- Foot Ring Has 8" Adjustment Range
- Seat Slider Not Available on Stools
- Rated For Users Up To 400lbs
- Specify Your Choice of Upholstery, [Two Base Options](#), [Four Caster Options](#), [See Back Stitch Detail](#), and [Adjustable Height Back Options](#)

List Price/Grade	COM	1	2	3	4	5	6	7	8	9	10	L1	L2
Single Upholstery	2.00 \$	1731	1835	1923	2009	2139	2271	2459	2655	2883	3147	2391	2673
Contrasting Upholstery													
Primary (Seat)	0.75 \$	1731	1770	1803	1835	1884	1934	2004	2078	2163	2262	1979	2084
Accent (Back)	1.25 \$	0	65	120	174	255	337	455	577	720	885	412	589

Must Specify (in this order):

- Model #
- Primary Upholstery
- Accent Upholstery
- Arm
- Base
- Casters
- Stitch Detail
- Adjustable Height Back

For ordering options, [see overview at the beginning of this section.](#)

Handsome styling with elegant detailing makes Kennerly a mainstay for today's traditional environments. Precisely placed trim nails and button-tufted or plain back models complete the line. Swivels feature swivel-tilt control with pneumatic height adjustment.

CONSTRUCTION

- Exposed wood components and chair frame are manufactured using European Beech and are free of spirits, discoloration, pits, shakes, and wormholes; base caps are manufactured using select maple
- All chair joints are double-doweled or mortised and tenoned, screwed, and glued for maximum strength and durability
- All seats feature corner blocking
- Frames are individually hand assembled and sanded prior to being finished
- Non-marring nylon glides included in each leg at floor level
- If applicable, caster options include hooded casters available in black, brass and silver or choose black soft casters for hard surfaces
- High Grade Polyurethane Foam, 1½" thick in the seat and back
- Textiles are sewn with double stitch seams
- High quality sinuous springs with weight distribution rods ensure a comfortable seating application
- Seating rated for users up to 275lbs
- Ships fully assembled

HOW TO ORDER EXAMPLE

Model No.	Description	Example
132TB	Finish	DC
	Upholstery	Cortina Davenport Bark
	Nail Trim	NABRS
	Control	KT
	Casters	BLCS

WOOD FINISHES

Indiana Furniture uses a multi-step, hand finishing process on all exposed wood frames.

Chairs feature a catalyzed varnish finish which offers durability, lasting beauty, and resistance to normal wear.

AW	Artisan Walnut	MW	Mahogany Walnut
AS	Asian Night	MAS	Mesa Sunset*
BW	Beigewood*	MTS	Metropolis Sky
BL	Black	MNR	Midnight Run
CO	Columbian Walnut	NTM	Natural Marrone*
DC	Dark Cherry	ORW	Oak Riftwood*
DFW	Dark Forest Walnut*	PNW	Pinnacle Walnut
WH	Designer White	PTK	Portico Teak*
EF	Espresso	RC	River Cherry*
FO	Fawn Oak*	SCH	Select Cherry
FLW	Florence Walnut*	SPW	Sepia Walnut*
GC	Golden Cherry	SKC	Shaker Cherry
HVM	Harvest Maple*	SBP	Smoky Brown Pear*
HW	Harvest Walnut	TK	Studio Teak
HNW	Henna Walnut	SM	Sugar Maple
KHE	Kirsche	WTA	Weathered Ash*
LW	Legacy Walnut	WNB	White Nebbia
		WC	Williamsburg Cherry

* Finish is Low Sheen

UPHOLSTERY OPTIONS

Available in single upholstery in a wide variety of graded-in or contract options, including fabric, vinyl, and leather.

NAIL TRIM OPTIONS

NABRS	Brass Nail Trim	STD
NSLVR	Silver Nail Trim	\$ N/C
NONT	No Nail Trim	\$ N/C

CONTROL OPTIONS (IF APPLICABLE)

STD	Swivel-Tilt with Adjustable Tension Spring	STD
KT	Knee-Tilt Control	\$ 299

CASTER OPTIONS (IF APPLICABLE)

BRCS	Brass Hooded Casters	STD
BLCS	Black Hooded Casters	\$ N/C
SLCS	Silver Hooded Casters	\$ N/C
BHC	Black Soft Caster for Hard Surfaces	\$ N/C


(Available on 132TB and 132 only)

GLIDE OPTIONS (FOR MODELS WITHOUT CASTERS)

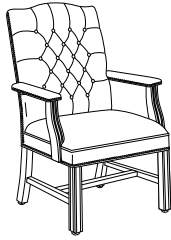
STD	Nylon Glides	STD
FELT	Felt Glides	\$ N/C

CERTIFICATIONS & COMPLIANCE

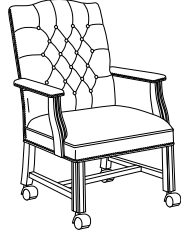
- CAL 117-2013 Compliance
- Intertek Sustainability Certified
- BIFMA level® Certified
- BIFMA Compliant® Certified
- TSCA Title VI (CARB) Compliance
- Contributes to LEED®, Green Globes®, and WELL® Sustainable Programs




Tufted High Back
Swivel:
132TB
[\(See Details\)](#)



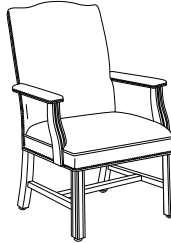
Tufted High Back
Guest:
136TB
[\(See Details\)](#)



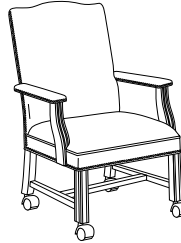
Tufted High Back on
Casters:
138TB
[\(See Details\)](#)



High Back
Swivel:
132
[\(See Details\)](#)




High Back
Guest:
136
[\(See Details\)](#)



High Back on
Casters:
138
[\(See Details\)](#)

Item	Model No.	Chair Width	Chair Depth	Chair Height	Seat Width	Seat Depth	Seat Height	Arm Height	Ship Wt	Cubic Ft
TUFTED HIGH BACK SWIVEL	132TB	27	26	40-43	21	18	16-20	27-30	72	20



Description

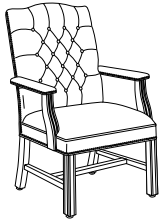
- Standard with: Swivel Tilt Control with Adjustable Tension, Pneumatic Height Adjustment, Tufted Back, Brass Nail Trim, 5-Star Base with Decorative Hardwood Caps, and Brass Hooded Dual Wheel Casters
- Additional Options: [See Nail Trim Options](#), [Knee-Tilt Control Option](#), and [Four Casters Options](#)

List Price/Grade	Yards	COM/1	2	3	4	5	6	7	8	9	10	L1	L2
Single Upholstery	3.00	\$ 2573	2729	2861	2990	3185	3383	3665	3959	4301	4697	3563	3986

Must Specify (in this order):

- Model #
- Finish
- Upholstery
- Nail Trim
- Control
- Caster

TUFTED HIGH BACK GUEST	136TB	26½	27½	41½	21¼-19½	17¾	18	28	44	23.4
------------------------	-------	-----	-----	-----	---------	-----	----	----	----	------



Description

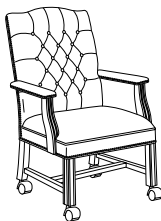
- Standard with: Tufted Back, Brass Nail Trim, and Nylon Glides
- Seat is Slightly Wider in Front
- [See Nail Trim Options](#)

List Price/Grade	Yards	COM/1	2	3	4	5	6	7	8	9	10	L1	L2
Single Upholstery	3.00	\$ 2227	2383	2515	2644	2839	3037	3319	3613	3955	4351	3217	3640

Must Specify (in this order):

- Model #
- Finish
- Upholstery
- Nail Trim
- Glide

TUFTED HIGH BACK GUEST ON CASTERS	138TB	26½	27½	41½	21¼-19½	17¾	18	28	44	23.4
-----------------------------------	-------	-----	-----	-----	---------	-----	----	----	----	------



Description

- Standard with: Tufted Back, Brass Nail Trim, and Brass Hooded Dual Wheel Casters
- Seat is Slightly Wider in Front
- Additional Options: [See Nail Trim Options](#) and [Four Casters Options](#)


List Price/Grade	Yards	COM/1	2	3	4	5	6	7	8	9	10	L1	L2
Single Upholstery	3.00	\$ 2300	2456	2588	2717	2912	3110	3392	3686	4028	4424	3290	3713

Must Specify (in this order):

- Model #
- Finish
- Upholstery
- Nail Trim
- Caster

For ordering options, [see overview at the beginning of this section.](#)

Item	Model No.	Chair Width	Chair Depth	Chair Height	Seat Width	Seat Depth	Seat Height	Arm Height	Ship Wt	Cubic Ft
HIGH BACK SWIVEL	132	27	26	40-43	21	18	16-20	27-30	72	20



Description

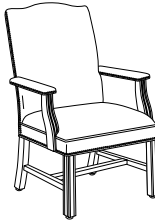
- Standard with: Swivel Tilt Control with Adjustable Tension, Pneumatic Height Adjustment, Brass Nail Trim, 5-Star Base with Decorative Hardwood Caps, and Brass Hooded Dual Wheel Casters
- Additional Options: [See Nail Trim Options](#), [Knee-Tilt Control Option](#), and [Four Casters Options](#)

List Price/Grade	Yards	COM/1	2	3	4	5	6	7	8	9	10	L1	L2
Single Upholstery	2.50	\$ 2388	2518	2628	2736	2898	3063	3298	3543	3828	4158	3213	3566

Must Specify (in this order):

- Model #
- Finish
- Upholstery
- Nail Trim
- Control
- Caster

HIGH BACK GUEST	136	26½	27½	41½	21¼-19¾	17¾	18	28	44	23.4
-----------------	-----	-----	-----	-----	---------	-----	----	----	----	------



Description

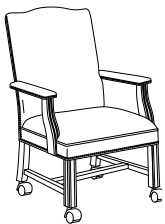
- Standard with: Brass Nail Trim and Nylon Glides
- Seat is Slightly Wider in Front
- [See Nail Trim Options](#)

List Price/Grade	Yards	COM/1	2	3	4	5	6	7	8	9	10	L1	L2
Single Upholstery	2.50	\$ 2036	2166	2276	2384	2546	2711	2946	3191	3476	3806	2861	3214

Must Specify (in this order):

- Model #
- Finish
- Upholstery
- Nail Trim

HIGH BACK GUEST ON CASTERS	138	26½	27½	41½	21¼-19¾	17¾	18	28	44	23.4
----------------------------	-----	-----	-----	-----	---------	-----	----	----	----	------



Description

- Standard with: Brass Nail Trim and Brass Hooded Dual Wheel Casters
- Seat is Slightly Wider in Front
- Additional Options: [See Nail Trim Options](#) and [Four Casters Options](#)

List Price/Grade	Yards	COM/1	2	3	4	5	6	7	8	9	10	L1	L2
Single Upholstery	2.50	\$ 2108	2238	2348	2456	2618	2783	3018	3263	3548	3878	2933	3286

Must Specify (in this order):

- Model #
- Finish
- Upholstery
- Nail Trim
- Caster

For ordering options, [see overview at the beginning of this section.](#)

A modern collection designed to address a wide range of applications for today’s social workplaces and community spaces. KickStart’s flexible lounge and table offerings combine with collaborative elements to create inviting spaces for people to gather, work, re-energize, and learn.

The collection’s classic forms and refined scale are enhanced through precise details, tailored upholstery and a horizontal stitch detail. Two back styles, with or without a pillow, combine with upholstery options to create a versatile aesthetic ranging from sophisticated to casual.

CONSTRUCTION

- Internal wood components and frame are manufactured using Baltic Birch and European Beech
- Frames are individually hand assembled, and all chair joints are mortised and tenoned, screwed and glued for maximum strength and durability
- Metal legs are 9”H and are available in Aluminum or Chrome
- Non-marring Nylon Glides included in each leg at floor level
- High Grade Polyurethane Foam, 3½” thick in the seat and 2” thick in the back
- Optional Accent Pillow Backs, measuring 22½” x 3¼” x 13½” are attached with a nylon hook and loop material
- Modular units and tables connect using pre-installed metal ganging brackets
- Upholstered units ship fully assembled, while tables may require some assembly
- Tablet Arm surface measures 10” x 14” x 1”
- Tablet Arm surface and Tables feature Square edge profile
- Seating rated for users up to 275lbs

HIGH SURROUND UPHOLSTERY OPTIONS

To ensure a proper fit and finish on the High Surround feature of the KickStart models, we will require upholsteries to fit within a specific range of stretch. To make specification easier for you, we have pre-approved upholsteries for the High Surround feature. These are included on the [Stinson Revive Card](#) and [Momentum Kickstart Card](#) and can be found at www.IndianaFurniture.com. They include:

- | | | |
|-------------------|--------------------|-----------------|
| Ace (GR4) | Drift (GR6) | Outlander (GR4) |
| Artisan (GR3) | Ego (GR1) | Ritz (GR4) |
| Baxter (GR4) | Harrison (GR5) | Sarto (GR5) |
| Blip (GR3) | Highlight (GR4) | Scatter (GR1) |
| Bryant Park (GR3) | Inside Track (GR4) | Shift (GR4) |
| Carson CV (GR1) | Lorelai (GR6) | Sprint (GR3) |
| Crespo (GR1) | Moby (GR3) | |
| Cush (GR3) | Nestle (GR1) | |

All other upholsteries need approval prior to application. See the [Approval Form](#) for more information.

HOW TO ORDER EXAMPLE

UPHOLSTERED MODELS

Model No.	Description	Example
550H	Primary Upholstery	Mayer Fedora Fawn
	High Surround Upholstery	CF Stinson Outlander Acorn
	Accent Pillow Upholstery (if applicable)	Mayer Fedora Light Grey
	Leg Color	CHRM
	Tablet Arm Material/Location (if applicable)	TL
	Tablet Arm Color (if applicable)	WTA
	Power/Color/Location (if applicable)	ECSL

TABLES

Model No.	Description	Example
550-2426GT	Table Color/Finish	WTA
	Leg Color	CHRM
	Power/Color/Location	PWRUSBA

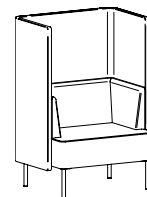
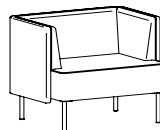
UPHOLSTERY RECOMMENDATIONS

Available in single or contrasting upholsteries in a wide variety of graded-in or contract options, including fabric, vinyl, and leather.

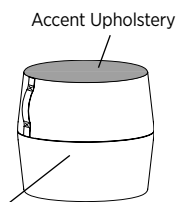
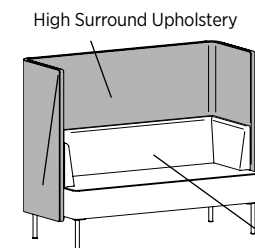
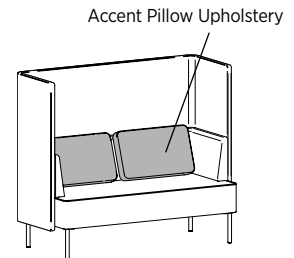
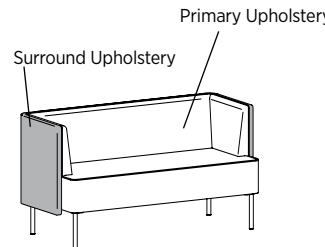
The use of upholstery patterns and stripes is highly discouraged as they may result in alignment issues.

SINGLE AND CONTRASTING UPHOLSTERY OPTIONS

Single Upholstery



Contrasting Upholstery



LEG OPTIONS

Must specify leg color.

- ALUM Aluminum Legs
- CHRM Chrome Legs

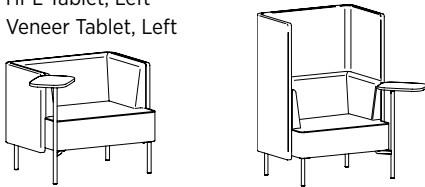
For Bistro Tables

- ALUM Aluminum Legs STD
- CHRM Chrome Legs \$ 108

TABLET ARM OPTIONS

Note: Specified by Facing the Chair

- TR TFL Tablet, Right \$ 640
- PR HPL Tablet, Right \$ 766
- WR Veneer Tablet, Right \$ 766
- TL TFL Tablet, Left \$ 640
- PL HPL Tablet, Left \$ 766
- WL Veneer Tablet, Left \$ 766



TFL (T) AND HPL (P) LAMINATE OPTIONS

WOODGRAIN

- | | |
|---------------------|------------------------|
| AS Asian Night | PNW Pinnacle Walnut |
| BW Beigewood | PTK Portico Teak |
| CO Columbian Walnut | RC River Cherry |
| EF Espresso | SCH Select Cherry |
| FLW Florence Walnut | SPW Sepia Walnut |
| GC Golden Cherry | SKC Shaker Cherry |
| HVM Harvest Maple | SBP Smoky Brown Pear |
| KHE Kirsche | TK Studio Teak |
| MW Mahogany Walnut | SM Sugar Maple |
| MNR Midnight Run | WTA Weathered Ash |
| NTM Natural Marrone | WNB White Nebbia |
| ORW Oak Riftwood | WC Williamsburg Cherry |

SOLID

- | | |
|-------------------|------------------|
| BL Black | FHG Fashion Grey |
| WH Designer White | SG Slate Grey |

VENEER (W) OPTIONS

Veneer tops feature UVAdvantage, an ultra-violet finish, on all exposed surfaces by utilizing roll-coat UV technology.

- | | |
|------------------------|------------------------|
| AW Artisan Walnut | MW Mahogany Walnut |
| AS Asian Night | MAS Mesa Sunset* |
| CO Columbian Walnut | MTS Metropolis Sky |
| DC Dark Cherry | PNW Pinnacle Walnut |
| DFW Dark Forest Walnut | ORW Oak Riftwood* |
| EW Espresso | SCH Select Cherry |
| FO Fawn Oak* | SKC Shaker Cherry |
| GC Golden Cherry | SM Sugar Maple |
| HW Harvest Walnut | WTA Weathered Ash* |
| HNW Henna Walnut | WC Williamsburg Cherry |
| LW Legacy Walnut | |

* Finish is Low Sheen

POWER OPTIONS

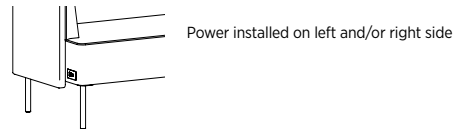
Note: Specified by Facing the Chair

Power locations for lounge units are located 11¼" up from the glide and 3½" in from the outside of the arm. For modular units, the power is located 11¼" up from the glide and 4" in from the outside of the unit.

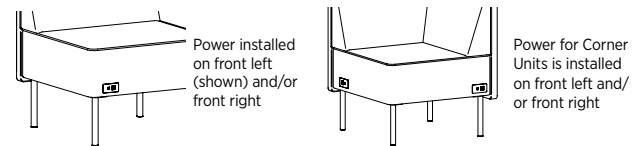
Up to two (2) ECA power ports may be used in each upholstered unit. ECA Power port comes with one (1) outlet and two (2) USB

- | | | |
|-------|---------------------------------------|---------|
| ECSL | ECA Cove, Left Port, Silver | \$ 975 |
| ECSR | ECA Cove, Right Port, Silver | \$ 975 |
| ECSLR | ECA Cove, Left and Right Port, Silver | \$ 1950 |
| ECBL | ECA Cove, Left Port, Black | \$ 975 |
| ECBR | ECA Cove, Right Port, Black | \$ 975 |
| ECBLR | ECA Cove, Left and Right Port, Black | \$ 1950 |

Standard Upholstered Units offer power ports on left and/or right side of unit



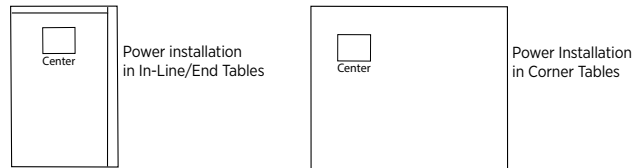
Modular Upholstered Units offer power ports on front left and/or front right of unit



Modular Ganging Tables:

Note: Does Not Include Bistro Tables

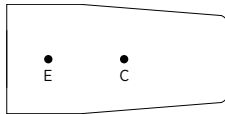
- | | | |
|-------------|--|--------|
| EPWRUSBA | ECA Cove, Aluminum | \$ 884 |
| EPWRUSBB | ECA Cove, Black | \$ 884 |
| 01-DOCK950W | Dock 950 Wireless Charger, White, Specify Location | \$ 265 |
| 01-DOCK950B | Dock 950 Wireless Charger, Black, Specify Location | \$ 265 |
| 01-DOCK150W | Dock 150 Wireless & USB Charger, White, Specify Location | \$ 405 |
| 01-DOCK150B | Dock 150 Wireless & USB Charger, Black, Specify Location | \$ 405 |



POWER OPTIONS - ECA COVE CONTINUED

Media Table:

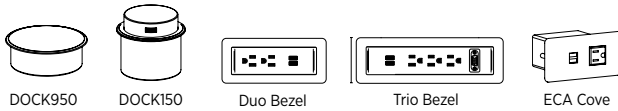
01-DUOBEZELW	Duo Bezel, White, Specify Location	\$ 675
01-DUOBEZELB	Duo Bezel, Black, Specify Location	\$ 675
01-DUOBEZELS	Duo Bezel, Silver, Specify Location	\$ 675
01-TRIOBEZELW	Trio Bezel, White, Specify Location	\$ 725
01-TRIOBEZELB	Trio Bezel, Black, Specify Location	\$ 725
01-TRIOBEZELS	Trio Bezel, Silver, Specify Location	\$ 725
01-DOCK950W	Dock 950 Wireless Charger, White, Specify Location	\$ 265
01-DOCK950B	Dock 950 Wireless Charger, Black, Specify Location	\$ 265
01-DOCK150W	Dock 150 Wireless & USB Charger, White, Specify Location	\$ 405
01-DOCK150B	Dock 150 Wireless & USB Charger, Black, Specify Location	\$ 405



Power locations for Media Table are End, Center, or End and Center

E = End C = Center EC = End and Center

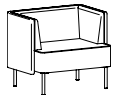
E = 12" from monitor end
C = Centered



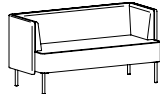
CERTIFICATIONS & COMPLIANCE

- CAL 117-2013 Compliance
- Intertek Sustainability Certified
- BIFMA level® Certified
- BIFMA Compliant® Certified
- TSCA Title VI (CARB) Compliance
- Contributes to LEED®, Green Globes®, and WELL® Sustainable Programs

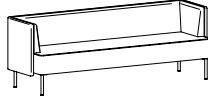
Standard Components



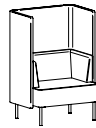
Club Chair:
550
[\(See Details\)](#)



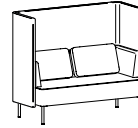
Settee:
5502
[\(See Details\)](#)



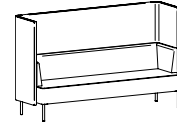
Sofa:
5503
[\(See Details\)](#)



Club Chair with High Surround:
550H
[\(See Details\)](#)



Settee with High Surround: 5502H
(Shown with optional pillows)
[\(See Details\)](#)



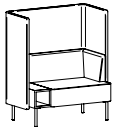
Sofa with High Surround: 5503H
[\(See Details\)](#)



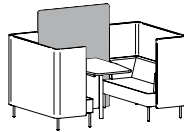
Pouffe:
550-1617PF
[\(See Details\)](#)

Booth Settee with High Surround:
5502HR (Right)
5502HL (Left)
[\(See Details\)](#)

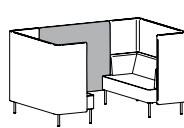
Booth Sofa with High Surround:
5503HR (Right)
5503HL (Left)
[\(See Details\)](#)



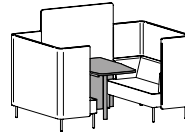
Club Nook with High Surround:
550HNR (Right)
550HNL (Left)
[\(See Details\)](#)



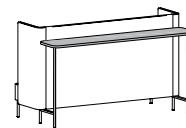
High Surround Center Panel:
5560HP (TFL)
5560HPV (Veneer)
5560HPU (Upholstered)
[\(See Details\)](#)



Low Surround Center Panel:
5540HP (TFL)
5540HPV (Veneer)
5540HPU (Upholstered)
[\(See Details\)](#)



Media Peninsula:
550-3072MPS (TFL)
550-3072MPSH (HPL)
550-3072MPSV (Veneer)
550-3048MPS (TFL)
550-3048MPSH (HPL)
550-3048MPSV (Veneer)
[\(See Details\)](#)



Bistro Table:
550-1681BT (TFL)
550-1681BTH (HPL)
550-1681BTV (Veneer)
550-1657BT (TFL)
550-1657BTH (HPL)
550-1657BTV (Veneer)
[\(See Details\)](#)

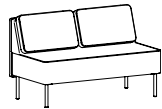


Purse Hook:
01-HOOK
[\(See Details\)](#)

Modular Components



Modular Club Chair: 550N
[\(See Details\)](#)



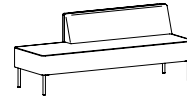
Modular Settee: 5502N
(Shown with optional pillows)
[\(See Details\)](#)




Modular Sofa: 5503N
[\(See Details\)](#)




Modular Chaise Settee:
5502CR (Right)
5502CL (Left)
[\(See Details\)](#)




Modular Chaise Sofa:
5503CR (Right)
5503CL (Left)
[\(See Details\)](#)



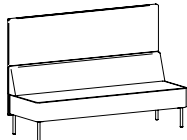
Modular Corner Unit:
550-90C
[\(See Details\)](#)




Modular Club Chair with High Surround: 550NH
[\(See Details\)](#)




Modular Settee with High Surround: 5502NH
[\(See Details\)](#)



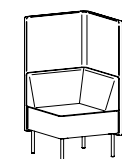
Modular Sofa with High Surround: 5503NH
[\(See Details\)](#)




Modular Chaise Settee with High Surround:
5502CHR (Right)
5502CHL (Left)
[\(See Details\)](#)



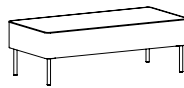
Modular Chaise Sofa with High Surround:
5503CHR (Right)
5503CHL (Left)
[\(See Details\)](#)



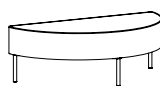
Modular Corner Unit with High Surround: 550-90CH
[\(See Details\)](#)



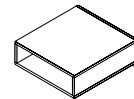
Ottoman:
550-2424OT
[\(See Details\)](#)



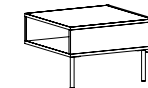
Bench:
550-5024RT
[\(See Details\)](#)



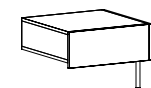
Half Round Bench:
550-5024HR
[\(See Details\)](#)



In-Line Table:
550-2426GT (TFL)
550-2426GTH (HPL)
550-2426GTV (Veneer)
550-1826GT (TFL)
550-1826GTH (HPL)
550-1826GTV (Veneer)
[\(See Details\)](#)

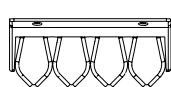
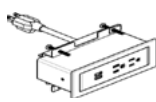


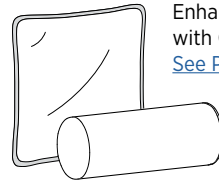
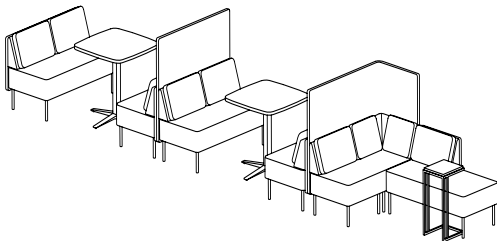
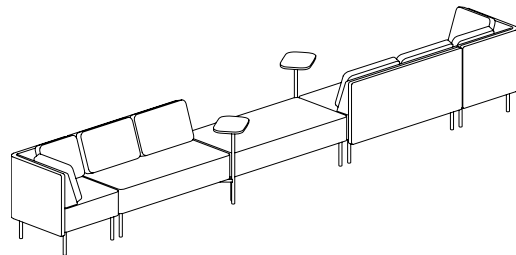
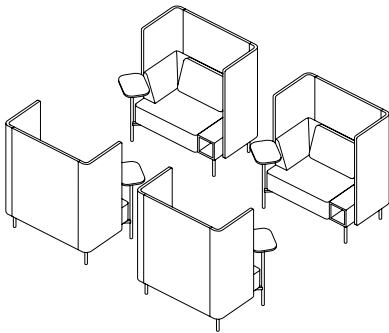
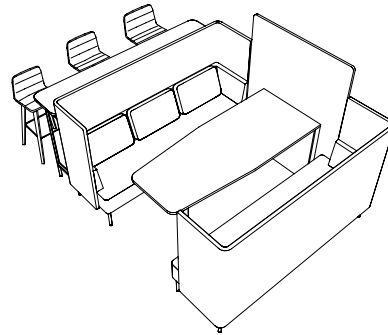
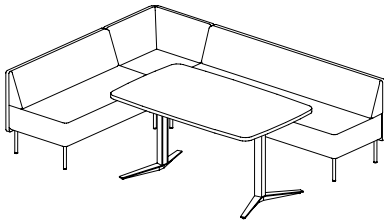
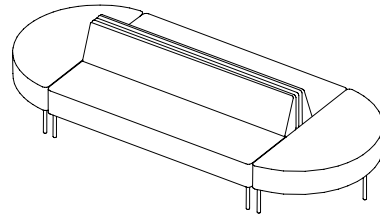
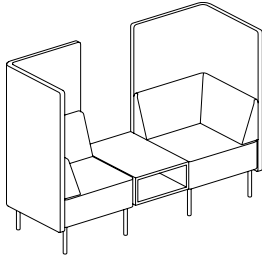
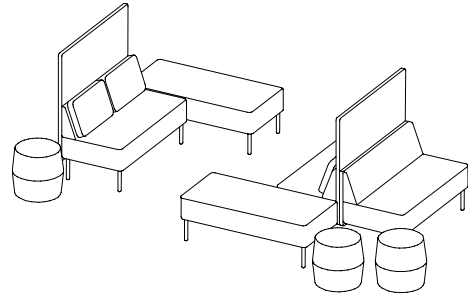
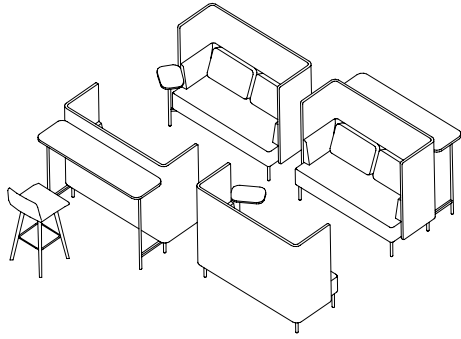
End Table:
550-2426ET (TFL)
550-2426ETH (HPL)
550-2426ETV (Veneer)
550-1826ET (TFL)
550-1826ETH (HPL)
550-1826ETV (Veneer)
[\(See Details\)](#)



Corner Table:
550-9026CGT (TFL)
550-9026CGTH (HPL)
550-9026CGTV (Veneer)
[\(See Details\)](#)

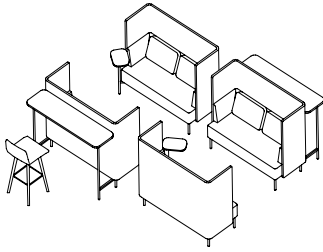
Power + Accessories





Enhance your space
with Cush Pillows.
[See Product Details.](#)

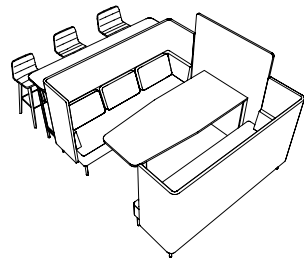
Item	Model No.	Width	Depth	Height	Ship Wt	Cubic Ft	List Price
HIGH SURROUNDS AND BISTRO TABLES	550-1	126	152	49	665	277.6	29681



CONSISTS OF:		QTY		
5502H	2	Settee with High Surround (Gr 1) Shown with Optional Pillows	\$	12976
5502H	1	Settee with High Surround (Gr 1) Shown with Optional Pillows and HPL Tablet Arm, Left	\$	6488
5502H	1	Settee with High Surround (Gr 1) Shown with Optional Pillows and HPL Tablet Arm, Right	\$	6488
550-1657BTH	2	Bistro Table, HPL with Aluminum Leg	\$	2298
NAS-1C	1	Natta Stool (Gr 1)	\$	1431

Products are available as left or right and with other features, where applicable
 Width includes 12" between settees and Depth includes 48" between facing settees
 Grade 1 single upholstery and standard aluminum table leg pricing
 List prices do not include optional pillows or tablet arm

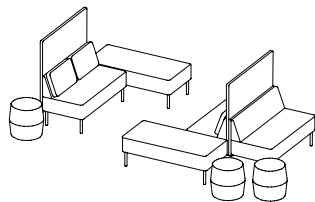
HIGH SURROUND BOOTH AND BISTRO TABLE	550-2	116 ½	81	60	623	252.8	20565
--------------------------------------	-------	-------	----	----	-----	-------	-------



CONSISTS OF:		QTY		
5503HL	1	Booth Sofa with High Surround, Left (Gr 1) Shown with Optional Pillows	\$	8341
5503HR	1	Booth Sofa with High Surround, Right (Gr 1) Shown with Optional Pillows	\$	8341
5560HPU	1	Upholstered High Surround Center Panel for Media Table (Gr 1)	\$	1078
550-3072MPS	1	Media Peninsula, TFL	\$	1776
550-1681BT	1	Bistro Table, TFL with Aluminum Leg	\$	1029

Products are available as left or right and with other features, where applicable
 Grade 1 with standard metal leg pricing
 List prices do not include optional pillows

SETTEE + BENCHES + POUFFES	550-4	156	96	49	264	178.4	16806
----------------------------	-------	-----	----	----	-----	-------	-------

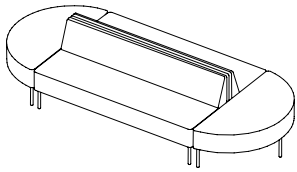


CONSISTS OF:		QTY		
5502N	1	Modular Settee (Gr 1)	\$	3369
550-1617PF	3	Pouffe (Gr 1)	\$	2295
5502NH	2	Modular Settee with High Surround Shown with Optional Pillows	\$	7654
550-5024RT	2	Modular Bench (Gr 1)	\$	3488

Products are available as left or right and with other features, where applicable
 Grade 1 with standard metal leg pricing
 List prices do not include optional pillows

For ordering options, [see overview at the beginning of this section.](#)

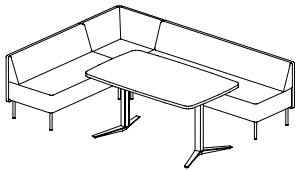
Item	Model No.	Width	Depth	Height	Ship Wt	Cubic Ft	List Price
OVAL SHAPED UNIT	550-5	120	50	29 1/8	242	224.6	\$ 11162



CONSISTS OF:		QTY			
5503N	2	Modular Sofa (Gr 1)	\$	8264	
550-5024HR	2	Modular Half Round Bench (Gr 1)	\$	2898	

Products are available as left or right and with other features, where applicable
Grade 1 with standard metal leg pricing

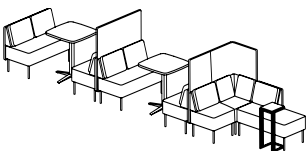
L GROUP WITH TABLE	550-10	96	72	29 1/8	354	147.9	\$ 12956
--------------------	--------	----	----	--------	-----	-------	----------



CONSISTS OF:		QTY			
5503N	1	Modular Sofa (GR 1)	\$	4132	
550-90C	1	Modular Corner Unit (Gr 1)	\$	2984	
5502N	1	Modular Settee (Gr 1)	\$	3369	
86-3660SMT	1	Tri-One Soft Rectangle Meeting Table, TFL, Square Edge	\$	795	
08-2828YLG72	1	Tri-One Y Base	\$	1676	

Products are available as left or right and with other features, where applicable
Grade 1 with standard metal leg pricing

CAFE GROUPING	550-13	168	48	49	730	404.6	\$ 28471
---------------	--------	-----	----	----	-----	-------	----------




CONSISTS OF:		QTY			
5502NH	2	Modular Settee with High Surround (Gr 1) Shown with Optional Pillows	\$	7654	
5502N	2	Modular Settee (Gr 1) Shown with Optional Pillows	\$	6738	
86-3030SSQ	2	Tri-One Soft Square Meeting Top, TFL	\$	1002	
08-2030SXB	2	X Base, Aluminum	\$	2278	
550NH	1	Modular Club Chair (Gr 1) Shown with Optional Pillows	\$	2902	
550-90CH	1	Modular Corner Unit with High Surround (Gr 1) Shown with Optional Pillows	\$	3526	
5502CL	1	Modular Chaise Settee, Left (Gr 1) Shown with Optional Pillows	\$	3072	
410-1412AT	1	Jot Auxillary Table, TFL	\$	1299	

Products are available as left or right and with other features, where applicable
Grade 1 with standard metal leg pricing
List prices do not include optional pillows

For ordering options, [see overview at the beginning of this section.](#)

Item	Model No.	Chair Width	Chair Depth	Chair Height	Seat Width	Seat Depth	Seat Height	Arm Height	Ship Wt	Cubic Ft
CLUB CHAIR	550	33	26¼	29⅞	24	18¾	17½	29⅞	80	24



Description

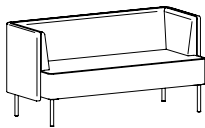
- Available with Contrasting Upholstery ([See Details](#))
- Select Aluminum (ALUM) or Chrome (CHRM) Legs; Must Specify Leg Color
- For Optional Pillow Back; Add Pillow Pricing Below and [See Pillow Upholstery Options](#)
- Additional Options: [Tablet Arm Options](#), and [Power Locations](#)

Must Specify (in this order):

- Model #
- Primary Upholstery
- Surround Upholstery
- Pillow Upholstery
- Leg Color
- Tablet Arm
- Tablet Color
- Power

List Price/Grade	Yards	COM/1	2	3	4	5	6	7	8	9	10	L1	L2
Single Upholstery	5.25	\$ 3412	3685	3916	4142	4483	4830	5323	5838	6436	7129	5145	5885
Contrasting Upholstery													
Primary	3.00	\$ 3412	3568	3700	3829	4024	4222	4504	4798	5140	5536	4402	4825
Surround	2.25	\$ 0	117	216	313	459	608	819	1040	1296	1593	743	1060
Optional Pillow (1)	1.25	\$ 298	363	418	472	553	636	753	876	1018	1183	711	887

SETTEE



5502	57	26¼	29⅞	48	18¾	17½	29⅞	103	43.2
------	----	-----	-----	----	-----	-----	-----	-----	------

Description

- Available with Contrasting Upholstery ([See Details](#))
- Select Aluminum (ALUM) or Chrome (CHRM) Legs; Must Specify Leg Color
- For Optional Pillow Back; Add Pillow Pricing Below and [See Pillow Upholstery Options](#)
- Additional Options: [Tablet Arm Options](#), and [Power Locations](#)

Must Specify (in this order):

- Model #
- Primary Upholstery
- Surround Upholstery
- Pillow Upholstery
- Leg Color
- Tablet Arm
- Tablet Color
- Power

List Price/Grade	Yards	COM/1	2	3	4	5	6	7	8	9	10	L1	L2
Single Upholstery	7.25	\$ 4949	5326	5645	5957	6428	6907	7588	8299	9125	10082	7342	8364
Contrasting Upholstery													
Primary	4.50	\$ 4949	5183	5381	5575	5867	6164	6587	7028	7541	8135	6434	7069
Surround	2.75	\$ 0	143	264	382	561	743	1001	1271	1584	1947	908	1295
Optional Pillows (2)	1.50	\$ 543	621	687	752	849	948	1089	1236	1407	1605	1038	1250

SOFA



5503	81	26¼	29⅞	72	18¾	17½	29⅞	130	69.1
------	----	-----	-----	----	-----	-----	-----	-----	------

Description

- Available with Contrasting Upholstery ([See Details](#))
- Select Aluminum (ALUM) or Chrome (CHRM) Legs; Must Specify Leg Color
- For Optional Pillow Back; Add Pillow Pricing Below and [See Pillow Upholstery Options](#)
- Additional Options: [Tablet Arm Options](#), and [Power Locations](#)


Must Specify (in this order):

- Model #
- Primary Upholstery
- Surround Upholstery
- Pillow Upholstery
- Leg Color
- Tablet Arm
- Tablet Color
- Power

List Price/Grade	Yards	COM/1	2	3	4	5	6	7	8	9	10	L1	L2
Single Upholstery	8.75	\$ 6792	7247	7632	8008	8577	9155	9977	10835	11832	12987	9680	10913
Contrasting Upholstery													
Primary	5.25	\$ 6792	7065	7296	7522	7863	8210	8703	9218	9816	10509	8525	9265
Surround	3.50	\$ 0	182	336	486	714	945	1274	1617	2016	2478	1155	1648
Optional Pillows (3)	2.00	\$ 802	906	994	1080	1210	1342	1530	1726	1954	2218	1462	1744

For ordering options, [see overview at the beginning of this section.](#)

Item	Model No.	Chair Width	Chair Depth	Chair Height	Seat Width	Seat Depth	Seat Height	Arm Height	Ship Wt	Cubic Ft
CLUB CHAIR WITH HIGH SURROUND	550H	33	26¼	49	24	18¾	17½	29%	109	34.4



Description

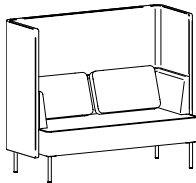
- Available with Contrasting Upholstery ([See Details](#))
- Select Aluminum (ALUM) or Chrome (CHRM) Legs; Must Specify Leg Color
- For Optional Pillow Back; Add Pillow Pricing Below and [See Pillow Upholstery Options](#)
- Additional Options: [Tablet Arm Options](#), and [Power Locations](#)
- For High Surround, Select from Pre-Approved Upholsteries or Submit Approval Form; [See Approval Form](#)

Must Specify (in this order):

- Model #
- Primary Upholstery
- High Surround Upholstery
- Pillow Upholstery
- Leg Color
- Tablet Arm
- Tablet Color
- Power

List Price/Grade	Yards	COM/1	2	3	4	5	6	7	8	9	10
Single Upholstery	7.50	\$ 4908	5298	5628	5951	6438	6933	7638	8373	9228	10218
Contrasting Upholstery											
Primary	3.00	\$ 4908	5064	5196	5325	5520	5718	6000	6294	6636	7032
High Surround	4.50	\$ 0	234	432	626	918	1215	1638	2079	2592	3186
Optional Pillow (1)	1.25	\$ 298	363	418	472	553	636	753	876	1018	1183

SETTEE WITH HIGH SURROUND	5502H	57	26¼	49	48	18¾	17½	29%	144	61.9
---------------------------	-------	----	-----	----	----	-----	-----	-----	-----	------



Shown with Optional Pillows

Description

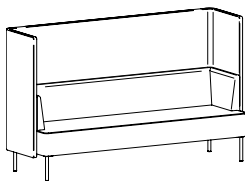
- Available with Contrasting Upholstery ([See Details](#))
- Select Aluminum (ALUM) or Chrome (CHRM) Legs; Must Specify Leg Color
- For Optional Pillow Back; Add Pillow Pricing Below and [See Pillow Upholstery Options](#)
- Additional Options: [Tablet Arm Options](#), and [Power Locations](#)
- For High Surround, Select from Pre-Approved Upholsteries or Submit Approval Form; [See Approval Form](#)

Must Specify (in this order):

- Model #
- Primary Upholstery
- High Surround Upholstery
- Pillow Upholstery
- Leg Color
- Tablet Arm
- Tablet Color
- Power

List Price/Grade	Yards	COM/1	2	3	4	5	6	7	8	9	10
Single Upholstery	9.75	\$ 6488	6995	7424	7843	8477	9121	10037	10993	12104	13391
Contrasting Upholstery											
Primary	4.50	\$ 6488	6722	6920	7114	7406	7703	8126	8567	9080	9674
High Surround	5.25	\$ 0	273	504	729	1071	1418	1911	2426	3024	3717
Optional Pillows (2)	1.50	\$ 543	621	687	752	849	948	1089	1236	1407	1605

SOFA WITH HIGH SURROUND	5503H	81	26¼	49	72	18¾	17½	29%	180	98.9
-------------------------	-------	----	-----	----	----	-----	-----	-----	-----	------



Description

- Available with Contrasting Upholstery ([See Details](#))
- Select Aluminum (ALUM) or Chrome (CHRM) Legs; Must Specify Leg Color
- For Optional Pillow Back; Add Pillow Pricing Below and [See Pillow Upholstery Options](#)
- Additional Options: [Tablet Arm Options](#), and [Power Locations](#)
- For High Surround, Select from Pre-Approved Upholsteries or Submit Approval Form; [See Approval Form](#)

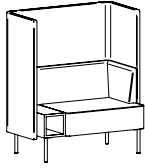
Must Specify (in this order):

- Model #
- Primary Upholstery
- High Surround Upholstery
- Pillow Upholstery
- Leg Color
- Tablet Arm
- Tablet Color
- Power

List Price/Grade	Yards	COM/1	2	3	4	5	6	7	8	9	10
Single Upholstery	12.00	\$ 8341	8965	9493	10009	10789	11581	12709	13885	15253	16837
Contrasting Upholstery											
Primary	5.25	\$ 8341	8614	8845	9071	9412	9759	10252	10767	11365	12058
Surround	6.75	\$ 0	351	648	938	1377	1822	2457	3118	3888	4779
Optional Pillows (3)	2.00	\$ 802	906	994	1080	1210	1342	1530	1726	1954	2218

For ordering options, [see overview at the beginning of this section.](#)

Item	Model No.	Chair Width	Chair Depth	Chair Height	Seat Width	Seat Depth	Seat Height	Arm Height	Ship Wt	Cubic Ft	
CLUB NOOK WITH HIGH SURROUND	Seat on Left										
	Seat on Right										
	550HNL	550HNR	44½	26¼	49	27¼	18¾	17½	29⅝	121	52.9



Shown as Right

Must Specify (in this order):

- Model #
- Primary Upholstery
- High Surround Upholstery
- Pillow Upholstery
- Nook Material
- Nook Color
- Leg Color
- Tablet Arm
- Tablet Color
- Power

Description

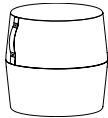
- Available with Contrasting Upholstery ([See Details](#))
- Nook Measures 8 ¼" x 14" x 8 ¼"; TFL Standard, Optional Veneer (W) or HPL (H). See Below for Upcharge
- Select Aluminum (ALUM) or Chrome (CHRM) Legs; Must Specify Leg Color
- For Optional Pillow Back; Add Pillow Pricing Below and [See Pillow Upholstery Options](#)
- Additional Options: [Tablet Arm Options](#), and [Power Locations](#)
- For High Surround, Select from Pre-Approved Upholsteries or Submit Approval Form; [See Approval Form](#)

List Price/Grade	Yards	COM/1	2	3	4	5	6	7	8	9	10
Single Upholstery	8.25	\$ 5934	6363	6726	7081	7617	8162	8937	9746	10686	11775
Contrasting Upholstery											
Primary	3.00	\$ 5934	6090	6222	6351	6546	6744	7026	7320	7662	8058
High Surround	5.25	\$ 0	273	504	730	1071	1418	1911	2426	3024	3717
Optional Pillow (1)	1.25	\$ 298	363	418	472	553	636	753	876	1018	1183

Nook Material: Specify & Add

H	HPL - Must Specify Color										\$ 179
W	Veneer - Must Specify Color										\$ 436

POUFFE	550-1617PF	16	16	17½	-	-	-	-	-	10	5.7
---------------	------------	----	----	-----	---	---	---	---	---	----	-----



Must Specify (in this order):


- Model #
- Primary Upholstery
- Accent Upholstery

Description

- Standard with: Brown Leather Handle and Black Vinyl Bottom
- Upholstery Patterns or Stripes as the Primary Upholstery is Highly Discouraged Due to Alignment Issues
- Available with Contrasting Upholsteries

List Price/Grade	Yards	COM/1	2	3	4	5	6	7	8	9	10
Single Upholstery	2.50	\$ 765	895	1005	1113	1275	1440	1675	1920	2205	2535
Contrasting Upholstery											
Primary	1.75	\$ 765	856	933	1008	1122	1238	1402	1574	1773	2004
Accent	0.75	\$ 0	39	72	105	153	202	273	346	432	531

BOOTH SETTEE WITH HIGH SURROUND	Left	Right									
	5502HL	5502HR	57	26¼	49	48	18¾	17½	29⅝	144	61.9



Shown with Optional Pillows

Must Specify (in this order):

- Model #
- Primary Upholstery
- High Surround Upholstery
- Pillow Upholstery
- Leg Color
- Tablet Arm
- Tablet Color
- Power

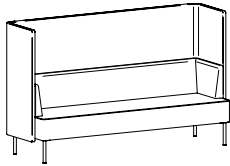
Description

- To Be Used With a High Surround Center Panel Model; Compatible With Media Table
- Center Panel Attaches to Lounge Unit With Hidden Clips; Reconfiguration Not Recommended
- Available with Contrasting Upholstery ([See Details](#))
- Select Aluminum (ALUM) or Chrome (CHRM) Legs; Must Specify Leg Color
- For Optional Pillow Back; Add Pillow Pricing Below and [See Pillow Upholstery Options](#)
- Additional Options: [Tablet Arm Options](#), and [Power Locations](#)
- For High Surround, Select from Pre-Approved Upholsteries or Submit Approval Form; [See Approval Form](#)

List Price/Grade	Yards	COM/1	2	3	4	5	6	7	8	9	10
Single Upholstery	9.75	\$ 6488	6995	7424	7843	8477	9121	10037	10993	12104	13391
Contrasting Upholstery											
Primary	4.50	\$ 6488	6722	6920	7114	7406	7703	8126	8567	9080	9674
High Surround	5.25	\$ 0	273	504	729	1071	1418	1911	2426	3024	3717
Optional Pillows (2)	1.50	\$ 543	621	687	752	849	948	1089	1236	1407	1605

For ordering options, [see overview at the beginning of this section.](#)

Item	Model No.	Chair Width	Chair Depth	Chair Height	Seat Width	Seat Depth	Seat Height	Arm Height	Ship Wt	Cubic Ft
BOOTH SOFA WITH HIGH SURROUND	Left	Right								
	5503HL	5503HR	81	26¼	49	72	18¾	17½	29½	180



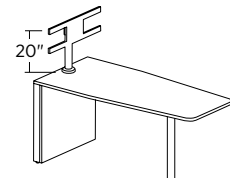
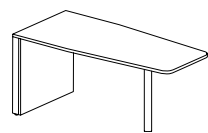
Must Specify (in this order):
 Model #
 Primary Upholstery
 High Surround Upholstery
 Pillow Upholstery
 Leg Color
 Tablet Arm
 Tablet Color
 Power

Description

- To Be Used With a High Surround Center Panel Model; Compatible With Media Table
- Center Panel Attaches to Lounge Unit With Hidden Clips; Reconfiguration Not Recommended
- Available with Contrasting Upholstery ([See Details](#))
- Select Aluminum (ALUM) or Chrome (CHRM) Legs; Must Specify Leg Color
- For Optional Pillow Back; Add Pillow Pricing Below and [See Pillow Upholstery Options](#)
- Additional Options: [Tablet Arm Options](#), and [Power Locations](#)
- For High Surround, Select from Pre-Approved Upholsteries or Submit Approval Form; [See Approval Form](#)

List Price/Grade	Yards	COM/1	2	3	4	5	6	7	8	9	10
Single Upholstery	12.00	\$ 8341	8965	9493	10009	10789	11581	12709	13885	15253	16837
Contrasting Upholstery											
Primary	5.25	\$ 8341	8614	8845	9071	9412	9759	10252	10767	11365	12058
High Surround	6.75	\$ 0	351	648	938	1377	1822	2457	3118	3888	4779
Optional Pillows (3)	2.00	\$ 802	906	994	1080	1210	1342	1530	1726	1954	2218

Item	Model No.	Width	Depth	Height	Ship Wt	Cubic Ft	List Price
MEDIA PENINSULA	72"W						
	550-3072MPS	TFL	72	30	30	153	43.9 T\$ 1776
	550-3072MPSH	HPL	72	30	30	153	43.9 P\$ 1984
	550-3072MPSV	Veneer	72	30	30	153	43.9 W\$ 2764
	48"W						
	550-3048MPS	TFL	48	30	30	112	28.4 T\$ 1536
	550-3048MPSH	HPL	48	30	30	112	28.4 P\$ 1687
	550-3048MPSV	Veneer	48	30	30	112	28.4 W\$ 2485



Shown with MTSD Option

Must Specify (in this order):
 Model #
 Finish/Color
 Leg Color
 Power
 Monitor Stand

Description

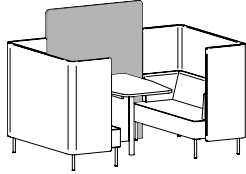

- Use with 60" High Surround Center Panels
- Not Recommended for Freestanding Application Due To Open Back
- Standard with: Square Edge and 2" Metal Tube Leg (Installed 15" from Front)
- 72" Units Feature a 51" Kneespace; 48" Units Feature 27" Kneespace
- Select from Aluminum or Chrome Legs; [See Leg Options](#) and Specify Leg Color
- End Panel Support Allows for Easy Routing and Concealing of Cables Through Wide, In-Column Channel
- Optional Monitor Stand and Power; Monitor Stand Fits Most 32" - 52" Screens (Mounting Pattern Range: VESA® 100x100mm - 600x400mm); Must Specify and Add (See Below)
- Wire Management Trough Included; 4¼" W x 46¾" L x 31½" H
- Some Assembly Required

Optional Monitor Stand: Specify & Add

MTSD	Monitor Stand	\$	675
------	---------------	----	-----

For ordering options, [see overview at the beginning of this section.](#)

Item	Model No.		Width	Depth	Height	Ship Wt	Cubic Ft	List Price	
HIGH SURROUND CENTER PANEL FOR MEDIA TABLE	5560HP	TFL	48	1	60	73.5	7.2	T\$	711
	5560HPV	Veneer	48	1	60	73.5	7.2	W\$	1064
	5560HPU	Upholstered	48	1	60	73.5	7.2	See Below	



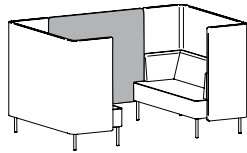
Description

- For Use with The Media Table; Requires Two Booth Settee or Booth Sofa Models (Specify Separately)
- Upholstery which is Railroad Cut (Across the Roll) Will Have a Seam Approximately 8" from Bottom
- Center Panel Sets on Floor; No Gap at Floor
- Attaches to Lounge Units with Hidden Fasteners; Reconfiguration Not Recommended
- For Upholstery, Select from Pre-Approved Upholsteries or Submit Approval Form; [See Approval Form](#)

List Price/Grade	Yards	COM/1	2	3	4	5	6	7	8	9	10
Single Upholstery	4.50	\$ 1078	1312	1510	1704	1996	2293	2716	3157	3670	4264

Must Specify (in this order):
Model #
Finish/Color/Upholstery

Item	Model No.		Width	Depth	Height	Ship Wt	Cubic Ft	List Price	
LOW SURROUND CENTER PANEL	5540HP	TFL	48	1	40	49	4.9	T\$	573
	5540HPV	Veneer	48	1	40	49	4.9	W\$	854
	5540HPU	Upholstered	48	1	40	49	4.9	See Below	



Description

- Requires Two Booth Settee or Booth Sofa Models (Specify Separately)
- Not Recommended for Use with Media Table
- Center Panel Aligns with Bottom of High Surround; 9" Gap at Floor
- Attaches to Lounge Units with Hidden Fasteners; Reconfiguration Not Recommended
- For Upholstery, Select from Pre-Approved Upholsteries or Submit Approval Form; [See Approval Form](#)

List Price/Grade	Yards	COM/1	2	3	4	5	6	7	8	9	10
Single Upholstery	3.25	\$ 868	1037	1180	1320	1531	1746	2051	2370	2740	3169

Must Specify (in this order):
Model #
Finish/Color/Upholstery

For ordering options, [see overview at the beginning of this section.](#)

Item	Model No.	Chair Width	Chair Depth	Chair Height	Seat Width	Seat Depth	Seat Height	Arm Height	Ship Wt	Cubic Ft
MODULAR CLUB CHAIR	550N	24	24	29½	24	18¼	17½	-	40	24



Must Specify (in this order):

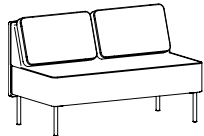
- Model #
- Primary Upholstery
- Surround Upholstery
- Pillow Upholstery
- Leg Color
- Tablet Arm
- Tablet Color
- Power

Description

- Available with Contrasting Upholstery ([See Details](#))
- Includes Ganging Hardware
- Select Aluminum (ALUM) or Chrome (CHRM) Legs; Must Specify Leg Color
- For Optional Pillow Back; Add Pillow Pricing Below and [See Pillow Upholstery Options](#)
- Additional Options: [Tablet Arm Options](#), and [Power Locations](#)

List Price/Grade	Yards	COM/1	2	3	4	5	6	7	8	9	10	L1	L2
Single Upholstery	3.25	\$ 2539	2708	2851	2991	3202	3417	3722	4041	4411	4840	3612	4070
Contrasting Upholstery													
Primary	2.25	\$ 2539	2656	2755	2852	2998	3147	3358	3579	3835	4132	3282	3599
Surround	1.00	\$ 0	52	96	139	204	270	364	462	576	708	330	471
Optional Pillow (1)	1.25	\$ 298	363	418	472	553	636	753	876	1018	1183	711	887

MODULAR SETTEE	5502N	48	24	29½	48	18¼	17½	-	68	43.2
----------------	-------	----	----	-----	----	-----	-----	---	----	------



Shown with Optional Pillows

Must Specify (in this order):

- Model #
- Primary Upholstery
- Surround Upholstery
- Pillow Upholstery
- Leg Color
- Tablet Arm
- Tablet Color
- Power

Description

- Available with Contrasting Upholstery ([See Details](#))
- Includes Ganging Hardware
- Select Aluminum (ALUM) or Chrome (CHRM) Legs; Must Specify Leg Color
- For Optional Pillow Back; Add Pillow Pricing Below and [See Pillow Upholstery Options](#)
- Additional Options: [Tablet Arm Options](#), and [Power Locations](#)

List Price/Grade	Yards	COM/1	2	3	4	5	6	7	8	9	10	L1	L2
Single Upholstery	4.50	\$ 3369	3603	3801	3995	4287	4584	5007	5448	5961	6555	4854	5489
Contrasting Upholstery													
Primary	3.00	\$ 3369	3525	3657	3786	3981	4179	4461	4755	5097	5493	4359	4782
Surround	1.50	\$ 0	78	144	209	306	405	546	693	864	1062	495	707
Optional Pillows (2)	1.50	\$ 543	621	687	752	849	948	1089	1236	1407	1605	1038	1250

SOFA	5503N	72	24	29½	72	18¼	17½	-	88	69.1
------	-------	----	----	-----	----	-----	-----	---	----	------



Must Specify (in this order):

- Model #
- Primary Upholstery
- Surround Upholstery
- Pillow Upholstery
- Leg Color
- Tablet Arm
- Tablet Color
- Power


Description

- Available with Contrasting Upholstery ([See Details](#))
- Includes Ganging Hardware
- Select Aluminum (ALUM) or Chrome (CHRM) Legs; Must Specify Leg Color
- For Optional Pillow Back; Add Pillow Pricing Below and [See Pillow Upholstery Options](#)
- Additional Options: [Tablet Arm Options](#), and [Power Locations](#)

List Price/Grade	Yards	COM/1	2	3	4	5	6	7	8	9	10	L1	L2
Single Upholstery	6.25	\$ 4132	4457	4732	5001	5407	5820	6407	7020	7732	8557	6195	7076
Contrasting Upholstery													
Primary	4.25	4132	4353	4540	4723	4999	5280	5679	6096	6580	7141	5535	6134
Surround	2.00	0	104	192	278	408	540	728	924	1152	1416	660	942
Optional Pillows (3)	2.00	802	906	994	1080	1210	1342	1530	1726	1954	2218	1462	1744

For ordering options, [see overview at the beginning of this section.](#)

Item	Model No.	Chair Width	Chair Depth	Chair Height	Seat Width	Seat Depth	Seat Height	Arm Height	Ship Wt	Cubic Ft
MODULAR CLUB CHAIR WITH HIGH SURROUND	550NH	24	24	49	24	18¼	17½	-	50	43.2



Must Specify (in this order):


- Model #
- Primary Upholstery
- High Surround Upholstery
- Pillow Upholstery
- Leg Color
- Tablet Arm
- Tablet Color
- Power

Description

- Available with Contrasting Upholstery ([See Details](#))
- Includes Ganging Hardware
- Select Aluminum (ALUM) or Chrome (CHRM) Legs; Must Specify Leg Color
- For Optional Pillow Back; Add Pillow Pricing Below and [See Pillow Upholstery Options](#)
- Additional Options: [Tablet Arm Options](#), and [Power Locations](#)
- For High Surround, Select from Pre-Approved Upholsteries or Submit Approval Form; [See Approval Form](#)

List Price/Grade	Yards	COM/1	2	3	4	5	6	7	8	9	10
Single Upholstery	5.00	\$ 2902	3162	3382	3597	3922	4252	4722	5212	5782	6442
Contrasting Upholstery											
Primary	2.25	\$ 2902	3019	3118	3215	3361	3510	3721	3942	4198	4495
High Surround	2.75	\$ 0	143	264	382	561	742	1001	1270	1584	1947
Optional Pillow (1)	1.25	\$ 298	363	418	472	553	636	753	876	1018	1183

MODULAR SETTEE WITH HIGH SURROUND	5502NH	48	24	49	48	18¼	17½	-	88	61.9
-----------------------------------	--------	----	----	----	----	-----	-----	---	----	------



Must Specify (in this order):

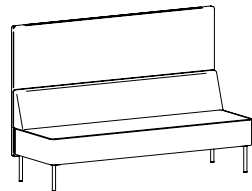
- Model #
- Primary Upholstery
- High Surround Upholstery
- Pillow Upholstery
- Leg Color
- Tablet Arm
- Tablet Color
- Power

Description

- Available with Contrasting Upholstery ([See Details](#))
- Includes Ganging Hardware
- Select Aluminum (ALUM) or Chrome (CHRM) Legs; Must Specify Leg Color
- For Optional Pillow Back; Add Pillow Pricing Below and [See Pillow Upholstery Options](#)
- Additional Options: [Tablet Arm Options](#), and [Power Locations](#)
- For High Surround, Select from Pre-Approved Upholsteries or Submit Approval Form; [See Approval Form](#)

List Price/Grade	Yards	COM/1	2	3	4	5	6	7	8	9	10
Single Upholstery	6.25	\$ 3827	4152	4427	4696	5102	5515	6102	6715	7427	8252
Contrasting Upholstery											
Primary	3.00	\$ 3827	3983	4115	4244	4439	4637	4919	5213	5555	5951
High Surround	3.25	\$ 0	169	312	452	663	878	1183	1502	1872	2301
Optional Pillows (2)	1.50	\$ 543	621	687	752	849	948	1089	1236	1407	1605

MODULAR SOFA WITH HIGH SURROUND	5503NH	72	24	49	72	18¼	17½	-	118	99.0
---------------------------------	--------	----	----	----	----	-----	-----	---	-----	------



Must Specify (in this order):

- Model #
- Primary Upholstery
- High Surround Upholstery
- Pillow Upholstery
- Leg Color
- Tablet Arm
- Tablet Color
- Power

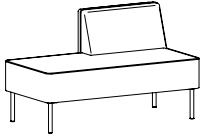
Description

- Available with Contrasting Upholstery ([See Details](#))
- Select Aluminum (ALUM) or Chrome (CHRM) Legs; Must Specify Leg Color
- Includes Ganging Hardware
- For Optional Pillow Back; Add Pillow Pricing Below and [See Pillow Upholstery Options](#)
- Additional Options: [Tablet Arm Options](#), and [Power Locations](#)
- For High Surround, Select from Pre-Approved Upholsteries or Submit Approval Form; [See Approval Form](#)

List Price/Grade	Yards	COM/1	2	3	4	5	6	7	8	9	10
Single Upholstery	8.75	\$ 4862	5317	5702	6078	6647	7225	8047	8905	9902	11057
Contrasting Upholstery											
Primary	4.25	\$ 4862	5083	5270	5453	5729	6010	6409	6826	7310	7871
High Surround	4.50	\$ 0	234	432	625	918	1215	1638	2079	2592	3186
Optional Pillows (3)	2.00	\$ 802	906	994	1080	1210	1342	1530	1726	1954	2218

For ordering options, [see overview at the beginning of this section.](#)

Item	Model No.	Chair Width	Chair Depth	Chair Height	Seat Width	Seat Depth	Seat Height	Arm Height	Ship Wt	Cubic Ft	
MODULAR CHAISE SETTEE	Back on Left										
	Back on Right										
	5502CL	5502CR	48	24	29½	48	18¼	17½	-	50	43.2



Shown as Right

Must Specify (in this order):

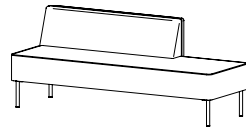
- Model #
- Primary Upholstery
- Surround Upholstery
- Pillow Upholstery
- Leg Color
- Tablet Arm
- Tablet Color
- Power

Description

- Available with Contrasting Upholstery ([See Details](#))
- Includes Ganging Hardware
- Select Aluminum (ALUM) or Chrome (CHRM) Legs; Must Specify Leg Color
- For Optional Pillow Back; Add Pillow Pricing Below and [See Pillow Upholstery Options](#)
- Additional Options: [Tablet Arm Options](#), and [Power Locations](#)

List Price/Grade	Yards	COM/1	2	3	4	5	6	7	8	9	10	L1	L2
Single Upholstery	4.00	\$ 3072	3280	3456	3628	3888	4152	4528	4920	5376	5904	4392	4956
Contrasting Upholstery													
Primary	3.00	\$ 3072	3228	3360	3489	3684	3882	4164	4458	4800	5196	4062	4485
Surround	1.00	\$ 0	52	96	139	204	270	364	462	576	708	330	471
Optional Pillow (1)	1.25	\$ 298	363	418	472	553	636	753	876	1018	1183	711	887

Item	Model No.	Chair Width	Chair Depth	Chair Height	Seat Width	Seat Depth	Seat Height	Arm Height	Ship Wt	Cubic Ft	
MODULAR CHAISE SOFA	Back on Left										
	Back on Right										
	5503CL	5503CR	72	24	29½	72	18¼	17½	-	78	69.1



Shown as Left

Must Specify (in this order):

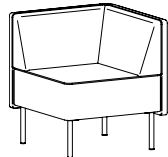
- Model #
- Primary Upholstery
- Surround Upholstery
- Pillow Upholstery
- Leg Color
- Tablet Arm
- Tablet Color
- Power

Description

- Available with Contrasting Upholstery ([See Details](#))
- Includes Ganging Hardware
- Select Aluminum (ALUM) or Chrome (CHRM) Legs; Must Specify Leg Color
- For Optional Pillow Back; Add Pillow Pricing Below and [See Pillow Upholstery Options](#)
- Additional Options: [Tablet Arm Options](#), and [Power Locations](#)

List Price/Grade	Yards	COM/1	2	3	4	5	6	7	8	9	10	L1	L2
Single Upholstery	5.75	\$ 4061	4360	4613	4860	5234	5614	6154	6718	7373	8132	5959	6769
Contrasting Upholstery													
Primary	4.25	\$ 4061	4282	4469	4652	4928	5209	5608	6025	6509	7070	5464	6063
Surround	1.50	\$ 0	78	144	208	306	405	546	693	864	1062	495	706
Optional Pillows (2)	1.50	\$ 543	621	687	752	849	948	1089	1236	1407	1605	1038	1250

Item	Model No.	Chair Width	Chair Depth	Chair Height	Seat Width	Seat Depth	Seat Height	Arm Height	Ship Wt	Cubic Ft
MODULAR CORNER UNIT	550-90C	24	24	29½	18¼	18¼	17½	29%	85	24



Must Specify (in this order):

- Model #
- Primary Upholstery
- Surround Upholstery
- Pillow Upholstery
- Leg Color
- Power


Description

- Available with Contrasting Upholstery ([See Details](#))
- Tablet Arm Not Available
- Includes Ganging Hardware
- Select Aluminum (ALUM) or Chrome (CHRM) Legs; Must Specify Leg Color
- For Optional Pillow Back; Add Pillow Pricing Below and [See Pillow Upholstery Options](#)
- Additional Options: [Tablet Arm Options](#), and [Power Locations](#)

List Price/Grade	Yards	COM/1	2	3	4	5	6	7	8	9	10	L1	L2
Single Upholstery	4.00	\$ 2984	3192	3368	3540	3800	4064	4440	4832	5288	5816	4304	4868
Contrasting Upholstery													
Primary	2.50	\$ 2984	3114	3224	3332	3494	3659	3894	4139	4424	4754	3809	4162
Surround	1.50	\$ 0	78	144	208	306	405	546	693	864	1062	495	706
Optional Pillows (2)	1.50	\$ 543	621	687	752	849	948	1089	1236	1407	1605	1038	1250

For ordering options, [see overview at the beginning of this section.](#)

Item	Model No.	Chair Width	Chair Depth	Chair Height	Seat Width	Seat Depth	Seat Height	Arm Height	Ship Wt	Cubic Ft	
MODULAR CHAISE SETTEE WITH HIGH SURROUND	Back on Left										
	Back on Right										
	5502CHL	5502CHR	48	24	49	48	18¼	17½	-	60	61.9



Shown as Right

Must Specify (in this order):

- Model #
- Primary Upholstery
- High Surround Upholstery
- Pillow Upholstery
- Leg Color
- Tablet Arm
- Tablet Color
- Power

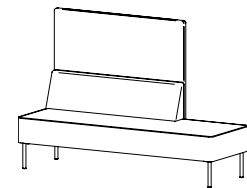
Description

- Available with Contrasting Upholstery ([See Details](#))
- Includes Ganging Hardware
- Select Aluminum (ALUM) or Chrome (CHRM) Legs; Must Specify Leg Color
- For Optional Pillow Back; Add Pillow Pricing Below and [See Pillow Upholstery Options](#)
- Additional Options: [Tablet Arm Options](#), and [Power Locations](#)
- For High Surround, Select from Pre-Approved Upholsteries or Submit Approval Form; [See Approval Form](#)

List Price/Grade	Yards	COM/1	2	3	4	5	6	7	8	9	10
Single Upholstery	5.75	\$ 3431	3730	3983	4230	4604	4984	5524	6088	6743	7502
Contrasting Upholstery											
Primary	3.00	\$ 3431	3587	3719	3848	4043	4241	4523	4817	5159	5555
High Surround	2.75	\$ 0	143	264	382	561	742	1001	1270	1584	1947
Optional Pillow (1)	1.25	\$ 298	363	418	472	553	636	753	876	1018	1183

MODULAR CHAISE SOFA WITH HIGH SURROUND

Back on Left										
Back on Right										
5503CHL	5503CHR	72	24	49	72	18¼	17½	-	98	98.2



Shown as Left

Must Specify (in this order):

- Model #
- Primary Upholstery
- High Surround Upholstery
- Pillow Upholstery
- Leg Color
- Tablet Arm
- Tablet Color
- Power


Description

- Available with Contrasting Upholstery ([See Details](#))
- Includes Ganging Hardware
- Select Aluminum (ALUM) or Chrome (CHRM) Legs; Must Specify Leg Color
- For Optional Pillow Back; Add Pillow Pricing Below and [See Pillow Upholstery Options](#)
- Additional Options: [Tablet Arm Options](#), and [Power Locations](#)
- For High Surround, Select from Pre-Approved Upholsteries or Submit Approval Form; [See Approval Form](#)

List Price/Grade	Yards	COM/1	2	3	4	5	6	7	8	9	10
Single Upholstery	7.50	\$ 4557	4947	5277	5600	6087	6582	7287	8022	8877	9867
Contrasting Upholstery											
Primary	4.25	\$ 4557	4778	4965	5148	5424	5705	6104	6521	7005	7566
High Surround	3.25	\$ 0	169	312	452	663	877	1183	1501	1872	2301
Optional Pillows (2)	1.50	\$ 543	621	687	752	849	948	1089	1236	1407	1605

MODULAR CORNER UNIT WITH HIGH SURROUND

550-90CH	24	24	49	18¼	18¼	17½	29%	104	34.4
----------	----	----	----	-----	-----	-----	-----	-----	------



Must Specify (in this order):

- Model #
- Primary Upholstery
- High Surround Upholstery
- Pillow Upholstery
- Leg Color
- Power

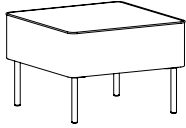
Description

- Available with Contrasting Upholstery ([See Details](#))
- Tablet Arm Not Available
- Includes Ganging Hardware
- Select Aluminum (ALUM) or Chrome (CHRM) Legs; Must Specify Leg Color
- For Optional Pillow Back; Add Pillow Pricing Below and [See Pillow Upholstery Options](#)
- Additional Options: [Tablet Arm Options](#), and [Power Locations](#)
- For High Surround, Select from Pre-Approved Upholsteries or Submit Approval Form; [See Approval Form](#)

List Price/Grade	Yards	COM/1	2	3	4	5	6	7	8	9	10
Single Upholstery	5.25	\$ 3526	3799	4030	4256	4597	4944	5437	5952	6550	7243
Contrasting Upholstery											
Primary	2.50	\$ 3526	3656	3766	3874	4036	4201	4436	4681	4966	5296
High Surround	2.75	\$ 0	143	264	382	561	743	1001	1271	1584	1947
Optional Pillows (2)	1.50	\$ 543	621	687	752	849	948	1089	1236	1407	1605

For ordering options, [see overview at the beginning of this section.](#)

Item	Model No.	Chair Width	Chair Depth	Chair Height	Seat Width	Seat Depth	Seat Height	Arm Height	Ship Wt	Cubic Ft
MODULAR OTTOMAN	550-2424OT	-	-	-	24	24	17½	-	23	18.3



Must Specify (in this order):

- Model #
- Upholstery
- Leg Color
- Tablet Arm
- Tablet Color
- Power

Description

- Includes Ganging Hardware
- Select Aluminum (ALUM) or Chrome (CHRM) Legs; Must Specify Leg Color
- Additional Options: [Tablet Arm Options](#) and [Power Locations](#)

List Price/Grade	Yards	COM/1	2	3	4	5	6	7	8	9	10	L1	L2
Single Upholstery	1.50	\$ 1180	1258	1324	1389	1486	1585	1726	1873	2044	2242	1675	1887

MODULAR BENCH	550-5024RT	-	-	-	50	24	17½	-	32	43.2
---------------	------------	---	---	---	----	----	-----	---	----	------



Must Specify (in this order):

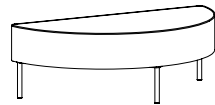
- Model #
- Upholstery
- Leg Color
- Tablet Arm
- Tablet Color
- Power

Description

- **For Freestanding Use or May** Used to “Cap” Two Units Placed Back to Back (For Example, [See 550-4](#))
- Includes Ganging Hardware
- Select Aluminum (ALUM) or Chrome (CHRM) Legs; Must Specify Leg Color
- Additional Options: [Tablet Arm Options](#) and [Power Locations](#)

List Price/Grade	Yards	COM/1	2	3	4	5	6	7	8	9	10	L1	L2
Single Upholstery	2.25	\$ 1744	1861	1960	2057	2203	2352	2563	2784	3040	3337	2487	2804

MODULAR HALF ROUND BENCH	550-5024HR	-	-	-	50	24	17½	-	33	43.2
--------------------------	------------	---	---	---	----	----	-----	---	----	------



Must Specify (in this order):

- Model #
- Upholstery
- Leg Color
- Tablet Arm
- Tablet Color
- Power

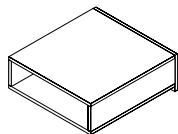
Description

- **For Freestanding Use or May** Used to “Cap” Two Units Placed Back to Back (For Example, [See 550-5](#))
- Select Aluminum (ALUM) or Chrome (CHRM) Legs; Must Specify Leg Color
- Tablet Arm Not Available
- Includes Ganging Hardware

List Price/Grade	Yards	COM/1	2	3	4	5	6	7	8	9	10	L1	L2
Single Upholstery	2.50	\$ 1449	1579	1689	1797	1959	2124	2359	2604	2889	3219	2274	2627

Item	Model No.	Width	Depth	Height	Ship Wt	Cubic Ft	List Price
------	-----------	-------	-------	--------	---------	----------	------------

MODULAR GANGING TABLE



Must Specify (in this order):

- Model #
- Finish/Color
- Power

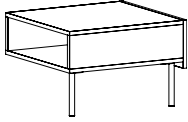
24"W							
550-2426GT	TFL	24	24	9¼	46	4.7	T\$ 794
550-2426GTH	HPL	24	24	9¼	46	4.7	P\$ 929
550-2426GTV	Veneer	24	24	9¼	46	4.7	W\$ 1459
18"W							
550-1826GT	TFL	18	24	9¼	36	3.9	T\$ 751
550-1826GTH	HPL	18	24	9¼	36	3.9	P\$ 893
550-1826GTV	Veneer	18	24	9¼	36	3.9	W\$ 1365

Description

- Includes Ganging Hardware
- Optional Power; [See Location Options](#)

T = TFL P = HPL W = Veneer


For ordering options, [see overview at the beginning of this section.](#)

Item	Model No.		Width	Depth	Height	Ship Wt	Cubic Ft	List Price
 MODULAR GANGING END TABLE	550-2426ET	TFL	24	24	17	46	4.7	T\$ 932
	550-2426ETH	HPL	24	24	17	46	4.7	P\$ 1070
	550-2426ETV	Veneer	24	24	17	46	4.7	W\$ 1628
	550-1826ET	TFL	18	24	17	36	3.9	T\$ 886
	550-1826ETH	HPL	18	24	17	36	3.9	P\$ 1027
	550-1826ETV	Veneer	18	24	17	36	3.9	W\$ 1488

Must Specify (in this order):
 Model #
 Finish/Color
 Leg Color
 Power

Description

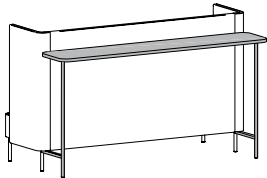
- Front to Back Grain Direction
- Select Aluminum (ALUM) or Chrome (CHRM) Legs; Must Specify Leg Color
- Includes Ganging Hardware
- Optional Power; [See Location Options](#)
- Some Assembly Required; Legs Installed on Left or Right in Field

 MODULAR GANGING CORNER TABLE	550-9026CGT	TFL	24	24	17½	49	8.3	T\$ 876
	550-9026CGTH	HPL	24	24	17½	49	8.3	P\$ 998
	550-9026CGTV	Veneer	24	24	17½	49	8.3	W\$ 1517

Must Specify (in this order):
 Model #
 Finish/Color
 Leg Color
 Power

Description

- Select Aluminum (ALUM) or Chrome (CHRM) Legs; Must Specify Leg Color
- Includes Ganging Hardware
- Optional Power; [See Location Options](#)
- Some Assembly Required

 BISTRO TABLE	For Use with Sofas							
	550-1681BT	TFL	81	16	42	36	3.9	T\$ 1029
	550-1681BTH	HPL	81	16	42	36	3.9	P\$ 1232
	550-1681BTV	Veneer	81	16	42	36	3.9	W\$ 1422
For Use with Settees								
550-1657BT	TFL	57	16	42	36	2.6	T\$ 963	
550-1657BTH	HPL	57	16	42	36	2.6	P\$ 1149	
550-1657BTV	Veneer	57	16	42	36	2.6	W\$ 1335	

Must Specify (in this order):
 Model #
 Finish/Color
 Leg Color
 Hook

Description

- Must be Used with High Surround Booth Application
- Select Aluminum (ALUM) or Chrome (CHRM) Legs; Must Specify Leg Color
- Includes Installation Hardware
- Some Assembly Required

Leg Options: Specify & Add

ALUM	Aluminum	STD
CHRM	Chrome	\$ 108

Optional Purse Hook: Specify & Add

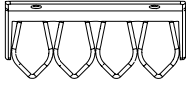
01-HOOK	Black Purse Hook	\$ 79
2" x 2 5/8"; Includes Mounting Hardware		



T = TFL P = HPL W = Veneer

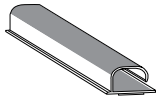
For ordering options, [see overview at the beginning of this section.](#)

Item	Model No.	Width	Depth	Height	Ship Wt	Cubic Ft	List Price
CABLE GRIP	01-WMGRCB	-	-	-	1	0.1	\$ 17

**Description**

- Under Surface Wire Management
- Black

WIRE CHANNEL	01-32125	24	1½	1	.25	0.3	\$ 106
--------------	----------	----	----	---	-----	-----	--------

**Description**

- Available in Black
- Includes (2) Double-Sided Tape Ribbons for Easy Installation
- Open J Channel for Easy Wire Management

VESTA POWER CENTER	01-PDCTR	10¾	12	28¾	14	2.5	\$ 1776
--------------------	----------	-----	----	-----	----	-----	---------

**Description**

- Top Includes One (1) Power Outlet, Two (2) USB Ports and One (1) USBC Port; Base Includes Three (3) Outlet
- Available in White
- 120" Power Cord
- Built with Weight Distribution for Optimal Stability
- Base is 5" Tall

WIRELESS AND USB CHARGER	01-DOCK150W	White	3	3	¾"	1	0.2	\$ 405
	01-DOCK150B	Black						



Open Market Only

Description

- For Use with Wireless Charging Enabled Devices and USB Charging Devices
- 5 Watt Maximum Output with a Direct Current Input of 5V 6A (Wireless Fast Charge)
- Pop-Up is ¾"H and Includes Three (3) USB Ports; One (1) 12 Watt Maximum with 2.4A (USB Fast Charge) and Two (2) 5 Watt with 1A (USB Standard Charge)
- Mounts in 76mm Round Cut-Out
- LED Light will Confirm Pairing with Device and Begin Wireless Charging
- UL and cUL Certified

For ordering options, [see overview at the beginning of this section.](#)

Item	Model No.		Width	Depth	Height	Ship Wt	Cubic Ft	List Price
WIRELESS CHARGER	01-DOCK950W	White	3 $\frac{3}{16}$	3 $\frac{3}{16}$	-	1	0.2	\$ 265
	01-DOCK950B	Black						

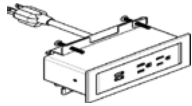


Open Market Only

Description

- For Use with Wireless Charging Enabled Devices
- 5 Watts Maximum Output with a Direct Current of 5V 2A and 10 Watts Maximum with Quick Charge 2.0
- Mounts in 76mm Round Cut-Out
- LED will Confirm Pairing with Device and Begin Wireless Charging

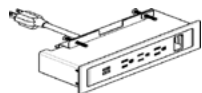
DUO BEZEL NEMA PLUG	01-DUOBEZELS	Silver	9	2 $\frac{1}{2}$	3	1	0.2	\$ 675
	01-DUOBEZELW	White						
	01-DUOBEZELB	Black						



Description

- Worksurface Must Be Routed To Accept Unit, Which Sits Down Into Worksurface Supported By Attractive Slim Fit Bezel
- Two (2) Power/Two (2) USB Power
- Independent USB Circuit Controllers Deliver up to 2.1 Amps to Each Post
- All Mounting Hardware Included
- FCC Part 15A and UL Approved for Horizontal and Vertical Applications
- 10' Cord

TRIO BEZEL NEMA PLUG	01-TRIOBEZELS	Silver	6 $\frac{1}{2}$	2 $\frac{1}{2}$	3 $\frac{3}{16}$	1	0.2	\$ 725
	01-TRIOBEZELW	White						
	01-TRIOBEZELB	Black						

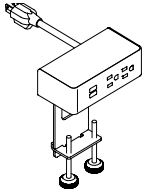


Description

- Worksurface Must Be Routed To Accept Unit, Which Sits Down Into Worksurface Supported By Attractive Slim Fit Bezel
- Three (3) Power/Two (2) USB Power/One (1) Open Data
- Independent USB Circuit Controllers Deliver up to 2.1 Amps to Each Post
- HDMI, VGA, or RJ45 Accessories Sold Separately
- All Mounting Hardware Included
- FCC Part 15A and UL Approved for Horizontal and Vertical Applications
- 10' Cord

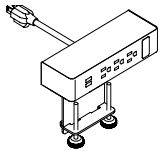
For ordering options, [see overview at the beginning of this section.](#)

Item	Model No.		Width	Depth	Height	Ship Wt	Cubic Ft	List Price
DUO CLAMP NEMA PLUG	01-DUOCLAMPS	Silver	5½	3	7	1	0.2	\$ 572
	01-DUOCLAMPW	White						
	01-DUOCLAMPB	Black						

**Description**

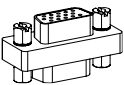
- Silver Metal Trim
- Clamps to Top
- Two (2) Power/Two (2) USB Power
- Independent USB Circuit Controllers Deliver up to 2.1 Amps to Each Post
- All Mounting Hardware Included
- FCC Part 15A and UL Approved for Horizontal and Vertical Applications
- 10' Cord

TRIO CLAMP NEMA PLUG	01-TRIOCLAMPS	Silver	8	3	7	1	0.2	\$ 671
	01-TRIOCLAMPW	White						
	01-TRIOCLAMPB	Black						

**Description**

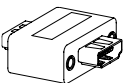
- Silver Metal Trim
- Clamps to Top
- Three (3) Power/Two (2) USB Power/One (1) Open Data; 10' Cord
- Independent USB Circuit Controllers Deliver up to 2.1 Amps to Each Post
- HDMI, VGA, or RJ45 Accessories Sold Separately; See Below
- All Mounting Hardware Included
- FCC Part 15A and UL Approved for Horizontal and Vertical Applications

TRIO VGA DATA PORT ACCESSORY	01-LCOMVGA							\$ 121
---------------------------------	------------	--	--	--	--	--	--	--------

**Description**

- VGA Ports for Trio Units

TRIO HDMI DATA PORT ACCESSORY	01-LCOMHDMI							\$ 166
----------------------------------	-------------	--	--	--	--	--	--	--------

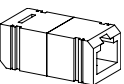


Open Market Only

Description

- HDMI Ports for Trio Units

TRIO RJ45 DATA PORT ACCESSORY	01-LCOMRJ45							\$ 79
----------------------------------	-------------	--	--	--	--	--	--	-------

**Description**

- RJ45 Ports for Trio Units

For ordering options, [see overview at the beginning of this section.](#)

This form is also available online at www.IndianaFurniture.com on the KickStart product page.

Not all standard upholsteries are suitable for all of our products. This is due to the range of stretch across textiles and the application and sewing techniques required to effectively upholster the various forms and features.

To ensure a proper fit and finish on the High Surround feature of our KickStart lounge models, we will require upholsteries to fit within a specific range of stretch. Further, upholstery patterns and stripes are highly discouraged on the High Surround as they will result in alignment issues on the feature itself and with other sections of the overall model.

To make specification easier for you, we have pre-approved upholsteries for use on the High Surround feature. These are included on the [Stinson Revive Card](#) and [Momentum Kickstart Card](#) and can be found under [our Textile Program](#). They include:

- | | | |
|-------------------|--------------------|-----------------|
| Ace (GR4) | Drift (GR6) | Outlander (GR4) |
| Artisan (GR3) | Ego (GR1) | Ritz (GR4) |
| Baxter (GR4) | Harrison (GR5) | Sarto (GR5) |
| Blip (GR3) | Highlight (GR3) | Scatter (GR1) |
| Bryant Park (GR3) | Inside Track (GR3) | Shift (GR3) |
| Carson CV (GR1) | Lorelai (GR6) | Sprint (GR3) |
| Crespo (GR1) | Moby (GR3) | |
| Cush (GR3) | Nestle (GR1) | |

We recognize that special needs may arise and we are pleased to accommodate customer selections, as long as they are approved through the below process.

Note: if upholstery is customer's own, a COM/COL Form will also need to be completed.

KICKSTART HIGH SURROUND APPROVAL INSTRUCTIONS:

Fill out the form below and attach a 6"x6" sample. Failure to complete this form and supply samples will delay the scheduling of the purchase order. Orders will not be scheduled and upholstery should not be ordered until Indiana Furniture has verified usage and provided approval.

Dealer Name _____ Phone _____ Email _____
 Contact Person _____ City _____ State _____ Zip _____
 Mill/Supplier _____ Pattern _____ Color _____

Attach 6"x6" swatch to this form. Send completed form and upholstery swatch to:

Indiana Furniture
 Attn: Customer Service
 1919 Hospitality Dr., Ste. A
 Jasper, IN 47546

FOR OFFICE USE ONLY:

Approved Not Approved Signed: _____ Date _____

Indiana Furniture Production/Quality

Advise Dealer of Decision: _____ Signed: _____

CSR

Notes: _____

Marquee guest seating combines the sleek look and feel of metal with unlimited flexibility. The ergonomic contoured back provides lumbar support and promotes circulation. Offered in five powder coat options and with upholstered or wood arm caps. Marquee can blend into any workplace setting – from office and conference rooms to waiting rooms and reception areas.

CONSTRUCTION

- Back is formed with bent plywood, while the seats are made of manufactured plywood
- High Grade Polyurethane Foam, 3" thick in the seat and 1¾" thick in a back
- ¾" diameter bolts fasten seat to the back
- Non-marring nylon glides included in each leg at floor level
- Textiles are sewn with double stitch seams
- Seating rated for users up to 275lbs
- Ships fully assembled

HOW TO ORDER EXAMPLE

Model No.	Description	Example
427	Frame Color	DC
	Primary Upholstery	Momentum Canter EPU Sand
	Accent Upholstery	Momentum Canter EPU Sand
	Metal Color	A
	Arm Cap, Finish	AW, TK

WALL SAVER DESIGN

The Marquee chair features a wall saver design. The contoured frame can be placed against a wall without concern of scrtaching or scuffing.



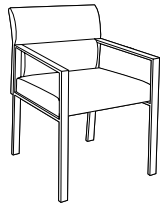
METAL FRAME POWDER COAT OPTIONS

ALUM	Aluminum	OYST	Oyster
BLK	Black	SUGC	Sugar Cookie
MIST	Mist		

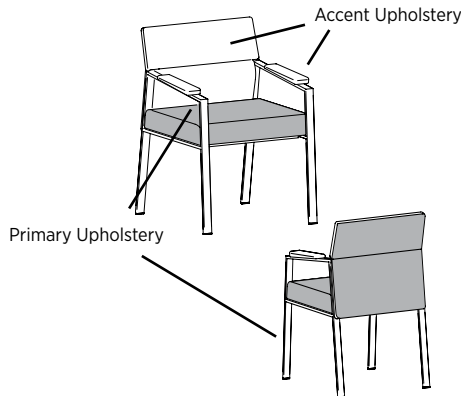
UPHOLSTERY OPTIONS

Available in single or contrasting upholsteries in a wide variety of graded-in or contract options, including fabric, vinyl, and leather.

Single Upholstery



Contrasting Upholstery



ARM CAP OPTIONS

STD	No Arm Cap	\$	STD
AW	Wood Arm Cap, Specify Finish	\$	167
AU	Upholstered Arm Cap, Specify Upholstery	\$	91

WOOD FINISHES

Indiana Furniture uses a multi-step, hand finishing process on all exposed wood frames.

Chairs feature a catalyzed varnish finish which offers durability, lasting beauty, and resistance to normal wear.

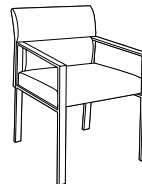
AW	Artisan Walnut	MW	Mahogany Walnut
AS	Asian Night	MAS	Mesa Sunset*
BW	Beigewood*	MTS	Metropolis Sky
BL	Black	MNR	Midnight Run
CO	Columbian Walnut	NTM	Natural Marrone*
DC	Dark Cherry	ORW	Oak Riftwood*
DFW	Dark Forest Walnut*	PNW	Pinnacle Walnut
WH	Designer White	PTK	Portico Teak*
EF	Espresso	RC	River Cherry*
FO	Fawn Oak*	SCH	Select Cherry
FLW	Florence Walnut*	SPW	Sepia Walnut*
GC	Golden Cherry	SKC	Shaker Cherry
HVM	Harvest Maple*	SBP	Smoky Brown Pear*
HW	Harvest Walnut	TK	Studio Teak
HNW	Henna Walnut	SM	Sugar Maple
KHE	Kirsche	WTA	Weathered Ash*
LW	Legacy Walnut	WNB	White Nebbia
		WC	Williamsburg Cherry

* Finish is Low Sheen

CERTIFICATIONS & COMPLIANCE

- CAL 117-2013 Compliance
- Intertek Sustainability Certified
- BIFMA level® Certified
- BIFMA Compliant® Certified
- TSCA Title VI (CARB) Compliance
- Contributes to LEED®, Green Globes®, and WELL® Sustainable Programs

STATEMENT OF LINE



Guest Chair
427
[\(See Details\)](#)

Item	Model No.	Chair Width	Chair Depth	Chair Height	Seat Width	Seat Depth	Seat Height	Arm Height	Ship Wt	Cubic Ft
GUEST CHAIR	427	24½	23½	33½	19⅞	18	18¾	25¼	32	23.7



Description

- Wall Saver Design
- Specify Frame Color ([See Frame Colors](#))
- Available with Contrasting Upholstery ([See Details](#))
- Optional Arm Caps ([See Details](#))

Must Specify (in this order):

- Model #
- Primary Upholstery
- Accent Upholstery
- Metal Color
- Arm Cap
- Arm Cap Finish

List Price/Grade	Yards	COM/1	2	3	4	5	6	7	8	9	10	L1	L2
Single Upholstery	2.25	\$ 1985	2102	2201	2298	2444	2593	2804	3025	3281	3578	2728	3045
Contrasting Upholstery													
Primary	1.50	\$ 1985	2063	2129	2194	2291	2390	2531	2678	2849	3047	2480	2692
Accent	0.75	\$ 0	39	72	104	153	203	273	347	432	531	248	353

For ordering options, [see overview at the beginning of this section.](#)

In partnership with Pledge, a UK-based company, we welcome Natta.

Natta offers an agile solution for a variety of community spaces and meeting applications. With its simplicity of form, it can achieve a subtle effect and still provide an excellent solution for any meeting and breakout environment. Available in matching benches, stools and tables.

CONSTRUCTION

- Internal wood components are manufactured using Baltic Birch and exposed parts are European Beech
- All chair joints are double-doweled or mortised and tenoned, screwed, and glued for maximum strength and durability
- Frames are individually hand assembled and sanded prior to being finished; Bench Legs are 14"H and Stool Legs are 29¼"H and are sanded prior to finishing
- High Grade Polyurethane Foam, 1" thick on the Stool seat and back; ¾" thick on Bench seat
- Non-marring nylon glides included in each leg at floor level
- Tables have ½" thick HPL surface with 1mm PVC edge band and Square edge profile; Designer White, Sugar Maple, and Williamsburg Cherry feature ABS edge bands
- Stools and benches rated for users up to 275lbs
- Ships fully assembled

HOW TO ORDER EXAMPLE

BENCHES

Model No.	Description	Example
NA-1	Leg Finish Upholstery	WTA CF Stinson Artisan Moody

TABLES

Model No.	Description	Example
NAT-1	Leg Finish Top Color	SBP SBP

WOOD FINISHES AVAILABLE ON LEGS

AW Artisan Walnut	MW Mahogany Walnut
AS Asian Night	MAS Mesa Sunset*
BW Beigewood*	MTS Metropolis Sky
BL Black	MNR Midnight Run
CO Columbian Walnut	NTM Natural Marrone*
DC Dark Cherry	ORW Oak Riftwood*
DFW Dark Forest Walnut*	PNW Pinnacle Walnut
WH Designer White	PTK Portico Teak*
EF Espresso	RC River Cherry*
FO Fawn Oak*	SCH Select Cherry
FLW Florence Walnut*	SPW Sepia Walnut*
GC Golden Cherry	SKC Shaker Cherry
HVM Harvest Maple*	SBP Smoky Brown Pear*
HW Harvest Walnut	TK Studio Teak
HNW Henna Walnut	SM Sugar Maple
KHE Kirsche	WTA Weathered Ash*
LW Legacy Walnut	WNB White Nebbia
	WC Williamsburg Cherry

* Finish is Low Sheen

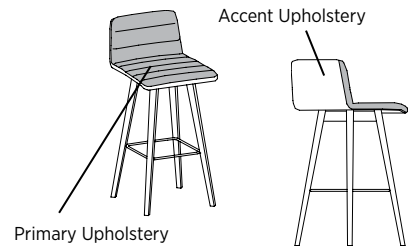
UPHOLSTERY OPTIONS

Available in single or contrasting upholsteries in a wide variety of graded-in or contract options, including fabric, vinyl, and leather. Accent includes extreme back which extends below the seat.

Single Upholstery



Contrasting Upholstery



HPL (P) LAMINATE OPTIONS ON TABLE TOPS

WOODGRAIN

AS Asian Night	PNW Pinnacle Walnut
BW Beigewood	PTK Portico Teak
CO Columbian Walnut	RC River Cherry
EF Espresso	SCH Select Cherry
FLW Florence Walnut	SPW Sepia Walnut
GC Golden Cherry	SKC Shaker Cherry
HVM Harvest Maple	SBP Smoky Brown Pear
KHE Kirsche	TK Studio Teak
MW Mahogany Walnut	SM Sugar Maple
MNR Midnight Run	WTA Weathered Ash
NTM Natural Marrone	WNB White Nebbia
ORW Oak Riftwood	WC Williamsburg Cherry

SOLID

BL Black	FHG Fashion Grey
WH Designer White	SG Slate Grey

STOOL FOOT RING OPTIONS

BLK Black
CHM Chrome

CERTIFICATIONS & COMPLIANCE


- CAL 117-2013 Compliance
- Intertek Sustainability Certified
- BIFMA level® Certified
- BIFMA Compliant® Certified
- TSCA Title VI (CARB) Compliance
- Contributes to LEED®, Green Globes®, and WELL® Sustainable Programs



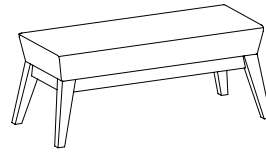
Stool: NAS-1C
[\(See Details\)](#)



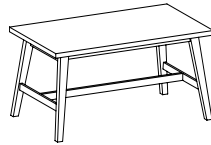
Swivel Stool: NAS-1CS
[\(See Details\)](#)



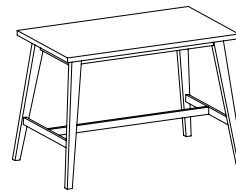
Small Bench: NA-11
[\(See Details\)](#)




Large Bench: NA-1
[\(See Details\)](#)



30"H Table: NAT-1
[\(See Details\)](#)



42"H Table: NAT-2
[\(See Details\)](#)



Square Occasional
Table: NAT-3
[\(See Details\)](#)



Rectangle Occasional
Table: NAT-4
[\(See Details\)](#)

Item	Model No.	Chair Width	Chair Depth	Chair Height	Seat Width	Seat Depth	Seat Height	Arm Height	Ship Wt	Cubic Ft
STOOL	NAS-1C	19½	19½	40½	17	15½	30½	-	16	10.7



Must Specify (in this order):
Model #
Leg Finish
Primary Upholstery
Accent Upholstery
Foot Ring Color

Description

- Back is 10" tall
- Stool Foot Ring Available in Black (BLK) or Chrome (CHRM); Must Specify
- Available with Contrasting Upholstery, [See Details](#)

List Price/Grade	Yards	COM/1	2	3	4	5	6	7	8	9	10	L1	L2
Single Upholstery	1.75	\$ 1431	1522	1599	1674	1788	1904	2068	2240	2439	2670	2009	2255
Contrasting Upholstery													
Primary	1.00	\$ 1431	1483	1527	1570	1635	1701	1795	1893	2007	2139	1761	1902
Accent	0.75	\$ 0	39	72	104	153	203	273	347	432	531	248	353

SWIVEL STOOL	NAS-1CS	19½	19½	41¼	17	15½	31¼	-	18	10.7
--------------	---------	-----	-----	-----	----	-----	-----	---	----	------




Must Specify (in this order):
Model #
Leg Finish
Primary Upholstery
Accent Upholstery
Foot Ring Color

Description

- Back is 10" tall
- Swivel Features Auto-Return and Rotates 90° from Center in Each Direction
- Stool Foot Ring Available in Black (BLK) or Chrome (CHRM); Must Specify
- Available with Contrasting Upholstery, [See Details](#)

List Price/Grade	Yards	COM/1	2	3	4	5	6	7	8	9	10	L1	L2
Single Upholstery	1.75	\$ 1528	1619	1696	1771	1885	2001	2165	2337	2536	2767	2106	2352
Contrasting Upholstery													
Primary	1.00	\$ 1528	1580	1624	1667	1732	1798	1892	1990	2104	2236	1858	1999
Accent	0.75	\$ 0	39	72	104	153	203	273	347	432	531	248	353

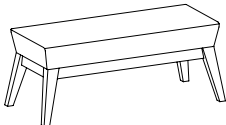
SMALL BENCH	NA-11	21½	21½	19½	21½	20	19½	-	31	24.0
-------------	-------	-----	-----	-----	-----	----	-----	---	----	------



Must Specify (in this order):
Model #
Leg Finish
Upholstery

List Price/Grade	Yards	COM/1	2	3	4	5	6	7	8	9	10	L1	L2
Single Upholstery	1.25	\$ 1270	1335	1390	1444	1525	1608	1725	1848	1990	2155	1683	1859

LARGE BENCH	NA-1	50½	21½	19½	50½	20	19½	-	46	42.8
-------------	------	-----	-----	-----	-----	----	-----	---	----	------

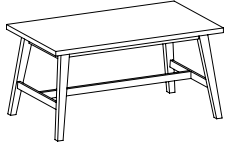


Must Specify (in this order):
Model #
Leg Finish
Upholstery

List Price/Grade	Yards	COM/1	2	3	4	5	6	7	8	9	10	L1	L2
Single Upholstery	1.50	\$ 1794	1872	1938	2003	2100	2199	2340	2487	2658	2856	2289	2501

For ordering options, [see overview at the beginning of this section.](#)

Item	Model No.	W	D	H	Ship Wt	Cubic Ft	List Price
30"H MEETING TABLE	NAT-1	61½	35½	30½	106	43.7	\$ 2445



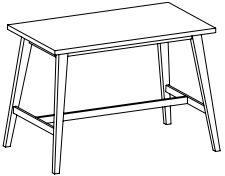
Must Specify (in this order):

Model #
Leg Finish
Top Color

Description

- Features 1½" HPL Top with Square Edge Profile and Wood Base
- Available with Contrasting [Top Color](#) and [Leg Finish](#)

42"H MEETING TABLE	NAT-2	63	39	42	115	64.0	\$ 3023
--------------------	-------	----	----	----	-----	------	---------




Must Specify (in this order):

Model #
Leg Finish
Top Color

Description

- Features 1½" HPL Top with Square Edge Profile and Wood Base
- Available with Contrasting [Top Color](#) and [Leg Finish](#)

SQUARE TABLE	NAT-3	22	22	16	31	10.8	\$ 1013
--------------	-------	----	----	----	----	------	---------



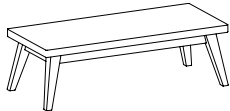
Must Specify (in this order):

Model #
Leg Finish
Top Color

Description

- Features Square Edge Profile
- Available with Contrasting Top and Leg Color; [See Colors and Specify](#)

RECTANGLE TABLE	NAT-4	51	22	16	66	25.9	\$ 1381
-----------------	-------	----	----	----	----	------	---------



Must Specify (in this order):

Model #
Leg Finish
Top Color

Description


- Features Square Edge Profile
- Available in Contrasting Surface and Leg Color; [See Colors and Specify](#)

For ordering options, [see overview at the beginning of this section.](#)

Plush Lounge seamlessly brings together the endurance needed for commercial spaces with the relaxed comforts of home. Introducing a smart range of freestanding and modular seating components, along with coordinating tables, that provide the flexibility and comfort needed in today's ever-changing environments.

CONSTRUCTION

- Exposed wood parts are kiln-dried hardwoods, selected from the highest grades of plain sliced hardwood veneers and are free of spirits, discoloration, pits, shakes, and wormholes
- Joints are mortised and tenoned, screwed, and glued for maximum strength and durability
- High Grade Polyurethane Foam in the seat, back, and arms
- Maple Wood Legs are 2"Wx2½Dx6"H; Metal Legs are 2"Wx2"Dx6"H
- Lounge units and tables are connect using pre-installed metal ganging brackets (unless otherwise noted)
- Non-marring adjustable nylon glides included in each leg at floor level
- Table tops are ¾" thick and feature a vertical square profiled edge



- Seating units rated for users up to 275lbs
- Ships fully assembled

HOW TO ORDER EXAMPLES

UPHOLSTERED MODELS

Model No.	Description	Example
620	Primary Upholstery	CF Stinson Velocity Pewter
	Accent Upholstery	CF Stinson Ace Driftwood
	Leg	ICON
	Leg Finish	BW
	Plinth Accent Trim	PLINTH
	Plinth Color	ORW
	Power	ECSL


TABLES

620-2433GET	Top Material	W
	Finish/Color	ORW
	Cabinet Accent	CASUS
	Leg	PLALUM
	Leg Finish	-
	Plinth Attachment	PLINTH ATTACHMENT
	Power Location	C
	Power	01-DUOBEZELS

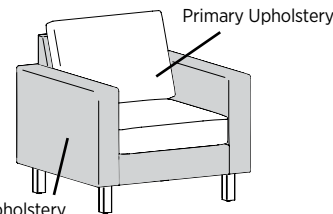
UPHOLSTERY OPTIONS

Available in single or contrasting upholsteries in a wide variety of graded-in or contract options, including fabric, vinyl, and leather.

Single Upholstery




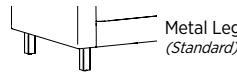
Contrasting Upholstery



SEATING AND TABLE LEG OPTIONS

Plush seating and tables are standard with Black or Aluminum Metal legs. Optional Wood Leg matches our Iconic Caseloads Collection. Must Specify Leg and Color.

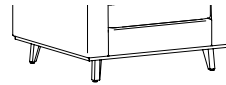
PLBLK	Black Metal Leg	STD
PLALUM	Aluminum Metal Leg	STD
ICON	Four (4) Wood Legs (<i>Matches the Iconic Collection</i>)	\$ 328
	Two (2) Wood Legs (<i>Matches the Iconic Collection</i>)	\$ 164
	One (1) Wood Leg (<i>Matches the Iconic Collection</i>)	\$ 82



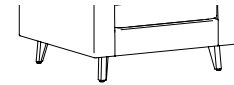
PLINTH ACCENT TRIM OPTIONS

Plinth Accent Trim is available with Metal or Wood Leg.

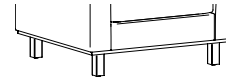
NONE	No Wood Plinth	Standard
PLINTH	Wood Plinth	\$ 307



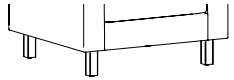
With Plinth Accent Trim and Wood Legs



Without Plinth Accent Trim and Wood Legs



With Plinth Accent Trim and Metal Legs



Without Plinth Accent Trim and Metal Legs

LEG AND PLINTH WOOD FINISHES

Indiana Furniture uses a multi-step, hand finishing process on all exposed wood. Legs and plinth trim feature a catalyzed varnish finish which offers durability, lasting beauty, and resistance to normal wear.

Chairs available with contrasting leg and plinth colors.

AW	Artisan Walnut	MW	Mahogany Walnut
AS	Asian Night	MAS	Mesa Sunset*
BW	Beigewood*	MTS	Metropolis Sky
BL	Black	MNR	Midnight Run
CO	Columbian Walnut	NTM	Natural Marrone*
DC	Dark Cherry	ORW	Oak Riftwood*
DFW	Dark Forest Walnut*	PNW	Pinnacle Walnut
WH	Designer White	PTK	Portico Teak*
EF	Espresso	RC	River Cherry*
FO	Fawn Oak*	SCH	Select Cherry
FLW	Florence Walnut*	SPW	Sepia Walnut*
GC	Golden Cherry	SKC	Shaker Cherry
HVM	Harvest Maple	SBP	Smoky Brown Pear*
HW	Harvest Walnut	TK	Studio Teak
HNW	Henna Walnut	SM	Sugar Maple
KHE	Kirsche	WTA	Weathered Ash*
LW	Legacy Walnut	WNB	White Nebbia
		WC	Williamsburg Cherry

*Finish is Low Sheen

VENEER TABLES WITH VENEER (W) OR HPL (P) TOP OPTIONS

Veneer tables feature UV Advantage, an ultra-violet finish, on all exposed surfaces by utilizing roll-coat UV technology.

Veneer tables available with Veneer (W) or HPL (P) Top. Must specify Top Material and Finish Color. Tables are available with contrasting chassis and leg colors.

AW	Artisan Walnut	MW	Mahogany Walnut
AS	Asian Night [^]	MAS	Mesa Sunset [*]
CO	Columbian Walnut [^]	MTS	Metropolis Sky
DC	Dark Cherry	ORW	Oak Riftwood ^{*,^}
DFW	Dark Forest Walnut	PNW	Pinnacle Walnut [^]
EW	Espresso [^]	SCH	Select Cherry
FO	Fawn Oak [*]	SKC	Shaker Cherry [^]
GC	Golden Cherry	SM	Sugar Maple [^]
HW	Harvest Walnut	WTA	Weathered Ash ^{*,^}
HNW	Henna Walnut	WC	Williamsburg Cherry [^]
LW	Legacy Walnut		

^{*}Finish is Low Sheen [^]HPL Color Top Options with Veneer Tables

TFL TABLES WITH TFL (T) OR HPL (P) TOP OPTIONS

TFL tables available with TFL (T) or HPL (P) Top. Must specify Top Material and Color.

WOODGRAIN

AS	Asian Night	PNW	Pinnacle Walnut
BW	Beigewood	PTK	Portico Teak
CO	Columbian Walnut	RC	River Cherry
EF	Espresso	SKC	Shaker Cherry
FLW	Florence Walnut	SCH	Select Cherry
GC	Golden Cherry	SPW	Sepia Walnut
HVM	Harvest Maple	SBP	Smoky Brown Pear
KHE	Kirsche	TK	Studio Teak
MW	Mahogany Walnut	SM	Sugar Maple
MNR	Midnight Run	WTA	Weathered Ash
NTM	Natural Marrone	WNB	White Nebbia
ORW	Oak Riftwood	WC	Williamsburg Cherry

SOLID

BL	Black	WH	Designer White
----	-------	----	----------------

INTERIOR CABINET TABLE ACCENT HPL (P) OPTIONS

Select Veneer tables feature an optional interior HPL accent color. See specific veneer tables for details.

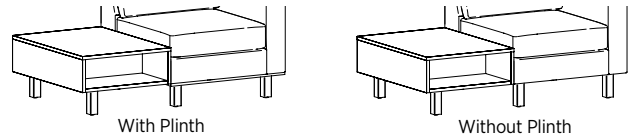
CABL	Black	CAFK	First Kiss
CABSH	Blush	CASG	Slate Grey
CAWH	Designer White	CASV	Summer Vacation
CAFHG	Fashion Grey	CASUS	Surfin USA



TABLE CONNECTION

The ganging construction will vary based on the connection of table to chairs with the Plinth Accent Trim option. Please specify Plinth Attachment when ganging tables with Plush Seating units that have the Plinth Accent Trim option.

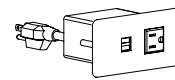
NO PLINTH ATTACHMENT Ganging Table to Seat without Plinth
 PLINTH ATTACHMENT Ganging Table to Seat with Plinth



SEATING AND OTTOMAN POWER OPTIONS

Note: Specified as if you are standing, looking at the chair.

Power locations for two arm models are 9" up from glide and 10" in from the outside of the arm. For one arm models, the power is located 9" up from glide and 4 3/4" from the side without an arm and 10" in from the outside of the arm.



1 Electrical Power and 2 USB Outlets

Seating Units and 26" Ottoman: Locations + Colors

ECSL	Left Port, Silver	\$ 975
ECSR	Right Port, Silver	\$ 975
ECSLR	Left and Right Port, Silver	\$ 1950
ECBL	Left Port, Black	\$ 975
ECBR	Right Port, Black	\$ 975
ECBLR	Left and Right Port, Black	\$ 1950

31"x33" Ottoman Units: Locations + Colors

Power locations are specified based on the application and are available on one side in two locations. When specified, the power will be located 9" up from glide and 4 3/4" from the outside of the unit.


ECBL33	Black, Left on 33" Side	\$ 975
ECBR33	Black, Right on 33" Side	\$ 975
ECBLR33	Black, Left and Right on 33" Side	\$ 1950
ECSL33	Silver, Left on 33" Side	\$ 975
ECSR33	Silver, Right on 33" Side	\$ 975
ECSLR33	Silver, Left and Right on 33" Side	\$ 1950
ECBL31	Black, Left on 31" Side	\$ 975
ECBR31	Black, Right on 31" Side	\$ 975
ECBLR31	Black, Left and Right on 31" Side	\$ 1950
ECSL31	Silver, Left on 31" Side	\$ 975
ECSR31	Silver, Right on 31" Side	\$ 975
ECSLR31	Silver, Left and Right on 31" Side	\$ 1950

See next page for the location guide.


SEATING AND OTTOMAN LOCATION GUIDE FOR POWER OPTIONS

Seating and 26" Ottoman Locations

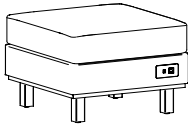
Club Chair shown with Power on Left



Club Chair shown with Power on Left and Right

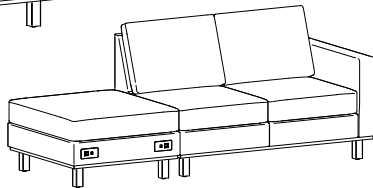
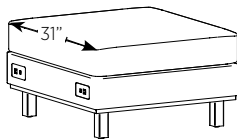


26" Ottoman Shown with Power on Right



31"x33" Ottoman Locations

Specify power on the 31" side if placing the ottoman to the side of a single, two, or three seat unit.



Specify power on the 33" side if placing the ottoman in front of a single, two, or three seat unit.

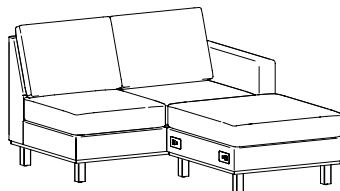
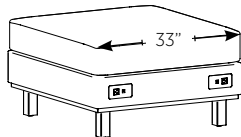


TABLE POWER OPTIONS

Power Options + Locations: Specify the grommet, power, and location. [See units for more details.](#)







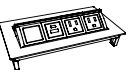
Grommet	<i>Specify</i>		\$ 52
Black	GBR60		
Silver	GSR60		
D150 Wireless Charger			\$ 405
Wireless & Three (3) USB Ports			
Black	01-DOCK150B		
White	01-DOCK150W		
D950 Wireless & USB Charger			\$ 265
Wireless Charging			
Black	01-DOCK950B		
White	01-DOCK950W		
ECA Cove			\$ 975
One (1) Electrical Power and Two (2) USB Outlets			
Black	01-COVIUBL		
Silver	01-COVIUAL		
DUOBEZEL			\$ 675
Two (2) Electrical Power and Two (2) USB Outlets			
Black	01-DUOBEZELB		
White	01-DUOBEZELS		
Silver	01-DUOBEZELW		
TRIOBEZEL			\$ 725
Three (3) Electrical Power, Two (2) USB Outlets, and One (1) Open Data Port			
Black	01-TRIOBEZELB		
White	01-TRIOBEZELS		
Silver	01-TRIOBEZELW		
<i>Open Port Options for TRIOBEZEL</i>			
VGA Date Port	01-LCOMVGA		\$ 121
HDMI Data Port (Open Market Only)	01-LCOMHDMI		\$ 166
RJ45 Data Port	01-LCOMRJ45		\$ 79
DPORT4			\$ 1093
Two (2) USB Outlets, and Two (2) Open Data Port			
Aluminum	01-DPORT4A		
Black	01-DPORT4B		
<i>Port Options for DPORTS</i>			
USB Port	01-USBPORT		\$ 161
Voice Coupler	01-VOICE1		\$ 73
Data Port	01-RJ4DATA		\$ 167

TABLE POWER LOCATIONS

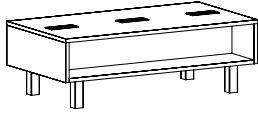
NONE	None	LC	Left and Centered
C	Centered	RC	Right and Centered
R	Right	LR	Left and Right
L	Left	LCR	Left, Right and Centered

See next page for locations options available on each table.

TABLE POWER LOCATIONS

Models

620-2445CT 620-2445CTT



Cocktail Table Shown with Metal Leg and Three TRIOBEZEL on Left and Right and Center


L/R: 6" from ends and 12" from front

C: 22½" from ends and 12" from front

All power options available in Left, Right and Center.

Models

620-2433GET 620-2433GETT 620-2433GT 620-2433GTT

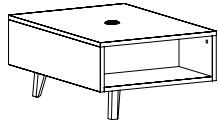


Ganging Inline Table Shown with DPORT4 on Center

L/R: 6" from ends and 16½" from front

C: 12" from ends and 16½" from front

Grommet, D950 Wireless Charger and D150 Wireless & USB Charger available on Left, Right and Center.

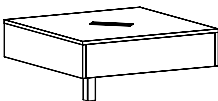


Ganging End Table Shown with Wood Leg, Grommet and Double USB Sand Dollar on Center

All other power options available on Center only.

Models

620-2424CGT 620-2424CGTT




Ganging Corner Table Shown with Metal Leg and TRIOBEZEL on Center

C: 16½" from edge


All power options available on Center only.

CERTIFICATIONS & COMPLIANCE

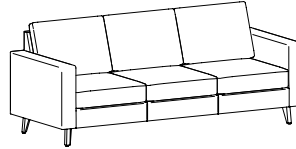
- CAL 117-2013 Compliance
- Intertek Sustainability Certified
- BIFMA level® Certified
- BIFMA Compliant® Certified
- TSCA Title VI (CARB) Compliance
- Contributes to LEED®, Green Globes®, and WELL® Sustainable Programs




Club Chair:
620
[\(See Details\)](#)




Settee:
6202
[\(See Details\)](#)



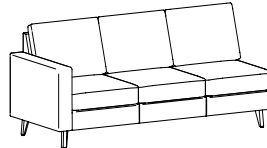
Sofa:
6203
[\(See Details\)](#)




Club Chair, 1 Arm:
620R (Right)
620L (Left)
[\(See Details\)](#)



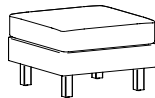
Settee, 1 Arm:
6202R (Right)
6202L (Left)
[\(See Details\)](#)



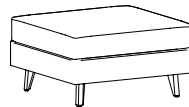
Sofa, 1 Arm:
6203R (Right)
6203L (Left)
[\(See Details\)](#)



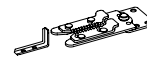
Corner Unit:
620-90C
[\(See Details\)](#)



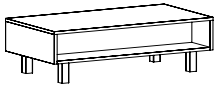
Ottoman:
620-2626OT
[\(See Details\)](#)



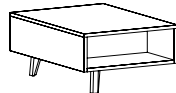
Ottoman:
620-3133OT
[\(See Details\)](#)



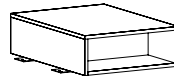
Ganging Bracket:
620-000GB
[\(See Details\)](#)



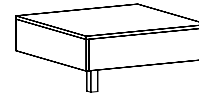
Cocktail Table:
620-2445CT (Veneer)
620-2445CTT (TFL)
[\(See Details\)](#)



Ganging End Table:
620-2433GET (Veneer)
620-2433GETT (TFL)
[\(See Details\)](#)


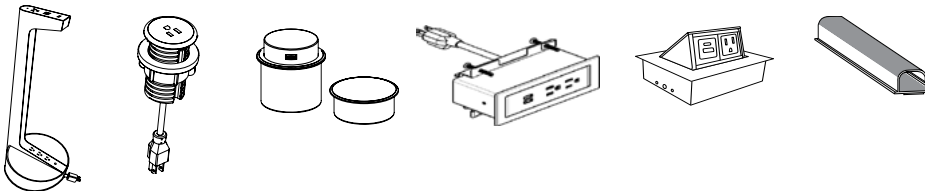


Ganging Inline Table:
620-2433GT (Veneer)
620-2433GETT (TFL)
[\(See Details\)](#)



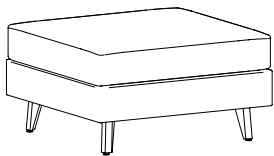
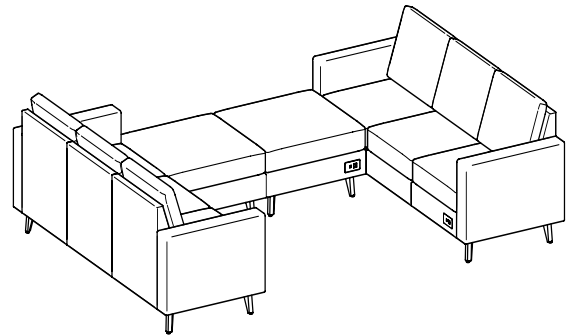

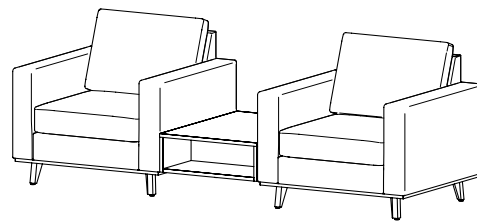

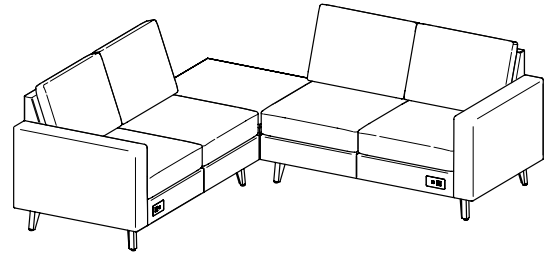
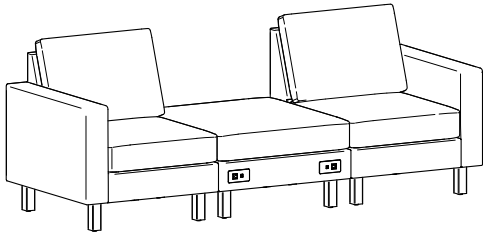
Ganging Corner Table:
620-3333CGT (Veneer)
620-3333CGTT (TFL)
[\(See Details\)](#)

Wire Management, Power/Data + Accessories



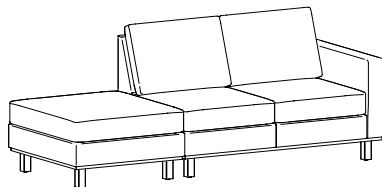
Make any Plush Lounge a little more stylish, cozier, and the overall a little brighter. Enhance your space with new Cush Pillows. Available in multiple shapes and sizes, and with or without piping, to bring the comforts of home or add sophistication to any space. [Visit our website for more details.](#)

Be inspired to personalize Cush and Plush with our broad range of graded-in and contract upholsteries.




620-31330T: Ottoman Project Ideas

Set the 31"x33" ottoman to the side of a single, two or three seat unit and match the depth of the arm or set it in front of a corner or one arm unit and it matches the seat and arm width to create a chaise lounge application.

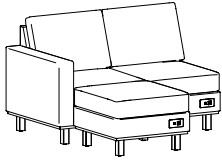


Ottoman matches depth of unit



Ottoman matches seat width to create a chaise lounge


Item	Model No.	Width	Depth	Height	Ship Wt	Cubic Ft	List Price
SETTEE + OTTOMAN	620-9	57¼	59½	36	140	62.9	\$ 5789



CONSISTS OF:		QTY		
6202L	1	Settee, 1 Arm, Left	\$	4356
Shown with Metal Legs, Optional ECSR Right Power Port				
620-2626OT	1	26" Ottoman	\$	1433
Shown with Metal Legs, Optional ECSR Right Power Port				

Products are available as left or right and with other features, where applicable
 Grade 1 with standard metal leg pricing
 List prices do not include optional power ports

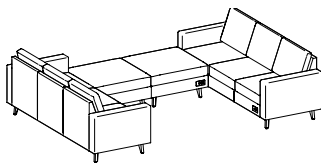
Item	Model No.	Width	Depth	Height	Ship Wt	Cubic Ft	List Price
L SHAPED	620-10	90½	90½	36	287	111.1	W/P\$ 10858



CONSISTS OF:		QTY		
6202L	1	Settee, 1 Arm, Left	\$	4356
Shown with Optional Wood Legs and ECSL Left Power Port				
620-3333CGT	1	Corner Table, Veneer	W/P\$	2146
6202R	1	Settee, 1 Arm, Right	\$	4356
Shown with Optional Wood Legs and ECSR Right Power Port				

Products are available as left or right and with other features, where applicable
 Grade 1 with standard metal leg pricing
 List prices do not include optional wood leg or power ports

Item	Model No.	Width	Depth	Height	Ship Wt	Cubic Ft	List Price
U GROUP	620-11	88¼	133	36	380	166.2	\$ 16682




CONSISTS OF:		QTY		
6203	1	Sofa	\$	6522
Shown with Optional Wood Legs and ECSR Right Power Port				
620-3133OT	1	31"x33" Ottoman	\$	1770
Shown with Optional Wood Legs and ECSR33 Right Power Port				
620-3133OT	1	31"x33" Ottoman	\$	1770
Shown with Optional Wood Legs and ECSL33 Left Power Port				
620-000GB	1	Ganging Bracket Kit; Optional	\$	98
<i>(Used to Connect Ottomans Together)</i>				
6203	1	Sofa	\$	6522
Shown with Optional Wood Legs and ECSL Left Power Port				

Products are available as left or right and with other features, where applicable
 Grade 1 with standard metal leg pricing
 List prices do not include optional wood leg or power ports

T = TFL P = HPL W = Veneer

For ordering options, [see overview at the beginning of this section.](#)

Item	Model No.	Chair Width	Chair Depth	Chair Height	Seat Width	Seat Depth	Seat Height	Arm Height	Ship Wt	Cubic Ft
CLUB CHAIR	620	36¼	33¼	36	26	21	18½	26	90	29.3



Shown with Metal Leg and Plinth Accent Trim

Must Specify (in this order):


- Model #
- Primary Upholstery
- Accent Upholstery
- Leg
- Leg Finish
- Plinth Accent
- Plinth Accent Finish
- Power

Description

- Standard with: Left and Right Arm and Metal Legs
- Available with Contrasting Upholstery ([See Details](#))
- Optional Plinth Accent Trim and Wood Legs Available in Contrasting Finishes
- Optional Wood Leg ([See Finish Options](#)), Plinth Accent ([See Plinth Options](#)) and Power ([See Seating Power Options](#))

List Price/Grade	Yards	COM/1	2	3	4	5	6	7	8	9	10	L1	L2
Single Upholstery	6.25	\$ 3227	3552	3827	4096	4502	4915	5502	6115	6827	7652	5290	6171
Contrasting Upholstery													
Primary	2.50	3263	3393	3503	3611	3773	3938	4173	4418	4703	5033	4088	4441
Accent	4.50	0	234	432	626	918	1215	1638	2079	2592	3186	1485	2120

SETTEE	6202	62¼	33¼	36	52	21	18½	26	120	50.8
--------	------	-----	-----	----	----	----	-----	----	-----	------



Shown with Wood Leg

Must Specify (in this order):

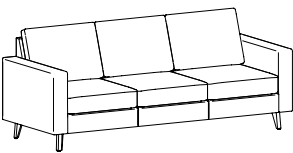
- Model #
- Primary Upholstery
- Accent Upholstery
- Leg
- Leg Finish
- Plinth Accent
- Plinth Accent Finish
- Power

Description

- Standard with: Left and Right Arm and Metal Legs
- Available with Contrasting Upholstery ([See Details](#))
- Optional Plinth Accent Trim and Wood Legs Available in Contrasting Finishes
- Optional Wood Leg ([See Finish Options](#)), Plinth Accent ([See Plinth Options](#)) and Power ([See Seating Power Options](#))

List Price/Grade	Yards	COM/1	2	3	4	5	6	7	8	9	10	L1	L2
Single Upholstery	9.25	\$ 4819	5300	5707	6105	6706	7317	8186	9093	10147	11368	7872	9176
Contrasting Upholstery													
Primary	4.00	4855	5063	5239	5411	5671	5935	6311	6703	7159	7687	6175	6739
Accent	6.00	0	312	576	834	1224	1620	2184	2772	3456	4248	1980	2826

SOFA	6203	88¼	33¼	36	78	21	18½	26	150	70.1
------	------	-----	-----	----	----	----	-----	----	-----	------



Shown with Wood Leg

Must Specify (in this order):

- Model #
- Primary Upholstery
- Accent Upholstery
- Leg
- Leg Finish
- Plinth Accent
- Plinth Accent Finish
- Power

Description

- Standard with: Left and Right Arm and Metal Legs
- Available with Contrasting Upholstery ([See Details](#))
- Optional Plinth Accent Trim and Wood Legs Available in Contrasting Finishes
- Optional Wood Leg ([See Finish Options](#)), Plinth Accent ([See Plinth Options](#)) and Power ([See Seating Power Options](#))

List Price/Grade	Yards	COM/1	2	3	4	5	6	7	8	9	10	L1	L2
Single Upholstery	12.00	\$ 6522	7146	7674	8190	8970	9762	10890	12066	13434	15018	10482	12174
Contrasting Upholstery													
Primary	6.25	6606	6931	7206	7475	7881	8294	8881	9494	10206	11031	8669	9550
Accent	7.50	0	390	720	1043	1530	2025	2730	3465	4320	5310	2475	3533



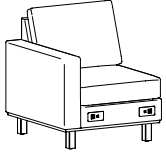
Optional Wood Leg




Optional Plinth Accent Trim

For ordering options, [see overview at the beginning of this section.](#)

Item	Model No.	Chair Width	Chair Depth	Chair Height	Seat Width	Seat Depth	Seat Height	Arm Height	Ship Wt	Cubic Ft
CLUB CHAIR, 1 ARM	Left	Right								
	620L	620R	31¼	33¼	36	26	21	18½	26	80



Shown as Left with Metal Leg, Plinth Accent Trim, Power in Left and Right Locations



Shown as Right with Wood Leg

Description


- Standard with: Left or Right Arm, Metal Legs, and Ganging Brackets Installed on Connecting Side
- Available with Contrasting Upholstery ([See Details](#))
- Optional Plinth Accent Trim and Wood Legs Available in Contrasting Finish Colors
- Optional Wood Leg ([See Finish Options](#)), Plinth Accent ([See Plinth Options](#)) and Power ([See Seating Power Options](#))

List Price/Grade	Yards	COM/1	2	3	4	5	6	7	8	9	10	L1	L2
Single Upholstery	5.00	\$ 2643	2903	3123	3338	3663	3993	4463	4953	5523	6183	4293	4998
Contrasting Upholstery													
Primary	2.50	2691	2821	2931	3039	3201	3366	3601	3846	4131	4461	3516	3869
Accent	3.50	0	182	336	487	714	945	1274	1617	2016	2478	1155	1649


Must Specify (in this order):

- Model #
- Primary Upholstery
- Accent Upholstery
- Leg
- Leg Finish
- Plinth Accent
- Plinth Accent Finish
- Power

Item	Model No.	Chair Width	Chair Depth	Chair Height	Seat Width	Seat Depth	Seat Height	Arm Height	Ship Wt	Cubic Ft
SETTEE, 1 ARM	Left	Right								
	6202L	6202R	57¼	33¼	36	52	21	18½	26	110



Shown as Left with Metal Leg Power in Right Location



Shown as Right with Wood Leg

Description

- Standard with: Left or Right Arm, Metal Legs, and Ganging Brackets Installed on Connecting Side
- Available with Contrasting Upholstery ([See Details](#))
- Optional Plinth Accent Trim and Wood Legs Available in Contrasting Finish Colors
- Optional Wood Leg ([See Finish Options](#)), Plinth Accent ([See Plinth Options](#)) and Power ([See Seating Power Options](#))

List Price/Grade	Yards	COM/1	2	3	4	5	6	7	8	9	10	L1	L2
Single Upholstery	8.50	\$ 4356	4798	5172	5538	6090	6651	7450	8283	9252	10374	7161	8360
Contrasting Upholstery													
Primary	4.00	4368	4576	4752	4924	5184	5448	5824	6216	6672	7200	5688	6252
Accent	4.75	0	247	456	660	969	1283	1729	2195	2736	3363	1568	2237

Must Specify (in this order):

- Model #
- Primary Upholstery
- Accent Upholstery
- Leg
- Leg Finish
- Plinth Accent
- Plinth Accent Finish
- Power



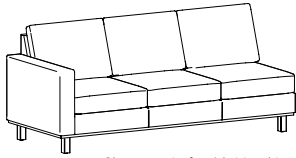
Optional Wood Leg



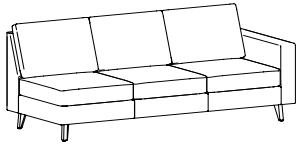
Optional Plinth Accent Trim

For ordering options, [see overview at the beginning of this section.](#)

Item	Model No.	Chair Width	Chair Depth	Chair Height	Seat Width	Seat Depth	Seat Height	Arm Height	Ship Wt	Cubic Ft	
SOFA, 1 ARM	Left										
	Right										
	6203L	6203R	83¼	33¼	36	78	21	18½	26	140	70.1



Shown as Left with Metal Leg and Plinth Accent Trim



Shown as Right with Wood Leg

Description

- Standard with: Left or Right Arm, Metal Legs, and Ganging Brackets Installed on Connecting Side
- Available with Contrasting Upholstery ([See Details](#))
- Optional Plinth Accent Trim and Wood Legs Available in Contrasting Finish Colors
- Optional Wood Leg ([See Finish Options](#)), Plinth Accent ([See Plinth Options](#)) and Power ([See Seating Power Options](#))

List Price/Grade	Yards	COM/1	2	3	4	5	6	7	8	9	10	L1	L2
Single Upholstery	11.00	\$ 6039	6611	7095	7568	8283	9009	10043	11121	12375	13827	9669	11220
Contrasting Upholstery													
Primary	6.25	6099	6424	6699	6968	7374	7787	8374	8987	9699	10524	8162	9043
Accent	6.00	0	312	576	834	1224	1620	2184	2772	3456	4248	1980	2826

Must Specify (in this order):

- Model #
- Primary Upholstery
- Accent Upholstery
- Leg
- Leg Finish
- Plinth Accent
- Plinth Accent Finish
- Power

CORNER UNIT	620-90C	33¼	33¼	36	21	21	18½			80	29.3
-------------	---------	-----	-----	----	----	----	-----	--	--	----	------



Shown with Wood Leg and Plinth Accent Trim

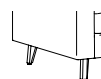
Description

- Standard with: Metal Legs and Ganging Brackets Installed on Both Connecting Sides
- Available with Contrasting Upholstery ([See Details](#))
- Due to Connecting Applications Power is Not Available on this Unit
- Optional Plinth Accent Trim and Wood Legs Available in Contrasting Finish Colors
- Optional Wood Leg ([See Finish Options](#)) and Plinth Accent ([See Plinth Options](#))

List Price/Grade	Yards	COM/1	2	3	4	5	6	7	8	9	10	L1	L2
Single Upholstery	6.50	\$ 2928	3266	3552	3832	4254	4683	5294	5931	6672	7530	5073	5990
Contrasting Upholstery													
Primary	3.25	2952	3121	3264	3404	3615	3830	4135	4454	4824	5253	4025	4483
Accent	3.75	0	195	360	521	765	1013	1365	1733	2160	2655	1238	1766

Must Specify (in this order):

- Model #
- Primary Upholstery
- Accent Upholstery
- Leg
- Leg Finish
- Plinth Accent
- Plinth Accent Finish



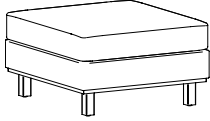
Optional Wood Leg



Optional Plinth Accent Trim

For ordering options, [see overview at the beginning of this section.](#)

Item	Model No.	Chair Width	Chair Depth	Chair Height	Seat Width	Seat Depth	Seat Height	Ship Wt	Cubic Ft
31"X33" OTTOMAN	620-3133OT	-	-	-	31¼	33¼	18½	-	40 13.0



Shown with Metal Leg and Plinth Accent Trim

Must Specify (in this order):

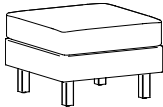
- Model #
- Primary Upholstery
- Accent Upholstery
- Ottoman Leg
- Leg Finish
- Plinth Accent
- Plinth Accent Finish
- Power

Description

- Standard with: Metal Legs and Ganging Brackets Included but Not Installed
- Available with Contrasting Upholstery ([See Details](#))
- Power Available on Either a 31" Side or a 33" Side
- Optional Plinth Accent Trim and Wood Legs Available in Contrasting Finish Colors
- Optional Wood Leg ([See Finish Options](#)), Plinth Accent ([See Plinth Options](#)) and Power ([See Seating Power Options](#))

List Price/Grade	Yards	COM/1	2	3	4	5	6	7	8	9	10	L1	L2
Single Upholstery	4.25	\$ 1770	1991	2178	2361	2637	2918	3317	3734	3734	4779	3173	3772
Contrasting Upholstery													
Primary	2.75	1770	1913	2034	2152	2331	2513	2771	3041	3354	3717	2678	3065
Accent	1.50	0	78	144	209	306	405	546	693	864	1062	495	707

26" OTTOMAN	620-2626OT	-	-	-	26	26	18½	-	30	12.1
-------------	------------	---	---	---	----	----	-----	---	----	------



Shown with Metal Leg

Must Specify (in this order):

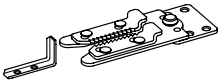
- Model #
- Primary Upholstery
- Accent Upholstery
- Ottoman Leg
- Leg Finish
- Plinth Accent
- Plinth Accent Finish
- Power

Description

- Standard with: Metal Legs and Ganging Brackets Included but Not Installed
- Available with Contrasting Upholstery ([See Details](#))
- Power is Available in One Side of the Unit
- Optional Plinth Accent Trim and Wood Legs Available in Contrasting Finish Colors
- Optional Wood Leg ([See Finish Options](#)), Plinth Accent ([See Plinth Options](#)) and Power ([See Seating Power Options](#))

List Price/Grade	Yards	COM/1	2	3	4	5	6	7	8	9	10	L1	L2
Single Upholstery	2.50	\$ 1433	1563	1673	1781	1943	2108	2343	2588	2873	3203	2258	2611
Contrasting Upholstery													
Primary	1.75	1445	1536	1613	1688	1802	1918	2082	2254	2453	2684	2023	2269
Accent	1.00	0	52	96	139	204	270	364	462	576	708	330	471

Item	Model No.	W	D	H	Ship Wt	Cubic Ft	List Price
GANGING BRACKET KIT	620-000GB	4	4½	½	6	0.3	\$ 98



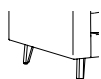
OPEN MARKET

Must Specify (in this order):

- Model #
- Quantity

Description

- Includes Two (2) Brackets For Connecting One (1) Seating Unit or Ottoman to Another Seating Unit with and without Plinth Accent Trim Option
- Ganging Brackets are Included on Some Models; See Individual Models.
- Not to be Used with Plush Tables

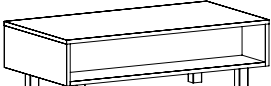


Optional Wood Leg



Optional Plinth Accent Trim

For ordering options, [see overview at the beginning of this section.](#)

Item	Model No.		W	D	H	Ship Wt	Cubic Ft	List Price
	620-2445CT	Veneer/HPL	45	24	15	77	9.4	W/P\$ 2169
	Veneer Chassis							
	620-2445CTT	TFL	45	24	15	77	9.4	T\$ 1325
	TFL Chassis							P\$ 1447

Shown with Metal Leg

Must Specify (in this order):

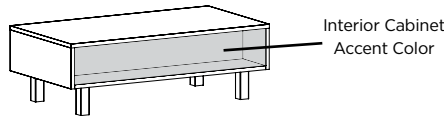
- Model #
- Top Material
- Finish/Color
- Cabinet Accent Color (Veneer Only)
- Leg
- Leg Finish/Color
- Power Location
- Power

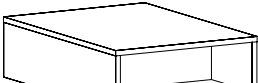
Description

- Standard with: Metal Legs
- Chassis Available in Veneer (W) or TFL (T)
- Top Available with Veneer (W), TFL (T) or HPL (P), Must Specify
- Primary Finish and Wood Legs Available in Contrasting Finish Colors; [See Color Options](#)
- 9"D Cubby Area on Both Sides of the Table
- Optional Cabinet Interior Accent Color on Veneer Tables Only; Must Specify Color, [See Color Options](#)
- Optional Wood Leg ([See Finish Options](#)) and Power ([See Table Power Options](#))

Veneer Table Cabinet Accent Option: Specify Color & Add

Interior Cabinet Table Accent	- Available on Veneer Tables Only; See Color Options	\$	191
-------------------------------	--	----	-----



Item	Model No.		W	D	H	Ship Wt	Cubic Ft	List Price
	620-2433GET	Veneer/HPL	33	24	15	59	6.9	W/P\$ 1868
	Veneer Chassis							
	620-2433GETT	TFL	33	24	15	59	6.9	T\$ 1196
	TFL Chassis							P\$ 1306

Shown with Wood Leg

Must Specify (in this order):

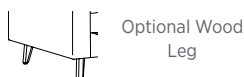
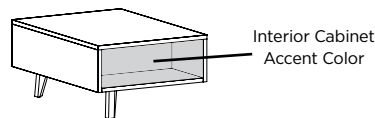
- Model #
- Top Material
- Finish/Color
- Cabinet Accent Color (Veneer Only)
- Leg
- Leg Finish/Color
- Plinth Attachment
- Power Location
- Power

Description

- Standard with: Metal Legs and Ganging Brackets on Connecting Side
- Chassis Available in Veneer (W) or TFL (T)
- Top Available with Veneer (W), TFL (T) or HPL (P), Must Specify
- Primary Finish and Wood Legs Available in Contrasting Finish Colors; [See Color Options](#)
- Ganging Construction will Vary Based on the Connection of Table to Chairs with the Plinth Accent Trim Option. [See Options](#) to Specify Plinth Attachment When Ganging Tables with Plush Seating That Have the Plinth Accent Trim Option
- 12"D Cubby Area on Both Sides of the Table
- Optional Cabinet Interior Accent Color on Veneer Tables Only; Must Specify Color, [See Color Options](#)
- Optional Wood Leg ([See Finish Options](#)) and Power ([See Table Power Options](#))

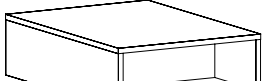
Veneer Table Cabinet Accent Option: Specify Color & Add

Interior Cabinet Table Accent	- Available on Veneer Tables Only; See Color Options	\$	191
-------------------------------	--	----	-----



T = TFL P = HPL W = Veneer

For ordering options, [see overview at the beginning of this section.](#)

Item	Model No.		W	D	H	Ship Wt	Cubic Ft	List Price
GANGING INLINE TABLE	620-2433GT	Veneer/HPL	33	24	9	53	4.1	W/P\$ 1882
		Veneer Chassis						
	620-2433GTT	TFL	33	24	9	53	4.1	T\$ 1204
		TFL Chassis						P\$ 1314

Description

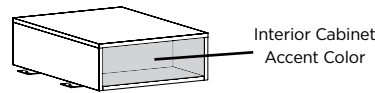
- Standard with: Four (4) Ganging Brackets Included
- Chassis Available in Veneer (W) or TFL (T)
- Top Available with Veneer (W), TFL (T) or HPL (P), Must Specify
- 12”D Cubby Area on Both Sides of the Table
- Optional Cabinet Interior Accent Color on Veneer Tables Only; Must Specify Color, [See Color Options](#)
- Ganging Construction will Vary Based on the Connection of Table to Chairs with the Plinth Accent Trim Option. [See Options](#) to Specify Plinth Attachment When Ganging Tables with Plush Seating That Have the Plinth Accent Trim Option
- Optional Power ([See Table Power Options](#))

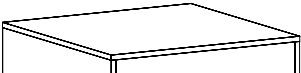
Must Specify (in this order):

- Model #
- Top Material
- Finish/Color
- Cabinet Accent Color (Veneer Only)
- Plinth Attachment
- Power Location
- Power

Veneer Table Cabinet Accent Option: Specify Color & Add

Interior Cabinet Table Accent	- Available on Veneer Tables Only; See Color Options	\$	191
-------------------------------	--	----	-----



GANGING CORNER TABLE	620-3333CGT	Veneer/HPL	33	33	15	67	9.5	W/P\$ 2146
		Veneer Chassis						
	620-3333CGTT	TFL	33	33	15	67	9.5	T\$ 1349
		TFL Chassis						P\$ 1489

Shown with Metal Leg

Must Specify (in this order):

- Model #
- Top Material
- Finish/Color
- Leg
- Leg Finish
- Plinth Attachment
- Power Location
- Power

Description

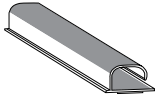
- Standard with: Metal Legs, Top Features Diagonal Grain Direction, and Four (4) Ganging Brackets Included
- Chassis Available in Veneer (W) or TFL (T)
- Top Available with Veneer (W), TFL (T) or HPL (P), Must Specify
- Ganging Construction will Vary Based on the Connection of Table to Chairs with the Plinth Accent Trim Option. [See Options](#) to Specify Plinth Attachment When Ganging Tables with Plush Seating That Have the Plinth Accent Trim Option
- No Cubby Thus Interior Cabinet Accent Not Available
- Optional Wood Leg ([See Finish Options](#)) and Power ([See Table Power Options](#))



T = TFL P = HPL W = Veneer

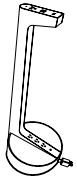
For ordering options, [see overview at the beginning of this section.](#)

Item	Model No.	W	D	H	Ship Wt	Cubic Ft	List Price
WIRE CHANNEL	01-32125	24	1 $\frac{1}{2}$	1	.25	0.3	\$ 106


Description

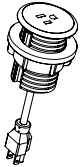
- Available in Black
- Includes (2) Double-Sided Tape Ribbons for Easy Installation
- Open J Channel for Easy Wire Management

VESTA POWER CENTER	01-PDCTR	10 $\frac{3}{4}$	12	28 $\frac{1}{4}$	14	2.5	\$ 1776
--------------------	----------	------------------	----	------------------	----	-----	---------


Description

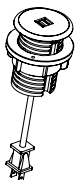
- Top Includes One (1) Power Outlet, Two (2) USB Ports and One (1) USBC Port; Base Includes Three (3) Outlet
- Available in White
- 120" Power Cord
- Built with Weight Distribution for Optimal Stability
- Base is 5" Tall

SINGLE POWER SAND DOLLAR	01-SAND60PS	Silver	3	3	4	1	0.2	\$ 98
	01-SAND60PW	White						
	01-SAND60PB	Black						


Description


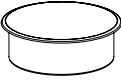

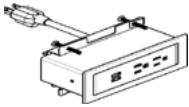
- Unit is 2" Diameter; Mounts in 60mm Round Grommet
- 6' Cord
- Single Power Outlet

DOUBLE USB SAND DOLLAR	01-SAND60US	Silver	3	3	4	1	0.2	\$ 277
	01-SAND60UW	White						
	01-SAND60UB	Black						

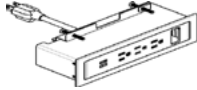

Description

- Unit is 2" Diameter; Mounts in 60mm Round Grommet
- 6' Cord
- Double USB

For ordering options, [see overview at the beginning of this section.](#)

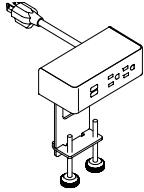
Item	Model No.		W	D	H	Ship Wt	Cubic Ft	List Price
 Open Market Only	01-DOCK150W	White	3	3	¾"	1	0.2	\$ 405
	01-DOCK150B	Black						
Description <ul style="list-style-type: none"> • For Use with Wireless Charging Enabled Devices and USB Charging Devices • 5 Watt Maximum Output with a Direct Current Input of 5V 6A (Wireless Fast Charge) • Mounts in 76mm Round Cut-Out • Pop-Up is ¾"H and Includes Three (3) USB Ports; One (1) 12 Watt Maximum with 2.4A (USB Fast Charge) and Two (2) 5 Watt with 1A (USB Standard Charge) • LED Light will Confirm Pairing with Device and Begin Wireless Charging • UL and cUL Certified 								
 Open Market Only	01-DOCK950W	White	3 $\frac{3}{16}$	3 $\frac{3}{16}$	-	1	0.2	\$ 265
	01-DOCK950B	Black						
Description <ul style="list-style-type: none"> • For Use with Wireless Charging Enabled Devices • 5 Watts Maximum Output with a Direct Current of 5V 2A and 10 Watts Maximum with Quick Charge 2.0 • Mounts in 76mm Round Cut-Out • LED will Confirm Pairing with Device and Begin Wireless Charging 								
 Open Market Only	01-DATA440A	Aluminum	5 $\frac{5}{16}$	4 $\frac{3}{8}$	-	5	0.2	\$ 964
	01-DATA440B	Black						
Description <ul style="list-style-type: none"> • Two (2) Power Outlets • Soft Touch Hinged Lid • 6' Power Cord • UL and CSA Recognized 								
 Open Market Only	01-DUOBEZELS	Silver	9	2 $\frac{5}{8}$	3	1	0.2	\$ 675
	01-DUOBEZELW	White						
	01-DUOBEZELB	Black						
Description <ul style="list-style-type: none"> • Worksurface Must Be Routed To Accept Unit, Which Sits Down Into Worksurface Supported By Attractive Slim Fit Bezel • Two (2) Power / Two (2) USB Power • Independent USB Circuit Controllers Deliver up to 2.1 Amps to Each Port • All Mounting Hardware Included • FCC Part 15A and UL Approved for Horizontal and Vertical Applications • 10' Cord 								

For ordering options, [see overview at the beginning of this section.](#)

Item	Model No.		W	D	H	Ship Wt	Cubic Ft	List Price
	01-TRIOBEZELS	Silver	6½	2½	3¼	1	0.2	\$ 725
	01-TRIOBEZELW	White						
	01-TRIOBEZELB	Black						

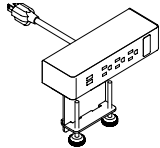
Description

- Worksurface Must Be Routed To Accept Unit, Which Sits Down Into Worksurface Supported By Attractive Slim Fit Bezel
- Three (3) Power/Two (2) USB Power/One (1) Open Data
- Independent USB Circuit Controllers Deliver up to 2.1 Amps to Each Post
- HDMI, VGA, or RJ45 Accessories Sold Separately
- All Mounting Hardware Included
- FCC Part 15A and UL Approved for Horizontal and Vertical Applications
- 10' Cord

	01-DUOCLAMPS	Silver	5½	3	7	1	0.2	\$ 572
	01-DUOCLAMPW	White						
	01-DUOCLAMPB	Black						

Description

- Silver Metal Trim
- Clamps to Top
- Two (2) Power/Two (2) USB Power
- Independent USB Circuit Controllers Deliver up to 2.1 Amps to Each Post
- All Mounting Hardware Included
- FCC Part 15A and UL Approved for Horizontal and Vertical Applications
- 10' Cord

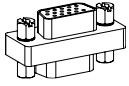
	01-TRIOCLAMPS	Silver	8	3	7	1	0.2	\$ 671
	01-TRIOCLAMPW	White						
	01-TRIOCLAMPB	Black						

Description

- Silver Metal Trim
- Clamps to Top
- Three (3) Power/Two (2) USB Power/One (1) Open Data; 10' Cord
- Independent USB Circuit Controllers Deliver up to 2.1 Amps to Each Post
- HDMI, VGA, or RJ45 Accessories Sold Separately; See Below
- All Mounting Hardware Included
- FCC Part 15A and UL Approved for Horizontal and Vertical Applications

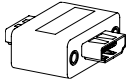
For ordering options, [see overview at the beginning of this section.](#)

Item	Model No.	W	D	H	Ship Wt	Cubic Ft	List Price
TRIO VGA DATA PORT ACCESSORY	01-LCOMVGA	-	-	-	-	-	\$ 121

**Description**

- VGA Ports for Trio Units

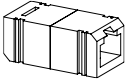
TRIO HDMI DATA PORT ACCESSORY	01-LCOMHDMI	-	-	-	-	-	\$ 166
----------------------------------	-------------	---	---	---	---	---	--------

**Description**

- HDMI Ports for Trio Units

Open Market Only

TRIO RJ45 DATA PORT ACCESSORY	01-LCOMRJ45	-	-	-	-	-	\$ 79
----------------------------------	-------------	---	---	---	---	---	-------

**Description**

- RJ45 Ports for Trio Units

For ordering options, [see overview at the beginning of this section.](#)

Designed by Jason Lansdale in conjunction with our UK partner, Pledge, Polka is a flexible and fun modular seating range with soft curves and gentle waterfall seat edges. Its low, wide stance and asymmetric shapes provide a striking alternative for sitting, relaxing, and touchdown working. Perfect for lobbies, atriums, and collaboration areas.

CONSTRUCTION

- Internal wood components and frame are manufactured using Baltic Birch plywood; frames are individually hand assembled, and all joints are mortised and tenoned, and glued for maximum strength and durability
- Legs are constructed of European Beech; Leg is 1¾"W x 10½"D 8¾"H with glide, Foot is 2¼"D
- High Grade Polyurethane Foam, 3¾" thick
- Includes non-marring, nylon adjustable glides
- Lounge units rated for users up to 275lbs
- Ships fully assembled

HOW TO ORDER EXAMPLE

Model No.	Description	Example
PLK01L	Leg Finish	BW
	Upholstery	CF Stinson Round Trip Energy

UPHOLSTERY OPTIONS

Available in single upholstery. Select from a wide variety of graded-in or contract options, including fabric, vinyl, and leather.

Upholstery is applied across the roll and Indiana Furniture will make every attempt to apply the upholstery in the same direction on multiple pieces while making the best use of the yardage supplied.

LEG WOOD FINISHES

Indiana Furniture uses a multi-step, hand finishing process on all exposed wood.

Chairs feature a catalyzed varnish finish which offers durability, lasting beauty, and resistance to normal wear.

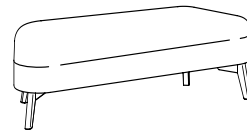
AW Artisan Walnut	MW Mahogany Walnut
AS Asian Night	MAS Mesa Sunset*
BW Beigewood*	MTS Metropolis Sky
BL Black	MNR Midnight Run
CO Columbian Walnut	NTM Natural Marrone*
DC Dark Cherry	ORW Oak Riftwood*
DFW Dark Forest Walnut*	PNW Pinnacle Walnut
WH Designer White	PTK Portico Teak*
EF Espresso	RC River Cherry*
FO Fawn Oak*	SCH Select Cherry
FLW Florence Walnut*	SPW Sepia Walnut*
GC Golden Cherry	SKC Shaker Cherry
HVM Harvest Maple*	SBP Smoky Brown Pear*
HW Harvest Walnut	TK Studio Teak
HNW Henna Walnut	SM Sugar Maple
KHE Kirsche	WTA Weathered Ash*
LW Legacy Walnut	WNB White Nebbia
	WC Williamsburg Cherry

* Finish is Low Sheen

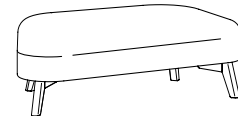
CERTIFICATIONS & COMPLIANCE

- CAL 117-2013 Compliance
- Intertek Sustainability Certified
- BIFMA level® Certified
- BIFMA Compliant® Certified
- TSCA Title VI (CARB) Compliance
- Contributes to LEED®, Green Globes®, and WELL® Sustainable Programs

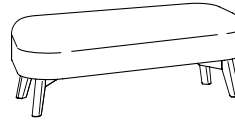
STATEMENT OF LINE



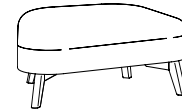
84¾"W x 38¼"D
PLK01R (Right)
PLK01L (Left)
[\(See Details\)](#)



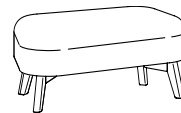
61"W x 38¼"D
PLK02R (Right)
PLK02L (Left)
[\(See Details\)](#)



61¾"W x 29½"D
PLK03R (Right)
PLK03L (Left)
[\(See Details\)](#)



47¼"W x 38¼"D
PLK04R (Right)
PLK04L (Left)
[\(See Details\)](#)



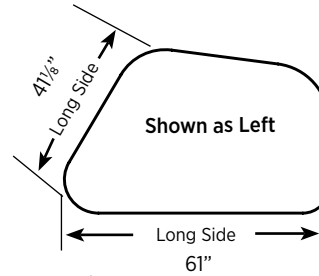
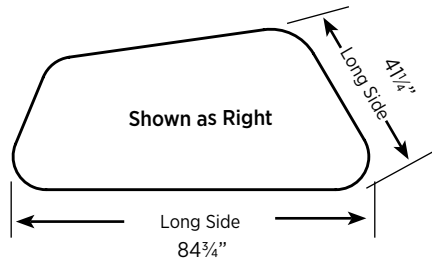
47¼"W x 29½"D
PLK05R (Right)
PLK05L (Left)
[\(See Details\)](#)



Polka offers five asymmetric shapes, available in left and right models, to easily create extra seating or touchdown areas. The left or right model is determined by which side the longest diagonal is on when facing the longest straight side.

PLK01L/R

84 $\frac{5}{8}$ "W
38 $\frac{1}{4}$ "D
17 $\frac{3}{4}$ "H

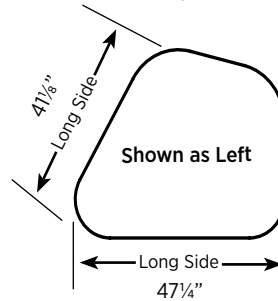
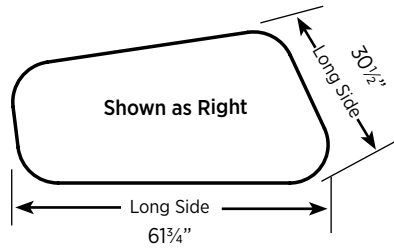


PLK02L/R

61"W
38 $\frac{1}{4}$ "D
17 $\frac{3}{4}$ "H

PLK03L/R

61 $\frac{3}{8}$ "W
29 $\frac{1}{2}$ "D
17 $\frac{3}{4}$ "H

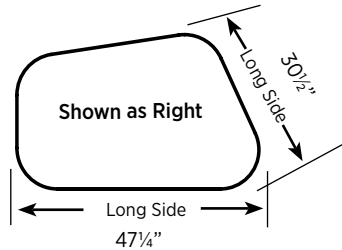


PLK04L/R

47 $\frac{1}{4}$ "W
38 $\frac{1}{4}$ "D
17 $\frac{3}{4}$ "H

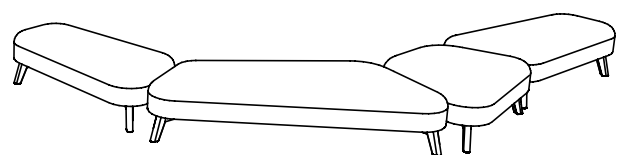
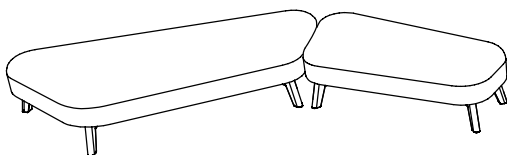
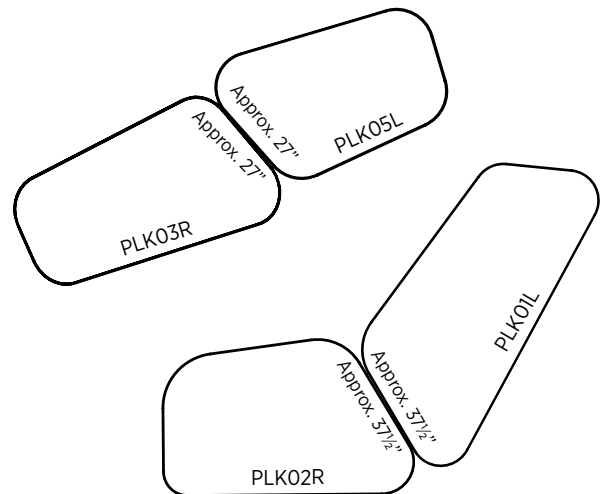
PLK05L/R

47 $\frac{1}{4}$ "W
29 $\frac{1}{2}$ "D
17 $\frac{3}{4}$ "H



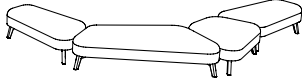
Polka's soft curves, wide stance, and asymmetric shapes offer enormous flexibility when creating seating areas. Polka units fit best when pairing lounge units with the same diagonal measurement together.

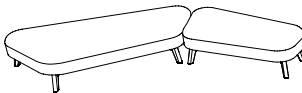
See individual products for coordinating measurements and set your imagination free.



POLKA

MODULAR LOUNGE BY PLEDGE (PLK SERIES)

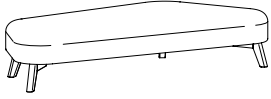
Item	Model No.	Width	Depth	Height	Ship Wt	Cubic Ft	List Price	
	PLK-1	255½	38¼	17¾	233	113.8	\$ 8512	
	CONSISTS OF:		QTY					
	PLK01R	1	84¾"Wx38¼"D Modular Lounge, Right				\$ 2530	
	PLK04L	1	47¼"Wx38¼"D Modular Lounge, Left				\$ 1918	
	PLK03R	2	61¾"Wx29½"D Modular Lounge, Right				\$ 4064	
Products are available as left or right and with other features, where applicable Grade 1 with standard metal leg pricing								

	PLK-2	146½	38¼	17¾	135	65.0	\$ 4562	
	CONSISTS OF:		QTY					
	PLK01R	1	84¾"Wx38¼"D Modular Lounge, Right				\$ 2530	
	PLK03R	1	61¾"Wx29½"D Modular Lounge, Right				\$ 2032	
Products are available as left or right and with other features, where applicable Grade 1 with standard metal leg pricing								

For ordering options, [see overview at the beginning of this section.](#)

PLEDGE

Item	Model No.	Seat Width	Seat Depth	Seat Height	Ship Wt	Cubic Ft
84¾"Wx38¼"D MODULAR LOUNGE	Left					
	Right					
	PLK01L	PLK01R	84⅝	38¼	17¾	85 39.4



Shown as Right

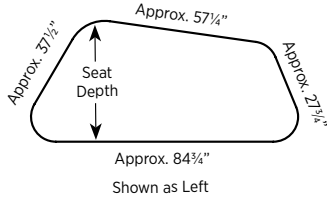
Must Specify (in this order):

- Model #
- Leg Finish
- Upholstery

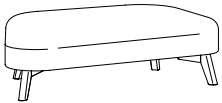
Description

- Determine Left or Right by Facing Long Straight Side with Long Diagonal on Right or Left ([See Sizes](#))

List Price/Grade	Yards	COM/1	2	3	4	5	6	7	8	9	10	L1	L2
Single Upholstery	3.75	\$ 2530	2725	2890	3051	3295	3543	3895	4263	4690	5185	3768	4296



Item	Model No.	Seat Width	Seat Depth	Seat Height	Ship Wt	Cubic Ft
61"Wx38¼"D MODULAR LOUNGE	Left					
	Right					
	PLK02L	PLK02R	61	38¼	17¾	65 29.2



Shown as Left

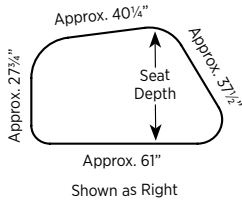
Must Specify (in this order):

- Model #
- Leg Finish
- Upholstery

Description

- Determine Left or Right by Facing Long Straight Side with Long Diagonal on Right or Left ([See Sizes](#))

List Price/Grade	Yards	COM/1	2	3	4	5	6	7	8	9	10	L1	L2
Single Upholstery	2.75	\$ 2276	2419	2540	2658	2837	3019	3277	3547	3860	4223	3184	3571



Item	Model No.	Seat Width	Seat Depth	Seat Height	Ship Wt	Cubic Ft
61¾"Wx29½"D MODULAR LOUNGE	Left					
	Right					
	PLK03L	PLK03R	61⅝	29½	17¾	50 25.6



Shown as Left

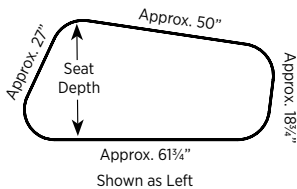
Must Specify (in this order):

- Model #
- Leg Finish
- Upholstery

Description

- Determine Left or Right by Facing Long Straight Side with Long Diagonal on Right or Left ([See Sizes](#))

List Price/Grade	Yards	COM/1	2	3	4	5	6	7	8	9	10	L1	L2
Single Upholstery	2.50	\$ 2032	2162	2272	2380	2542	2707	2942	3187	3472	3802	2857	3210



For ordering options, [see overview at the beginning of this section.](#)

Item	Model No.	Seat Width	Seat Depth	Seat Height	Ship Wt	Cubic Ft
47¼"Wx38¼"D MODULAR LOUNGE	Left					
	Right					
	PLK04L	PLK04R	47¼	38¼	17¾	48 23.2



Shown as Right

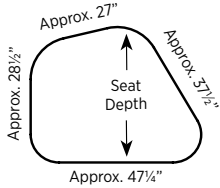
Must Specify (in this order):

- Model #
- Leg Finish
- Upholstery

Description

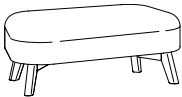
- Determine Left or Right by Facing Long Straight Side with Long Diagonal on Right or Left ([See Sizes](#))

List Price/Grade	Yards	COM/1	2	3	4	5	6	7	8	9	10	L1	L2
Single Upholstery	2.25	\$ 1918	2035	2134	2231	2377	2526	2737	2958	3214	3511	2661	2978



Shown as Right

Item	Model No.	Seat Width	Seat Depth	Seat Height	Ship Wt	Cubic Ft
47¼"Wx29½"D MODULAR LOUNGE	Left					
	Right					
	PLK05L	PLK05R	47¼	29½	17¾	42 19.5



Shown as Left

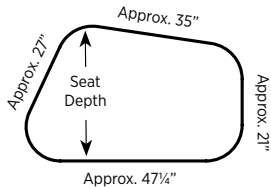
Must Specify (in this order):

- Model #
- Leg Finish
- Upholstery

Description

- Determine Left or Right by Facing Long Straight Side with Long Diagonal on Right or Left ([See Sizes](#))

List Price/Grade	Yards	COM/1	2	3	4	5	6	7	8	9	10	L1	L2
Single Upholstery	2.00	\$ 1847	1951	2039	2125	2255	2387	2575	2771	2999	3263	2507	2789



Shown as Left

For ordering options, [see overview at the beginning of this section.](#)

Clean lines, refined scale, and gracefully angled arms makes Portia an excellent choice for comfortable guest or lounge applications with timeless appeal. Solid hardwood frames provide for a smooth and radiant finish, while loose cushions make these models easy to clean.

CONSTRUCTION

- Internal wood components are manufactured using plywood, while chair frames are manufactured using Maple
- All chair joints are mortised and tenoned, screwed and glued for maximum strength and durability
- Legs are 10" tall
- Non-marring nylon glides included in each leg at floor level
- High Grade Polyurethane Foam, 5½" thick in the seat and 4¾" thick in the back
- Lounge unist rated for users up to 275lbs
- Ships fully assembled

HOW TO ORDER EXAMPLE

Model No.	Description	Example
576	Leg Finish Upholstery Glides	TK Momentum Cover Cloth Delft STD

WOOD FINISHES

Indiana Furniture uses a multi-step, hand finishing process on all exposed wood frames.

Chairs feature a catalyzed varnish finish which offers durability, lasting beauty, and resistance to normal wear.

AW Artisan Walnut	MW Mahogany Walnut
AS Asian Night	MAS Mesa Sunset*
BW Beigewood*	MTS Metropolis Sky
BL Black	MNR Midnight Run
CO Columbian Walnut	NTM Natural Marrone*
DC Dark Cherry	ORW Oak Riftwood*
DFW Dark Forest Walnut*	PNW Pinnacle Walnut
WH Designer White	PTK Portico Teak*
EF Espresso	RC River Cherry*
FO Fawn Oak*	SCH Select Cherry
FLW Florence Walnut*	SPW Sepia Walnut*
GC Golden Cherry	SKC Shaker Cherry
HVM Harvest Maple*	SBP Smoky Brown Pear*
HW Harvest Walnut	TK Studio Teak
HNW Henna Walnut	SM Sugar Maple
KHE Kirsche	WTA Weathered Ash*
LW Legacy Walnut	WNB White Nebbia
* Finish is Low Sheen	WC Williamsburg Cherry

UPHOLSTERY OPTIONS

Available in single upholstery in a wide variety of graded-in or contract options, including fabric, vinyl, and leather.

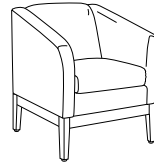
GLIDE OPTIONS

STD	Nylon Glides	STD
FELT	Felt Glides	\$ N/C


CERTIFICATIONS & COMPLIANCE

- CAL 117-2013 Compliance
- Intertek Sustainability Certified
- BIFMA level® Certified
- BIFMA Compliant® Certified
- TSCA Title VI (CARB) Compliance
- Contributes to LEED®, Green Globes®, and WELL® Sustainable Programs

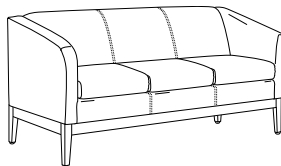
STATEMENT OF LINE




Club Chair: 576
[\(See Details\)](#)



Settee: 5762
[\(See Details\)](#)




Sofa: 5763
[\(See Details\)](#)



Enhance your space with new Cushion Pillows. Available in multiple shapes and sizes, and with or without piping.
[See Product Details.](#)

Item	Model No.	Chair Width	Chair Depth	Chair Height	Seat Width	Seat Depth	Seat Height	Arm Height	Ship Wt	Cubic Ft
CLUB CHAIR	576	31	30	34	18½	20	19½	28	58	24.0




Description

- Standard with: Wood Legs and One (1) Loose Cushion

List Price/Grade	Yards	COM/1	2	3	4	5	6	7	8	9	10	L1	L2
Single Upholstery	5.00	\$ 2633	2893	3113	3328	3653	3983	4453	4943	5513	6173	4283	4988

Must Specify (in this order):
Model #
Leg Finish
Upholstery

SETTEE	5762	51	30	34	41	20	19½	28	82	42.6
--------	------	----	----	----	----	----	-----	----	----	------



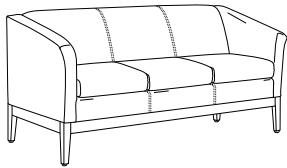
Description

- Standard with: Wood Legs and Two (2) Loose Cushions

List Price/Grade	Yards	COM/1	2	3	4	5	6	7	8	9	10	L1	L2
Single Upholstery	5.75	\$ 3700	3999	4252	4499	4873	5253	5793	6357	7012	7771	5598	6408

Must Specify (in this order):
Model #
Leg Finish
Upholstery

SOFA	5763	71	30	34	61	20	19½	28	98	55.8
------	------	----	----	----	----	----	-----	----	----	------



Description

- Standard with: Wood Legs and Three (3) Loose Cushions

List Price/Grade	Yards	COM/1	2	3	4	5	6	7	8	9	10	L1	L2
Single Upholstery	8.75	\$ 4969	5424	5809	6185	6754	7332	8154	9012	10009	11164	7857	9090

Must Specify (in this order):
Model #
Leg Finish
Upholstery

For ordering options, [see overview at the beginning of this section.](#)

Create a timeless foundation for office environments with traditional style that is classic and enduring. Select from tufted or plain backs to best fit your design vision and environment. Swivels feature swivel-tilt control with pneumatic height adjustment. Solid hardwood frames feature carved arm and leg detailing.

CONSTRUCTION

- Exposed wood components and chair frame are manufactured using European Beech and are free of spirits, discoloration, pits, shakes, and wormholes; base caps are manufactured using select maple
- All chair joints are double-doweled or mortised and tenoned, screwed, and glued for maximum strength and durability
- All seats feature corner blocking
- Frames are individually hand assembled and sanded prior to being finished
- Non-marring nylon glides included in each leg at floor level
- If applicable, caster options include hooded casters available in black, brass and silver or choose black soft casters for hard surfaces
- High Grade Polyurethane Foam, 1½" thick in the seat and back
- Textiles are sewn with double stitch seams
- High quality sinuous springs with weight distribution rods ensure a comfortable seating application
- Seating rated for users up to 275lbs
- Ships fully assembled

HOW TO ORDER EXAMPLE

Model No.	Description	Example
112TB	Finish	EF
	Primary Upholstery	UF Ultraleather Original Elephant
	Control	STD
	Casters	SLCS

CONTROLS OPTIONS

STD	Swivel-Tilt with Adjustable Tension Spring	STD
KT	Knee-Tilt Control	\$ 299

CASTER OPTIONS (IF APPLICABLE)

BRCS	Brass Hooded Casters	STD
BLCS	Black Hooded Casters	\$ N/C
SLCS	Silver Hooded Casters	\$ N/C
BHC	Black Soft Caster for Hard Surfaces	\$ N/C

UPHOLSTERY OPTIONS

Available in single upholstery in a wide variety of graded-in or contract options, including fabric, vinyl, and leather.

WOOD FINISHES

Indiana Furniture uses a multi-step, hand finishing process on all exposed wood frames.

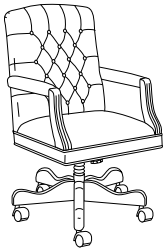
Chairs feature a catalyzed varnish finish which offers durability, lasting beauty, and resistance to normal wear.

AW	Artisan Walnut	MW	Mahogany Walnut
AS	Asian Night	MAS	Mesa Sunset*
BW	Beigewood*	MTS	Metropolis Sky
BL	Black	MNR	Midnight Run
CO	Columbian Walnut	NTM	Natural Marrone*
DC	Dark Cherry	ORW	Oak Riftwood*
DFW	Dark Forest Walnut*	PNW	Pinnacle Walnut
WH	Designer White	PTK	Portico Teak*
EF	Espresso	RC	River Cherry*
FO	Fawn Oak*	SCH	Select Cherry
FLW	Florence Walnut*	SPW	Sepia Walnut*
GC	Golden Cherry	SKC	Shaker Cherry
HVM	Harvest Maple*	SBP	Smoky Brown Pear*
HW	Harvest Walnut	TK	Studio Teak
HNW	Henna Walnut	SM	Sugar Maple
KHE	Kirsche	WTA	Weathered Ash*
LW	Legacy Walnut	WNB	White Nebbia
		WC	Williamsburg Cherry

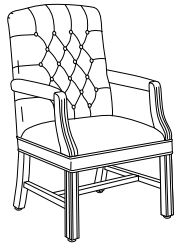
* Finish is Low Sheen

CERTIFICATIONS & COMPLIANCE

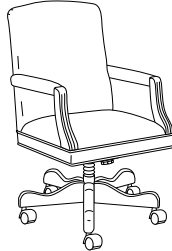
- CAL 117-2013 Compliance
- Intertek Sustainability Certified
- BIFMA level® Certified
- BIFMA Compliant® Certified
- TSCA Title VI (CARB) Compliance
- Contributes to LEED®, Green Globes®, and WELL® Sustainable Programs



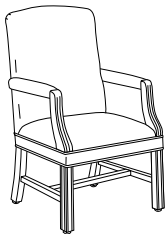
Tufted High Back
Swivel: 112TB
[\(See Details\)](#)




Tufted High Back
Guest: 116TB
[\(See Details\)](#)




High Back
Swivel: 112
[\(See Details\)](#)




High Back
Guest: 116
[\(See Details\)](#)



Mid Back Guest,
Closed Arms: 117
[\(See Details\)](#)

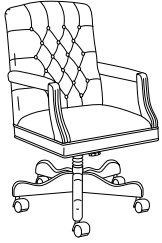


Mid Back Guest,
Open Arms: 118
[\(See Details\)](#)



Mid Back Guest,
Armless: 118N
[\(See Details\)](#)

Item	Model No.	Chair Width	Chair Depth	Chair Height	Seat Width	Seat Depth	Seat Height	Arm Height	Ship Wt	Cubic Ft
TUFTED HIGH BACK SWIVEL	112TB	25	28½	40-44	18½	18	16-20	27-30	52	20



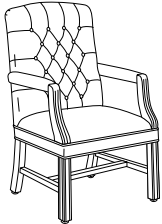
Must Specify (in this order):
Model #
Finish
Upholstery
Control
Caster

Description

- Standard with: Swivel Tilt Control with Adjustable Tension, Pneumatic Height Adjustment, Tufted Back, 5-Star Base with Hardwood Caps, and Brass Hooded Dual Wheel Casters
- Additional Options: Caster Options ([See Casters](#)) and Control Options ([Knee-Tilt Control Option](#))

List Price/Grade	Yards	COM/1	2	3	4	5	6	7	8	9	10	L1	L2
Single Upholstery	2.75	\$ 2649	2792	2913	3031	3210	3392	3650	3920	4233	4596	3557	3944

TUFTED HIGH BACK GUEST	116TB	25	27½	41½	19	18	17½	28	32	23.2
------------------------	-------	----	-----	-----	----	----	-----	----	----	------



Must Specify (in this order):
Model #
Finish
Upholstery

Description

- Standard with: Tufted Back and Nylon Glides

List Price/Grade	Yards	COM/1	2	3	4	5	6	7	8	9	10	L1	L2
Single Upholstery	2.75	\$ 2217	2360	2481	2599	2778	2960	3218	3488	3801	4164	3125	3512

HIGH BACK SWIVEL	112	25	28½	40-44	18½	18	16-20	27-30	52	20
------------------	-----	----	-----	-------	-----	----	-------	-------	----	----



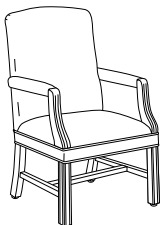
Must Specify (in this order):
Model #
Finish
Upholstery
Control
Caster

Description

- Standard with: Swivel Tilt Control with Adjustable Tension, Pneumatic Height Adjustment, 5-Star Base with Hardwood Caps, and Brass Hooded Dual Wheel Casters
- Additional Options: Caster Options ([See Casters](#)) and Control Options ([Knee-Tilt Control Option](#))

List Price/Grade	Yards	COM/1	2	3	4	5	6	7	8	9	10	L1	L2
Single Upholstery	2.75	\$ 2460	2603	2724	2842	3021	3203	3461	3731	4044	4407	3368	3755

HIGH BACK GUEST	116	25	27½	41½	19	18	17½	28	32	23.2
-----------------	-----	----	-----	-----	----	----	-----	----	----	------



Must Specify (in this order):
Model #
Finish
Upholstery

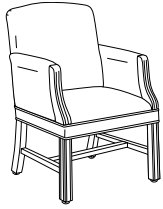
Description

- Standard with: Nylon Glides

List Price/Grade	Yards	COM/1	2	3	4	5	6	7	8	9	10	L1	L2
Single Upholstery	2.75	\$ 1980	2123	2244	2362	2541	2723	2981	3251	3564	3927	2888	3275

For ordering options, [see overview at the beginning of this section.](#)

Item	Model No.	Chair Width	Chair Depth	Chair Height	Seat Width	Seat Depth	Seat Height	Arm Height	Ship Wt	Cubic Ft
MID BACK GUEST WITH CLOSED ARMS	117	25½	25	36	20	18	18½	27¾	32	23.2

**Description**

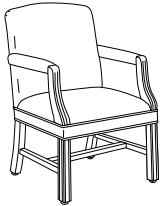
- Standard with: Nylon Glides

List Price/Grade	Yards	COM/1	2	3	4	5	6	7	8	9	10	L1	L2
Single Upholstery	3.50	\$ 2442	2624	2778	2929	3156	3387	3716	4059	4458	4920	3597	4091

Must Specify (in this order):

Model #
Finish
Upholstery

MID BACK GUEST WITH OPEN ARMS	118	25½	25	36	20	18	18½	27¾	32	23.2
-------------------------------	-----	-----	----	----	----	----	-----	-----	----	------

**Description**


- Standard with: Nylon Glides

List Price/Grade	Yards	COM/1	2	3	4	5	6	7	8	9	10	L1	L2
Single Upholstery	2.75	\$ 1899	2042	2163	2281	2460	2642	2900	3170	3483	3846	2807	3194

Must Specify (in this order):

Model #
Finish
Upholstery

ARMLESS MID BACK GUEST	118N	24	25	36	22	18	18½	-	32	23.2
------------------------	------	----	----	----	----	----	-----	---	----	------

**Description**

- Standard with: Nylon Glides

List Price/Grade	Yards	COM/1	2	3	4	5	6	7	8	9	10	L1	L2
Single Upholstery	2.50	\$ 1721	1851	1961	2069	2231	2396	2631	2876	3161	3491	2546	2899

Must Specify (in this order):

Model #
Finish
Upholstery

For ordering options, [see overview at the beginning of this section.](#)

Created for everyday use in every application, Rockstar features generous, contoured proportions and standout comfort for users of all sizes. With your choice of back, arm, and base options, weight-activated controls, and button detailing, this chair can rock any environment.

CONSTRUCTION

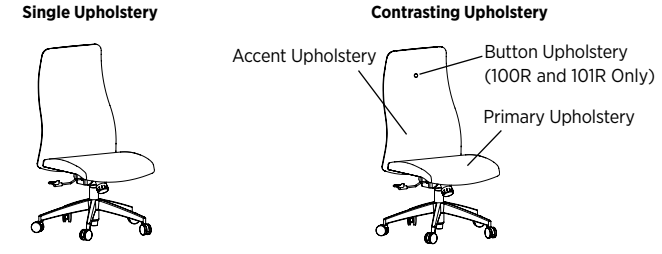
- Contoured back with integrated lumbar and seat with waterfall edge for maximum ergonomic comfort are formed with molded plywood
- Seat is 3" thick High Grade Molded Polyurethane Foam
- Roadie 100R & 101R models feature 2" thick High Grade Polyurethane Foam in the back
- Headliner 100H & 101H models feature a plush back with 2" thick plush High Grade Polyurethane Foam transitioning to 3" of foam in the lumbar area surrounded by high density vertical side bolsters provide extra support
- Upholstery features reinforced top stitch seams
- Arm options include durable black polyurethane T-arms, fixed aluminum or black polyurethane open loop arms, or fixed aluminum cantilever arms with black polyurethane pads
- Black nylon or polished aluminum five-star base with glide and caster options for soft and hard surfaces
- Weight-Activated Control rated for users up to 325lbs while Swivel Tilt and Synchro Tilt Comfort Controls are rated for users up to 275lbs
- Some assembly required with standard units or optional fully assembled units available with an upcharge

HOW TO ORDER EXAMPLE

Model No.	Description	Example
100R	Primary Upholstery	UF Brisa Original Putty
	Accent Upholstery	UF Brisa Original Birch
	Button Detail	AVA
	Button Upholstery	Concertex Rise Avalanche
	Control	SS2
	Base	ALM BASE
	Caster	CHRC
	Arm	FAL1
	Assembly	ASSEM

UPHOLSTERY OPTIONS

Available in single and contrasting upholsteries in a wide variety of graded-in or contract options, including fabric, vinyl, and leather.



BUTTON DETAILING OPTIONS

The optional button detail available on Roadie 100R and 101R comes in an array of options: No Button, Matching Primary Upholstery, Matching Accent Upholstery, or you may choose from 5 pre-selected vinyl upholsteries below.

Must Specify and Add.

NONE	No Button		N/C
PRM	Match Primary Upholstery	\$	39
ACNT	Match Accent Upholstery	\$	39
	Pre-selected Vinyl Upholsteries (See Below)	\$	39



Concertex Rise Avalanche (AVA)



Concertex Rise Grain (GRN)



Concertex Rise Smoke (SMK)



Concertex Rise Oynx (ONYX)



Spradling Whisper Indigo (IND)

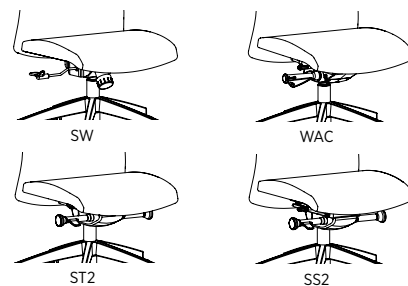
CONTROL OPTIONS

The Swivel Tilt Control, which adjusts the angle of the seat and back simultaneously, features pneumatic height adjustment, multi-angle and locking recline, and adjustable tension. The Synchro Tilt Comfort Control features pneumatic height adjustment, multi-angle and locking recline, adjustable tension control, and optional seat slider. The Weight-Activated Control features pneumatic height adjustment, multi-angle and locking recline, and automatic tension, which inherently adjusts to the weight of the user for maximum comfort.

Weight Activated Control is rated for users up to 325lbs, Swivel Tilt and Synchro Tilt Comfort Controls are rated for users up to 275lbs.

Must Specify and Add.

SW	Swivel Tilt Control		STD
WAC	Weight Activated Control	\$	68
ST2	Synchro Tilt Comfort Control	\$	99
SS2	Synchro Tilt Comfort Control with Seat Slider	\$	190



Visit our website for user instructions www.indianafurniture.com

BASE OPTIONS

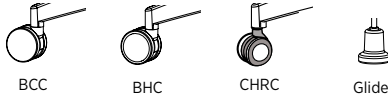
Must Specify and Add.

BLK BASE	Black Nylon Base	STD
ALM BASE	Polished Aluminum Base	\$ 115

CASTER OPTIONS

Must Specify and Add.

BCC	Black Dual Wheel Carpet Caster	STD
BHC	Black Soft Caster for Hard Surfaces	N/C
CHRC	Chrome-Rimmed Hard Surface Caster with Roll Control	\$ 398
BG	Black Glides for All Surfaces	N/C

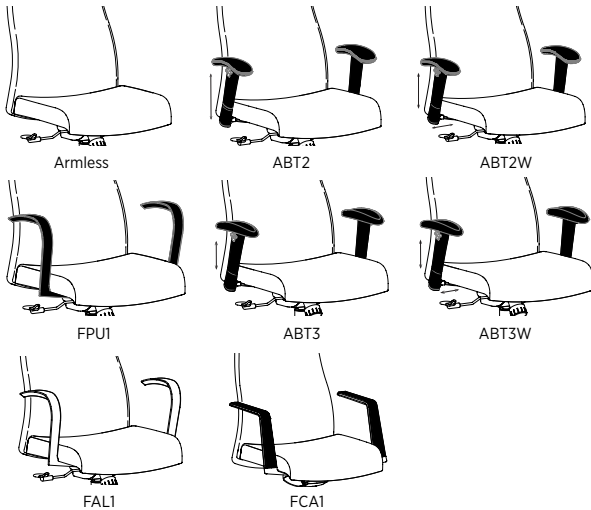


ARM OPTIONS

Choose armless or from one of the seven arm options. A black (ABT2) T-arm features teardrop-shaped arm cap and height adjustment with optional width adjustment (ABT2W). The black (ABT3) T-arm features a surfboard-shaped arm cap and height adjustment with optional width adjustment (ABT3W). The sleek and distinct fixed loop arm is available in black (FPU1) and aluminum (FAL1). And the new aluminum/black fixed cantilever arm (FCA1) adds elegance to the all-day comfort of both Roadie and Headliner models.

Must Specify and Add.

NO ARM	Armless	\$	STD
ABT2	Black Height Adjustable T	\$	136
ABT2W	Black Height and Width Adjustable T	\$	298
ABT3	Black Height Adjustable T	\$	176
ABT3W	Black Height and Width Adjustable T	\$	341
FAL1	Aluminum Fixed Loop	\$	365
FPU1	Black Fixed Loop	\$	282
FCA1	Aluminum/Black Fixed Cantilever Arm	\$	269



ASSEMBLY OPTIONS

Rockstar is available knocked down or factory assembled. Must Specify and Add.

KD	Some Assembly Required	STD
ASSEM	Factory Assembled	\$ 73

CERTIFICATIONS & COMPLIANCE

- CAL 117-2013 Compliance
- Intertek Sustainability Certified
- BIFMA level® Certified
- BIFMA Compliant® Certified
- TSCA Title VI (CARB) Compliance
- Contributes to LEED®, Green Globes®, and WELL® Sustainable Programs

STATEMENT OF LINE



Roadie with High Back: 100R
Shown with Optional Button Detail and FCA1 Arm
[\(See Details\)](#)



Roadie with Mid Back: 101R
Shown with Optional Button Detail
[\(See Details\)](#)



Headliner with High Back: 100H
Shown with FAL1 Arm
[\(See Details\)](#)



Headliner with Mid Back: 101H
Shown with FAL1 Arm
[\(See Details\)](#)

Visit our website for user instructions www.indianafurniture.com

Item	Model No.	Chair Width	Chair Depth	Chair Height	Seat Width	Seat Depth	Seat Height	Arm Height	Ship Wt	Cubic Ft
TASK/SWIVEL CHAIR WITH ROADIE HIGH BACK	100R	26	26	42¼ - 48¾	20½	19	16¼ - 22¾	25¾ - 29¾	65	15.2



Shown with Optional Button Detail and FCA1 Arm

Must Specify (in this order)

- Model #
- Primary Upholstery
- Accent Upholstery
- Button Detail
- Button Upholstery Control
- Base
- Caster
- Arm
- Assembly

Description

- Standard with: No Button (NONE), Swivel Tilt Control with Pneumatic Height Adjustment (SW), Black Nylon Base (BLK BASE), Black Dual Wheel Carpet Casters (BCC), Armless (NO ARM) and Unassembled (KD Some Assembly Required)
- Available with Contrasting Upholstery ([See Details](#))
- Optional [Weight Activated Control](#) Rated for Users up to 325lbs; Swivel and Synchro Tilt Comfort Controls Rated for 275lbs
- Personalize and Upgrade Your Chair with [Button Details](#), [Control Options](#), [Caster Options](#), and Other Selections, [See Upfront Overview Section](#)

List Price/Grade	Yards	COM/1	2	3	4	5	6	7	8	9	10	L1	L2
Single Upholstery	2.00	\$ 1275	1379	1467	1553	1683	1815	2003	2199	2427	2691	1935	2217
Contrasting Upholstery													
Primary	1.00	\$ 1287	1339	1383	1426	1491	1557	1651	1749	1863	1995	1617	1758
Accent	1.25	\$ 0	65	120	174	255	338	455	578	720	885	413	589

TASK/SWIVEL CHAIR WITH ROADIE MID BACK	101R	26	26	37 - 43½	20½	19	16¼ - 22¾	25¾ - 29¾	55	12.4
--	------	----	----	----------	-----	----	-----------	-----------	----	------



Shown with Optional Button Detail and Armless

Must Specify (in this order)

- Model #
- Primary Upholstery
- Accent Upholstery
- Button Detail
- Button Upholstery Control
- Base
- Caster
- Arm
- Assembly

Description

- Standard with: No Button (NONE), Swivel Tilt Control with Pneumatic Height Adjustment (SW), Black Nylon Base (BLK BASE), Black Dual Wheel Carpet Casters (BCC), Armless (NO ARM) and Unassembled (KD Some Assembly Required)
- Available with Contrasting Upholstery ([See Details](#))
- Optional [Weight Activated Control](#) Rated for Users up to 325lbs; Swivel and Synchro Tilt Comfort Controls Rated for 275lbs
- Personalize and Upgrade Your Chair with [Button Details](#), [Control Options](#), [Caster Options](#), and Other Selections, [See Upfront Overview Section](#)

List Price/Grade	Yards	COM/1	2	3	4	5	6	7	8	9	10	L1	L2
Single Upholstery	1.75	\$ 1247	1338	1415	1490	1604	1720	1884	2056	2255	2486	1825	2071
Contrasting Upholstery													
Primary	1.00	\$ 1271	1323	1367	1410	1475	1541	1635	1733	1847	1979	1601	1742
Accent	1.25	\$ 0	65	120	174	255	338	455	578	720	885	413	589

For ordering options, [see overview at the beginning of this section.](#)

Item	Model No.	Chair Width	Chair Depth	Chair Height	Seat Width	Seat Depth	Seat Height	Arm Height	Ship Wt	Cubic Ft
TASK/SWIVEL CHAIR WITH HEADLINER HIGH BACK	100H	26	26	42¼ - 48¾	20½	19	16¼ - 22¾	25¾ - 29¾	65	15.2



Shown with FAL1

Description

- Standard with: Swivel Tilt Control with Pneumatic Height Adjustment (SW), Black Nylon Base (BLK BASE), Black Dual Wheel Carpet Casters (BCC), Armless (NO ARM) and Unassembled (KD Some Assembly Required)
- Available with Contrasting Upholstery ([See Details](#))
- Optional [Weight Activated Control](#) Rated for Users up to 325lbs; Swivel and Synchro Tilt Comfort Controls Rated for 275lbs
- Personalize and Upgrade Your Chair with [Control Options](#), [Caster Options](#), and Other Selections, [See Upfront Overview Section](#)
- Button Detail not Available on Headliner Back

Must Specify (in this order)

- Model #
- Primary Upholstery
- Accent Upholstery
- Control
- Base
- Caster
- Arm
- Assembly

List Price/Grade	Yards	COM/1	2	3	4	5	6	7	8	9	10	L1	L2
Single Upholstery	2.25	\$ 1499	1616	1715	1812	1958	2107	2318	2539	2795	3092	2242	2559
Contrasting Upholstery													
Primary	1.00	\$ 1523	1575	1619	1662	1727	1793	1887	1985	2099	2231	1853	1994
Accent	1.75	\$ 0	91	168	243	357	473	637	809	1008	1239	578	824

TASK/SWIVEL CHAIR WITH HEADLINER MID BACK	101H	26	26	37 - 43½	20½	19	16¼ - 22¾	25¾ - 29¾	55	12.4
---	------	----	----	----------	-----	----	-----------	-----------	----	------



Shown with No Arm

Description

- Standard with: Swivel Tilt Control with Pneumatic Height Adjustment (SW), Black Nylon Base (BLK BASE), Black Dual Wheel Carpet Casters (BCC), Armless (NO ARM) and Unassembled (KD Some Assembly Required)
- Available with Contrasting Upholstery ([See Details](#))
- Optional [Weight Activated Control](#) Rated for Users up to 325lbs; Swivel and Synchro Tilt Comfort Controls Rated for 275lbs
- Personalize and Upgrade Your Chair with [Control Options](#), [Caster Options](#), and Other Selections, [See Upfront Overview Section](#)
- Button Detail not Available on Headliner Back

Must Specify (in this order)

- Model #
- Primary Upholstery
- Accent Upholstery
- Control
- Base
- Caster
- Arm
- Assembly

List Price/Grade	Yards	COM/1	2	3	4	5	6	7	8	9	10	L1	L2
Single Upholstery	2.25	\$ 1388	1505	1604	1701	1847	1996	2207	2428	2684	2981	2131	2448
Contrasting Upholstery													
Primary	1.00	\$ 1412	1464	1508	1551	1616	1682	1776	1874	1988	2120	1742	1883
Accent	1.75	\$ 0	91	168	243	357	473	637	809	1008	1239	578	824

For ordering options, [see overview at the beginning of this section.](#)

With its combination of stylish design and distinctive upholstery, Runna Pouffes express luxury and elegance while being the perfect option for impromptu meetings, additional seating, or the fun component that completes a space. Available in Small and Large Sizes.

CONSTRUCTION

- Internal wood components and frame are manufactured using Baltic Birch plywood; frames are individually hand assembled, and all joints are mortised and tenoned, and glued for maximum strength and durability
- High Grade Polyurethane Foam, 1 $\frac{5}{8}$ " thick
- The small pouffe will have a black zipper to assist in creating a snug upholstery fit; this is not necessary on the large pouffe
- Includes non-marring, nylon adjustable glides
- Pouffes rated for users up to 275lbs
- Ships fully assembled

HOW TO ORDER EXAMPLE

Model No.	Description	Example
RU-4	Upholstery	CF Stinson Artisan Seaport

UPHOLSTERY OPTIONS

Available in single upholstery. Select from a wide variety of graded-in or contract options, including fabric, vinyl, and leather.

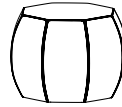
We recommend avoiding the use of obvious directional patterns due to Runna's multiple seams and panels.

Indiana Furniture will make every attempt to have the upholstery pattern going the same direction while making the best use of the yardage supplied.

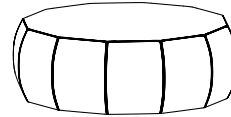
CERTIFICATIONS & COMPLIANCE

- CAL 117-2013 Compliance
- Intertek Sustainability Certified
- BIFMA level® Certified
- BIFMA Compliant® Certified
- TSCA Title VI (CARB) Compliance
- Contributes to LEED®, Green Globes®, and WELL® Sustainable Programs

STATEMENT OF LINE

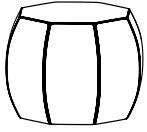


Small Pouffe:
RU-3
[\(See Details\)](#)



Large Pouffe:
RU-4
[\(See Details\)](#)

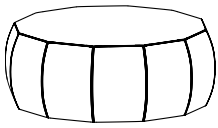
Item	Model No.	Seat Width	Seat Depth	Seat Height	Ship Wt	Cubic Ft
SMALL POUFFE	RU-3	21½	21½	17	19	24.0



List Price/Grade	Yards	COM/1	2	3	4	5	6	7	8	9	10	L1	L2
Single Upholstery	1.75	\$ 1458	1549	1626	1701	1815	1931	2095	2267	2466	2697	2036	2282

Must Specify (in this order):
Model #
Upholstery

LARGE POUFFE	RU-4	49¼	49¼	17	51	61.9
--------------	------	-----	-----	----	----	------



List Price/Grade	Yards	COM/1	2	3	4	5	6	7	8	9	10	L1	L2
Single Upholstery	3.75	\$ 3055	3250	3415	3576	3820	4068	4420	4788	5215	5710	4293	4821

Must Specify (in this order):
Model #
Upholstery

For ordering options, [see overview at the beginning of this section.](#)

Serenity is a subtle and understated upholstered chair with a sweeping form to provide superior comfort. The simple design makes it the perfect solution for a variety of applications including individual workspaces, meeting rooms, and more. Personalize Serenity with integrated arm and armless models, five base options, and choose from a broad selection of wood finishes and graded-in and contract upholsteries, including fabric, vinyl, and leather.

CONSTRUCTION

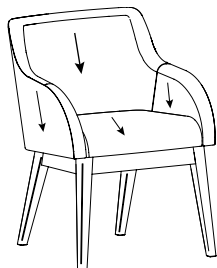
- Internal steel frame with high density polyurethane foam over molding
- High grade polyurethane foam, 2" thick in the seat and 1" thick in the back
- Four leg wood chair base is made from European beech, and is individually hand assembled
- Four star swivel wood base is made of Ash; and is pre-assembled and pre-finished
- Non-marring nylon glides included in each leg at floor level
- Units rated for users up to 275lbs
- Ships fully assembled

HOW TO ORDER EXAMPLE

Seating

Model No.	Description	Example
SN30C	Upholstery Base Finish	CF Stinson Lattice Rosewood SN4L ORW
SN40C	Upholstery Base Caster	CF Stinson Moby Vesper SS5SA CHRC

SERENITY UPHOLSTERY



Some upholsteries are considered directional, such as stripes, patterns and plaids. Each upholstery is reviewed by production for the best application. Arrows indicate direction of application for these upholsteries.

See the COM/COL form for additional details or contact your Indiana Furniture Sales Support member.

SERENITY BASE OPTIONS

4-Leg Base

SN4L	4 Legs; See Wood Finishes and Specify	N/C
------	---------------------------------------	-----

4-Star Aluminum Swivel Bases

SS4SA	Low 4-Star Polished Aluminum Swivel Base with Glides	\$ 123
SL4SA	High 4-Star Polished Aluminum Swivel Base with Glides	\$ 65

4-Star Wood Swivel Bases

SSBO	4-Star Wood Swivel Base, Blonde Oak	\$ 362
SSSPW	4-Star Wood Swivel Base, Spiced Walnut	\$ 362

SERENITY BASE OPTIONS (CONTINUED)

5-Star Swivel Bases

Must specify both base and glide/caster code

SS5SA	5-Star Polished Aluminum Swivel Base with Pneumatic Height Adjustment	
Options: Must Specify One		
GLIDE	Glides	\$ 32
BCC	Black Dual Wheel Carpet Caster	\$ 50
BHC	Black Soft Caster for Hard Surfaces	\$ 50
CASC	Chrome Caster	\$ 91
CHRC	Chrome Rimmed Casters with Roll Control	\$ 390
SS5SARA	5-Star Polished Aluminum Swivel Base with Pneumatic Height Adjustment and Auto-Return with Glides	\$ 140

WOOD FINISHES

Indiana Furniture uses a multi-step, hand finishing process on all exposed wood frames.

Chairs feature a catalyzed varnish finish which offers durability, lasting beauty, and resistance to normal wear.

AW	Artisan Walnut	MAS	Mesa Sunset*
AS	Asian Night	MTS	Metropolis Sky
BW	Beigewood*	MNR	Midnight Run
BL	Black	NTM	Natural Marrone*
CO	Columbian Walnut	ORW	Oak Riftwood*
DC	Dark Cherry	PNW	Pinnacle Walnut
DFW	Dark Forest Walnut*	PTK	Portico Teak*
WH	Designer White	RC	River Cherry*
EF	Espresso	SCH	Select Cherry
FO	Fawn Oak*	SPW	Sepia Walnut*
FLW	Florence Walnut*	SKC	Shaker Cherry
GC	Golden Cherry	SBP	Smoky Brown Pear*
HVM	Harvest Maple*	TK	Studio Teak
HW	Harvest Walnut	SM	Sugar Maple
HNW	Henna Walnut	WTA	Weathered Ash*
KHE	Kirsche	WNB	White Nebbia
LW	Legacy Walnut	WC	Williamsburg Cherry
MW	Mahogany Walnut		

* Finish is Low Sheen

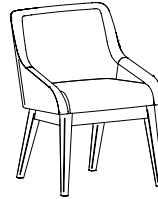
SERENITY

GUEST SEATING BY PLEDGE (SN SERIES)


CERTIFICATIONS & COMPLIANCE

- CAL 117-2013 Compliance
- Intertek Sustainability Certified
- TSCA Title VI (CARB) Compliance
- Contributes to LEED®, Green Globes®, and WELL® Sustainable Programs

STATEMENT OF LINE



Serenity Armless
Chair: **SN30C** with
4-Leg Base



Serenity Arm
Chair: **SN40C** with
4-Leg Base

Base Options



4-star Wood
Swivel Base:
SSBO (Blonde Oak)
SSPW (Spiced Walnut)
Open Market Only



Low 4-star Polished
Aluminum Swivel
Base with Glides:
SS4SA



High 4-star Polished
Aluminum Swivel
Base with Glides:
SL4SA

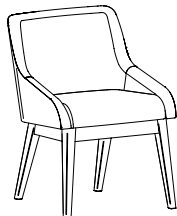


5-star Polished
Aluminum Swivel Base
with Casters or Glides:
SS5SA (No Auto Return)
SS5SARA (With Auto Return)

5-star Aluminum Base Features:

- Pneumatic Height Adjustment
- Optional Auto-Return; Must Specify Glides with Auto-Return Option

Item	Model No.	Chair Width	Chair Depth	Chair Height	Seat Width	Seat Depth	Seat Height	Arm Height	Ship Wt	Cubic Ft
SERENITY ARMLESS CHAIR	SN30C	20¾	22¾	30¾	17⅞	16⅞	17¼	-	25	16.3



Description


- Must Specify Base; Options Include: 4-Leg (Specify Wood Finish), 4-Star Wood Swivel, Low and High 4-Star Polished Aluminum Swivels, or 5-Star Polished Aluminum Swivel ([See Base Option Details](#))

List Price/Grade	Yards	COM/1	2	3	4	5	6	7	8	9	10	L1	L2
Single Upholstery	2.50	\$ 1600	1704	1792	1878	2008	2140	2328	2524	2752	3016	2260	2542

Must Specify (in this order):

- Model #
- Upholstery
- Base
- Finish (if applicable)
- Caster/Glide (for 5-Star Polished Aluminum Swivel Base Only)

SERENITY CHAIR	SN40C	20¾	22¾	30¾	17⅞	16⅞	17¼	24½	25	16.3
----------------	-------	-----	-----	-----	-----	-----	-----	-----	----	------



Description

- Must Specify Base; Options Include: 4-Leg (Specify Wood Finish), 4-Star Wood Swivel, Low and High 4-Star Polished Aluminum Swivels, or 5-Star Polished Aluminum Swivel ([See Base Option Details](#))

List Price/Grade	Yards	COM/1	2	3	4	5	6	7	8	9	10	L1	L2
Single Upholstery	3.00	\$ 1646	1750	1838	1924	2054	2186	2374	2570	2798	3062	2306	2588

Must Specify (in this order):

- Model #
- Upholstery
- Base
- Finish (if applicable)
- Caster/Glide (for 5-Star Polished Aluminum Swivel Base Only)

Base Options:



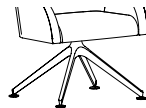
4-Leg Wood Base
SN4L



4-star Wood Swivel Base
SSBO
SSSPW



Low 4-star Polished Aluminum Swivel Base with Glides
SS4SA



High 4-star Polished Aluminum Swivel Base with Glides
SL4SA



5-star Polished Aluminum Swivel Base with Casters or Glides
SS5SA (No Auto Return)
SS5SARA (With Auto Return)
(Must specify Glides with Auto Return)

For ordering options, [see overview at the beginning of this section.](#)

In partnership with Pledge, a UK-based company, we welcome Spirit.

Spirit has a refined and inviting form and capitalizes on versatility and comfort. Offered with an outer upholstered or wood shell, adding elegance to the simplicity. Find your perfect fit with Options ranging from Spirit Lite to Spirit High Back Lounge, all offering multiple base options to suit your functional need and design style. Add a coordinating Spirit table to complete your look.

CONSTRUCTION

- Internal wood components are molded plywood
- Frames are individually hand assembled
- High Grade Polyurethane Foam, 2" thick in the seat and back
- Non-marring nylon glides included in each leg at floor level
- Tables have 1" TFL or 1/8" HPL surface thickness with 1 mm PVC edge band and Square edge profile HPL tops are 1 3/16" thick with a 3mm PVC edge bands and TFL tops are 1" thick with a 3mm PVC edge bands; Designer White, Sugar Maple, and Williamsburg Cherry feature ABS edge bands
- Black or Aluminum Powder Coat and Chrome wireframes
- Ships fully assembled

HOW TO ORDER EXAMPLE

Seating

Model No.	Description	Example
STL2C	Upholstery	Momentum Cover Cloth Graphite
	Base	SS5SA
	Caster	CHRC

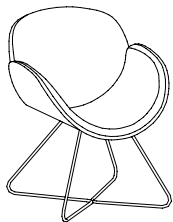
Tables

Model No.	Description	Example
ST11C	Finish	WTA
	Base	STWFA


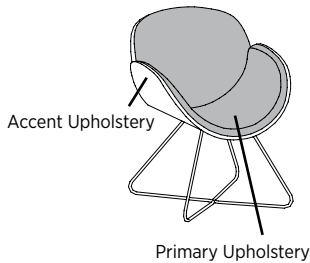
UPHOLSTERY OPTIONS

Available in single or contrasting upholsteries in a wide variety of graded-in or contract options, including fabric, vinyl, and leather.

Single Upholstery



Contrasting Upholstery



SPIRIT AND SPIRIT LITE BASE OPTIONS

Base options for Spirit Lite and the Non-Wood Shell Spirit Chair.



Spirit Lite Chair
STL2C
Shown with Wire Base



Spirit Lite Chair with Headrest
STL2C-HR
Shown with Wire Base



Spirit Chair (Non-Wood Shell)
ST2C
Shown with Wire Base

Wireframe Bases

SSWFA	Wireframe Base, Aluminum	\$	N/C
SSWFB	Wireframe Base, Black	\$	N/C
SSWFC	Wireframe Base, Chrome	\$	100

4-Star Swivel Bases

SS4SA	4-Star Low Polished Alum. Swivel Base with Glides	\$	383
SSBO	4-Star Wood Swivel Base, Blonde Oak	\$	846
SSSPW	4-Star Wood Swivel Base, Spiced Walnut	\$	846

Rocker Base

SSRBB	Rocker Base with Black Frame and Wood Runners; See Finishes and Specify	\$	29
-------	---	----	----

5-Star Swivel Bases

Must specify both base and glide/caster code

SS5SA	5-Star Polished Aluminum Swivel Base with Pneumatic Height Adjustment Options: Must Specify One		
GLIDE	Glides	\$	140
BCC	Black Dual Wheel Carpet Caster	\$	162
BHC	Black Soft Caster for Hard Surfaces	\$	162
CASTC	Chrome Caster	\$	228
CHRC	Chrome Rimmed Casters with Roll Control	\$	557
SS5SARA	5-Star Polished Aluminum Swivel Base with Pneumatic Height Adjustment and Auto-Return with Glides	\$	227

Additional Base Options on Next Page.

SPIRIT CHAIR WITH WOOD SHELL BASE OPTIONS

Base options for Spirit Chair with Wood Shell



Spirit Chair with Wood Shell
ST5C
Shown with Wire Base

Wireframe Bases

SSWFA	Wireframe Base, Aluminum	\$	N/C
SSWFB	Wireframe Base, Black	\$	N/C
SSWFC	Wireframe Base, Chrome	\$	100

4-Star Swivel Bases

SS4SA	4-Star Low Polished Alum. Swivel Base with Glides	\$	383
-------	--	----	-----

5-Star Swivel Bases

Must specify both base and glide/caster code

SS5SA	5-Star Polished Aluminum Swivel Base with Pneumatic Height Adjustment Options: Must Specify One		
GLIDE	Glides	\$	140
BCC	Black Dual Wheel Carpet Caster	\$	162
BHC	Black Soft Caster for Hard Surfaces	\$	162
CASTC	Chrome Caster	\$	228
CHRC	Chrome Rimmed Casters with Roll Control	\$	557
SS5SARA	5-Star Polished Aluminum Swivel Base with Pneumatic Height Adjustment and Auto-Return; Must Specify Glides Options: Must Specify Glide Below		
GLIDE	Glides	\$	227

SPIRIT LOUNGE BASE OPTIONS

Base options for Spirit Lounge



Spirit Lounge
SL23P
Shown with **SL4SA** Base



Spirit Lounge High Back
SL24P
Shown with Wire Base

Wireframe Bases

SLWFA	Wireframe Base, Aluminum	\$	N/C
SLWFB	Wireframe Base, Black	\$	N/C
SLWFC	Wireframe Base, Chrome	\$	177

4-Star Swivel Bases

SL4SA	4-Star High Polished Alum. Swivel Base with Glides	\$	505
SLBO	4-Star Wood Swivel Base, Blonde Oak	\$	903
SLSPW	4-Star Wood Swivel Base, Spiced Walnut	\$	903

WOOD FINISHES

Indiana Furniture uses a multi-step, hand finishing process on all exposed wood frames.

Chairs feature a catalyzed varnish finish which offers durability, lasting beauty, and resistance to normal wear.

AW	Artisan Walnut	MW	Mahogany Walnut
AS	Asian Night	MAS	Mesa Sunset*
BW	Beigewood*	MTS	Metropolis Sky
BL	Black	MNR	Midnight Run
CO	Columbian Walnut	NTM	Natural Marrone*
DC	Dark Cherry	ORW	Oak Riftwood*
DFW	Dark Forest Walnut*	PNW	Pinnacle Walnut
WH	Designer White	PTK	Portico Teak*
EF	Espresso	RC	River Cherry*
FO	Fawn Oak*	SCH	Select Cherry
FLW	Florence Walnut*	SPW	Sepia Walnut*
GC	Golden Cherry	SKC	Shaker Cherry
HVM	Harvest Maple*	SBP	Smoky Brown Pear*
HW	Harvest Walnut	TK	Studio Teak
HNW	Henna Walnut	SM	Sugar Maple
KHE	Kirsche	WTA	Weathered Ash*
LW	Legacy Walnut	WNB	White Nebbia
		WC	Williamsburg Cherry

* Finish is Low Sheen

TFL (T) AND HPL (P) LAMINATE TABLE OPTIONS

WOODGRAIN

AS	Asian Night	PNW	Pinnacle Walnut
BW	Beigewood	PTK	Portico Teak
CO	Columbian Walnut	RC	River Cherry
EF	Espresso	SCH	Select Cherry
FLW	Florence Walnut	SPW	Sepia Walnut
GC	Golden Cherry	SKC	Shaker Cherry
HVM	Harvest Maple	SBP	Smoky Brown Pear
KHE	Kirsche	TK	Studio Teak
MW	Mahogany Walnut	SM	Sugar Maple
MNR	Midnight Run	WTA	Weathered Ash
NTM	Natural Marrone	WNB	White Nebbia
ORW	Oak Riftwood	WC	Williamsburg Cherry

SOLID

BL	Black	FHG	Fashion Grey
WH	Designer White	WHS	White Sand


CERTIFICATIONS & COMPLIANCE

- CAL 117-2013 Compliance
- Intertek Sustainability Certified
- BIFMA level® Certified
- BIFMA Compliant® Certified
- TSCA Title VI (CARB) Compliance
- Contributes to LEED®, Green Globes®, and WELL® Sustainable Programs

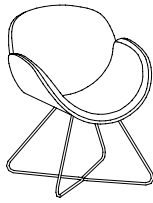
Seating + Tables




Spirit Lite:
STL2C
[\(See Details\)](#)




Spirit Lite with Headrest:
STL2C-HR
[\(See Details\)](#)




Spirit Chair:
ST2C
[\(See Details\)](#)



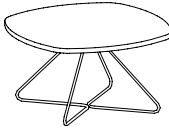
Spirit Chair with
Wood Shell:
ST5C
[\(See Details\)](#)



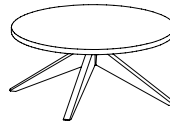
Spirit Lounge Chair:
SL23P
[\(See Details\)](#)



Spirit High Back
Lounge Chair:
SL24P
[\(See Details\)](#)

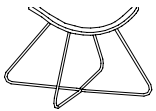


Spirit Table:
ST11C (TFL)
ST11CH (HPL)
[\(See Details\)](#)

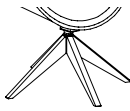


Spirit Round Table:
SLT-1W (TFL)
SLT-1WH (HPL)
[\(See Details\)](#)

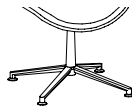
Base Options



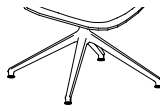
Wireframe Base:
SSWFA (Aluminum)
SSWFB (Black)
SSWFC (Chrome)



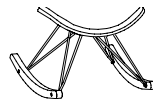
4-star Swivel
Wood Base:
SSBO (Blonde Oak)
SSSPW (Spiced Walnut)
Open Market Only



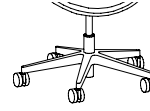
4-star **Low** Polished
Aluminum Swivel
Base with Glides:
SS4SA



4-star **High** Polished
Aluminum Swivel
Base with Glides
(**SL23P** and **SL24P** only):
SL4SA




Rocker Base:
SSRBB



5-star Polished
Aluminum Swivel
Base with Casters or
Glides:
SS5SA (No Auto Return)
SS5SARA (With Auto Return)
See features note for options

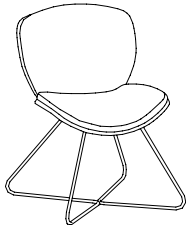
5-star Aluminum Base Features:

- Pneumatic Height Adjustment
- Optional Auto-Return; Must Specify Glides with Auto-Return Option



Enhance your space with new Cush Pillows. Available in multiple shapes and sizes, and with or without piping. [Visit our website for more details.](#)

Item	Model No.	Chair Width	Chair Depth	Chair Height	Seat Width	Seat Depth	Seat Height	Arm Height	Ship Wt	Cubic Ft
SPIRIT LITE CHAIR	STL2C	22½	27	32	22	19½	17½	-	32	24.0



Description


- Standard with: Wireframe Base; Must Specify Color, Available in Aluminum (SSWFA), Black (SSWFB), or Chrome (SSWFC, Add \$100)
- Available with Contrasting Upholstery ([See Details](#))
- Additional Base Options ([See Base Option Details](#)): Rocker, 4-Star Wood Swivel, 4-Star Polished Aluminum Swivel, or 5-Star Polished Aluminum Swivel

List Price/Grade	Yards	COM/1	2	3	4	5	6	7	8	9	10	L1	L2
Single Upholstery	2.50	\$ 1333	1463	1573	1681	1843	2008	2243	2488	2773	3103	2158	2511
Contrasting Upholstery													
Primary	1.00	\$ 1333	1385	1429	1472	1537	1603	1697	1795	1909	2041	1663	1804
Accent	1.50	\$ 0	78	144	209	306	405	546	693	864	1062	495	707

Must Specify (in this order):

Model #
Primary Upholstery
Accent Upholstery
Base
Caster/Glide (for 5-Star Polished Aluminum Swivel Base Only)

SPIRIT LITE CHAIR WITH HEADREST	STL2C-HR	22½	27	39½	22	19½	17½	-	34	24.8
---------------------------------	----------	-----	----	-----	----	-----	-----	---	----	------



Description

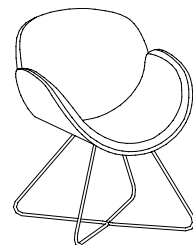
- Standard with: Headrest and Wireframe Base; Must Specify Color, Available in Aluminum (SSWFA), Black (SSWFB), or Chrome (SSWFC, Add \$100)
- Available with Contrasting Upholstery ([See Details](#))
- Additional Base Options ([See Base Option Details](#)): Rocker, 4-Star Wood Swivel, 4-Star Polished Aluminum Swivel, or 5-Star Polished Aluminum Swivel

List Price/Grade	Yards	COM/1	2	3	4	5	6	7	8	9	10	L1	L2
Single Upholstery	3.00	\$ 1577	1733	1865	1994	2189	2387	2669	2963	3305	3701	2567	2990
Contrasting Upholstery													
Primary	1.50	\$ 1577	1655	1721	1786	1883	1982	2123	2270	2441	2639	2072	2284
Accent	1.50	\$ 0	78	144	209	306	405	546	693	864	1062	495	707

Must Specify (in this order):

Model #
Primary Upholstery
Accent Upholstery
Base
Caster/Glide (for 5-Star Polished Aluminum Swivel Base Only)

SPIRIT CHAIR	ST2C	25½	27	33½	20	19½	18	28	38	24.0
--------------	------	-----	----	-----	----	-----	----	----	----	------



Description

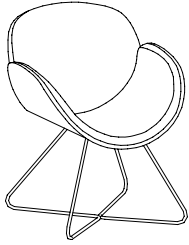
- Standard with: Wireframe Base; Must Specify Color, Available in Aluminum (SSWFA), Black (SSWFB), or Chrome (SSWFC, Add \$100)
- Available with Contrasting Upholstery ([See Details](#))
- Additional Base Options ([See Base Option Details](#)): Rocker, 4-Star Wood Swivel, 4-Star Polished Aluminum Swivel, or 5-Star Polished Aluminum Swivel

List Price/Grade	Yards	COM/1	2	3	4	5	6	7	8	9	10	L1	L2
Single Upholstery	3.25	\$ 1870	2039	2182	2322	2533	2748	3053	3372	3742	4171	2943	3401
Contrasting Upholstery													
Primary	1.75	\$ 1870	1961	2038	2113	2227	2343	2507	2679	2878	3109	2448	2694
Accent	1.50	\$ 0	78	144	209	306	405	546	693	864	1062	495	707

Must Specify (in this order):

Model #
Primary Upholstery
Accent Upholstery
Base
Caster/Glide (for 5-Star Polished Aluminum Swivel Base Only)

Item	Model No.	Chair Width	Chair Depth	Chair Height	Seat Width	Seat Depth	Seat Height	Arm Height	Ship Wt	Cubic Ft
SPIRIT CHAIR WITH WOOD SHELL	ST5C	22½	27	33½	20	19	17½	27½	32	24.0



Description


- Standard with: **Clear Walnut Finished** Wood Shell and Wireframe Base; Must Specify Color, Available in Aluminum (SSWFA), Black (SSWFB), or Chrome (**SSWFC, Add \$100**)
- Additional Base Options ([See Base Option Details](#)): 4-Star Polished Aluminum Swivel or 5-Star Polished Aluminum Swivel

List Price/Grade	Yards	COM/1	2	3	4	5	6	7	8	9	10	L1	L2
Single Upholstery	1.50	\$ 2684	2762	2828	2893	2990	3089	3230	3377	3548	3746	3179	3391

Must Specify (in this order):

- Model #
- Upholstery
- Base
- Caster/Glide (for 5-Star Polished Aluminum Swivel Base Only)

Item	Model No.	Chair Width	Chair Depth	Chair Height	Seat Width	Seat Depth	Seat Height	Arm Height	Ship Wt	Cubic Ft
SPIRIT LOUNGE CHAIR	SL23P	24½	29	34½	24	20	18	-	40	24.0



Description


- Standard with: Wireframe Base; Must Specify Color, Available in Aluminum (SSWFA), Black (SSWFB), or Chrome (SLWFC, Add \$177)
- Available with Contrasting Upholstery ([See Details](#))
- Additional Base Options ([See Base Option Details](#)): 4-Star Polished Aluminum and 4-Star Wood Base (Select Blonde Oak or Spiced Walnut)

List Price/Grade	Yards	COM/1	2	3	4	5	6	7	8	9	10	L1	L2
Single Upholstery	3.00	\$ 1463	1619	1751	1880	2075	2273	2555	2849	3191	3587	2453	2876
Contrasting Upholstery													
Primary	1.50	\$ 1463	1541	1607	1672	1769	1868	2009	2156	2327	2525	1958	2170
Accent	1.50	\$ 0	78	144	209	306	405	546	693	864	1062	495	707

Must Specify (in this order):

- Model #
- Primary Upholstery
- Accent Upholstery
- Base
- Caster/Glide (for 5-Star Polished Aluminum Swivel Base Only)

Item	Model No.	Chair Width	Chair Depth	Chair Height	Seat Width	Seat Depth	Seat Height	Arm Height	Ship Wt	Cubic Ft
SPIRIT HIGH BACK LOUNGE CHAIR	SL24P	24½	29	47½	24	20	18	-	44	24.8



Description

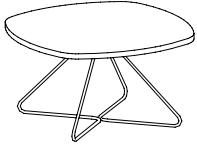
- Standard with: Wireframe Base; Must Specify Color, Available in Aluminum (SSWFA), Black (SSWFB), or Chrome (SLWFC, Add \$177)
- Available with Contrasting Upholstery ([See Details](#))
- Additional Base Options ([See Base Option Details](#)): 4-Star Polished Aluminum and 4-Star Wood Base (Select Blonde Oak or Spiced Walnut)

List Price/Grade	Yards	COM/1	2	3	4	5	6	7	8	9	10	L1	L2
Single Upholstery	4.00	\$ 1942	2150	2326	2498	2758	3022	3398	3790	4246	4774	3262	3826
Contrasting Upholstery													
Primary	2.00	\$ 1942	2046	2134	2220	2350	2482	2670	2866	3094	3358	2602	2884
Accent	2.00	\$ 0	104	192	278	408	540	728	924	1152	1416	660	942

Must Specify (in this order):

- Model #
- Primary Upholstery
- Accent Upholstery
- Base
- Caster/Glide (for 5-Star Polished Aluminum Swivel Base Only)

Item	Model No.		Width	Depth	Height	Ship Wt	Cubic Ft	List Price	
SPIRIT SQUARE TABLE	ST11C	TFL	27	27	17	31	11.4	T\$	850
	ST11CH	HPL	27	27	17	31	11.4	P\$	1026



Must Specify (in this order):

- Model #
- Top Color
- Base Color

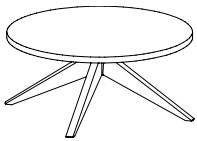
Description

- Standard with: 1" TFL Top or 1½" HPL Top and Wireframe Base; Must Specify Color (See Details Below)
- Features Square Edge Profile

Wireframe Base Options: Specify & Add

STWFA	Wireframe, Aluminum	N/C
STWFB	Wireframe, Black	N/C
STWFC	Wireframe, Chrome	\$ 59

SPIRIT ROUND TABLE	SLT-1W	TFL	31½	31½	14½	31	11.4	T\$	1498
	SLT-1WH	HPL	31½	31½	14½	31	11.4	P\$	1660



Must Specify (in this order):

- Model #
- Top Color
- Base Color

Description

- Standard with: 1" TFL Top or 1½" HPL Top and 4-Star Swivel Wood Base (Select Blonde Oak or Spiced Walnut)
- Features Square Edge Profile

For ordering options, [see overview at the beginning of this section.](#)

Trift is an all-inclusive guest collection with abundant options for multiple applications. Carefully contoured frame and enhanced seat design provide hours of seated comfort. Five back options in wood and upholstery, and arm and armless models appeal to a broad base of needs. Specify for conferencing, reception, dining, healthcare, and companion seating. Trift accommodates all work areas with ease in one versatile collection.

CONSTRUCTION

- Exposed wood components and chair frame are manufactured using European Beech and are free of spirits, discoloration, pits, shakes, and wormholes
- All chair joints are double-doweled or mortised and tenoned, screwed, and glued for maximum strength and durability
- All seats feature corner blocking
- Frames are individually hand assembled and sanded prior to being finished
- Non-marring nylon glides included in each leg at floor level
- High Grade Polyurethane Foam, 1½" thick in the seat and 1" thick in the back
- Textiles are sewn with double stitch seams
- High quality resilient sheet webbing ensures a comfortable seating application
- Chairs rated for users up to 275lbs
- Ships fully assembled

HOW TO ORDER EXAMPLE

Model No.	Description	Example
980	Finish	AW
	Upholstery	CF Stinson Artisan Fossil
	Glides	STD

WOOD FINISHES

Indiana Furniture uses a multi-step, hand finishing process on all exposed wood frames.

Chairs feature a catalyzed varnish finish which offers durability, lasting beauty, and resistance to normal wear.

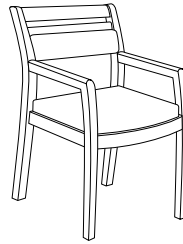
AW Artisan Walnut	MW Mahogany Walnut
AS Asian Night	MAS Mesa Sunset*
BW Beigewood*	MTS Metropolis Sky
BL Black	MNR Midnight Run
CO Columbian Walnut	NTM Natural Marrone*
DC Dark Cherry	ORW Oak Riftwood*
DFW Dark Forest Walnut*	PNW Pinnacle Walnut
WH Designer White	PTK Portico Teak*
EF Espresso	RC River Cherry*
FO Fawn Oak*	SCH Select Cherry
FLW Florence Walnut*	SPW Sepia Walnut*
GC Golden Cherry	SKC Shaker Cherry
HVM Harvest Maple*	SBP Smoky Brown Pear*
HW Harvest Walnut	TK Studio Teak
HNW Henna Walnut	SM Sugar Maple
KHE Kirsche	WTA Weathered Ash*
LW Legacy Walnut	WNB White Nebbia
	WC Williamsburg Cherry

* Finish is Low Sheen

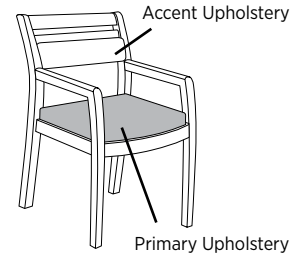
UPHOLSTERY OPTIONS

Available in single or contrasting upholsteries in a wide variety of graded-in or contract options, including fabric, vinyl, and leather.

Single Upholstery



Contrasting Upholstery

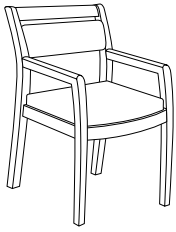


GLIDE OPTIONS

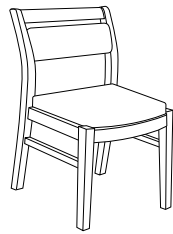
STD	Nylon Glides	STD
FELT	Felt Glides	\$ N/C

CERTIFICATIONS & COMPLIANCE

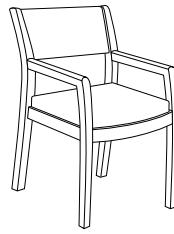
- CAL 117-2013 Compliance
- Intertek Sustainability Certified
- BIFMA level® Certified
- BIFMA Compliant® Certified
- TSCA Title VI (CARB) Compliance
- Contributes to LEED®, Green Globes®, and WELL® Sustainable Programs




Guest with
Upholstered Section:
980
[\(See Details\)](#)



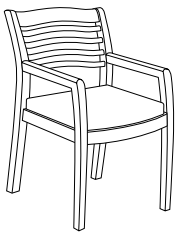
Armless with
Upholstered Section:
990
[\(See Details\)](#)



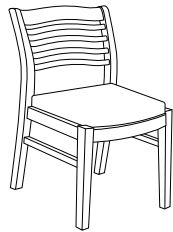
Guest with
½ Wood Back:
985
[\(See Details\)](#)



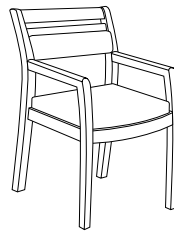
Armless with
½ Wood Back:
995
[\(See Details\)](#)




Guest with
Slat Back:
986
[\(See Details\)](#)



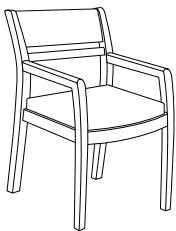
Armless with
Slat Back:
996
[\(See Details\)](#)



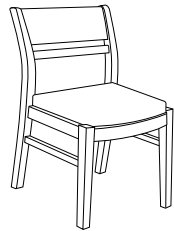
Guest with Wood/
Upholstery Accent:
988
[\(See Details\)](#)



Armless with Wood/
Upholstery Accent:
998
[\(See Details\)](#)

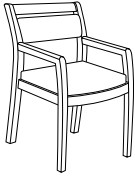


Guest with Wood
Back Accent:
989
[\(See Details\)](#)



Armless with Wood
Back Accent:
999
[\(See Details\)](#)

Item	Model No.	Chair Width	Chair Depth	Chair Height	Seat Width	Seat Depth	Seat Height	Arm Height	Ship Wt	Cubic Ft
GUEST WITH UPHOLSTERED BACK SECTION	980	21½	23½	32¼	18½	19	17½	25	23	16.9



Description

- Standard with: Nylon Glides
- Available with Contrasting Upholstery ([See Details](#))

List Price/Grade	Yards	COM/1	2	3	4	5	6	7	8	9	10	L1	L2
Single Upholstery	1.00	\$ 1255	1307	1351	1394	1459	1525	1619	1717	1831	1963	1585	1726
Contrasting Upholstery													
Primary	1.00	\$ 1303	1355	1399	1442	1507	1573	1667	1765	1879	2011	1633	1774
Accent	1.00	\$ 0	52	96	139	204	270	364	462	576	708	330	471

Must Specify (in this order):

- Model #
- Finish
- Primary Upholstery
- Accent Upholstery
- Glides

ARMLESS GUEST WITH UPHOLSTERED BACK SECTION	990	21½	23½	32¼	18½	19	17½	—	22	16.9
---	-----	-----	-----	-----	-----	----	-----	---	----	------



Description

- Standard with: Nylon Glides
- Available with Contrasting Upholstery ([See Details](#))

List Price/Grade	Yards	COM/1	2	3	4	5	6	7	8	9	10	L1	L2
Single Upholstery	1.00	\$ 1157	1209	1253	1296	1361	1427	1521	1619	1733	1865	1487	1628
Contrasting Upholstery													
Primary	1.00	\$ 1205	1257	1301	1344	1409	1475	1569	1667	1781	1913	1535	1676
Accent	1.00	\$ 0	52	96	139	204	270	364	462	576	708	330	471

Must Specify (in this order):

- Model #
- Finish
- Primary Upholstery
- Accent Upholstery
- Glides

GUEST WITH ½ WOOD BACK	985	21½	23½	32¼	18½	19	17½	25	23	16.9
------------------------	-----	-----	-----	-----	-----	----	-----	----	----	------



Description

- Standard with: Nylon Glides

List Price/Grade	Yards	COM/1	2	3	4	5	6	7	8	9	10	L1	L2
Single Upholstery	1.00	\$ 1139	1191	1235	1278	1343	1409	1503	1601	1715	1847	1469	1610

Must Specify (in this order):

- Model #
- Finish
- Upholstery
- Glides

ARMLESS GUEST WITH ½ WOOD BACK	995	21½	23½	32¼	18½	19	17½	—	22	16.9
--------------------------------	-----	-----	-----	-----	-----	----	-----	---	----	------



Description

- Standard with: Nylon Glides

List Price/Grade	Yards	COM/1	2	3	4	5	6	7	8	9	10	L1	L2
Single Upholstery	1.00	\$ 1040	1092	1136	1179	1244	1310	1404	1502	1616	1748	1370	1511

Must Specify (in this order):

- Model #
- Finish
- Upholstery
- Glides

For ordering options, [see overview at the beginning of this section.](#)

Item	Model No.	Chair Width	Chair Depth	Chair Height	Seat Width	Seat Depth	Seat Height	Arm Height	Ship Wt	Cubic Ft
GUEST WITH SLAT BACK	986	21½	25¾	32¼	18½	21	17½	25	23	16.9



Must Specify (in this order):
Model #
Finish
Upholstery
Glide

Description

- Standard with: Nylon Glides

List Price/Grade	Yards	COM/1	2	3	4	5	6	7	8	9	10	L1	L2
Single Upholstery	1.00	\$ 1158	1210	1254	1297	1362	1428	1522	1620	1734	1866	1488	1629

ARMLESS GUEST WITH SLAT BACK	996	21½	25¾	32¼	18½	21	17½	—	22	16.9
------------------------------	-----	-----	-----	-----	-----	----	-----	---	----	------



Must Specify (in this order):
Model #
Finish
Upholstery
Glide

Description

- Standard with: Nylon Glides

List Price/Grade	Yards	COM/1	2	3	4	5	6	7	8	9	10	L1	L2
Single Upholstery	1.00	\$ 1055	1107	1151	1194	1259	1325	1419	1517	1631	1763	1385	1526

GUEST WITH WOOD/ UPHOLSTERED ACCENT	988	21½	23½	32¼	18½	19	17½	25	23	16.9
-------------------------------------	-----	-----	-----	-----	-----	----	-----	----	----	------



Must Specify (in this order):
Model #
Finish
Primary Upholstery
Accent Upholstery
Glide

Description

- Standard with: Nylon Glides
- Available with Contrasting Upholstery ([See Details](#))

List Price/Grade	Yards	COM/1	2	3	4	5	6	7	8	9	10	L1	L2
Single Upholstery	1.00	\$ 1277	1329	1373	1416	1481	1547	1641	1739	1853	1985	1607	1748
Contrasting Upholstery													
Primary	1.00	\$ 1325	1377	1421	1464	1529	1595	1689	1787	1901	2033	1655	1796
Accent	1.00	\$ 0	52	96	139	204	270	364	462	576	708	330	471

ARMLESS GUEST WITH WOOD/ UPHOLSTERED ACCENT	998	21½	23½	32¼	18½	19	17½	—	22	16.9
---	-----	-----	-----	-----	-----	----	-----	---	----	------



Must Specify (in this order):
Model #
Finish
Primary Upholstery
Accent Upholstery
Glide

Description

- Standard with: Nylon Glides
- Available with Contrasting Upholstery ([See Details](#))

List Price/Grade	Yards	COM/1	2	3	4	5	6	7	8	9	10	L1	L2
Single Upholstery	1.00	\$ 1174	1226	1270	1313	1378	1444	1538	1636	1750	1882	1504	1645
Contrasting Upholstery													
Primary	1.00	\$ 1222	1274	1318	1361	1426	1492	1586	1684	1798	1930	1552	1693
Accent	1.00	\$ 0	52	96	139	204	270	364	462	576	708	330	471

For ordering options, [see overview at the beginning of this section.](#)

Item	Model No.	Chair Width	Chair Depth	Chair Height	Seat Width	Seat Depth	Seat Height	Arm Height	Ship Wt	Cubic Ft
GUEST WITH WOOD BACK ACCENT	989	21½	23½	32¼	18½	19	17½	25	23	16.90



Description

- Standard with: Nylon Glides

List Price/Grade	Yards	COM/1	2	3	4	5	6	7	8	9	10	L1	L2
Single Upholstery	1.00	\$ 1158	1210	1254	1297	1362	1428	1522	1620	1734	1866	1488	1629

Must Specify (in this order):

- Model #
- Finish
- Upholstery
- Glide

ARMLESS GUEST WITH WOOD BACK ACCENT

999	21½	23½	32¼	18½	19	17½	—	22	16.9
-----	-----	-----	-----	-----	----	-----	---	----	------



Description

- Standard with: Nylon Glides

List Price/Grade	Yards	COM/1	2	3	4	5	6	7	8	9	10	L1	L2
Single Upholstery	1.00	\$ 1064	1116	1160	1203	1268	1334	1428	1526	1640	1772	1394	1535

Must Specify (in this order):

- Model #
- Finish
- Upholstery
- Glide

Triple Play can multi-task from lounge height to sitting height, and all the way up to counter height. This versatile seating line lets people choose how and where they want to work with the ability to join any group, at any height table in the room. Triple Play partners with 18” high tables, 29-30” high tables, and 36” high tables, or any range in between.

CONSTRUCTION

- Fully upholstered product that features a high density, firm polyurethane foam interior that holds its shape; shape is static at the lounge height position and at the sitting height position and has a gentle, flexible motion while sitting at the counter height position
- Foam construction can be used to sit on any of the six sides
- Handle is covered in upholstery
- Zipper included with upholstery cover for easy removal and cleaning
- Benches rated for users up to 275lbs
- Ships fully assembled

HOW TO ORDER EXAMPLE

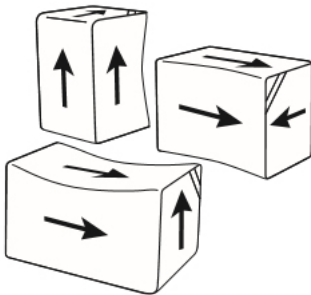
Model No.	Description	Example
3-1526ST	Upholstery	CF Stinson Artisan Seaport
	Welt Cord	CF Stinson Artisan Anjou
	Upholstery	
	Zipper	Navy

UPHOLSTERY OPTIONS

Available in single upholstery with a matching handle, and your choice of a matching or contrasting welt cord, or no welt cord at all. Select from a wide variety of graded-in or contract options, including fabric, vinyl, and leather. We recommend avoiding the use of obvious directional patterns due to Triple Play’s multiple positions of use.

Indiana Furniture will make every attempt to have the upholstery pattern going the same direction while making the best use of the yardage supplied.

Arrows represent “Up the Roll”.



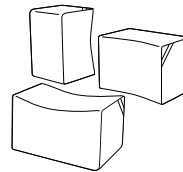
ZIPPER OPTIONS

Black	Navy
Brown	Slate
Dark Gray	Tan
Ivory	White

CERTIFICATIONS & COMPLIANCE

- CAL 117-2013 Compliance
- Intertek Sustainability Certified
- BIFMA level® Certified
- BIFMA Compliant® Certified
- TSCA Title VI (CARB) Compliance
- Contributes to LEED®, Green Globes®, and WELL® Sustainable Programs

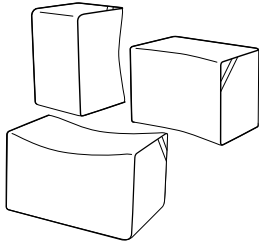
STATEMENT OF LINE



Multi-Height Bench:
3-1526ST
[\(See Details\)](#)

TRIPLE PLAY™
MULTI-HEIGHT BENCH (3 SERIES)

Item	Model No.	Chair Width	Chair Depth	Chair Height	Ship Wt	Cubic Ft
MULTI-HEIGHT BENCH	3-1526ST	18	16½-15	26	12.8	5.8



Description

- Standard with: Matching Upholstered Handle
- Rotate Seat to Provide Seating for 18”H, 29-30”H, and 36”H Tables, or any range in between
- Available with Contrasting Upholstery with Welt Cord ([See Details](#))
- We recommend avoiding the use of obvious directional patterns due to the multiple positions of use

Must Specify (in this order):

- Model #
- Primary Upholstery
- Welt Cord
- Zipper Color

List Price/Grade	Yards	COM/1	2	3	4	5	6	7	8	9	10
Single Upholstery											
With Welt Cord	3.00 \$	914	1070	1202	1331	1526	1724	2006	2300	2642	3038
No Welt Cord	2.00 \$	803	907	995	1081	1211	1343	1531	1727	1955	2219
Contrasting Upholstery											
Primary	2.00 \$	914	1018	1106	1192	1322	1454	1642	1838	2066	2330
Welt Cord	1.00 \$	0	52	96	139	204	270	364	462	576	708

For ordering options, [see overview at the beginning of this section.](#)

Both comfort and style are achieved in Vive with open or closed arms, and flared leg design, with availability of casters. Solid hardwood frames with a smooth, radiant finish are available in all Indiana Furniture finishes. Double dowel mortise and tenon construction and high-grade polyurethane foam provide superior stability and comfort.

CONSTRUCTION

- Exposed wood components and chair frame are manufactured using European Beech and are free of spirits, discoloration, pits, shakes, and wormholes; base caps are manufactured using select maple
- Chair joints are double-doweled or mortised and tenoned, screwed, and glued for maximum strength and durability
- Seats feature corner blocking
- Arms are securely attached to the frames with mortise and tenon
- Frame is individually hand assembled and sanded prior to being finished
- High Grade Polyurethane Foam, 2¼" thick in the seat and 1½" thick in the back; foam is contoured to fit the frame and fastened in place
- Textiles are sewn with double stitch seams
- High quality resilient sheet webbing ensures a comfortable seating application
- Seating rated for users up to 275lbs
- Ships fully assembled

HOW TO ORDER EXAMPLE

Model No.	Description	Example
326	Finish	MAS
	Upholstery	CF Stinson Artisan Hearth
	Glides	STD

WOOD FINISHES

Indiana Furniture uses a multi-step, hand finishing process on all exposed wood frames.

Chairs feature a catalyzed varnish finish which offers durability, lasting beauty, and resistance to normal wear.


AW Artisan Walnut	MW Mahogany Walnut
AS Asian Night	MAS Mesa Sunset*
BW Beigewood*	MTS Metropolis Sky
BL Black	MNR Midnight Run
CO Columbian Walnut	NTM Natural Marrone*
DC Dark Cherry	ORW Oak Riftwood*
DFW Dark Forest Walnut*	PNW Pinnacle Walnut
WH Designer White	PTK Portico Teak*
EF Espresso	RC River Cherry*
FO Fawn Oak*	SCH Select Cherry
FLW Florence Walnut*	SPW Sepia Walnut*
GC Golden Cherry	SKC Shaker Cherry
HVM Harvest Maple*	SBP Smoky Brown Pear*
HW Harvest Walnut	TK Studio Teak
HNW Henna Walnut	SM Sugar Maple
KHE Kirsche	WTA Weathered Ash*
LW Legacy Walnut	WNB White Nebbia
	WC Williamsburg Cherry

* Finish is Low Sheen

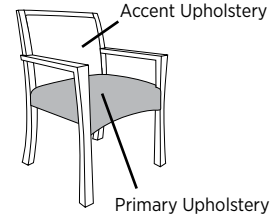
UPHOLSTERY OPTIONS

Available in single or contrasting upholsteries in a wide variety of graded-in or contract options, including fabric, vinyl, and leather.

Single Upholstery



Contrasting Upholstery



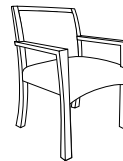
GLIDE OPTIONS (FOR MODELS WITHOUT CASTERS)

STD	Nylon Glides	STD
FELT	Felt Glides	\$ N/C

CERTIFICATIONS & COMPLIANCE


- CAL 117-2013 Compliance
- Intertek Sustainability Certified
- BIFMA level® Certified
- BIFMA Compliant® Certified
- TSCA Title VI (CARB) Compliance
- Contributes to LEED®, Green Globes®, and WELL® Sustainable Programs

STATEMENT OF LINE



Fully Upholstered Guest with Open Arms: 326
[\(See Details\)](#)

Item	Model No.	Chair Width	Chair Depth	Chair Height	Seat Width	Seat Depth	Seat Height	Arm Height	Ship Wt	Cubic Ft
FULLY UPHOLSTERED GUEST WITH OPEN ARMS	326	25	26¾	34½	20¼	19	18¼	25⅝	30	16.9



Description

- Standard with: Nylon Glides
- Available with Contrasting Upholstery ([See Details](#))

Must Specify (in this order):

Model #

Finish

Primary Upholstery

Accent Upholstery

Glide

List Price/Grade	Yards	COM/1	2	3	4	5	6	7	8	9	10	L1	L2
Single Upholstery	1.75	\$ 1627	1718	1795	1870	1984	2100	2264	2436	2635	2866	2205	2451
Contrasting Upholstery													
Primary	1.25	\$ 1651	1716	1771	1825	1906	1989	2106	2229	2371	2536	2064	2240
Accent	1.00	\$ 0	52	96	139	204	270	364	462	576	708	330	471

For ordering options, [see overview at the beginning of this section.](#)

Accents

Enhance your space with new Cush Pillows. Available in multiple shapes and sizes, and with or without piping, to bring the comforts of home or add sophistication to any space. Be inspired by our broad range of graded-in fabrics, contract fabrics or use a COM to personalize your Cush pillows.

CONSTRUCTION

- All pillows are sewn shut for added security
- All pillows feature a smooth non-woven fabric pillow insert
- Square and rectangle inserts are filled with a soft moldable poly fiber that simulates the look of down feathers
- Bolster pillows are filled with a resilient poly insert for extra durability

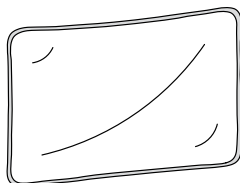
HOW TO ORDER EXAMPLE

Model No.	Description	Example
01-1806BPP	Primary Upholstery Accent Upholstery	KnollTextiles Buzz Bittersweet KnollTextiles Buzz Flash
01-1407TPRP	Primary Upholstery	Mayer Gem Ocean

UPHOLSTERY OPTIONS

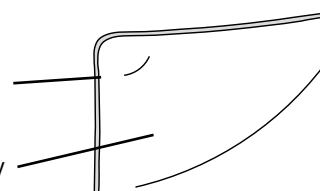
Contrasting upholsteries available on pillows with piping in a wide variety of graded-in or contract options.

Contrasting Upholstery



Accent Upholstery

Primary Upholstery



CERTIFICATIONS & COMPLIANCE

- CAL 117-2013 Compliance

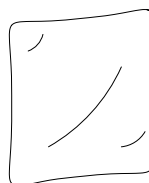
STATEMENT OF LINE



Bolster Pillow
[01-1806BP](#)




Bolster Pillow
With Piping
[01-1806BPP](#)



23" Square Throw Pillow
[01-2323TPS](#)



23" Square Throw
Pillow With Piping
[01-2323TPSP](#)



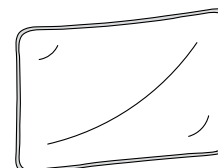
17" Square Throw Pillow
[01-1717TPS](#)



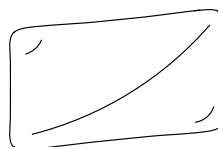
17" Square Throw
Pillow With Piping
[01-1717TPSP](#)



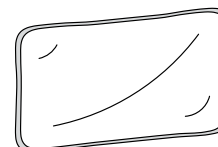
19"x11" Rectangle Throw
Pillow
[01-1911TPR](#)



19"x11" Rectangle Throw
Pillow With Piping
[01-1911TPRP](#)

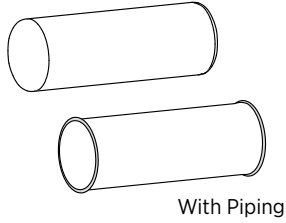


14"x7" Rectangle Throw
Pillow
[01-1407TPR](#)



14"x7" Rectangle Throw
Pillow With Piping
[01-1407TPRP](#)

Item	Model No.	Width	Depth	Height	Ship Wt	Cubic Ft
BOLSTER PILLOW	01-1806BP	18	6	6	2	2.1
	01-1806BPP With Piping	18	6	6	2	2.1



With Piping

Must Specify (in this order):

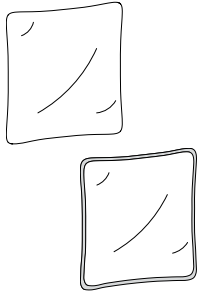
- Model #
- Primary Upholstery
- Accent Upholstery

Description

- Contrasting Upholsteries Available on Pillows With Piping ([See Details](#))
- Directional Upholstery May Not Match from Pillow to Pillow Due to Application

List Price/Grade	Yards	COM/1	2	3	4	5	6	7	8	9	10
Single Upholstery	1.00	\$ 318	370	414	457	522	588	682	780	894	1026
Single Upholstery with Piping	1.00	\$ 481	533	577	620	685	751	845	943	1057	1189
Contrasting Upholstery											
Primary	1.00	\$ 529	581	625	668	733	799	893	991	1105	1237
Accent	1.00	\$ 0	52	96	139	204	270	364	462	576	708

23" SQUARE THROW PILLOW	01-2323TPS	23	6	23	3	2.1
	01-2323TPSP With Piping	23	6	23	3	2.1



With Piping

Must Specify (in this order):

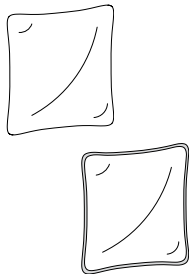
- Model #
- Primary Upholstery
- Accent Upholstery

Description

- Contrasting Upholsteries Available on Pillows With Piping ([See Details](#))
- Directional Upholstery May Not Match from Pillow to Pillow Due to Application

List Price/Grade	Yards	COM/1	2	3	4	5	6	7	8	9	10
Single Upholstery	1.00	\$ 262	314	358	401	466	532	626	724	838	970
Single Upholstery with Piping	1.00	\$ 400	452	496	539	604	670	764	862	976	1108
Contrasting Upholstery											
Primary	1.00	\$ 448	500	544	587	652	718	812	910	1024	1156
Accent	1.00	\$ 0	52	96	139	204	270	364	462	576	708

17" SQUARE THROW PILLOW	01-1717TPS	17	6	17	3	2.1
	01-1717TPSP With Piping	17	6	17	3	2.1



With Piping

Must Specify (in this order):

- Model #
- Primary Upholstery
- Accent Upholstery

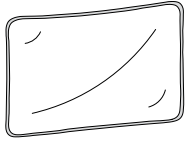
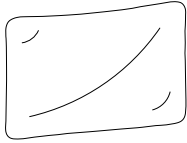
Description

- Contrasting Upholsteries Available on Pillows With Piping ([See Details](#))
- Directional Upholstery May Not Match from Pillow to Pillow Due to Application

List Price/Grade	Yards	COM/1	2	3	4	5	6	7	8	9	10
Single Upholstery	1.00	\$ 240	292	336	379	444	510	604	702	816	948
Single Upholstery with Piping	1.00	\$ 364	416	460	503	568	634	728	826	940	1072
Contrasting Upholstery											
Primary	1.00	\$ 412	464	508	551	616	682	776	874	988	1120
Accent	1.00	\$ 0	52	96	139	204	270	364	462	576	708

For ordering options, [see overview at the beginning of this section.](#)

Item	Model No.	Width	Depth	Height	Ship Wt	Cubic Ft
19"x11" RECTANGLE THROW PILLOW	01-1911TPR	19	4	11	2	2.1
	01-1911TPRP With Piping	19	4	11	2	2.1



With Piping

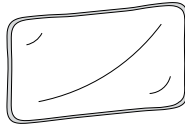
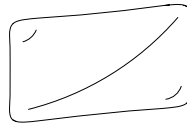
Must Specify (in this order):
Model #
Primary Upholstery
Accent Upholstery

Description

- Contrasting Upholsteries Available on Pillows With Piping ([See Details](#))
- Directional Upholstery May Not Match from Pillow to Pillow Due to Application

List Price/Grade	Yards	COM/1	2	3	4	5	6	7	8	9	10
Single Upholstery	1.00	\$ 271	323	367	410	475	541	635	733	847	979
Single Upholstery with Piping	1.00	\$ 406	458	502	545	610	676	770	868	982	1114
Contrasting Upholstery											
Primary	1.00	\$ 454	506	550	593	658	724	818	916	1030	1162
Accent	1.00	\$ 0	52	96	139	204	270	364	462	576	708

14"x7" RECTANGLE THROW PILLOW	01-1407TPR	14	4	7	2	1.0
	01-1407TPRP With Piping	14	4	7	2	1.0



With Piping

Must Specify (in this order):
Model #
Primary Upholstery
Accent Upholstery

Description

- Contrasting Upholsteries Available on Pillows With Piping ([See Details](#))
- Directional Upholstery May Not Match from Pillow to Pillow Due to Application

List Price/Grade	Yards	COM/1	2	3	4	5	6	7	8	9	10
Single Upholstery	1.00	\$ 236	288	332	375	440	506	600	698	812	944
Single Upholstery with Piping	1.00	\$ 361	413	457	500	565	631	725	823	937	1069
Contrasting Upholstery											
Primary	1.00	\$ 409	461	505	548	613	679	773	871	985	1117
Accent	1.00	\$ 0	52	96	139	204	270	364	462	576	708

For ordering options, [see overview at the beginning of this section.](#)

COM/COL & Graded-In Programs

COM - CUSTOMER'S OWN MATERIAL

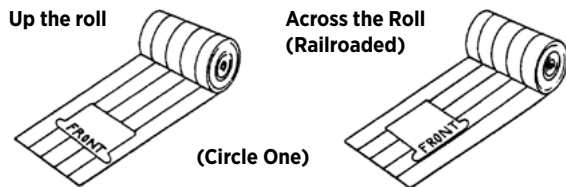
All Indiana Furniture seating is available with material furnished by the customer. Refer to grade 1 for list prices. Refer to individual model number for COM yardage requirements. The listed COM yardage requirement is based on the use of non-directional upholstery 54" wide for a quantity of one chair. Extra upholstery is required to match any pattern with a repeat, either vertically or horizontally. Use the chart below as a guide to add to plain COM yardage requirements listed in the price list.

For multiple chair quantities, contact customer service to optimize the yardage per chair at 800-422-5727.

Upholstery	Plain	2"- 14"	15"- 27"	28"- 36"
Width	Upholstery	Repeat	Repeat	Repeat
54"	0%	10%	25%	30%

Upholsteries less than 54" wide will not be accepted.

Due to the upholstering process used by Indiana Furniture, some COM upholsteries are considered directional that may not be considered directional by the upholstery supplier. All Upholstery COM's are cut "up the roll" and all vinyls are cut "across the roll" by Indiana Furniture unless otherwise directed by the customer (see below). All directional upholsteries on Indiana Furniture frames match both vertically and horizontally. If you do not desire repeat match, please specify on order.



Note: Directional upholsteries, such as stripes, patterns and plaids may not meet your satisfaction due to contoured shapes and tufting of some models. Should you require such a selection, we will upholster as perfect as possible, but such orders are not subject to return. If in doubt, contact your Indiana Furniture Customer Service Representative prior to placing the order.

COM/COL ORDERING INSTRUCTIONS:

Fill out the form below and attach sample according to instructions on reverse side of form. **COM's/COL's must meet and include written confirmation from the supplier verifying CALTB 117-2013 compliance and you must designate the flammability materials within for the TB 117-2013 label.** Check the box above to comply with California Business and Professions Code Section 19094. Failure to complete these forms and supply samples will delay the scheduling of the purchase order. Orders will not be scheduled until upholstery is received from the supplier. Upholstery should not be ordered until Indiana Furniture has verified the yardage required.

Check one: COM COL

Dealer Name _____ Phone _____ Email _____

Contact Person _____ City _____ State _____ Zip _____

Mill/Supplier _____ Pattern _____ Color _____

Repeat Inches: Horizontal _____ Vertical _____ Directional: Up the Roll / RailRoad

Selected Upholstery is Required to be 54" Wide - Is Your Upholstery Choice 54" Wide? Yes / No If no, Approval is Required.

Face Reversible: Yes / No

Product COM/COL is to be applied to:

1) Model # _____ Qty* _____ Ydg. Ea. _____ x Repeat _____ = _____ Yds.

2) Model # _____ Qty* _____ Ydg. Ea. _____ x Repeat _____ = _____ Yds.

* For multiple chair quantities, contact customer service to optimize the yardage required.

FOR OFFICE USE ONLY:

Advise dealer of COM/COL Rqd: _____ Signed: _____

CSR

Notes: _____

COL - CUSTOMER'S OWN LEATHER

Indiana Furniture is pleased to accommodate COL selections whenever this special need arises. Refer to grade 1 for list prices. To calculate COL requirements, multiply the COM yardage required times 18 (1 yard of upholstery = 18 sq. ft. of usable leather). Customer's own leather specifications for Indiana Furniture seating shown within the price list are based on an average hide size of 45-50 square feet.

All square footage requirements are based on usable footage. The shape of a hide and the usable, clean footage may make it necessary for us to request more leather after COL is received.

Please note leather is a natural product, and variation in texture is a pleasing quality belonging exclusively to high grade, full top grain leathers.

Indiana Furniture reserves the right to inspect, approve, or reject any COM/COL upholstery. Once approved, Indiana Furniture cannot assume responsibility for the durability or tailoring quality of COM/COL material.

COM/COL Ordering Instructions:


1. Include a 6" sample of the upholstery stapled to the order indicating which side is to be exposed.
2. If COM has a pattern or stripe, indicate whether to apply vertically or horizontally. All stripes will be applied vertically unless specified otherwise.
3. Specify the upholstery supplier's name, upholstery pattern, pattern color, and pattern number.

For TB 117-2013, the upholstery materials in this product (check one):

_____ contain added flame retardant chemicals

_____ contain NO added flame retardant chemicals


TOP



6" x 6"
Sample



TOP



NOTE IMPORTANT REQUIRED INSTRUCTIONS:

Attach sample showing exposed side and mark direction upholstery is to be applied.

Form & Upholstery Swatch should be sent to:

Indiana Furniture
Attn Customer Service
1919 Hospitality Dr., Ste. A
Jasper, IN 47546

COM/COL should be sent to:

Indiana Furniture
1095 W. 100 S.
Dock 1
Jasper, IN 47546

Checklist

Have you completed the following requirements?

- 1) ___ Attached Sample
- 2) ___ Marked Direction
- 3) ___ Verified **Width and** Yardage with Indiana Furniture
- 4) ___ Have upholstery tagged with your company name
- 5) ___ Have upholstery tagged with your purchase order #
- 6) ___ Have your vendor list their name, pattern, color and yardage on the packing list

A Packing Slip Must Be Included

Do Not Order Upholstery Until Indiana Furniture Has Calculated Yardage

Pattern Name	Price Grade	Pattern Name	Price Grade	Pattern Name	Price Grade
A New Twist	4	Mammoth Deception	7	Wishes	4
April	8	Mesa	6	Wow	4
Assumed Luxury	8	Metal Mesh	8	Zulu	5
Baby Bear	5	Metro	5	Zyon	5
Bacci	6	Mind Bender	6		
Baltic- O	6	Minimize	6		
Beach Blanket	6	Minotaurus	7		
Bonnie	4	Miragi - O	7		
Brazos	6	Mock Croc	5		
Buckaroo	7	Mohair Magic	10		
Bull's Eye	8	Mooskin	7		
Bye Bye Birdie	5	Morph	6		
Calf Crazy	7	My Way	7		
Canyon	3	Not-A-Hide	4		
Capri	5	Pacific-O	6		
Catwalk	9	Parley	3		
Cheap Seats	5	Party Boat	7		
Chimera	6	Patina Glaze	4		
Cocoon	3	Phantasea	8		
Copy Cow	3	Phoenix	3		
Cornered	6	Plastic Basket	4		
Cowtown	5	Quietude	6		
Crosshatch	4	Reflection	5		
Cuddle	5	Renna	5		
Dash of Color	5	Ritzi	4		
Dazzler	7	Roseus Regatta	8		
Diamond Rock	6	Sabine	3		
E-Scape	7	Shagreen	4		
Extra Celestial	6	Shiki Silk	4		
Feigned Fancy	8	Shiny Hide	7		
Fionna	4	Silicone Grid	7		
First Class	3	Silicone Mountain	7		
Focus	6	Silicone Prime	7		
Fowl Play	8	Silicone Slopes	7		
Free Time	7	Simply Hyde	5		
Fulton	3	Sky Writing	5		
Gelato	6	Sleek	5		
Glaze	4	Soul Space	5		
Grit	6	Splash	5		
Haywire	6	Spree	7		
Hemp Canvas	5	Sticks and Strings	5		
Highland	5	Stitch In Time	6		
Horizon	6	Stripes	7		
Impulse	8	Tartan	7		
Inner Circle	9	Tas	8		
Intertwine	5	Taurus	7		
Jigsaw	5	Technohound	4		
Just Kidding	7	The Keys	5		
Kapow	4	Top Coats	6		
Kazam	4	Travel Roadies	4		
Kri	7	Twinkle Sky	6		
La Piazza	6	Twinkle Tapestry	6		
Lafayette	4	Udderly Perfected	7		
Lamb of Luxury	8	Ultra Air	7		
Limerick	8	Uptick	6		
Lucid Lines	7	Varick	3		
Lumber Jack	8	Vintage Glaze	5		
Lumber Jane	8	Westerly	5		
Luzon	7	Western Willie	5		

Indiana Furniture strives to make as many upholsteries available as possible. However, it is not practical for us to test every offering on every chair as it is made available. If you have any concerns about our ability to upholster your selection on a particular frame please contact us and we will be glad to order a memo sample from this supplier for testing. Call Customer Service at 800.422.5727.

Pattern Name	Price Grade	Pattern Name	Price Grade	Pattern Name	Price Grade	Pattern Name	Price Grade
Aberdeen	6	Francesca Wool	7	Polished	5	Tudor Rose	9
Alpine	6	Francesca Wool li	7	Pound	7	Typography	6
Ambiance	4	Frontier	3	Provence	9	Vanderbilt	5
Angle	5	Gamma	4	Quest	7	Vault	5
Apex	6	Gardenia	5	Radius	6	Velocity	6
Apollo	5	Gatsby	4	Raya	5	Venture	7
Arabesque	5	Gem	4	Reality Check	5	Victoria	6
Astor	5	Glam	5	Rio	5	Vivo	5
Athena	5	Glinda	6	River	6	Volt	8
Atlas	4	Glo	5	Rodeo	3	Wanderer	7
Atmosphere	2	Great Wall	6	Rodeo 2	3	Watson	3
Atomic	6	Grid	5	Roundabout	4	Welsh Check	7
Aura	3	Hanji	6	Samsara	4	Windlass	7
Bali	7	Harlequin	6	Sanganeri	5	Wrangler	3
Block Petal	6	High Rise	5	Santa Fe	6	X Pattern	8
Boardwalk	4	Highlands	6	Santorini	6	York Plaid	7
Bocce	5	Hush	5	Saxon	6	Zip	7
Bronco	5	Hush 2	5	Sea Willow	6		
Burkina	6	I Pattern	7	Seascape	4		
Cadence	5	Illusion	3	Sector	5		
Calais Stripe	6	Illusion 2	3	Sedona	4		
Caress	7	Infrastructure	8	Sherlock	4		
Carnival	5	Insight	2	Sherlock 2	4		
Cavo	6	Intaglio	5	Shimmer	4		
Centering Stripe	5	Intaglio 2	5	Shimmer 2	4		
Ceramica	6	Interstate	5	Silk Road	4		
Channel	5	Iona	4	Silverado	4		
Chroma	4	Isabella	4	Silverado 2	4		
Cirque	6	Journey	6	Skye	6		
Compass	6	Kaolin	5	Soho	3		
Connect	7	Kuba	6	Solar	2		
Contour	4	Legacy	5	Solitude	6		
Cosmos	5	Legend	6	Sonata Stripe	6		
Crescendo	6	Linea	5	Speckle	4		
Crystal	4	Lore	5	Spectrum	4		
Cutting Edge	10	Lunette	7	Sphere	7		
Dakota	4	Luxe	6	Spin	6		
Dakota 2	4	Majorca	6	Spirit	4		
Daytona	6	Marquee	6	Splash	3		
Delta	4	Mason	6	Staccato	6		
Drifter	4	Mason Stripe	6	Stallion	3		
Durango	3	Montage	6	Stetson	3		
Dynasty	5	Moon Beam	5	Strata	4		
Eden	5	Moon Beam 2	5	Streamline	4		
Elementary	7	Morgan	5	Sukhala	6		
Elevado	5	Morocco	6	Summit	3		
Embrace	4	Mustang	4	Sundial	6		
Emerson	3	Nahouri	6	Sync	5		
Empress	4	Network	8	Tailored	5		
Empress 2	4	Oculus	5	Talavera	8		
Encore	4	Palatine	5	Tally	4		
Engrave	5	Palatine 2	5	Tectonic	4		
Equinox	4	Paragon	7	The Plaid	7		
Etch	5	Parenthesis	8	Tick-Tock	5		
Everest	4	Patina	6	Tiebele	6		
Evolution	7	Paxton	6	Tilde	7		
Fiji	5	Perspective	5	Top Notch	10		
Flora	2	Pinnacle	4	Transform	3		
Fragment	7	Pixel	5	Traverse	5		

Indiana Furniture strives to make as many upholsteries available as possible. However, it is not practical for us to test every offering on every chair as it is made available. If you have any concerns about our ability to upholster your selection on a particular frame please contact us and we will be glad to order a memo sample from this supplier for testing. Call Customer Service at 800.422.5727.

Pattern Name	Price Grade	Pattern Name	Price Grade	Pattern Name	Price Grade	Pattern Name	Price Grade
45 RPM.....	3	Boucle	5	Collins Ave	6	Equus.....	4
57 Chevron.....	6	Boudoir	4	Community.....	6	Escapade.....	3
78 RPM.....	4	Boyle.....	9	Connect.....	8	Evolution.....	4
Abbey Road.....	5	Bozeman.....	3	Connery.....	4	Excel.....	5
Aberdeen.....	9	Brera.....	3	Cool Comfort.....	4	Excursion.....	6
Adare Manor.....	4	Brick and Mortar.....	4	Coral Gables.....	6	Fabiana.....	5
Adlon.....	7	Brigantine.....	5	Corddry.....	5	Fairground.....	5
Admiral.....	5	Brisco.....	4	Corinthian.....	4	Fashionista.....	5
Affinity.....	5	Britannia.....	5	Couture.....	5	Filly.....	5
Aficionado.....	5	Brixton.....	9	Cozy.....	4	Financier.....	3
Amagansett.....	6	Brompton.....	4	Craft.....	6	Fine Gauge.....	7
Amenity.....	4	Bryn Mawr.....	7	Crazy Horse.....	4	First Class.....	6
Americas Cup.....	4	Buccaneer.....	5	Crepon.....	4	Fit.....	5
Andromeda.....	5	Buenos Aires.....	5	Crescendo.....	5	Flagship.....	4
Anemone.....	6	Burlington.....	4	Crew.....	4	Flannela.....	6
Animal.....	5	Cabin.....	6	Crossover.....	4	Flex.....	4
Annual.....	6	Calabasas.....	5	Cruise.....	7	Flights of Fancy.....	6
Antico.....	6	Caledonian.....	4	Cupertino.....	7	Flourish.....	6
Aperture.....	4	Calf.....	8	Cupid.....	4	Flow.....	3
Aphrodisiac.....	5	Calyx.....	6	Cutting Edge.....	6	Flower Market.....	5
Array.....	6	Cambric.....	5	Dakar.....	4	Foiled.....	4
Artesima.....	8	Cancan.....	5	Dakota.....	5	Folio.....	3
Askrigg.....	9	Cane.....	6	Danbury.....	3	Follow the Leader.....	5
Astronomy.....	6	Cape Town.....	5	Dance Line.....	6	Fridays.....	4
Aura.....	5	Caracas.....	6	Dance Party.....	4	Friendship.....	5
Autobahn.....	4	Cardigan.....	5	Dante.....	6	Frolic.....	5
Aventura.....	5	Casco.....	6	Dapple.....	7	Fronde.....	7
Awaken.....	4	Catch Me If You Can.....	5	Dash.....	4	Front Desk.....	4
B and B.....	4	Catwalk.....	5	Daydream.....	3	Furstenberg.....	3
Badlands.....	5	Cavern Club.....	5	Debonair.....	3	Gala.....	5
Bal Harbour.....	5	Cetus.....	5	Debutante.....	6	Galleon.....	4
Balance.....	8	Chain Link.....	4	Deco District.....	6	Gargrave.....	9
Balcony.....	5	Chaise.....	5	Deepdale.....	9	Gecko.....	7
Bamboozled.....	5	Chambray.....	7	Diamant.....	5	Gemma.....	5
Bargello.....	6	Chamomile.....	4	Digital.....	7	Getaway.....	7
Barnard.....	7	Champagne.....	5	District.....	3	Gia.....	6
Baxter.....	4	Charleston.....	4	Division.....	7	Gilded Age.....	7
Bayside.....	6	Charlotte.....	4	Draper.....	5	Glamis.....	9
Beachcomb.....	6	Charted Reverse.....	7	Drizzle.....	4	Glint.....	4
Beaucoup.....	4	Chaucer.....	9	Dublin.....	3	Glissette.....	5
Beehive.....	4	Chauffeur.....	4	Duotone.....	6	Glitz.....	5
Bellevue.....	9	Chenille Waistcoat.....	4	Dupioni.....	4	Gloucester.....	9
Belsize.....	9	Chesham.....	9	Dusk.....	5	Good Day Sunshine.....	6
Ben Day.....	4	Chetlenham.....	9	Ease.....	4	Grasscloth.....	3
Bergerac.....	5	Chindi.....	6	Echelon.....	5	Great Dane.....	6
Berkshire.....	4	Chronicle.....	6	Edge.....	5	Great Pretender.....	4
Bermuda.....	6	Cirque.....	5	Editor.....	7	Greenwich.....	5
Biarritz.....	4	Cirrus.....	6	Edwardian.....	5	Grenelle.....	6
Bibury.....	9	Classic.....	7	Elegant.....	3	Griffin.....	5
Big Bird.....	5	Cleo.....	5	Element.....	5	Haberdasher.....	4
Big Game.....	5	Clipper.....	5	Elite.....	5	Hampstead.....	4
Billow.....	6	Clique.....	5	Emergent.....	7	Hanbel.....	5
Biscayne.....	7	Cloud Nine.....	3	Enamored.....	3	Happy.....	7
Bliss.....	5	Clydesdale.....	3	English Leather.....	4	Harbor Lights.....	4
Boardwalk.....	7	Coachella.....	4	English Suede.....	5	Harmony.....	6
Bobbin.....	3	Coalesce.....	6	Enthusiast.....	6	Hashtag.....	6
Boheme.....	4	Coconut Grove.....	6	Epingle.....	4	Haute Seat.....	7
Boston.....	5	Coexist.....	6	Equestrian.....	6	Havana.....	7

Architex continues on next page.

Indiana Furniture strives to make as many upholsteries available as possible. However, it is not practical for us to test every offering on every chair as it is made available. If you have any concerns about our ability to upholster your selection on a particular frame please contact us and we will be glad to order a memo sample from this supplier for testing. Call Customer Service at 800.422.5727.

Effective 7/2024

For Architex Samples Call 800.621.0827 or Visit www.architex-ljh.com

Pattern Name	Price Grade	Pattern Name	Price Grade	Pattern Name	Price Grade	Pattern Name	Price Grade
Hawes	9	Leisure	4	Noble	5	Pumice	5
Healthy	7	Lennon	6	Nourish	3	Purcell	6
Heritage	5	Line Drive	4	Ocean Drive	6	Pureachic	4
Hero	4	Linea	4	Officine	5	Pureapex	5
Hgi Reed	3	Lodge	4	Optimum	5	Pureasana	4
High Noon	4	Logoro	6	Orchestra	7	Purebotanica	6
Highway	4	Lombard	4	Organza	5	Purebrindle	4
Himalayan	7	Long Play	4	Orion	5	Purechallis	5
Hint	4	Loom	3	Otto	7	Purechenille	4
Hit Parade	4	Loose Ends	6	Outfit	4	Purechic	4
Hive	7	Luca	3	Pagoda	4	Purecoco	5
Holloway	9	Lucy In The Sky	6	Palm Desert	5	Purecorduroy	5
Holmes	6	Lusso	6	Palo Alto	7	Purecurlucue	5
Holstein	4	Luster	4	Paola	5	Puredeco	6
Holyoke	7	Macallan	4	Paragon	6	Purefelt	4
Homespun	5	Mademoiselle	5	Paramour	5	Purefleece	5
Hook	3	Madore	6	Particle	5	Pureflow	4
How Dashing	5	Mahony	6	Patent	5	Pureglint	5
Hurlingham	3	Malham	9	Pathway	6	Puregratitude	4
Hush	3	Manifest	8	Pearlescent	6	Pureherringbone	5
Hyde	5	Mantle	5	Pelle	7	Purehopsack	5
Icon	6	Manzanita	7	Pendlesome	6	Purekimbo	5
Ikat	8	Marais	5	Peony	5	Purelinen	4
Indio	4	Marcona	3	Percheron	2	Puremeditation	4
Ingenious	7	Maroc	7	Pergola	5	Puremindfulness	4
Inline	5	Marqueyssac	6	Perlato	5	Puremod	6
Inner Circle	8	Marquissette	5	Piazza	4	Puremontrose	6
Insideout	8	Marylebone	9	Piet	6	Purenubuck	4
Inspire	6	Maxim	6	Pinkerton	5	Purepanama	5
Interlock	5	McQueen	5	Pinna	7	Purepeace	4
Intersect	5	Membership	5	Pinwale	4	Pureplait	5
Intricato	6	Merchant	5	Pinyon	3	Purepoint	5
Inverness	4	Meridian	5	Pipeline	5	Pureshimmer	5
Irving	3	Merrill	6	Pisa	7	Puretwill	5
Isla	6	Metallurgic	5	Piscina	4	Purevelour	3
Jackpot	5	Mid Century	5	Pisco	3	Purevelvet	4
James Dean	5	Middy	5	Pivot	6	Purevogue	6
Jasper	3	Milano	6	Pixel	3	Pureweave	5
Javelin	3	Mime	4	Plaid All Over	5	Purewicker	4
Jump For Joy	6	Mineral	6	Plaited	5	Qbert	4
Just Dandy	3	Mingle	3	Plateau	4	Quarry	5
Kainai	4	Miramar	3	Platform	4	Quilt	4
Kent	6	Missing Link	5	Plenty	2	Radiant	4
Kettering	6	Missonly	4	Plunge	6	Rainbow	5
Kindred	6	Moda	4	Poise	3	Rebel	5
Kingham	9	Mon Petit	2	Poplin	3	Reed	3
Kismet	5	Monarchy	5	Port Of Call	6	Reef	6
Knowledge	7	Monolith	4	Porter	6	Reel Leather	6
Koi Lily	6	Montauk	6	Positano	6	Relax	3
Laguna	8	Montmartre	5	Posy	7	Resort	7
Lake Como	5	Moxie	5	Preppy Handbook	4	Revel	5
Lakota	4	Muslin	3	Prescription	5	Revival	5
Lanai	3	Mustang	3	Presence	6	Richmond	3
Las Palmas	3	Nakoda	4	Prestige	3	Riva	6
Lavish	4	Natura	4	Printemps	6	Rocky Mountain	5
Layers	5	Nest	7	Privateer	7	Roman	4
Leatheretta	4	New Deal	5	Progress	7	Room Service	3
Legend	5	No Strings Attached	5	Propel	4	Rose Hill	4

Architex continues on next page.

Indiana Furniture strives to make as many upholsteries available as possible. However, it is not practical for us to test every offering on every chair as it is made available. If you have any concerns about our ability to upholster your selection on a particular frame please contact us and we will be glad to order a memo sample from this supplier for testing. Call Customer Service at 800.422.5727.

Pattern Name	Price Grade	Pattern Name	Price Grade	Pattern Name	Price Grade
Royale.....	5	Sullivan.....	7	Valencia.....	6
Rugged.....	6	Sultan.....	3	Valloires.....	6
Ryder.....	5	Sun Kissed.....	7	Vassar.....	7
Sag Harbor.....	7	Sunfair.....	3	Veloce.....	6
Salt Spring.....	6	Sunnyvale.....	7	Venue.....	4
Salter.....	4	Surface.....	6	Verve.....	5
Sandbox.....	4	Suri.....	3	Vitality.....	4
Sandwashed.....	5	Sutherland.....	4	Voila.....	5
Savant.....	4	Swerve.....	3	Waistcoat.....	3
Schooner.....	6	Sybarite.....	6	Wardrobe.....	4
Science.....	6	Sylk.....	7	Wellesley.....	7
Scottie.....	5	Tailor Made.....	3	Westminster.....	9
Scottsdale.....	5	Takes Two To Tangle.....	3	What The Fray.....	3
Seabed.....	7	Tampa Bay.....	4	Whitehall.....	5
Seamstress.....	4	Tattered Tale.....	4	Winfield.....	3
Seaside.....	4	Tech Tweed.....	5	Winston.....	2
Seine.....	4	Telegraph.....	4	Wish.....	6
Serena.....	4	Templeton.....	4	Wisteria.....	6
Set Sail.....	4	Tenacious.....	4	Worsted.....	5
Shabby and Chic.....	4	Terroir.....	7	Yellowstone.....	5
Sharkskin.....	5	Tessellation.....	7	Yorkville.....	4
Shetland.....	5	Textura.....	4	Your Bird Can Sing.....	6
Shibori Linen.....	8	Theatre District.....	4	Zenith.....	6
Shilling.....	5	Theorem.....	4		
Shine.....	4	Thornton.....	9		
Shoreline.....	7	Thoroughbred.....	2		
Shower.....	7	Tickle.....	5		
Sightsee.....	3	Timeless.....	2		
Silicone Swayed.....	6	Tinseltown.....	4		
Silicone Tussah.....	6	Tonic.....	4		
Skipper.....	4	Topsy Turvy.....	6		
Skyway.....	4	Toronto.....	5		
Slow Dance.....	4	Toulouse.....	5		
Soft Spot.....	5	Trapeze.....	6		
Sojourn.....	4	Trapunto.....	7		
Soothe.....	8	Tribeca.....	4		
Sound Bite.....	7	Trident.....	3		
Southgate.....	9	Triumph.....	5		
Space Oddity.....	6	Tru Chenille Waistcoat.....	2		
Spectacle.....	5	Tru Plenty.....	2		
Spencer.....	8	Tuatara.....	3		
Spin Art.....	9	Turnabout.....	4		
Spoonful.....	4	Turtle Bay.....	3		
Sport Jacket.....	3	Tussar.....	7		
Spotlight.....	5	Tweed.....	3		
Spree.....	5	Tweedledee.....	5		
Spritz.....	4	Tweedsmuir.....	4		
St Barts.....	4	Twickenham.....	9		
Stage Bill.....	4	Twinkle.....	5		
Stagecoach.....	4	Tycoon.....	4		
Starboard.....	6	Ultrachevron.....	6		
Starlight.....	4	Ultracrush.....	6		
Static.....	4	Ultraflannel.....	6		
Steed.....	5	Ultraluscious.....	6		
Stoneham.....	9	Ultraposh.....	6		
Straight Talk.....	6	Unity.....	4		
Straight Up.....	5	Unwind.....	3		
Stylist.....	4	Urban.....	5		
Subculture.....	4	Vache.....	8		
Submariner.....	6	Valais.....	5		

Indiana Furniture strives to make as many upholsteries available as possible. However, it is not practical for us to test every offering on every chair as it is made available. If you have any concerns about our ability to upholster your selection on a particular frame please contact us and we will be glad to order a memo sample from this supplier for testing. Call Customer Service at 800.422.5727.

Effective 7/2024

For Architex Samples Call 800.621.0827 or Visit www.architex-ljh.com

Pattern Name	Price Grade
24/7 Flax	5
Aquarius	4
Blazer.....	5
Blazer Lite	4
Carlow	2
Craggan Flax.....	6
Era	2
Era 66 (Panel).....	3
Gravity.....	3
Halcyon - Aspen.....	5
Halcyon - Blossom.....	5
Halcyon - Cedar.....	5
Hemp.....	5
Kork.....	7
Kyoto	4
Lucia	3
Main Line Flax.....	5
Main Line Twist.....	5
Molto.....	4
Nexus.....	3
Oceanic	4
Patternmaker	6
Penta	4
Port	3
Quest.....	3
Regent.....	5
Replay Zero	3
Revolutionary By Camira.....	6
Rivet.....	3
Silk.....	6
Sonus.....	3
Sprint.....	3
Sumi.....	4
Synergy.....	5
Synergy 66 (Panel)	5
Synergy Quilt Channel	6
Synergy Quilt Chevron.....	6
Synergy Quilt Hourglass.....	6
Touch.....	4
Track	6
Yoredale.....	6

Indiana Furniture strives to make as many upholsteries available as possible. However, it is not practical for us to test every offering on every chair as it is made available. If you have any concerns about our ability to upholster your selection on a particular frame please contact us and we will be glad to order a memo sample from this supplier for testing. Call Customer Service at 800.422.5727.

Effective 7/2024

For Camira Samples Call 616.288.0655 or Visit www.camirafabrics.com

Pattern Name	Price Grade	Pattern Name	Price Grade	Pattern Name	Price Grade	Pattern Name	Price Grade
Acapella.....	6	Framework.....	6	Pinwheel.....	8	Weave.....	4
Aerial.....	4	Fusion.....	6	Plain & Simple.....	3	Zest.....	6
Alex.....	8	Gammacoustic.....	10	Ponte.....	9	Zig Zag.....	4
Allegro.....	9	Glaze.....	6	Porto.....	8		
Allure.....	3	Grasscloth.....	4	Porto Fino.....	9		
Alphacoustic.....	10	Gumption.....	5	Porto Flora.....	10		
Amplify.....	5	Helix Print.....	7	Porto Largo.....	9		
Anagram.....	8	Herba.....	10	Prato.....	10		
Arcade.....	4	Hide.....	5	Precision.....	4		
Avenue.....	7	Hinge.....	6	Primary.....	3		
Axiom.....	7	Hive.....	7	Prime.....	4		
Basket.....	7	Honeycomb.....	7	Puzzle.....	7		
Beam.....	7	Hue.....	7	Quartz.....	6		
Bedrock.....	4	Impress.....	4	Relay.....	8		
Bespoke.....	4	Improv.....	7	Rendezvous.....	4		
Bevel.....	7	Index.....	3	Repose.....	6		
Bijoux.....	7	Instinct.....	5	Reverb.....	7		
Boggle.....	6	Jewel.....	7	Reverie.....	4		
Boomerang.....	8	Jigsaw.....	6	Revolve.....	7		
Boomerang Print.....	7	Juno Print.....	7	Revolve Print.....	7		
Boulevard.....	7	Keystone.....	6	Rhythm.....	8		
Brushstroke.....	6	Kid.....	6	Rise.....	4		
Buff.....	6	Kismet.....	4	Roxy.....	5		
Camden.....	6	Labyrinth.....	6	Sanibel.....	6		
Casa.....	8	Lexicon.....	6	Santana.....	10		
Casanova.....	7	Lithograph.....	5	Savile.....	5		
Chamois.....	9	Luna.....	7	Scherzo.....	9		
Choreography.....	7	Lush.....	5	Scholar.....	5		
Chroma.....	8	Lyon.....	3	Shoreline.....	7		
Code.....	5	Malta.....	10	Sigmacoustic.....	10		
Collage.....	8	Maxim.....	5	Siltech Grain.....	6		
Color Riot.....	6	Maxwell Print.....	7	Siltech Press.....	6		
Colorado.....	6	Maxwell Street.....	7	Sketch.....	3		
Colorado.....	6	Maze.....	7	Soiree Print.....	7		
Constant.....	4	Maze Print.....	7	Solstice.....	6		
Countryside.....	6	Medley Stripe.....	7	Sonata.....	4		
Covet.....	4	Melody.....	5	Sonnet.....	6		
Cross Stitch.....	8	Meraki Stripe.....	6	Soprano.....	8		
Dance Floor.....	7	Merge.....	6	Sumi.....	7		
Dapple.....	6	Meta.....	4	Tandem.....	6		
Dive.....	5	Mineral.....	4	Tartan.....	6		
Diverge.....	4	Montage.....	7	Tartan Print.....	7		
Diverge II.....	4	Moto.....	7	Terzacoustic.....	10		
Dotty.....	8	Mustang.....	4	Theory.....	3		
Dotty Print.....	7	Naxos.....	8	Tilt.....	6		
Drift.....	5	Odyssey.....	4	Tone.....	6		
Dune.....	7	Orenda Plaid.....	8	Topknot.....	3		
Echo.....	6	Origin.....	6	Touch.....	4		
Elite.....	3	Outline.....	6	Trefoil.....	7		
Emblem.....	7	Page Turner.....	7	Trek.....	6		
Entwine.....	6	Palette.....	7	Triad.....	7		
Equinox.....	6	Palomino.....	6	Triad Stripe.....	7		
Escapade.....	5	Panorama.....	7	Triathlon.....	7		
Facet.....	4	Parade.....	6	Tune.....	5		
Fine Line.....	7	Paramour.....	5	Turmalin.....	8		
Fizzy.....	6	Perspective.....	6	Twill.....	4		
Float.....	6	Petal.....	6	Ultra.....	6		
Folklore.....	6	Pigment.....	4	Vector.....	5		
Formation.....	6	Pike Print.....	7	Vestige.....	5		

Indiana Furniture strives to make as many upholsteries available as possible. However, it is not practical for us to test every offering on every chair as it is made available. If you have any concerns about our ability to upholster your selection on a particular frame please contact us and we will be glad to order a memo sample from this supplier for testing. Call Customer Service at 800.422.5727.

Effective 7/2024

For Carnegie Samples Call 800.727.6770 or Visit www.carnegiefabrics.com

Pattern Name	Price Grade	Pattern Name	Price Grade	Pattern Name	Price Grade
Aberdeen.....	4	Jasper	3	Thera.....	4
Affinity	6	Journey	6	Topo	5
Alter	6	Jubilee.....	6	Trapeze	3
Andes	4	Latitude.....	4	Trek	4
Apex.....	5	Linen	6	Tribeca	4
Arc.....	6	Liquid Leather.....	4	Triumph.....	5
Arcade.....	5	Loop.....	4	Trove.....	4
Argon.....	3	Lorie	4	Twist.....	5
Arion Stripes	6	Lumiere.....	5	Valiant	6
Ascend	4	Luxe	6	Vector	6
Ascot	5	Lyon	2	Verdant	4
Asteria.....	5	Majestic.....	4	Versa.....	6
Baubles	3	Manta.....	6	Verve	6
Bliss.....	4	Marble	6	Vibrato	4
Bloom	6	Maze.....	5	Viper	4
Bonita	4	Meru	3	Voltage	5
Brilliant	6	Monaco	3	Voyager.....	4
Bristol	3	Morse Code.....	5	Wander	5
Cambridge	3	Napoli.....	4	Warp.....	5
Canyon.....	2	Nappa.....	6	Wayfarer.....	6
Carthage	3	Natuur	4	Weathered Metal.....	4
Castle.....	2	Oasis	4		
Chakra	6	Odyssey	6		
Chester.....	4	Onward	5		
Confetti.....	5	Orb	5		
Connection.....	5	Ostro.....	4		
Contour.....	6	Pascal	6		
Core.....	4	Pebbled.....	6		
Crushed.....	5	Perret	4		
Cubist	6	Piazza	6		
Dakar	4	Pixel	4		
Dalliance	6	Plume	5		
Deco	6	Polo.....	3		
Delirium	5	Recess	4		
Doodle.....	6	Regent.....	4		
Dresden.....	4	Rendezvous	5		
Drive	6	Revive.....	5		
Dublin	4	Ripple	4		
Dynasty.....	6	Rise	3		
Ebb N Flow	5	Riva	4		
Eclat	4	Rustique.....	4		
Embark	3	Sanctuary	3		
Emu.....	4	Sarto	3		
Essential.....	4	Savile Row	6		
Flare.....	3	Scatter.....	6		
Flash	4	Scoria.....	6		
Flow	4	Scotia.....	4		
Flux	5	Sebago.....	4		
Gilded II	4	Serene	6		
Granite	5	Serpent	4		
Granular	4	Sirocco	4		
Grove	5	Skye	2		
Guardian.....	4	Soave.....	3		
Heritage.....	4	Solitaire.....	5		
Highlands	6	Speckle	4		
Hopscotch.....	6	Spectra.....	5		
Inception	3	Terra	5		
Interlock.....	6	Terrain	4		
Isle.....	4	Thalia	4		

Indiana Furniture strives to make as many upholsteries available as possible. However, it is not practical for us to test every offering on every chair as it is made available. If you have any concerns about our ability to upholster your selection on a particular frame please contact us and we will be glad to order a memo sample from this supplier for testing. Call Customer Service at 800.422.5727.

Effective 7/2024

For Concertex Samples Call 201.784.8370 or Visit www.concertexfabrics.com

Pattern Name	Price Grade	Pattern Name	Price Grade	Pattern Name	Price Grade	Pattern Name	Price Grade
Adler	4	Habitat	7	Pentimento	7	Tour	3
Alcazar	4	Handsome Plaid	8	Phenomena	6	Traveler	5
Alphabet	3	Hashtag	4	Picnic	7	Trim	7
Amwell	10	Hatchmark	7	Piezo	9	Trouvaille	7
Angle	7	Heather	6	Pika	4	Trove	4
Appleseed	5	Helsinki Crypton®	4	Pivot	5	Tweed Multi	4
Arne	4	Hem Stitch	5	Pixel	7	Tweedy Twill	3
Aspect	3	Hillside	6	Pixel Cloud	7	Ulster	3
Atria	6	Hint	5	Plaid	7	Ulster Upholstery	3
Barcelona Crypton®	4	Holmes	7	Plexus	8	Velvet Corduroy	7
Bark Cloth	5	Hyde	3	Plush Grid	6	Vero	5
Beguiled By The Wild	5	Imprint	7	Prime	3	Vertex	7
Big Dot	5	Ink	7	Queue	6	Vine	6
Big Texture	6	Interlude	6	Raia	6	W	5
Billiard Cloth	5	Interplay	6	Rainwater	6	Wanderer	4
Billiard Panel	4	Iota	3	Rein	3	Wend	4
Birdseye	3	Jumper	7	Reppweave	4	Whim	5
BitDrift	6	Keen	5	Rider	5	Wildflower	7
Bixby Macro	7	Kin	4	Rise	4	Wonder	7
Bloomer	7	Kindred	5	River Lea	6	Woolish	4
Boucle Houndstooth	5	Kith	4	Road Trip	6	Wrap	6
Boucle Melange	7	Lake Placid Crypton®	4	Rocket	3		
Brushed Flannel	3	Layer	5	Rome Crypton®	4		
Building Blocks	6	Leap	5	Rotary	7		
Burrard	8	Line Up	5	Roundel	7		
Burrard Ground Cloth	6	Line Variations	6	Sail	7		
Chamonix Crypton®	4	Linen Like	5	Salt Lake Crypton®	4		
Check	6	Linnen	5	Sapporo Crypton®	4		
Chenille Chevron	7	Little Dot	5	Senecal	2		
Chunky Tweed	6	London Crypton®	4	Sidetrack	4		
Circle Jacquard	8	Loop to Loop	7	Silicone Cheer	7		
Circulate	7	Lounge	4	Silicone Element	6		
Clerkenwell	10	Lumi	7	Silicone Glee	7		
Cloud Velvet	4	Luster	5	Silicone Lane	7		
Concentric	7	Mackintosh	4	Silicone Level	7		
Corded	7	Mateo	5	Silicone Nappa	6		
Cozy Texture	3	Measure	4	Silicone Range	7		
CrissCross	6	Melange	5	Silicone Reveal	7		
Crossweave	3	Metallo	4	Silicone Roundabout	7		
Crosswind	5	Metta	4	Silicone Skyline	7		
Cubitt	6	Mexico City Crypton®	4	Sketch	6		
Current	5	Microgrid	5	Social Dance	6		
Curve	5	Mirth	7	Sorano	3		
Dapple	7	Mohair Plus	10	Speckle Boucle	6		
Distressed Texture	6	Montreal Crypton®	4	Spin	5		
Double Weave	7	Moquette	10	Spree	6		
Everywhere Texture	5	Motley	5	Stamp	6		
Felt 2mm	8	Mountainous	8	Standard	7		
Five Cities	6	Myddleton	10	Starburst	7		
Flow	7	Nagano Crypton®	4	Stitch	5		
FOMO	5	Nest	6	Stockholm Crypton®	4		
Forestbound	5	Net	7	Sunburst	7		
Gale	5	Nook	4	Tack Cloth	7		
Gamut	3	Oslo Crypton®	4	Tangram	5		
Gather	3	Overtone	2	Terra	5		
Geometric II	8	Particle	7	The Thames	6		
Glamp	9	Pause	5	Tilt	7		
Glimmer	5	Pave	5	Tiny Boucle	5		
Grenoble Crypton®	4	Pennant	7	Tiny Herringbone	6		

Indiana Furniture strives to make as many upholsteries available as possible. However, it is not practical for us to test every offering on every chair as it is made available. If you have any concerns about our ability to upholster your selection on a particular frame please contact us and we will be glad to order a memo sample from this supplier for testing. Call Customer Service at 800.422.5727.

Pattern Name	Price Grade
Amaze (Panel)	1
Anchorage	2
Axiom (Panel)	2
Bailey (Panel)	2
Broadcast (Panel)	1
Cape Cod (Panel)	2
Chase (Panel)	1
Couture	2
Crosstown (Panel)	2
Dashing (Panel)	2
Dune (Panel)	1
Emerge	2
Essence (Panel)	1
Felt (Panel)	2
Framework (Panel)	1
Frolic	2
Input	1
Intermix (Panel)	2
Intuition	2
Jane	2
Lido (Panel)	2
Marin (Panel)	2
Metallation (Panel)	2
Moguls	2
Off the Grid (Panel)	1
Open House	2
Palette	2
Palette with Crypton	3
Palette with Crypton	3
Pebble	2
Phrase	2
Poseidon	3
Poseidon	3
Punch Card	2
Purpose (Panel)	2
Pursuit (Panel)	1
Quadrille	2
Reeds (Panel)	2
Reframe	2
Reframe	2
Revival	3
Rise	2
Rise	2
Shift	2
Spinel (Panel)	2
Sprite (Panel)	2
Stitch	2
Strata (Panel)	2
Studio 54 (Panel)	3
Synopsis	2
Tempest (Panel)	2
Theory (Panel)	1
Tidal	2
Tidal	2
To the Point	2
Tweed (Panel)	2
Whisper (Panel)	1

Indiana Furniture strives to make as many upholsteries available as possible. However, it is not practical for us to test every offering on every chair as it is made available. If you have any concerns about our ability to upholster your selection on a particular frame please contact us and we will be glad to order a memo sample from this supplier for testing. Call Customer Service at 800.422.5727.

Pattern Name	Price Grade	Pattern Name	Price Grade	Pattern Name	Price Grade	Pattern Name	Price Grade
Abacus	6	Double Agent	8	Mariner	6	Stepping Stones	8
Aegean	7	Earthwork	7	Marquee	8	Stripe It	9
Alignment	6	Eclat Weave	8	Melange	8	Stripemania	4
All Star	10	Entourage	7	Melody	4	Summit	5
Amore	10	Entwine	5	Menagerie	7	Sutton	5
Andissa	9	Essence	5	Meroe	7	Swank	9
Arezzo	10	Facet	3	Milestone	7	Swing	8
Argyle	5	Fancy Twill	8	Modern Tweed	8	Synth	5
Aswan	10	Ferry	5	Monarch	5	Tabloid	5
Atlas	7	Firefly	9	Nature Walk	7	Tara	9
Attire	5	Floressence	9	Night Life	8	Tempest	7
Aurora	7	Flower Power	6	Off the Grid	6	Texnet	7
Axiom	5	Forza	7	Oh La La	4	Tight Rope	6
Baxter	6	Gala II	6	On Point	5	Tilden	6
Belize	7	Gibson	10	Origins	7	Tinge	4
Bistro	5	Glider	8	Overture	4	Tivoli	9
Block Party	4	Grande	6	Palisade	5	Topos	4
Bocce	5	Grandview	7	Panache CR	8	Totem	8
Boundary	5	Greenwich	6	Paradigm	7	Tower Grid	6
Brigadoon	4	Groovy	5	Patchwork	6	Trophy	4
Buzz	6	Hastings	10	Pathway	5	Tryst	9
Cairo	7	Haze	9	Petal Pusher	5	Tudor	10
Calais Cotton Velvet	10	Helios	4	Placid	7	Tweed Frieze	10
Calypso	5	Highland	8	Plaid On	5	Ultrasuede®	9
Cameo	7	Holbrook	5	Ponder	3	Uni-Form	4
Catwalk	9	Homage	6	Prairie	4	Utmost II	6
Cavalier	8	Hourglass	4	Premier	6	Utopia	5
Century	9	Hudson	7	Prep	5	Utrillo	9
Chain Link	6	Ikat Stripe	7	Prestini	5	Vast	4
Chameleon	5	Imprint	7	Presto	4	Vatera	7
Chance	4	In Step	10	Prim	5	Venue	4
Charm	7	In Stitches	8	Puff	4	Versa	5
Chiseled	9	Infinite	3	Pullman	5	Vert	8
Chronicle	6	Instinct	5	Quark	8	Vibe II	5
Circa	8	Island	7	Radiance	6	Vice Versa	6
Circle Point	6	It's Complicated	7	Ransom	5	Vinyl	6
Classic Boucle	8	Jasmine	9	Rebel	7	Westwood	5
Cleo	7	Journey	5	Retreat	6	Whip	7
Close Knit	7	Juno	7	Rivers	7	Wild Thing	4
Code	6	Kabuki	7	Rivington	9	Wit	6
Color Collage	8	Kamani	9	Roundtrip	7	Woodland II	6
Color Field	5	Kampala	8	Rush Hour	5	Wow Factor	6
Common Ground	6	Katazome	8	Sahara ND	7	Yeni	5
Commuter Cloth	3	Kaya CR	6	Sashiko	6	Zari CR	8
Contour	4	Keaton	5	Sequin CR	7	Zen Wave	6
Cornaro	9	Kimono	8	Seurat	7	Zoom	8
Coterie	8	Kinabalu	9	Shadow Play	4		
Cozy Cord	3	Knoll Felt	6	Shima	8		
Cross Tech	3	Knoll Hopsack	5	Sideline	7		
Crossroad	4	Lagos	7	Sinclair	7		
Currents	6	Liberty	8	Smart	7		
Day Tripper	5	Little Devil	5	Soiree	5		
Delite	3	Looped In	8	Soliloquy	4		
Demure	8	Lore CR	7	Sonnet	4		
Diva	5	Ludlow	5	Soon	8		
Djenne	10	Magnolia	6	Spree	5		
Dottie	4	Mamba	10	Stacks	4		

Indiana Furniture strives to make as many upholsteries available as possible. However, it is not practical for us to test every offering on every chair as it is made available. If you have any concerns about our ability to upholster your selection on a particular frame please contact us and we will be glad to order a memo sample from this supplier for testing. Call Customer Service at 800.422.5727.

Pattern Name	Price Grade	Pattern Name	Price Grade
Aaren.....	10	Rumor.....	7
Alle.....	7	Sabi.....	7
Apparel.....	9	Savanna.....	7
Ara.....	7	Sisu.....	9
Arda.....	8	Sonar 3.....	10
Atlas.....	6	Sone.....	6
Atom.....	9	Sport.....	4
Atrium Outdoor.....	6	Sprinkles.....	8
Autumn.....	3	Steelcut 3.....	6
Balder 3.....	8	Steelcut Beat.....	5
Basel.....	5	Steelcut Quartet.....	7
Broken Twill Weave.....	6	Steelcut Trio 3.....	6
Canvas 2.....	5	Still.....	6
Clara 2.....	5	Sunniva 3.....	7
Coda 2.....	8	Suunta.....	6
Colline 2.....	7	Technicolor Fleck.....	7
Divina 3.....	6	Tero Outdoor.....	6
Divina MD.....	6	Tonica 2.....	6
Divina Melange 3.....	6	Tonus 4.....	6
Drop.....	8	Triangle.....	9
Encircle.....	6	Twill Weave.....	6
Field 2.....	6	Uniform Melange.....	8
Fiord 2.....	7	Vanir.....	9
Floyd.....	6	Vidar 4.....	9
Floyd Screen.....	5		
Foss.....	7		
Fuse.....	10		
Gentle 2.....	10		
Haku.....	5		
Hallingdal 65.....	7		
Harald 3.....	7		
Helia.....	10		
Hero 2.....	5		
Hero Heather.....	5		
Husk.....	8		
Jaali.....	7		
Letters.....	10		
Maple.....	6		
Melange Nap.....	6		
Memory 2.....	7		
Mizmaze.....	7		
Molly 2.....	6		
Mosaic 2.....	9		
Naveli.....	6		
Patio Outdoor.....	6		
Phlox.....	7		
Planum.....	7		
Plecto.....	8		
Raas.....	7		
Razzle Dazzle.....	8		
Re-wool.....	6		
Recheck.....	6		
Reflect.....	4		
Reflect Screen.....	5		
Reflex.....	10		
Remix 3.....	5		
Remix Screen.....	7		
Revive 1.....	6		

Indiana Furniture strives to make as many upholsteries available as possible. However, it is not practical for us to test every offering on every chair as it is made available. If you have any concerns about our ability to upholster your selection on a particular frame please contact us and we will be glad to order a memo sample from this supplier for testing. Call Customer Service at 800.422.5727.

Effective 7/2024

For Kvadrat Textiles Samples Call 800.620.9309 or Visit www.kvadrat.dk/en

Pattern Name	Price Grade	Pattern Name	Price Grade	Pattern Name	Price Grade	Pattern Name	Price Grade
Amulet	9	Fathom.....	5	Micro.....	5	Spare	9
Anagram.....	7	Feature.....	6	Mikado.....	10	Spindle	9
Analog.....	7	Felix	7	Minicheck	10	Spiral (Panel).....	4
Apex.....	6	Festoon.....	7	Mister.....	7	Stature.....	5
Apt	7	Firma	7	Mode.....	4	Structure.....	4
Arcade.....	8	Flex.....	7	Monsoon.....	8	Strum.....	6
Aria.....	9	Flint	7	Multiply	5	Study	8
Article.....	4	Flock (Panel).....	5	Murmur	4	Sudden.....	7
Beck.....	6	Fluent Crypton.....	7	Muse.....	3	Sundry.....	8
Beryl.....	6	Fluted Silk	10	Names	10	Swathe	8
Bind.....	8	Fold	7	Nico.....	5	Switch.....	6
Bluff	5	Fore.....	9	Nimble.....	6	Taper.....	8
Bond	6	Frequency	6	Note	5	Taut Linen.....	10
Boundary.....	6	Fruit.....	9	Offset.....	8	Tempera.....	7
Bright Angle.....	8	Gale	7	Optik.....	10	Tempo	5
Bright Cube	8	Gemma	7	Overlapping Stripe.....	10	Terra.....	9
Bright Grid.....	8	Gemma Multi.....	7	Pallet.....	4	Tessera	6
Brim	7	Geometri.....	10	Parallel (Panel)	5	Transmit (Panel).....	3
Brindle.....	5	Gild.....	6	Parched Silk	10	Tress.....	10
Brio.....	6	Ginkgo.....	6	Pare	6	Trestle.....	7
Buffer.....	6	Glaze.....	10	Parquet	7	Trigon	6
Campana	7	Glen.....	4	Passage.....	7	Trundle	5
Canopy.....	5	Grove	7	Pepitas	8	Turret	5
Caper.....	5	Gust.....	6	Pepper.....	5	Twist.....	8
Chalet	7	Hewn.....	8	Perspective	10	Unisol.....	10
Chasm	6	Hive	5	Petra	7	Valley	5
Checker.....	10	Houndstooth	9	Pitch	9	Valor.....	9
Checker Split.....	10	Idle	9	Platform.....	4	Veer.....	5
Chime	5	Instill	5	Point	10	Veld	8
Circles.....	9	Isa	7	Prompt	5	Washi.....	9
Circles.....	10	Keen.....	5	Province.....	7	Wend	6
Clamber	5	Lariat.....	4	Quatrefoil	10	Wide Corduroy	10
Coin.....	5	League	4	Quay	5	Willow	5
Compound.....	6	Lean	5	Quell.....	10	Wool Check	10
Concord Stripe.....	9	Ledger.....	5	Rail	7		
Conduit	5	Lens.....	6	Range	8		
Confetti.....	9	Levity.....	6	Ratio	10		
Cosset.....	6	Lift	7	Reef.....	9		
Cove	9	Limn.....	8	Regatta	7		
Cumulus.....	4	Linden	6	Relay	8		
Cursive	7	Loop.....	5	Ribbed Weave	7		
Cycle	5	Luce	7	Rill.....	5		
Darning Sampler	8	Lumen (Panel)	4	Roman.....	8		
Darning Sampler Large.....	8	Lunar.....	5	Route	6		
Distill.....	5	Manner	4	Runner.....	7		
Dot Pattern	9	Mantle.....	5	Scape.....	7		
Dots.....	9	Mechanism	8	Scuba.....	5		
Double Triangles	10	Medium	4	Scute.....	6		
Drape.....	7	Mela.....	10	Scuttle.....	6		
Eave	5	Melange Tweed	10	Sendal	6		
Ellipsis	6	Meld	4	Serried	7		
Elm	4	Merit.....	4	Shadow	6		
Emit.....	5	Mesh.....	8	Shake.....	8		
Enmesh.....	6	Messenger.....	4	Shift.....	8		
Entwine.....	8	Metaphor	3	Sift	9		
Equate.....	6	Metered Stripe	9	Silk Canvas.....	9		
Etch.....	9	Method.....	3	Site	5		
Exaggerated Plaid	10	Metric.....	4	Small Dot Pattern	9		
Facets.....	10	Mexidot	7	Sort	5		

Indiana Furniture strives to make as many upholsteries available as possible. However, it is not practical for us to test every offering on every chair as it is made available. If you have any concerns about our ability to upholster your selection on a particular frame please contact us and we will be glad to order a memo sample from this supplier for testing. Call Customer Service at 800.422.5727.

<u>Pattern Name</u>	<u>Price Grade</u>	<u>Pattern Name</u>	<u>Price Grade</u>	<u>Pattern Name</u>	<u>Price Grade</u>	<u>Pattern Name</u>	<u>Price Grade</u>
Abbey.....	3	Etch.....	2	Maverick.....	2	Splendor.....	4
Acuco.....	6	Fanfare.....	5	Metal Strips.....	5	Spokes.....	5
Adler.....	1	Fedora.....	2	Midway.....	2	Static.....	5
Align.....	2	Fiji.....	2	Milagro.....	6	Strata (Panel).....	2
All Seasons.....	2	Fitz.....	4	Milano.....	3	Sula.....	6
Amalfi.....	5	Flair (Panel).....	2	Mimic (Panel).....	2	Sydney.....	2
Ankara.....	4	Flora.....	5	Mingle.....	3	Tango.....	2
Antique.....	3	Florentino.....	2	Mira.....	2	Theory 10.....	2
Apollo Silicone.....	6	Form.....	4	Mode.....	3	Truss.....	4
Arc.....	4	Forte.....	1	Molecule.....	5	Tulum.....	5
Arcade.....	4	Foundation 10.....	2	Moonscape.....	2	Utopia.....	3
Balance.....	3	Fractal.....	5	Multi Crepe (Panel).....	2	Variant 10.....	2
Bali.....	2	Fresco (Panel).....	2	Neo.....	3	Vector.....	5
Basic (Panel).....	1	Function.....	3	Nexus (Panel).....	2	Venetian.....	8
Beaux.....	3	Furrow (Panel).....	1	Niche.....	4	Verona.....	3
Belize.....	5	Gala.....	4	Nirvana.....	5	Vertex.....	5
Belmont.....	5	Galveston.....	3	Noble.....	2	Villa.....	5
Blueprint (Panel).....	1	Gatsby.....	3	Nomad.....	4	Vintage Mohair.....	10
Boro.....	5	Gem.....	2	Nylon-Stat.....	5	Vinyl Stat - Esd.....	4
Botany.....	5	Graph (Panel).....	1	Odessa.....	4	Volante'.....	8
Boteh.....	6	Gravity.....	4	Omega.....	3	Voyager.....	4
Caressa.....	3	Gridline (Panel).....	2	Optic 10.....	2	Webster.....	5
Carousel.....	5	Haarlem.....	6	Outback.....	2	Whirligig.....	6
Caspian.....	3	Harper.....	5	Palermo.....	4	Whirlwind (Panel).....	2
Catwalk.....	4	Havana.....	2	Paradox.....	5	Wilson.....	5
Centric.....	4	Haven.....	3	Paragon (Panel).....	2	Wool Boucle.....	7
Channel.....	3	Hexagon.....	3	Patio.....	2	Xanadu.....	5
Chaps.....	3	Huipil.....	5	Pebble Beach (Panel).....	2	Zen.....	5
Chequers.....	4	Icon.....	3	Plaza.....	4	Zip.....	2
Cipher (Panel).....	1	Imprint.....	2	Polygon.....	3		
Cirque.....	3	Infinity.....	5	Porter.....	2		
Code (Panel).....	1	Interlace.....	3	Prism 10.....	2		
Collage.....	6	Interlude (Panel).....	2	Prospect.....	3		
Comalapa.....	6	Jekyll & Hyde.....	3	Puno.....	5		
Connect.....	4	Jive.....	2	Quattro.....	2		
Continuum 10.....	2	Kantha.....	5	Ranchero.....	1		
Copa (Panel).....	2	Kensington.....	3	Reflector.....	5		
Cosmopolitan.....	3	Key Largo.....	2	Refuge.....	5		
Crazy Quilt.....	5	Kinsey.....	2	Relativity.....	5		
Cross Check.....	2	Labyrinth.....	6	Retro.....	6		
Curator.....	4	Lachlan.....	4	Riviera.....	5		
Darning.....	6	Lancaster.....	2	Rio.....	3		
Delano.....	2	Landscape.....	4	Rumba.....	1		
Delmar.....	2	Lavish.....	3	Samba.....	2		
Denali.....	5	Legacy.....	3	Sanctuary.....	2		
Discovery.....	4	Leoni.....	5	Saori.....	5		
Divert (Panel).....	2	Links.....	3	Score.....	4		
Durango.....	2	Longhorn.....	4	Scout.....	3		
Duraweave 10.....	1	Loop.....	3	Seville.....	2		
Echo.....	3	Luminary (Panel).....	2	Shift.....	4		
Editor.....	4	Lyric.....	2	Signs.....	6		
Elevation.....	4	Malibu.....	3	Silverweave.....	3		
Empire Silicone.....	6	Mandala.....	6	Sketch.....	3		
Engrave.....	2	Marathon.....	1	Soleil.....	5		
Ephesus.....	5	Marmara.....	4	Sonnet.....	3		
Equal (Panel).....	2	Matka.....	3	Spacer Mesh.....	2		
Essence.....	3	Matter.....	4	Spartan.....	2		

Indiana Furniture strives to make as many upholsteries available as possible. However, it is not practical for us to test every offering on every chair as it is made available. If you have any concerns about our ability to upholster your selection on a particular frame please contact us and we will be glad to order a memo sample from this supplier for testing. Call Customer Service at 800.422.5727.

Effective 7/2024

For Mayer Samples Call 800.428.4415 or Visit www.mayerfabrics.com

Pattern Name	Price Grade	Pattern Name	Price Grade	Pattern Name	Price Grade	Pattern Name	Price Grade
3D Grid.....	8	Clip 544	8	Float.....	3	Lark	4
Ace.....	3	Coda.....	5	Flock.....	3	Lasanna CV.....	4
Acoustic.....	7	Coffee Berry II 480.....	5	Flux.....	7	Lasso CV.....	5
Acrobat.....	5	Collect.....	5	Focal.....	2	Lateral.....	5
Agora II.....	4	Color Works 543.....	8	Fold.....	7	Layers 408.....	8
Aldo.....	8	Colorwheel.....	6	Folklore 455.....	9	Leafdot CV.....	5
Alhambra 401.....	7	Confetti 450.....	7	Follow CV.....	5	Ledge.....	4
Allover 372.....	7	Cotton CV.....	5	Foray.....	5	Lella.....	5
Almanac.....	7	Cover Cloth.....	2	Foundation.....	5	Leno.....	6
Amenity II.....	6	Cozy 456.....	7	Fragments 540.....	7	Lens.....	3
Amuse.....	4	Crespo.....	1	Free.....	3	Level.....	6
Anthology CV.....	4	Croquet.....	5	Frida CV.....	5	Light 522.....	7
Anywhere 371.....	7	Crossing Colors.....	8	Fuse.....	3	Lina.....	7
Aquavit 536.....	7	Crossing Lines 407.....	7	Glassworks.....	5	Linen CV.....	4
Archer.....	6	Crosswise.....	4	Glide.....	5	Lines ON Stripes 490.....	7
Archipelago 537.....	8	Cube.....	6	Glint (Panel).....	2	Lineup.....	3
Artisanal Epu.....	4	Culture.....	5	Gradient 492.....	7	Linguine II 484.....	5
Ascend.....	5	Current.....	3	Graph.....	1	Lore.....	6
Audubon.....	7	Curtain Call (Panel).....	2	Grid.....	2	Mandala.....	5
Bandwidth II.....	6	Cutout.....	6	Groove Epu.....	4	Mapping Ideas.....	8
Bangle.....	2	Cycle.....	4	Guideline.....	6	Marathon 460.....	7
Banter.....	7	Dart.....	3	Guild.....	1	Marathon C-Zero.....	2
Beachcomber II 482.....	5	Dash.....	4	Guru.....	3	Meander (Panel).....	2
Beeline Epu.....	4	Decode.....	2	Habit.....	3	Measure 436.....	7
Beep.....	3	Deka.....	3	Hacienda II 481.....	6	Mello.....	3
Beta.....	3	Delano.....	7	Halo.....	6	Mezzanine.....	5
Bloko.....	7	Destinations 315.....	8	Hearsay.....	7	Mezzotint 545.....	7
Blurred Plaid 527.....	7	Dexter Epu.....	3	Highline.....	6	Mikro.....	6
Bobby.....	3	Docket.....	7	Hitch.....	5	Millennium C-Zero.....	2
Boheme.....	5	Domain.....	5	Hobnob.....	3	Mix 477.....	8
Bold Plaid 530.....	8	Domani 357.....	8	Honeycomb 521.....	7	Mixer Epu.....	4
Boom II.....	4	Dome CV.....	3	Hop.....	5	Mixology CV.....	3
Borders.....	6	Drawing Lines.....	7	Hue.....	3	Modern Plaid 546.....	7
Boxcar.....	5	Drift.....	6	Hyde CV.....	3	Mogul Epu.....	4
Bravo II.....	3	Ebb.....	7	Icon 494.....	7	Mossy 474.....	7
Breeze 423.....	5	Edison.....	7	Illumina.....	9	Nestle.....	1
Brink.....	6	Ego.....	1	Improv CV.....	3	Nifty.....	4
Brisk.....	6	Encore (Panel).....	2	Infinity C-Zero.....	2	Nimble.....	7
Build.....	5	Endurance Epu.....	2	Infusion.....	6	Northern Lights 470.....	8
Cairns.....	7	Eon Epu.....	4	Insight.....	2	Note CV.....	3
Calypso II 483.....	5	Epic.....	3	Interim.....	7	Nubble.....	5
Camber.....	7	Essay.....	6	Iota.....	6	Oath.....	5
Cameo (Panel).....	2	Etude.....	7	Jackpot CV.....	5	Obi Stripe 444.....	8
Canter Epu.....	2	Eureka 389.....	6	Jitney.....	5	Odyssey C-Zero.....	2
Caravan.....	4	Everywhere Epu 495.....	5	Jot.....	3	Ona.....	9
Carlo.....	8	Evo CV.....	3	Journal.....	7	Origin.....	1
Carson CV.....	1	Explore.....	6	Just Add Plaid 501.....	8	Otto.....	3
Cashmere II.....	4	Expo.....	2	Kayak.....	5	Ovals 542.....	7
Central.....	5	Expression.....	5	Keeper CV.....	4	Overpass.....	5
Centric.....	6	Faux Felt.....	3	Keynote.....	4	Overshot 475.....	9
Chameleon 520.....	7	Faux MO.....	5	Kindred.....	6	Pact (Panel).....	2
Channel.....	5	Felt.....	7	Kinect (Panel).....	2	Painting Strokes.....	7
Chant.....	6	Felt Melange.....	7	Kinney.....	3	Palazzo 360.....	8
Chime CV.....	5	Feltro.....	3	Kit.....	4	Palette 476.....	9
Chipper.....	7	Fern II 486.....	5	Knack.....	3	Panorama.....	7
Chromatic.....	6	Fidget CV.....	5	Lana.....	9	Pantheon.....	6
Civil.....	6	Fletcher.....	5	Landmark 503.....	7	Parable.....	6
Clang.....	3	Flicker 500.....	8	Landscape 472.....	8	Parachute.....	5
Climb.....	6	Fling 497.....	5	Lapland 531.....	9	Paradiso.....	8

Indiana Furniture strives to make as many upholsteries available as possible. However, it is not practical for us to test every offering on every chair as it is made available. If you have any concerns about our ability to upholster your selection on a particular frame please contact us and we will be glad to order a memo sample from this supplier for testing. Call Customer Service at 800.422.5727.

Pattern Name	Price Grade	Pattern Name	Price Grade	Pattern Name	Price Grade
Parenthesis	1	Silica Chopsticks	4	Syntax	3
Pax	6	Silica Compass.....	6	Tack.....	3
Perk.....	2	Silica Cusp.....	6	Tactic	7
Photon.....	7	Silica Deflect.....	6	Tag.....	4
Phrase.....	6	Silica Effloresce	6	Tanner.....	3
Pierre	8	Silica Etc.....	6	Tech Weave	10
Ping.....	2	Silica Etch.....	5	Tenor (Panel).....	2
Pip	4	Silica Excursion.....	6	Terrace 493.....	8
Piper	4	Silica Fiona.....	6	Tesla.....	6
Pique.....	2	Silica Flick	6	Thick And Thin 547	7
Pixelate	4	Silica Fresco.....	6	Tilt.....	5
Places Spaces Faces	7	Silica Fritz.....	6	Tivoli 534	7
Plan	4	Silica Gidget	6	Toggle.....	3
Platform.....	5	Silica Hiatus	6	Tradewinds CV.....	5
Plaza 502.....	8	Silica Hoop.....	6	Tradition C-Zero	2
Plus.....	7	Silica Jig.....	6	Trefoil.....	5
Pod.....	8	Silica Kip.....	6	Triangles 491.....	8
Poetic CV.....	3	Silica Leather.....	5	Tribeca CV.....	3
Point	2	Silica Likely	6	Trilogy	5
Prato	9	Silica Motive	4	Trivia	6
Printwork Epu	4	Silica Reach	6	Turkish Delight 434	4
Propel.....	6	Silica Roam	6	Tweedy 548.....	7
Proverb (Panel)	2	Silica Scout	6	Twill Epu	4
Proximity	7	Silica Spoke	6	Universe (Panel).....	2
Pursue	5	Silica Strata.....	6	Vanguard CV	4
Quince.....	7	Silica Stride	6	Vanish.....	5
Raft	6	Silica Suede	5	Velocity	4
Rattan.....	9	Silica Tao.....	6	Via	3
Rein II.....	4	Silica Tech	5	Villa II 487	5
Revolve	7	Silica Thatch.....	6	Vox	3
Ribbons 421	5	Silica Today Here Now.....	6	Wander	4
Ring.....	6	Silica Triad.....	6	Waver	5
Ringer CV	5	Silica Waltz	6	Weaving Palettes.....	7
Rise	3	Silica Wifi.....	6	Well Well Well.....	8
Rivet.....	2	Silk Struktur.....	8	Whim	6
Roster	7	Site Line.....	7	Whisp	5
Row	4	Sketching Air.....	7	Whit Epu.....	4
Rubato.....	5	Skip	3	Why Why Why	7
Rush Hour	7	Slice.....	3	Widget	2
Sail.....	5	Small Talk	6	Wish 485	5
Sandy Shores 312.....	6	Smart Soft.....	4	Witzel CV	4
Santa FE Sun 290	8	Solace.....	4	Wool Boucle 512.....	10
Sanya CV	4	Solar Canvas 287.....	5	Wool Multi 513.....	9
Scatter.....	1	Solitaire	4	Wool Structure 511.....	9
Score.....	5	Speakeasy CV	4	Wool Weave 510.....	9
Scrabble.....	2	Sport.....	4	Yarnplay CV	5
Script (Panel).....	2	Sprinter 464	7	Zipped.....	6
Seacoast 538.....	7	Spunk CV.....	4		
Sensory CV	3	Staircase 541.....	7		
Shuttle.....	5	Starboard	5		
Sidestep.....	6	Story	6		
Silica.....	5	Stroll	3		
Silica Andy	6	Strum.....	5		
Silica Arc.....	6	Strut	4		
Silica Bauble.....	6	Subdivide	6		
Silica Blend	5	Sunbeam 523	7		
Silica Bracket.....	6	Sunny.....	5		
Silica Bubbler.....	6	Sweater 533.....	7		
Silica Checker.....	6	Swim.....	2		

Indiana Furniture strives to make as many upholsteries available as possible. However, it is not practical for us to test every offering on every chair as it is made available. If you have any concerns about our ability to upholster your selection on a particular frame please contact us and we will be glad to order a memo sample from this supplier for testing. Call Customer Service at 800.422.5727.



PALLAS

PALLAS TEXTILES GRADING

<u>Pattern Name</u>	<u>Price Grade</u>	<u>Pattern Name</u>	<u>Price Grade</u>	<u>Pattern Name</u>	<u>Price Grade</u>
Adele.....	5	Icon.....	3	Sonnet.....	6
Alea.....	5	Infinite Helix.....	5	Spot On.....	4
Allure.....	6	Iota.....	4	Stipple.....	5
Allusion.....	5	Jet Set.....	6	Stippling.....	5
Amari.....	5	Juggernaut.....	5	Stitch.....	5
Ample.....	5	Kwaart.....	5	Suji Stripe.....	5
Aphrodite.....	4	Lattice.....	6	Surface.....	5
Arc.....	6	Le Fleur.....	5	Sway.....	5
Arch.....	5	Line.....	4	Taboo.....	5
Arjuna.....	3	Lore.....	3	Tech.....	4
Asha.....	5	Louver.....	5	Terra.....	4
Asymmetric.....	5	Lull.....	5	Tessellation.....	4
Athalie.....	5	Lumiere.....	3	Threads.....	5
Awe.....	5	Lyric.....	5	Tilt.....	5
Axis.....	5	Magique.....	5	Translation.....	5
Basket.....	5	Marbles.....	5	Trapunto.....	6
Bedford.....	5	Marrakesh Express.....	4	Trek.....	5
Bend.....	5	Melody Maker.....	5	Trellis.....	5
Bonnaroo.....	5	Merge.....	4	Tulips.....	5
Brio.....	6	Mesh.....	5	Twine.....	4
Brogue.....	5	Metaphor.....	5	Unraveled.....	5
Burnish.....	5	Mix.....	5	Unspun.....	6
Chic.....	6	Mod.....	5	Urbanized.....	3
Chitra.....	5	Mode.....	5	Utopia.....	5
Coco.....	5	Modern Blaze.....	5	Veer.....	5
Composition.....	5	Mosaic.....	4	Verse.....	4
Construct.....	5	Mystere.....	5	Vertices.....	5
Craft.....	3	Nap.....	3	Vespa.....	4
Curio.....	5	Nappa.....	5	Vignette.....	5
Cybele.....	5	Neo.....	6	Wander.....	3
Decked Out.....	5	Night Cap.....	5	West Bengal.....	4
Deeply Rooted.....	6	Nomad.....	5		
Deflect.....	5	On The Fringe.....	6		
Deflection.....	4	Ooh La Lana.....	5		
Déjà Vu.....	4	Origin.....	3		
Demeter.....	6	Panache.....	3		
Demi.....	6	Patagonia.....	5		
Drift.....	5	Patina.....	4		
Edge.....	5	Perception.....	5		
Essence.....	5	Petals.....	4		
Etch.....	5	Phenomena.....	5		
Ethos.....	5	Pinch Pleat.....	5		
Flow.....	5	Pivot.....	5		
Flux.....	5	Plush.....	5		
Fracture.....	5	Polka Dotty.....	5		
Fresh.....	3	Popcorn.....	4		
Frieze.....	4	Promenade.....	5		
Fuse.....	6	Prose.....	6		
Gather.....	4	Purl.....	5		
Gene Pool.....	5	Reflection.....	4		
Glam.....	5	Reverie.....	3		
Glitz.....	4	Rogue.....	4		
Graph.....	4	Round.....	5		
Grille.....	5	Rove.....	5		
Groove.....	6	Sandstone.....	4		
Halftone.....	5	Selvedge.....	5		
Harmony.....	5	Shear.....	5		
Haven.....	6	Shift.....	6		
Holy Cow.....	5	Simile.....	3		
Holy Cow Too.....	5	Sisal.....	4		

Indiana Furniture strives to make as many upholsteries available as possible. However, it is not practical for us to test every offering on every chair as it is made available. If you have any concerns about our ability to upholster your selection on a particular frame please contact us and we will be glad to order a memo sample from this supplier for testing. Call Customer Service at 800.422.5727.

Effective 7/2024

For Pallas Textiles Samples Call 800.472.5527 or Visit www.pallastextiles.com

Pattern Name	Price Grade	Pattern Name	Price Grade	Pattern Name	Price Grade	Pattern Name	Price Grade
Abstract	6	Citadel 2.0	3	Grand Sierra 2.0	3	Metropolis	9
Ace	3	Cityscape	5	Graph	4	Mica 2.0	3
Acrobat	6	Clean Slate 2.0	3	Gravity	4	Mixed Media	3
Adagio	4	Collage	7	Grille 2.0	3	Moby	2
Aerie (Panel)	2	Collins (Panel)	2	Handwork	5	Moccasin 2.0	3
Aero	2	Color Block	6	Happy Tappy	6	Mod	6
Affinity 2.0	5	Colorguard 2.0	2	Harrison - MB	4	Modena 2.0	5
Alamo	2	Concourse	6	Hashtag	5	Modernist	7
Alfresco	5	Connect 2.0	3	Hexie	6	Monhegan	5
Alignment	6	Continuum	4	Hi-Fi	3	Montage	4
Ally (Panel)	2	Core 2.0	2	Highlands	3	Montana 2.0	3
Amplify	2	Corium	5	Hive	3	Myth	6
Aperture (Panel)	2	Criss Cross 2.0	3	Honeycomb Shag	3	Natural World 2.0	5
Apprentice	2	Current	6	Hopsack	3	Naugasoft	3
Arbor	3	Cush	2	Hush	5	Network	5
Archer	3	Cycle	5	Imprint (Panel)	2	New Hempstead	3
Ardent	3	Dapple (Panel)	2	Infinity Plush	6	Night Life	5
Arioso	5	Dart	3	Inked	6	Nikko (Panel)	2
Armature	6	Detail	2	Intermix (Panel)	2	Nishiki 2.0	3
Array (Panel)	2	Didi	5	Intersect	6	Nubbly	5
Artisan	2	District	5	Ishi	6	Obscura	4
Attache'	3	Divvy	7	Jambi Stripe Too!	5	Odeon	6
Avant	3	Drift	5	Jillian	2	Offset	6
Backdrop (Panel)	2	Duet	5	Juxy 2.0	5	Olivia	2
Bandwidth	6	Dynamic	6	Kalahari	5	Olympus 2.0	5
Banyan	3	Eddy	7	Kennebunk	6	Orbit 2.0	3
Bari 2.0	5	Effervescence 2.0	6	Kid	5	Origami	6
Batik	6	Eli 2.0	4	Kilkenny Tweed 2.0	3	Orvilla	6
Baxter	3	English Pub	3	Kinetic	5	Outlander	3
Bespoke	4	Entrada	2	Kingsman	4	Overlay	4
Bijou	5	Equator	6	Kusari 2.0	3	Oxford 2.0	3
Binary (Panel)	3	Essential	2	La Scalina	6	Pacificafica	6
Blink Ombre	4	Etch	6	Lara	2	Paradox	6
Blip	2	Euclid	2	Laredo	3	Patriot Plus II 2.0	3
Bliss	6	Excursion	1	Lateral	2	Pebble Trail	5
Bloom	7	Faux Bois	6	Latitude	1	Perimeter	4
Bond	5	Feature	7	Lattice	2	Perspective 2.0	5
Boomerang	6	Fenestra Too!	6	Lava 2.0	6	Petal Dots	6
Borderline	5	Fiberdrill	5	Level 2.0	3	Pinball	5
Boucle Two Way	4	Fiddlesticks	7	Lexie	6	Ping Pong	5
Box Chain	2	Fidget	5	Linea (Panel)	3	Plaid-itude	5
Breton	5	Figment	5	Live Wire	5	Pod	5
Brilliant	3	Finley	4	Loophole 2.0	3	Polka	3
Brixton	6	Fizz 2.0	4	Lorelai - MB	4	Polygon	5
Broadband	6	Flanders	3	Lulu (Panel)	2	Posh	4
Brushwork	5	Flare	7	Lunaria	5	Power Grid	5
Bubblerake 2.0	6	Flex	2	Luster	5	Premier	4
Burkshire	3	Focus (Panel)	2	Luther II (Panel)	2	Prime (Panel)	2
Calibration	5	Formation	6	Mandala	5	Printemps	5
Cannon Beach	7	Fractal	5	Mantra	6	Prisma	4
Cassidy 2.0	3	Frequency 2.0	4	Marquetry	5	Prodigy	7
Catalina	5	Fuse 2.0	2	Martini 2.0	5	Profile	2
Ceremony	5	Gabby	2	Mason (Panel)	2	Promenade 2.0	4
Channel 2.0	3	Galileo 2.0	5	Matrix	3	Queue	5
Chaos	7	Genesis (Panel)	2	Maze	6	Raffia 2.0	4
Charlotte	3	GeoMet	3	Median	5	Rain Pool	6
Chroma (Color Porcini Only)	4	Gesture	7	Menagerie	7	Rally	3
Cinema	5	Glimpse	5	Mesa	8	Raya	5
Cirque 2.0	4	Graffiti	6	Meteor	5	Retrograde	3

Stinson continues on next page.

Indiana Furniture strives to make as many upholsteries available as possible. However, it is not practical for us to test every offering on every chair as it is made available. If you have any concerns about our ability to upholster your selection on a particular frame please contact us and we will be glad to order a memo sample from this supplier for testing. Call Customer Service at 800.422.5727.

Pattern Name	Price Grade	Pattern Name	Price Grade
Revolve 2.0	6	Stuff	8
Rhythm	7	Summit	5
Rialto	3	Sundance w/StaKleen™	5
Riddle	2	Surf (Panel)	2
Ripple 2.0	6	Swift (Panel)	2
Ritz	3	Swipe	5
River	6	Switchboard	4
Rivera	3	Swivel	6
Riverstone	3	Sylvan	6
Roadmap	4	Symphony Classic	3
Rogue II	3	Sync	6
Round Trip	5	System	4
Route	3	Tally (Panel)	3
Rubric	5	Tangram	4
Runway	3	Tender	8
Salinas	7	Tendril 2.0	3
San Simeon	7	Terra	6
Sarto	4	Tessuto 2.0	3
Satchel	3	Thrive	6
Scoprena	6	Tidbit	5
Scout 2.0	3	Tilt	3
Script 2.0	4	Tinker	5
Season	6	Torus	5
Sedona	8	Touch Base	4
Sensor	6	Touchstone	3
Sentiero	3	Tranquility	6
Sentry - HC 2.0	3	Traverse	7
Sequence	3	Trio	6
Serene	7	Truss	6
Shantung 2.0	3	Tuft	5
Shift	3	Turn	9
Shimmy	4	Tussah (Panel)	2
Shuffle	7	Twist	6
Sight Line (Panel)	2	Upgrade	5
Silicone-Avail	7	Valise	1
Silicone-Downtown	7	Vapor	6
Silicone-Uptown	7	Vector	3
Sirocco	5	Verge	6
Sleek 2.0	3	Volterra-HC	8
Sleeping Bear Dunes	5	Vortexia 2.0	6
Smoothie 2.0	3	Walk the Line 2.0	5
Soft Spot	3	Watercolor Grid	6
Solitaire	2	Waterwand 2.0	6
Spirit Millennium	3	Weft	2
Splice	7	Whirl	6
Spree (Panel)	2	Whisper 2.0	3
Sprint	2	Wicker 2.0	5
Square One	3	Winnly	4
Stage	4	Wish	8
Stallion	5	Wyatt	3
Staple	2	Ybor	4
Stat-Con	5	Zanzibar	7
Stellar	3	Ziggy 2.0	3
Stitch in Time	2		
Storyboard	7		
Strand	4		
Stratford	8		
Stride	3		
Studio	4		

Indiana Furniture strives to make as many upholsteries available as possible. However, it is not practical for us to test every offering on every chair as it is made available. If you have any concerns about our ability to upholster your selection on a particular frame please contact us and we will be glad to order a memo sample from this supplier for testing. Call Customer Service at 800.422.5727.

Effective 7/2024

For CF Stinson Samples Call 800.841.6279 or Visit www.cfstinson.com

CORTINA
LEATHERS

Pattern Name	Price Grade
Caprone	L1
Davenport	L1
Old English.....	L1

For Cortina Samples Call 800.356.1177 or Visit www.cortinaleathers.com

gh
GREEN
HIDES

Pattern Name	Price Grade
Fabian.....	L2
Lena.....	L1
Milana.....	L2
Ranch.....	L2
Pista.....	L2
Safari.....	L1
Sierra.....	L1
Vulcano.....	L1
Windsor.....	L1

For Green Hides Leather Samples Call 888.326.0122 or Visit www.greenhides.com

SPRADLING®

Pattern Name	Price Grade
Dolce.....	3
Genero.....	2
Maglia.....	2
Modena.....	1
Silvertex.....	2
Whisper.....	2

For Spradling Fabric Samples Call 800.333.0955 or Visit spradling.group/en-us

Ultrafabrics.

Pattern Name	Price Grade
Brisa Distressed.....	4
Fresco.....	6
Brisa Original.....	4
Impasto.....	2
Lino.....	2
Montage.....	2
Fusion.....	6
Fusion Shimmer.....	6
Ultraleather Original.....	4
Ultraleather Pearlized.....	6
Ultraleather Pro.....	6
Promessa.....	4
Reef.....	6
Tottori.....	4
Volar Bio.....	6
Eco Tech.....	6
Wired.....	6
Ultraleather Anti-Static.....	6

For Ultrafabric Samples Call 877.309.6648 or Visit www.ultrafabricsinc.com



Occasional Tables

SURFACE MATERIAL DIGITAL IMAGES & BROCHURE

The finishes represented on Indiana Furniture's Surface Material Finish Brochure were reproduced using the finest technology available. Samples of our finishes and laminates are available for order through our Collateral Store. Please verify your desired finish before ordering as such orders are not subject to return to Indiana Furniture.

Contact your local Indiana Furniture Sales Representative or our Customer Service team should you need assistance.

GLIDES

All tables ship with non-marring glides, some series offering leveling glides as standard. See pricing pages for each series for more information.

FINISH

Indiana Furniture standard occasional table finishes correspond to casegoods and conferencing finishes and laminates. Minor variations in finish color and value may occur due to the natural characteristics of wood. Consult this price list for specific finish availability within each series.

Special Finishes: Indiana Furniture is able to accommodate our customer's needs for specific finish matches. Please submit a 3"x5" sample panel to Customer Service for quotation and lead time.

An overview of our finishes and laminate options can be found on the inside of the back cover of this price list.

Arlington offers all the grace and embellishments associated with traditional styling with an added emphasis on value. Finely crafted in select solids with walnut and cherry veneers and high pressure laminate worksurfaces, Arlington ensures quality and expert craftsmanship with a selection of configurations for today’s functional workspaces.

CONSTRUCTION

- Veneers on exposed surfaces feature select grade, plain sliced American Black Walnut or Cherry veneers, carefully selected and matched to assure proper balance and consistency
- Veneer tops have a 5-ply balanced construction, 1¾” thick with solid hardwood rims with butt corners
- HPL tops have a 3-ply balanced construction, 1¾” thick, with solid hardwood rims with butt corners
- Grain direction runs left to right
- All units ship with heavy duty, adjustable leveling glides to ensure proper leveling and compensation for uneven floors
- Some Assembly Required

HOW TO ORDER EXAMPLE

Model No.	Description	Example
29-2124ET	Top Material Finish	W CO

VENEER (W) OPTIONS

Veneer features UVAdvantage, an ultra-violet finish, on all exposed surfaces by utilizing roll-coat UV technology. Apron rails and table legs use a multi-step, hand finished process with a catalyzed finish.

AW	Artisan Walnut	HW	Harvest Walnut
CO	Columbian Walnut	LW	Legacy Walnut
DC	Dark Cherry	MW	Mahogany Walnut
DFW	Dark Forest Walnut	PNW	Pinnacle Walnut
EW	Espresso	SCH	Select Cherry
GC	Golden Cherry	SKC	Shaker Cherry
HNW	Henna Walnut	WC	Williamsburg Cherry

HPL (P) TOP OPTIONS

WOODGRAIN

CO	Columbian Walnut	PNW	Pinnacle Walnut
EF	Espresso	SCH	Select Cherry
GC	Golden Cherry	SKC	Shaker Cherry
MW	Mahogany Walnut	WC	Williamsburg Cherry

TABLE EDGE PROFILE



Arlington

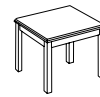
CERTIFICATIONS & COMPLIANCE

- Intertek Sustainability Certified
- BIFMA level® Certified
- BIFMA Compliant® Certified
- TSCA Title VI (CARB) Compliance
- Contributes to LEED®, Green Globes®, and WELL® Sustainable Programs

STATEMENT OF LINE



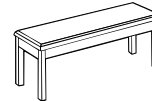
End Table:
29-2124ET
[\(See Details\)](#)



Lamp Table:
29-2424LT
[\(See Details\)](#)

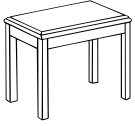


Square Magazine
Table:
29-3636MT
[\(See Details\)](#)



Magazine Table:
29-1847MT
[\(See Details\)](#)

Item	Model No.	W	D	H	Ship Wt	Cubic Ft	List Price	
END TABLE	29-2124ET	21	24	21½	25	2.0	P\$	1027
							W\$	1197



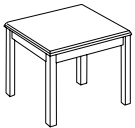
Must Specify (in this order):

- Model #
- Top Material
- Finish/Color

Description

- Available with Veneer (W) or HPL (P) Top, Must Specify
- Hardwood Legs
- Some Assembly Required

LAMP TABLE	29-2424LT	24	24	21½	25	2.0	P\$	1149
							W\$	1233



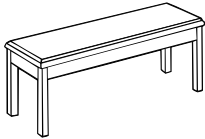
Must Specify (in this order):

- Model #
- Top Material
- Finish/Color

Description

- Available with Veneer (W) or HPL (P) Top, Must Specify
- Hardwood Legs
- Some Assembly Required

MAGAZINE TABLE	29-1847MT	47	18	16	47	3.4	P\$	1233
							W\$	1438



Must Specify (in this order):

- Model #
- Top Material
- Finish/Color
- Leg

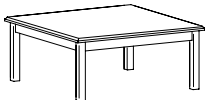
Description

- Available with Veneer (W) or HPL (P) Top, Must Specify
- Left to Right Grain Direction on Worksurface
- Hardwood Legs
- Some Assembly Required
- Optional 30" Legs; See Below

Desk Base Molding Options: Must Specify and Add

SH-36	Optional 30" H Legs	\$ 223
-------	---------------------	--------

SQUARE MAGAZINE TABLE	29-3636MT	36	36	16	60	5.5	P\$	1317
							W\$	1538



Must Specify (in this order):

- Model #
- Top Material
- Finish/Color

Description

- Available with Veneer (W) or HPL (P) Top, Must Specify
- Hardwood Legs
- Some Assembly Required



Wilmington/Arlington

P = HPL W = Veneer

For ordering options, [see overview at the beginning of this section.](#)

From lounge areas, to private office, to conference settings, the Bailey Collection can make a statement. Bailey tables are offered in square and rectangular cocktail tables, as well as end tables, in a wide range of veneers and laminates with two edge profiles.

CONSTRUCTION

- Bases for tables are manufactured using steel frames with a chrome finish
- The wood veneer tops are made of select grade sliced Black Walnut, Cherry, Maple, or composite veneers for maximum grain and color consistency
- Veneer tops are ¾" with 1mm veneer edge bands
- Laminate tops are ¾" with 1mm PVC edge bands; Designer White, Sugar Maple, and Williamsburg Cherry feature ABS edge bands
- Ships fully assembled

HOW TO ORDER EXAMPLE

Model No.	Description	Example
720-3030SQ	Finish	TK

TFL (T) AND HPL (P) LAMINATE OPTIONS

WOODGRAIN

AS	Asian Night	PNW	Pinnacle Walnut
BW	Beigewood	PTK	Portico Teak
CO	Columbian Walnut	RC	River Cherry
EF	Espresso	SCH	Select Cherry
FLW	Florence Walnut	SPW	Sepia Walnut
GC	Golden Cherry	SKC	Shaker Cherry
HVM	Harvest Maple	SBP	Smoky Brown Pear
MW	Mahogany Walnut	TK	Studio Teak
MNR	Midnight Run	SM	Sugar Maple
NTM	Natural Marrone	WTA	Weathered Ash
ORW	Oak Riftwood	WC	Williamsburg Cherry

SOLID

BL	Black	FHG	Fashion Grey
WH	Designer White	SG	Slate Grey

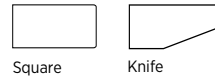
VENEER (W) OPTIONS AVAILABLE

Veneer tops feature UVAdvantage, an ultra-violet finish, on all exposed surfaces by utilizing roll-coat UV technology.

AW	Artisan Walnut	MW	Mahogany Walnut
AS	Asian Night	MAS	Mesa Sunset*
CO	Columbian Walnut	MTS	Metropolis Sky
DC	Dark Cherry	ORW	Oak Riftwood*
DFW	Dark Forest Walnut	PNW	Pinnacle Walnut
EW	Espresso	SCH	Select Cherry
FO	Fawn Oak*	SKC	Shaker Cherry
GC	Golden Cherry	SM	Sugar Maple
HW	Harvest Walnut	WTA	Weathered Ash*
HNW	Henna Walnut	WC	Williamsburg Cherry
LW	Legacy Walnut		

* Finish is Low Sheen

TABLE EDGE PROFILES



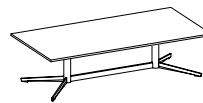
Square

Knife

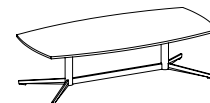
CERTIFICATIONS & COMPLIANCE

- Intertek Sustainability Certified
- BIFMA level® Certified
- BIFMA Compliant® Certified
- TSCA Title VI (CARB) Compliance
- Contributes to LEED®, Green Globes®, and WELL® Sustainable Programs

STATEMENT OF LINE



Rectangular
Cocktail Tables
([See Details](#))



Soft Rectangular
Cocktail Tables
([See Details](#))



Square
Cocktail Tables
([See Details](#))



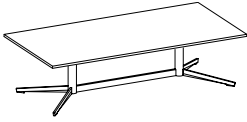
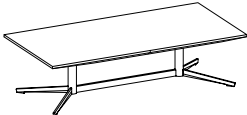
Soft Square
Cocktail Tables
([See Details](#))



Square
End Tables
([See Details](#))



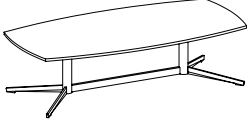
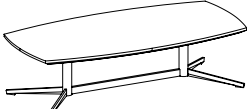
Soft Square
End Tables
([See Details](#))

Item	Model No.		W	D	H	Ship Wt	Cubic Ft	List Price		
RECTANGULAR COCKTAIL TABLE  	SQUARE EDGE									
	720-2550RT	TFL	25	50	14	34.9	3.2	T\$	1440	
	720-2550RTH	HPL	25	50	14	34.9	3.2	P\$	1691	
	719-2550RT	Veneer	25	50	14	34.9	3.2	W\$	2045	
	KNIFE EDGE									
	720-2550RTKH	HPL	25	50	14	34.9	3.2	P\$	2096	
719-2550RTK	Veneer	25	50	14	34.9	3.2	W\$	2195		

Must Specify (in this order):
Model #
Finish/Color

Description

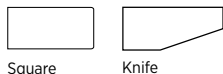
- Standard with: Chrome Base
- Table Ships Fully Assembled

Item	Model No.		W	D	H	Ship Wt	Cubic Ft	List Price		
SOFT RECTANGULAR COCKTAIL TABLE  	SQUARE EDGE									
	720-2550SRT	TFL	25	50	14	34.9	3.2	T\$	1440	
	720-2550SRTH	HPL	25	50	14	34.9	3.2	P\$	1691	
	719-2550SRT	Veneer	25	50	14	34.9	3.2	W\$	2045	
	KNIFE EDGE									
	720-2550SRTKH	HPL	25	50	14	34.9	3.2	P\$	2096	
719-2550SRTK	Veneer	25	50	14	34.9	3.2	W\$	2195		

Must Specify (in this order):
Model #
Finish/Color



Description

- Standard with: Chrome Base
- Table Ships Fully Assembled



T = TFL P = HPL W = Veneer

For ordering options, [see overview at the beginning of this section.](#)



Item	Model No.		W	D	H	Ship Wt	Cubic Ft	List Price		
SQUARE COCKTAIL TABLE  	SQUARE EDGE									
	720-3030SQ	TFL	30	30	14	29.7	2.80	T\$	893	
	720-3030SQH	HPL	30	30	14	29.7	2.80	P\$	1212	
	719-3030SQ	Veneer	30	30	14	29.7	2.80	W\$	1407	
	KNIFE EDGE									
	720-3030SQKH	HPL	30	30	14	29.7	2.80	P\$	1528	
719-3030SQK	Veneer	30	30	14	29.7	2.80	W\$	1530		

Must Specify (in this order):

Model #
Finish/Color

Description

- Standard with: Chrome Base
- Table Ships Fully Assembled

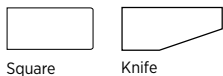
Item	Model No.		W	D	H	Ship Wt	Cubic Ft	List Price		
SOFT SQUARE COCKTAIL TABLE  	SQUARE EDGE									
	720-3030SSQ	TFL	30	30	14	29.7	2.80	T\$	893	
	720-3030SSQH	HPL	30	30	14	29.7	2.80	P\$	1212	
	719-3030SSQ	Veneer	30	30	14	29.7	2.80	W\$	1407	
	KNIFE EDGE									
	720-3030SSQKH	HPL	30	30	14	29.7	2.80	P\$	1528	
719-3030SSQK	Veneer	30	30	14	29.7	2.80	W\$	1530		

Must Specify (in this order):

Model #
Finish/Color


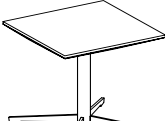
Description

- Standard with: Chrome Base
- Table Ships Fully Assembled



T = TFL P = HPL W = Veneer


For ordering options, [see overview at the beginning of this section.](#)

Item	Model No.		W	D	H	Ship Wt	Cubic Ft	List Price	
 	SQUARE END TABLE		SQUARE EDGE						
	720-2020ET	TFL	20	20	20	20	2.0	T\$	976
	720-2020ETH	HPL	20	20	20	20	2.0	P\$	1211
	719-2020ET	Veneer	20	20	20	20	2.0	W\$	1284
	KNIFE EDGE								
	720-2020ETKH	HPL	20	20	20	20	2.0	P\$	1349
719-2020ETK	Veneer	20	20	20	20	2.0	W\$	1411	

Description

- Standard with: Chrome Base
- Table Ships Fully Assembled

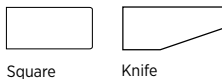
Must Specify (in this order):
Model #
Finish/Color

Item	Model No.		W	D	H	Ship Wt	Cubic Ft	List Price	
 	SOFT SQUARE END TABLE		SQUARE EDGE						
	720-2020SET	TFL	20	20	20	20	2.0	T\$	976
	720-2020SETH	HPL	20	20	20	20	2.0	P\$	1211
	719-2020SET	Veneer	20	20	20	20	2.0	W\$	1284
	KNIFE EDGE								
	720-2020SETKH	HPL	20	20	20	20	2.0	P\$	1349
719-2020SETK	Veneer	20	20	20	20	2.0	W\$	1411	

Description

- Standard with: Chrome Base
- Table Ships Fully Assembled

Must Specify (in this order):
Model #
Finish/Color



T = TFL P = HPL W = Veneer

For ordering options, [see overview at the beginning of this section.](#)

The Britta Collection showcases a Mid-Century Scandinavian aesthetic with an appealing contemporary feel. Available in two edge styles and a broad range of finishes to create an inviting space with warm and energetic sensibility. Pair Britta tables with the collection's guest, single lounge, and settee options, which all feature a wall-saver design, to create an entire setting.

CONSTRUCTION

- The wood veneer table tops are 1" thick and are made of select grade sliced Walnut, Cherry, or Maple veneers for maximum grain and color consistency
- The knife edge profile features a 5-ply balanced construction with a solid hardwood rim; the square edge profile features a 3-ply balanced construction with a 3mm veneer edge band
- The aprons and legs are solid maple hardwood and ship with adjustable glides
- Ships fully assembled

HOW TO ORDER EXAMPLE

Model No.	Description	Example
231-1818ET	Finish Edge Profile	DFW K

VENEER (W) OPTIONS

Veneer tops feature UV Advantage, an ultra-violet finish, on all exposed surfaces by utilizing roll-coat UV technology. Apron rails and table legs use a multi-step, hand finished process with a catalyzed finish.

AW	Artisan Walnut	LW	Legacy Walnut
CO	Columbian Walnut	MW	Mahogany Walnut
DC	Dark Cherry	MTS	Metropolis Sky
DFW	Dark Forest Walnut	PNW	Pinnacle Walnut
EW	Espresso	SCH	Select Cherry
GC	Golden Cherry	SKC	Shaker Cherry
HW	Harvest Walnut	SM	Sugar Maple
HNW	Henna Walnut	WC	Williamsburg Cherry

TABLE EDGE PROFILE

Y	Square Edge
K	Knife Edge



Square



Knife

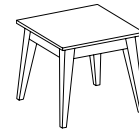
CERTIFICATIONS & COMPLIANCE

- Intertek Sustainability Certified
- BIFMA level® Certified
- BIFMA Compliant® Certified
- TSCA Title VI (CARB) Compliance
- Contributes to LEED®, Green Globes®, and WELL® Sustainable Programs

STATEMENT OF LINE



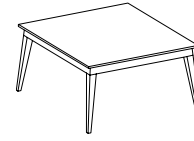
Square End Table:
231-1818ET
[\(See Details\)](#)





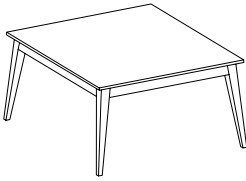
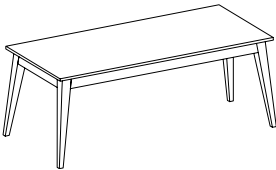


Square Cocktail Table:
231-2323SCT
[\(See Details\)](#)



Rectangular Cocktail Table:
231-4723RCT
[\(See Details\)](#)



Square Cocktail Table:
231-3535SCT
[\(See Details\)](#)

Item	Model No.		W	D	H	Ship Wt	Cubic Ft	List Price		
END TABLE  <p><u>Must Specify (in this order):</u> Model # Finish Edge</p>	231-1818ET	Square Edge	18	18	20	18	10.8	Y\$	1438	
		Knife Edge						K\$	1840	
Description <ul style="list-style-type: none"> Standard with: Adjustable Glides Available with Square (Y) or Knife (K) Edge; Must Specify Ships Fully Assembled 										
SMALL SQUARE COCKTAIL TABLE  <p><u>Must Specify (in this order):</u> Model # Finish Edge</p>	231-2323SCT	Square Edge	23	23	16	21	10.8	Y\$	1470	
		Knife Edge						K\$	1884	
Description <ul style="list-style-type: none"> Standard with: Adjustable Glides Available with Square (Y) or Knife (K) Edge; Must Specify Ships Fully Assembled 										
SQUARE COCKTAIL TABLE  <p><u>Must Specify (in this order):</u> Model # Finish Edge</p>	231-3535SCT	Square Edge	34 $\frac{3}{8}$	34 $\frac{3}{8}$	16	45	25.7	Y\$	1762	
		Knife Edge						K\$	2263	
Description <ul style="list-style-type: none"> Standard with: Adjustable Glides Available with Square (Y) or Knife (K) Edge; Must Specify Ships Fully Assembled 										
RECTANGULAR COCKTAIL TABLE  <p><u>Must Specify (in this order):</u> Model # Finish Edge</p>	231-4723RCT	Square Edge	46 $\frac{3}{8}$	23	16	36	23.1	Y\$	1724	
		Knife Edge						K\$	2217	
Description <ul style="list-style-type: none"> Standard with: Adjustable Glides Available with Square (Y) or Knife (K) Edge; Must Specify Ships Fully Assembled 										
 										
Square Knife										

For ordering options, [see overview at the beginning of this section.](#)

Always stylish, comfortable and effortlessly adaptable, Canvas enlivens environments with refined aesthetics. Project a fresh, polished attitude with our enhanced selection of multidimensional components. Your creation of an ultra-functional workspace is limited only by your imagination.

CONSTRUCTION

- Exposed surfaces are produced from wood-grained or solid color laminates fused to a particle-board core.
- TFL chassis are fastened by screws and heavy-duty metal fasteners
- Tops are 1" thick thermally-fused (TFL) or high-pressure (HPL) laminate using 3mm PVC edge bands on profiled edges Grain direction runs left to right; Designer White, Sugar Maple, and Williamsburg Cherry feature ABS edge bands
- Slab ends come standard with adjustable levelers
- Ships fully assembled

HOW TO ORDER EXAMPLE

Model No.	Description	Example
66-2424ET	Top Material	T
	Top Color	FHG
	Edge Profile	F
	Chassis Color	WTA

TFL (T) AND HPL (P) LAMINATE OPTIONS

WOODGRAIN

AS	Asian Night	PNW	Pinnacle Walnut
BW	Beigewood	PTK	Portico Teak
CO	Columbian Walnut	RC	River Cherry
EF	Espresso	SCH	Select Cherry
FLW	Florence Walnut	SPW	Sepia Walnut
GC	Golden Cherry	SKC	Shaker Cherry
HVM	Harvest Maple	SBP	Smoky Brown Pear
KHE	Kirsche	TK	Studio Teak
MW	Mahogany Walnut	SM	Sugar Maple
MNR	Midnight Run	WTA	Weathered Ash
NTM	Natural Marrone	WC	Williamsburg Cherry
ORW	Oak Riftwood	WNB	White Nebbia

SOLID

BL	Black	FHG	Fashion Grey
WH	Designer White	SG	Slate Grey

TABLE EDGE PROFILE

F	Double Kerf	Y	Square
G	Duo		
X	Fluted		



Double Kerf



Duo



Fluted

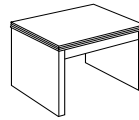


Square

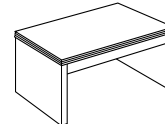
CERTIFICATIONS & COMPLIANCE

- Intertek Sustainability Certified
- BIFMA level® Certified
- BIFMA Compliant® Certified
- TSCA Title VI (CARB) Compliance
- Contributes to LEED®, Green Globes®, and WELL® Sustainable Programs

STATEMENT OF LINE

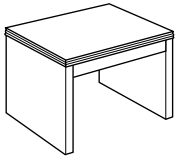


End Table:
66-2424ET
[\(See Details\)](#)



Magazine Table:
66-2442MT
[\(See Details\)](#)

Item	Model No.		W	D	H	Ship Wt	Cubic Ft	List Price	
END TABLE	66-2424ET	TFL	24	24	22	65	9.4	T\$	921
		HPL						P\$	1057



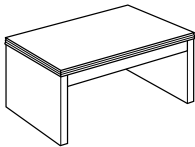
Must Specify (in this order):

- Model #
- Top Material
- Top Color
- Edge
- Chassis Color

Description

- Standard with: TFL Slab Ends and Apron Rail, with Adjustable Glides
- Available in Contrasting Top and Chassis Color
- Choose from TFL (T) or HPL (P) Top in Four Edge Profiles; [See Colors and Details](#)
- Ships Fully Assembled

MAGAZINE TABLE	66-2442MT	TFL	42	24	16	70	11.9	T\$	970
		HPL						P\$	1136



Must Specify (in this order):

- Model #
- Top Material
- Top Color
- Edge
- Chassis Color

Description


- Standard with: TFL Slab Ends and Apron Rail, with Adjustable Glides
- Available in Contrasting Top and Chassis Color
- Choose from TFL (T) or HPL (P) Top in Four Edge Profiles; [See Colors and Details](#)
- Ships Fully Assembled



Double Kerf



Duo



Square

T=TFL P=HPL

For ordering options, [see overview at the beginning of this section.](#)

Carefully matched select veneer tops with solid hardwood legs and aprons form a collection of beautiful wood tables suitable for nearly any application.

CONSTRUCTION

- Constructed of a 5-ply veneer top, 1½" thick
- Legs are solid Maple hardwood and ship with nylon glides
- Aprons are steam bent with Maple veneer faces
- Grain direction runs left to right
- Elliptical Magazine and Rounded End Tables ship fully assembled; all other models require some assembly

HOW TO ORDER EXAMPLE

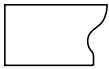
Model No.	Description	Example
294-4222EMT	Finish	HW

VENEER (W) OPTIONS

Veneer tops feature UVAAdvantage, an ultra-violet finish, on all exposed surfaces by utilizing roll-coat UV technology. Apron rails and table legs use a multi-step, hand finished process with a catalyzed finish.

AW	Artisan Walnut	LW	Legacy Walnut
CO	Columbian Walnut	MW	Mahogany Walnut
DC	Dark Cherry	MTS	Metropolis Sky
DFW	Dark Forest Walnut	PNW	Pinnacle Walnut
EW	Espresso	SCH	Select Cherry
GC	Golden Cherry	SKC	Shaker Cherry
HW	Harvest Walnut	SM	Sugar Maple
HNW	Henna Walnut	WC	Williamsburg Cherry

TABLE EDGE PROFILE

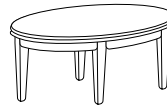


Phoenix

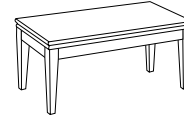
CERTIFICATIONS & COMPLIANCE

- Intertek Sustainability Certified
- BIFMA level® Certified
- BIFMA Compliant® Certified
- TSCA Title VI (CARB) Compliance
- Contributes to LEED®, Green Globes®, and WELL® Sustainable Programs

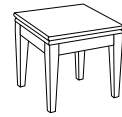
STATEMENT OF LINE



Elliptical Magazine Table:
294-4222EMT
[\(See Details\)](#)



Magazine Table:
294-4222MT
[\(See Details\)](#)




Lamp Table:
294-2222LT
[\(See Details\)](#)



End Table:
294-2622ET
[\(See Details\)](#)

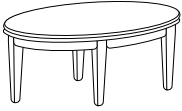


Rounded End Table:
294-2222RET
[\(See Details\)](#)



Console Table:
294-4216CT
[\(See Details\)](#)

Item	Model No.	W	D	H	Ship Wt	Cubic Ft	List Price
ELLIPTICAL MAGAZINE TABLE	294-4222EMT	42	22	16	48	14.4	\$ 2993

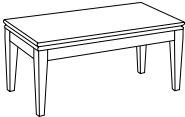
**Description**

- Ships Assembled

Must Specify (in this order):

Model #
Finish

MAGAZINE TABLE	294-4222MT	42	22	16	33	3.7	\$ 1930
----------------	------------	----	----	----	----	-----	---------

**Description**

- Some Assembly Required

Must Specify (in this order):

Model #
Finish

LAMP TABLE	294-2222LT	22	22	22	27	2.4	\$ 1473
------------	------------	----	----	----	----	-----	---------

**Description**

- Some Assembly Required

Must Specify (in this order):

Model #
Finish

END TABLE	294-2622ET	26	22	22	36	2.8	\$ 1553
-----------	------------	----	----	----	----	-----	---------

**Description**

- Some Assembly Required

Must Specify (in this order):

Model #
Finish

ROUNDED END TABLE	294-2222RET	22	22	22	24	2.4	\$ 2044
-------------------	-------------	----	----	----	----	-----	---------


**Description**

- Ships Assembled

Must Specify (in this order):

Model #
Finish

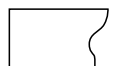
CONSOLE TABLE	294-4216CT	42	16	30	36	3.9	\$ 1840
---------------	------------	----	----	----	----	-----	---------

**Description**

- Some Assembly Required

Must Specify (in this order):

Model #
Finish



Phoenix

For ordering options, [see overview at the beginning of this section.](#)

A foundational suite of casegoods and tables primed to evolve with your needs. Gesso allows you to combine luxurious veneers, top grade laminates and other materials to create stylish, reconfigurable work spaces.

CONSTRUCTION

- Exposed surfaces feature select grade plain sliced hardwood veneers in Cherry, Maple, American Black Walnut, White Oak, or composite veneers
- Veneer and standard high pressure laminate tops are 3-ply balanced construction and 1 $\frac{3}{8}$ " thick, with 3mm wood edge-banded rims contoured to the selected profile
- Grain direction runs left to right
- All units ship with heavy duty, adjustable leveling glides to ensure proper leveling and compensation for uneven floors
- Ships fully assembled

HOW TO ORDER EXAMPLE

Model No.	Description	Example
65-2424ET	Top Material	W
	Finish	LW
	Edge Profile	G

VENEER (W) OPTIONS

Veneer tops feature UVAdvantage, an ultra-violet finish, on all exposed surfaces by utilizing roll-coat UV technology.

AW	Artisan Walnut	MW	Mahogany Walnut
AS	Asian Night	MAS	Mesa Sunset*
CO	Columbian Walnut	MTS	Metropolis Sky
DC	Dark Cherry	PNW	Pinnacle Walnut
DFW	Dark Forest Walnut	ORW	Oak Riftwood*
EW	Espresso	SCH	Select Cherry
FO	Fawn Oak*	SKC	Shaker Cherry
GC	Golden Cherry	SM	Sugar Maple
HW	Harvest Walnut	WTA	Weathered Ash*
HNW	Henna Walnut	WC	Williamsburg Cherry
LW	Legacy Walnut		

* Finish is Low Sheen

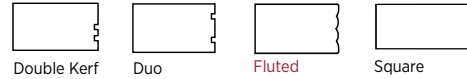
HPL (P) LAMINATE OPTIONS

WOODGRAIN

AS	Asian Night	PNW	Pinnacle Walnut
CO	Columbian Walnut	SCH	Select Cherry
EF	Espresso	SKC	Shaker Cherry
GC	Golden Cherry	SM	Sugar Maple
MW	Mahogany Walnut	WTA	Weathered Ash
ORW	Oak Riftwood	WC	Williamsburg Cherry

TABLE EDGE PROFILE

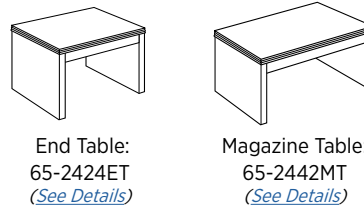
F	Double Kerf	Y	Square
G	Duo		
X	Fluted		



CERTIFICATIONS & COMPLIANCE

- Intertek Sustainability Certified
- BIFMA level® Certified
- BIFMA Compliant® Certified
- TSCA Title VI (CARB) Compliance
- Contributes to LEED®, Green Globes®, and WELL® Sustainable Programs

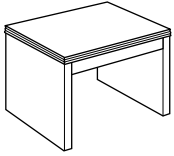
STATEMENT OF LINE



End Table:
65-2424ET
([See Details](#))

Magazine Table:
65-2442MT
([See Details](#))

Item	Model No.		W	D	H	Ship Wt	Cubic Ft	List Price	
END TABLE	65-2424ET	HPL Veneer	24	24	22	65	9.4	W/P\$	1632



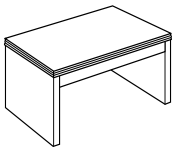
Must Specify (in this order):

- Model #
- Top Material
- Finish/Color
- Edge

Description

- Standard with: Veneer Slab Ends and Apron Rail, with Adjustable Glides
- Choose from HPL (P) or Veneer (W) Top in Four Edge Profiles; [See Colors and Details](#)
- Ships Fully Assembled

MAGAZINE TABLE	65-2442MT	HPL Veneer	42	24	16	70	11.9	W/P\$	1718
----------------	-----------	---------------	----	----	----	----	------	-------	------



Must Specify (in this order):

- Model #
- Top Material
- Finish/Color
- Edge

Description

- Standard with: Veneer Slab Ends and Apron Rail, with Adjustable Glides
- Choose from HPL (P) or Veneer (W) Top in Four Edge Profiles; [See Colors and Details](#)
- Ships Fully Assembled



Double Kerf Duo Square

P = HPL W = Veneer

For ordering options, [see overview at the beginning of this section.](#)

Open spaces really come together with Isla Lounge & Tables Collection. Create conversation settings or private areas by mixing components to fit the space and needs of the environment. Power and data options keep everyone working on-the-go.

CONSTRUCTION

- External wood parts are kiln-dried hardwoods; internal parts are structurally engineered plywood; European Beech on legs
- Joints are double-doweled or mortised and tenoned, screwed, and glued for maximum strength and durability
- Tops are ¾" thick on occasional tables, 1" thick on Laminate tops, and 1⅜" on Veneer tops
- Non-marring adjustable nylon guides included in each leg at floor level
- Ships fully assembled

HOW TO ORDER EXAMPLES

378-1626ET	Top Material	T
	Finish	AS
	Upholstery	Mayer Fedora Topaz
	Leg	WLEG, AS
	Power	PWRUSBA

TFL (T) LAMINATE TABLE TOP OPTIONS

WOODGRAIN

AS	Asian Night	PNW	Pinnacle Walnut
BW	Beigewood	PTK	Portico Teak
CO	Columbian Walnut	RC	River Cherry
EF	Espresso	SPW	Sepia Walnut
FLW	Florence Walnut	SCH	Select Cherry
GC	Golden Cherry	SKC	Shaker Cherry
HVM	Harvest Maple	SBP	Smoky Brown Pear
KHE	Kirsche	TK	Studio Teak
MW	Mahogany Walnut	SM	Sugar Maple
MNR	Midnight Run	WTA	Weathered Ash
NTM	Natural Marrone	WC	Williamsburg Cherry
ORW	Oak Riftwood	WNB	White Nebbia

SOLID

BL	Black	FHG	Fashion Grey
WH	Designer White	SG	Slate Grey

VENEER (W) TABLE TOP OPTIONS

Veneer tops feature UVAdvantage, an ultra-violet finish, on all exposed surfaces by utilizing roll-coat UV technology.

AW	Artisan Walnut	MW	Mahogany Walnut
AS	Asian Night	MAS	Mesa Sunset*
CO	Columbian Walnut	MTS	Metropolis Sky
DC	Dark Cherry	ORW	Oak Riftwood*
DFW	Dark Forest Walnut	PNW	Pinnacle Walnut
EW	Espresso	SCH	Select Cherry
FO	Fawn Oak*	SKC	Shaker Cherry
GC	Golden Cherry	SM	Sugar Maple
HW	Harvest Walnut	WTA	Weathered Ash*
HNW	Henna Walnut	WC	Williamsburg Cherry
LW	Legacy Walnut		

* Finish is Low Sheen

SOLID SURFACE (S) TABLE TOP OPTIONS

AR	Arroyo	SNW	Snow White
PE	Pebble Beach	SN	Starry Night
SE	Sedona	TN	Tundra

SOLID SURFACE EDGE PROFILE OPTIONS

SI Straight



LEG OPTIONS

WLEG	Wood Leg, Specify Finish		STD
CLEG	Chrome Leg		\$ N/C
PLEG	Aluminum Leg		\$ 216
	ALUM Aluminum	BLK Black	
	MIST Mist	OYST Oyster	
	SUGC Sugar Cookie		

LEG WOOD FINISHES

Indiana Furniture uses a multi-step, hand-finishing process on all exposed wood frames. Legs feature a catalyzed varnish finish offering durability, lasting beauty, and resistance to normal wear.

AW	Artisan Walnut	MW	Mahogany Walnut
AS	Asian Night	MAS	Mesa Sunset*
BW	Beigewood*	MTS	Metropolis Sky
BL	Black	MNR	Midnight Run
CO	Columbian Walnut	NTM	Natural Marrone*
DC	Dark Cherry	ORW	Oak Riftwood*
DFW	Dark Forest Walnut*	PNW	Pinnacle Walnut
WH	Designer White	PTK	Portico Teak*
EF	Espresso	RC	River Cherry*
FO	Fawn Oak*	SCH	Select Cherry
FLW	Florence Walnut*	SPW	Sepia Walnut*
GC	Golden Cherry	SKC	Shaker Cherry
HVM	Harvest Maple*	SBP	Smoky Brown Pear*
HW	Harvest Walnut	TK	Studio Teak
HNW	Henna Walnut	SM	Sugar Maple
KHE	Kirsche	WTA	Weathered Ash*
LW	Legacy Walnut	WNB	White Nebbia
		WC	Williamsburg Cherry

* Finish is Low Sheen

UPHOLSTERY OPTIONS

Available in single upholstery in a wide variety of graded-in or contract options, including fabric, vinyl, and leather.

POWER OPTIONS

PWRUSBA	Power and Two USB Ports, Aluminum	\$ 884
---------	-----------------------------------	--------

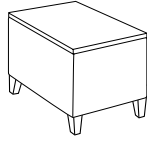
CERTIFICATIONS & COMPLIANCE

- CAL 117-2013 Compliance
- Intertek Sustainability Certified
- BIFMA level® Certified
- BIFMA Compliant® Certified
- TSCA Title VI (CARB) Compliance
- Contributes to LEED®, Green Globes®, and WELL® Sustainable Programs

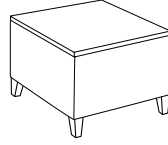
Freestanding Tables (Upholstered Chassis with TFL, Veneer, or Solid Surface Top)



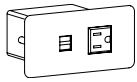
End Table:
378-1626ET
[\(See Details\)](#)



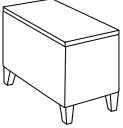
Lamp Table:
378-2226ET
[\(See Details\)](#)



Magazine Table:
378-2626MT
[\(See Details\)](#)



1 Electrical Power
and 2 USB Outlets

Item	Model No.		W	D	H	Ship Wt	Cubic Ft	List Price
END TABLE 	378-1626ET	TFL	16	26½	15½	42	11.0	T\$ 958
		Veneer						W\$ 1067
		Solid Surface						S\$ 1755

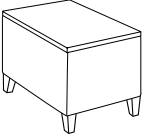
Must Specify (in this order):

- Model #
- Surface Material
- Finish/Color
- Fabric
- Leg/Color
- Optional Power

Description

- Standard with: Upholstered Chassis and Wood Legs
- Choose TFL (T), Veneer (W), or Solid Surface (S) Top; [Specify Surface Material and Color](#)
- Add Upholstery Grade Pricing to Top Material Price
- Choose from [Three Leg Options](#) and Centered [Power Option](#)

Add List Price/Grade	Yards	COM/1	2	3	4	5	6	7	8	9	10	L1	L2
Single Upholstery	1.00	\$ 0	52	96	139	204	270	364	462	576	708	330	471

LAMP TABLE 	378-2226ET	TFL	22	26½	15½	48	12.0	T\$ 1005
		Veneer						W\$ 1235
		Solid Surface						S\$ 2079

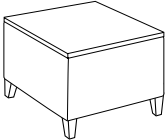
Must Specify (in this order):

- Model #
- Surface Material
- Finish/Color
- Fabric
- Leg/Color
- Optional Power

Description

- Standard with: Upholstered Chassis and Wood Legs
- Choose TFL (T), Veneer (W), or Solid Surface (S) Top; [Specify Surface Material and Color](#)
- Add Upholstery Grade Pricing to Top Material Price
- Choose from [Three Leg Options](#) and Centered [Power Option](#)

Add List Price/Grade	Yards	COM/1	2	3	4	5	6	7	8	9	10	L1	L2
Single Upholstery	1.00	\$ 0	52	96	139	204	270	364	462	576	708	330	471

MAGAZINE TABLE 	378-2626MT	TFL	26½	26½	15½	57	15.0	T\$ 1064
		Veneer						W\$ 1308
		Solid Surface						S\$ 2364

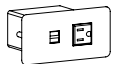
Must Specify (in this order):

- Model #
- Surface Material
- Finish/Color
- Fabric
- Leg/Color
- Optional Power

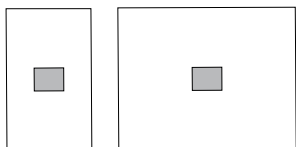
Description

- Standard with: Upholstered Chassis and Ganging Hardware
- Choose TFL (T), Veneer (W), or Solid Surface (S) Top; [Specify Surface Material and Color](#)
- Add Upholstery Grade Pricing to Top Material Price
- Choose from [Three Leg Options](#) and Centered [Power Option](#)

Add List Price/Grade	Yards	COM/1	2	3	4	5	6	7	8	9	10	L1	L2
Single Upholstery	1.00	\$ 0	52	96	139	204	270	364	462	576	708	330	471



1 Electrical Power and 2 USB Outlets



Power is centered into End, Lamp, and Magazine Tables, as shown above

T = TFL W = Veneer S = Solid Surface

For ordering options, [see overview at the beginning of this section.](#)

Jefferson echoes history and creates a timeless foundation for today's sophisticated work place. Finely crafted in select solids with walnut veneers, the tailored details of this collection accentuate our expert craftsmanship and perfect attention to detail.

CONSTRUCTION

- Veneers on exposed surfaces are select grade sliced American Black Walnut and Cherry are carefully selected and matched to assure proper balance and consistency
- Veneer and HPL tops featuring the C2 tops are 5-ply balanced construction, 1 $\frac{3}{16}$ " thick, with solid hardwood mitered rims
- Grain direction runs left to right
- All units ship with heavy duty, adjustable leveling glides to ensure proper leveling and compensation for uneven floors
- Some assembly required

HOW TO ORDER EXAMPLE

Model No.	Description	Example
46-1824ET	Top Material	W
	Finish	LW

VENEER (W) AND PREMIUM VENEER (PV) OPTIONS

Veneer tops feature UVAdvantage, an ultra-violet finish, on all exposed surfaces by utilizing roll-coat UV technology. Apron rails and table legs use a multi-step, hand finished process with a catalyzed finish.

AW	Artisan Walnut	LW	Legacy Walnut
CO	Columbian Walnut	MW	Mahogany Walnut
DC	Dark Cherry	MTS	Metropolis Sky**
DFW	Dark Forest Walnut	PNW	Pinnacle Walnut**
EW	Espresso	SCH	Select Cherry
GC	Golden Cherry	SKC	Shaker Cherry
HW	Harvest Walnut	WC	Williamsburg Cherry
HNW	Henna Walnut**		

** Available in Standard Veneer Only

HPL (P) TOP OPTIONS

WOODGRAIN

CO	Columbian Walnut	PNW	Pinnacle Walnut
EF	Espresso	SCH	Select Cherry
GC	Golden Cherry	SKC	Shaker Cherry
MW	Mahogany Walnut	WC	Williamsburg Cherry

TABLE EDGE PROFILE

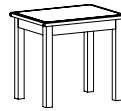


C2

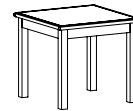
CERTIFICATIONS & COMPLIANCE

- Intertek Sustainability Certified
- BIFMA level® Certified
- BIFMA Compliant® Certified
- TSCA Title VI (CARB) Compliance
- Contributes to LEED®, Green Globes®, and WELL® Sustainable Programs

STATEMENT OF LINE



End Table:
46-1824ET
[\(See Details\)](#)

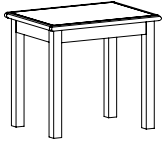


Lamp Table:
46-2424LT
[\(See Details\)](#)



Magazine Table:
46-1847MT
[\(See Details\)](#)

Item	Model No.	W	D	H	Ship Wt	Cubic Ft	List Price
END TABLE	46-1824ET	24	18	21 ²⁵ / ₃₂	27	2.0	W/P\$ 1357 PV\$ 1521

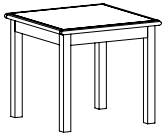
**Description**

- Available with Veneer (PV/W) or HPL (P) Top, [See Color Options and Specify](#)
- Hardwood Legs
- Some Assembly Required

Must Specify (in this order):

Model #
Top Material
Finish/Color

LAMP TABLE	46-2424LT	24	24	21 ²⁵ / ₃₂	37	3.3	W/P\$ 1728 PV\$ 1935
------------	-----------	----	----	----------------------------------	----	-----	-------------------------

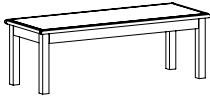
**Description**

- Available with Veneer (PV/W) or HPL (P) Top, [See Color Options and Specify](#)
- Hardwood Legs
- Some Assembly Required

Must Specify (in this order):

Model #
Top Material
Finish/Color

MAGAZINE TABLE	46-1847MT	47	18	15 ²⁵ / ₃₂	42	3.4	W/P\$ 1632 PV\$ 1828
----------------	-----------	----	----	----------------------------------	----	-----	-------------------------

**Description**

- Available with Veneer (PV/W) or HPL (P) Top, [See Color Options and Specify](#)
- Hardwood Legs
- Optional 30"H Legs
- Some Assembly Required

Must Specify (in this order):

Model #
Top Material
Finish/Color
Leg

Leg Option: Specify & Add

SH-46	30"H Legs	20	0.9	\$ 223
-------	-----------	----	-----	--------



C2

P = HPL W = Veneer

For ordering options, [see overview at the beginning of this section.](#)

Discover the perfect table collection that goes anywhere. With a mix of materials, Jot complements a diverse range of interiors from ultra modern to classic. Its metal base, available in five refreshed colors, supports tops in solid surface, veneer, or laminate. Scaled for a perfect fit, Jot makes a great first impression front and center or corner-tucked for convenient storage. Jot's UV Advantage finish features a crystal clear topcoat developed for durability in high traffic areas.

CONSTRUCTION

- Veneer tops are 3/4" thick with veneer edge bands; made of select grade, sliced Black Walnut, Cherry, Maple, or Composite species
- TFL tops are 3/4" thick with a 1mm PVC edge band; Designer White, Sugar Maple, and Williamsburg Cherry feature ABS edge bands
- Solid surface tops are 3/4" thick and are available in six colors and two edge profiles
- Bases are manufactured using 3/4" steel frames and powder coated in your choice of five standard colors
- Joints on bases are mitered and fully welded for maximum strength and durability
- Tops are securely fastened to the bases with metal screws
- Ships fully assembled

HOW TO ORDER EXAMPLES

410-1412AT	Top Material	T
	Finish	TK
	Edge Detail (if applicable)	-
	Metal Base Color	ALUM

TFL (T) LAMINATE TABLE TOP OPTIONS

WOODGRAIN

AS	Asian Night	PNW	Pinnacle Walnut
BW	Beigewood	PTK	Portico Teak
CO	Columbian Walnut	RC	River Cherry
EF	Espresso	SPW	Sepia Walnut
FLW	Florence Walnut	SCH	Select Cherry
GC	Golden Cherry	SKC	Shaker Cherry
HVM	Harvest Maple	SBP	Smoky Brown Pear
KHE	Kirsche	TK	Studio Teak
MW	Mahogany Walnut	SM	Sugar Maple
MNR	Midnight Run	WTA	Weathered Ash
NTM	Natural Marrone	WNB	White Nebbia
ORW	Oak Riftwood	WC	Williamsburg Cherry

SOLID

BL	Black	FHG	Fashion Grey
WH	Designer White	SG	Slate Grey

VENEER (W) TABLE TOP OPTIONS

Tops feature UV Advantage, an ultra-violet finish, on all exposed surfaces by utilizing roll-coat UV technology.

AW	Artisan Walnut	MW	Mahogany Walnut
AS	Asian Night	MAS	Mesa Sunset*
CO	Columbian Walnut	MTS	Metropolis Sky
DC	Dark Cherry	ORW	Oak Riftwood*
DFW	Dark Forest Walnut	PNW	Pinnacle Walnut
EW	Espresso	SCH	Select Cherry
FO	Fawn Oak*	SKC	Shaker Cherry
GC	Golden Cherry	SM	Sugar Maple
HW	Harvest Walnut	WTA	Weathered Ash*
HNW	Henna Walnut	WC	Williamsburg Cherry
LW	Legacy Walnut		

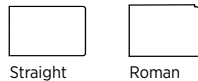
* Finish is Low Sheen

SOLID SURFACE (S) TABLE TOP OPTIONS

AR	Arroyo	SNW	Snow White
PE	Pebble Beach	SN	Starry Night
SE	Sedona	TN	Tundra

SOLID SURFACE EDGE PROFILE OPTIONS

S1	Straight
S2	Roman



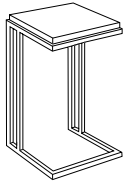
METAL BASE OPTIONS

ALUM	Aluminum	OYST	Oyster
BLK	Black	SUGC	Sugar Cookie
MIST	Mist		

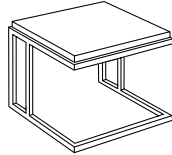
CERTIFICATIONS & COMPLIANCE

- Intertek Sustainability Certified
- BIFMA level® Certified
- BIFMA Compliant® Certified
- TSCA Title VI (CARB) Compliance
- Contributes to LEED®, Green Globes®, and WELL® Sustainable Programs

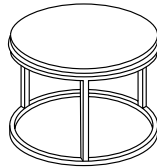
AUXILIARY, END + COCKTAIL TABLES (410 SERIES)



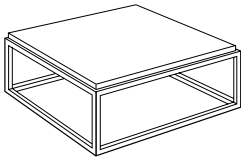
Auxiliary Table:
410-1412AT
[\(See Details\)](#)



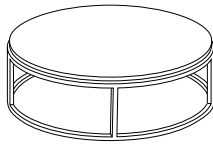
Square End Tables:
410-1818ET: 18"
410-2424ET: 24"
[\(See Details\)](#)



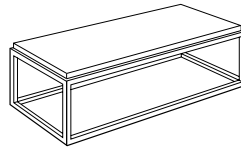
Round End Table:
410-2020CT
[\(See Details\)](#)



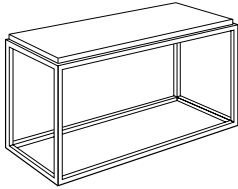
Square Cocktail Table:
410-3636SQ
[\(See Details\)](#)



Round Cocktail Table:
410-3636CT
[\(See Details\)](#)

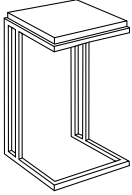


Rectangular Cocktail Table:
410-2248MT
[\(See Details\)](#)



Console Table:
410-1848ST
[\(See Details\)](#)

Item	Model No.		W	D	H	Ship Wt	Cubic Ft	List Price
AUXILIARY TABLE	410-1412AT	TFL	12½	14	26½	46	8.6	T\$ 1299
		Veneer						W\$ 1459
		Solid Surface						S\$ 2369



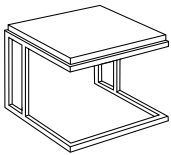
Must Specify (in this order):

Model #
Top Material
Finish/Color
Edge Profile (if applicable)
Base Color

Description

- Standard with: Decorative Metal Base and Nylon Glides
- Select Your Choice of TFL (T), Veneer (W), or Solid Surface (S) Top; [See Top and Base Color Options](#)

SQUARE END TABLE	410-2424ET	TFL	24	24	20	46	8.6	T\$ 1281
		Veneer						W\$ 1565
		Solid Surface						S\$ 2771
	410-1818ET	TFL	18	18	20	34	5.1	T\$ 1196
		Veneer						W\$ 1411
		Solid Surface						S\$ 2304




Must Specify (in this order):

Model #
Top Material
Finish/Color
Edge Profile (if applicable)
Base Color

Description

- Standard with: Decorative Metal Base and Nylon Glides
- Select Your Choice of TFL (T), Veneer (W), or Solid Surface (S) Top; [See Top and Base Color Options](#)

ROUND END TABLE	410-2020CT	TFL	20	20	20	36	6.2	T\$ 1162
		Veneer						W\$ 1484
		Solid Surface						S\$ 4329



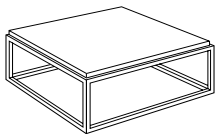
Must Specify (in this order):

Model #
Top Material
Finish/Color
Edge Profile (if applicable)
Base Color

Description

- Standard with: Decorative Metal Base and Adjustable Levelers
- Select Your Choice of TFL (T), Veneer (W), or Solid Surface (S) Top; [See Top and Base Color Options](#)

SQUARE COCKTAIL TABLE	410-3636SQ	TFL	36	36	15	68	13.4	T\$ 1535
		Veneer						W\$ 1857
		Solid Surface						S\$ 4594



Must Specify (in this order):

Model #
Top Material
Finish/Color
Edge Profile (if applicable)
Base Color

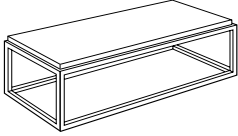
Description

- Standard with: Decorative Metal Base and Nylon Glides
- Select Your Choice of TFL (T), Veneer (W), or Solid Surface (S) Top; [See Top and Base Color Options](#)

T = TFL W = Veneer S = Solid Surface

For ordering options, [see overview at the beginning of this section.](#)

Item	Model No.		W	D	H	Ship Wt	Cubic Ft	List Price
RECTANGULAR COCKTAIL TABLE	410-2248MT	TFL	48	22	15	92	11.0	T\$ 1462
		Veneer						W\$ 1731
		Solid Surface						S\$ 3759



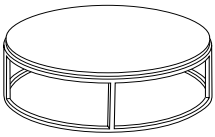
Must Specify (in this order):

Model #
Top Material
Finish/Color
Edge Profile (if applicable)
Base Color

Description

- Standard with: Decorative Metal Base and Nylon Glides
- Select Your Choice of TFL (T), Veneer (W), or Solid Surface (S) Top; [See Top and Base Color Options](#)

ROUND COCKTAIL TABLE	410-3636CT	TFL	36	36	15	68	13.4	T\$ 1451
		Veneer						W\$ 1844
		Solid Surface						S\$ 6617



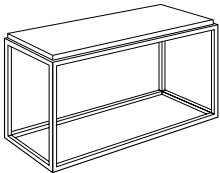
Must Specify (in this order):

Model #
Top Material
Finish/Color
Edge Profile (if applicable)
Base Color

Description

- Standard with: Decorative Metal Base and Adjustable Levelers
- Select Your Choice of TFL (T), Veneer (W), or Solid Surface (S) Top; [See Top and Base Color Options](#)

CONSOLE TABLE	410-1848ST	TFL	48	18	28	86	17.4	T\$ 1573
		Veneer						W\$ 1871
		Solid Surface						S\$ 3562



Must Specify (in this order):

Model #
Top Material
Finish/Color
Edge Profile (if applicable)
Base Color

Description

- Standard with: Decorative Metal Base and Adjustable Levelers
- Select Your Choice of TFL (T), Veneer (W), or Solid Surface (S) Top; [See Top and Base Color Options](#)

T = TFL W = Veneer S = Solid Surface

For ordering options, [see overview at the beginning of this section.](#)

Create a variety of looks from refined transitional to clean contemporary with an abundance of finishes and edge details. Madera features ultra violet finish for long lasting beauty in corporate environments, as well as a premium veneer option, which offers a grade of veneer exceeding the general commercial market standards.

CONSTRUCTION

- Choose from premium veneer or select veneer on exposed surfaces in American Black Walnut, White Oak, Cherry, or Maple species
- Veneer tops are available in the 6 edge profiles and have a 5-ply balanced construction, 1 $\frac{3}{16}$ " thick, with hardwood rims
- High pressure laminate (HPL) tops have a 3-ply balanced construction, 1 $\frac{3}{16}$ " thick, with solid hardwood rims
- Grain direction runs left to right
- All units ship with heavy duty, adjustable leveling glides to ensure proper leveling and compensation for uneven floors
- Ships fully assembled

HOW TO ORDER EXAMPLE

Model No.	Description	Example
14-1824ET	Top Material	W
	Finish	AW
	Edge Profile	X

PREMIUM VENEER (PV) AND VENEER (W) OPTIONS

Veneer features UVAdvantage, an ultra-violet finish, on all exposed surfaces by utilizing roll-coat UV technology

AW	Artisan Walnut**	MW	Mahogany Walnut**
AS	Asian Night	MAS	Mesa Sunset*
CO	Columbian Walnut**	MTS	Metropolis Sky
DC	Dark Cherry**	ORW	Oak Riftwood*
DFW	Dark Forest Walnut**	PNW	Pinnacle Walnut
EW	Espresso**	SCH	Select Cherry**
FO	Fawn Oak*,**	SKC	Shaker Cherry**
GC	Golden Cherry**	SM	Sugar Maple
HW	Harvest Walnut**	WTA	Weathered Ash
HNW	Henna Walnut	WC	Williamsburg Cherry**
LW	Legacy Walnut**		

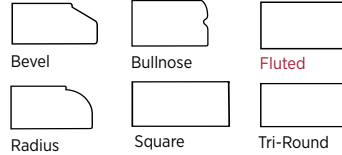
* Finish is Low Sheen ** Available in Premium Veneer (PV)

HPL (P) LAMINATE OPTIONS

AS	Asian Night	PNW	Pinnacle Walnut
CO	Columbian Walnut	SCH	Select Cherry
EF	Espresso	SKC	Shaker Cherry
GC	Golden Cherry	SM	Sugar Maple
MW	Mahogany Walnut	WC	Williamsburg Cherry
ORW	Oak Riftwood	WTA	Weathered Ash

TABLE EDGE PROFILE

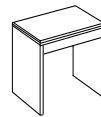
B	Bevel	A	Radius
D	Bullnose	Y	Square
X	Fluted	E	Tri-Round



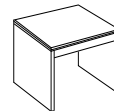
CERTIFICATIONS & COMPLIANCE

- Intertek Sustainability Certified
- BIFMA level® Certified
- BIFMA Compliant® Certified
- TSCA Title VI (CARB) Compliance
- Contributes to LEED®, Green Globes®, and WELL® Sustainable Programs

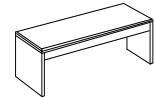
STATEMENT OF LINE



End Table:
14-1824ET
[\(See Details\)](#)

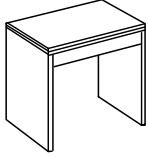


Lamp Table:
14-2828LT
[\(See Details\)](#)



Magazine Table:
14-1847MT
[\(See Details\)](#)

Item	Model No.		W	D	H	Ship Wt	Cubic Ft	List Price	
END TABLE	14-1824ET	Veneer or HPL	24	18	21 $\frac{1}{16}$	48	7.6	W/P\$	1365
		Premium Veneer						PV\$	1599



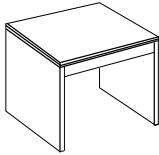
Description

- Standard with: Left to Right Grain Direction on Worksurface, Vertical Grain Direction on Solid End Panels
- Available in Premium Veneer (PV) or Standard Veneer (W); [See Finish Options and Specify](#)
- Available with Veneer (PV/W) or HPL (P) Top; [See Color Options and Specify](#)
- Ships Assembled

Must Specify (in this order):

- Model
- Premium or Standard Veneer
- Chassis
- Top Surface Material
- Finish/Color
- Edge Profile

LAMP TABLE	14-2828LT	Veneer or HPL	28	28	21 $\frac{1}{16}$	56	12.3	W/P\$	1768
		Premium Veneer						PV\$	2072



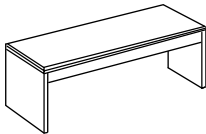
Description

- Standard with: Left to Right Grain Direction on Worksurface, Vertical Grain Direction on Solid End Panels
- Available in Premium Veneer (PV) or Standard Veneer (W); [See Finish Options and Specify](#)
- Available with Veneer (PV/W) or HPL (P) Top; [See Color Options and Specify](#)
- Ships Assembled

Must Specify (in this order):

- Model
- Premium or Standard Veneer
- Chassis
- Top Surface Material
- Finish/Color
- Edge Profile

MAGAZINE TABLE	14-1847MT	Veneer or HPL	47	18	15 $\frac{1}{16}$	75	9.9	W/P\$	1492
		Premium Veneer						PV\$	1747

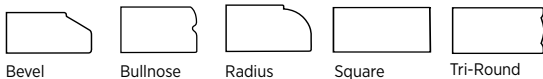


Description

- Standard with: Left to Right Grain Direction on Worksurface, Vertical Grain Direction on Solid End Panels
- Available in Premium Veneer (PV) or Standard Veneer (W); [See Finish Options and Specify](#)
- Available with Veneer (PV/W) or HPL (P) Top; [See Color Options and Specify](#)
- Ships Assembled

Must Specify (in this order):

- Model #
- Surface Material
- Finish/Color
- Edge Profile



Bevel Bullnose Radius Square Tri-Round

P = HPL W = Veneer PV = Premium Veneer

For ordering options, [see overview at the beginning of this section.](#)

Indiana

FURNITURE

Natta offers an agile solution for a variety of community spaces and meeting applications. With its simplicity of form, it can achieve a subtle effect and still provide an excellent solution for any meeting and breakout environment.

CONSTRUCTION

- Exposed parts are manufactured using European Beech
- Joints are double-doweled or mortised and tenoned, screwed, and glued for maximum strength and durability
- Frames are individually hand assembled and sanded prior to being finished; Legs are 9¾"H on the rectangular table and 14"H on the square table
- Non-marring nylon glides included in each leg at floor level
- Tables have 1½" thick HPL surface with 1mm PVC edge band Square edge profile; Designer White, Sugar Maple, and Williamsburg Cherry feature ABS edge bands
- Ships fully assembled

HOW TO ORDER EXAMPLE

Model No.	Description	Example
MMIT-2	Leg Finish	BW
	Top Color	WH

HPL (P) LAMINATE OPTIONS ON TABLE TOPS

WOODGRAIN

AS	Asian Night	PNW	Pinnacle Walnut
BW	Beigewood	PTK	Portico Teak
CO	Columbian Walnut	RC	River Cherry
EF	Espresso	SCH	Select Cherry
FLW	Florence Walnut	SPW	Sepia Walnut
GC	Golden Cherry	SKC	Shaker Cherry
HVM	Harvest Maple	SBP	Smoky Brown Pear
KHE	Kirsche	TK	Studio Teak
MW	Mahogany Walnut	SM	Sugar Maple
MNR	Midnight Run	WTA	Weathered Ash
NTM	Natural Marrone	WNB	White Nebbia
ORW	Oak Riftwood	WC	Williamsburg Cherry

SOLID

BL	Black	FHG	Fashion Grey
WH	Designer White	SG	Slate Grey

WOOD FINISHES AVAILABLE ON LEGS

AW	Artisan Walnut	MW	Mahogany Walnut
AS	Asian Night	MAS	Mesa Sunset*
BW	Beigewood*	MTS	Metropolis Sky
BL	Black	MNR	Midnight Run
CO	Columbian Walnut	NTM	Natural Marrone*
DC	Dark Cherry	ORW	Oak Riftwood*
DFW	Dark Forest Walnut*	PNW	Pinnacle Walnut
WH	Designer White	PTK	Portico Teak*
EF	Espresso	RC	River Cherry*
FO	Fawn Oak*	SCH	Select Cherry
FLW	Florence Walnut*	SPW	Sepia Walnut*
GC	Golden Cherry	SKC	Shaker Cherry
HVM	Harvest Maple*	SBP	Smoky Brown Pear*
HW	Harvest Walnut	TK	Studio Teak
HNW	Henna Walnut	SM	Sugar Maple
KHE	Kirsche	WTA	Weathered Ash*
LW	Legacy Walnut	WNB	White Nebbia
		WC	Williamsburg Cherry

* Finish is Low Sheen

TABLE EDGE PROFILE

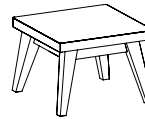


Square

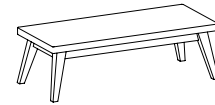
CERTIFICATIONS & COMPLIANCE

- Intertek Sustainability Certified
- BIFMA level® Certified
- BIFMA Compliant® Certified
- TSCA Title VI (CARB) Compliance
- Contributes to LEED®, Green Globes®, and WELL® Sustainable Programs

STATEMENT OF LINE




Square Table:
NAT-3
[\(See Details\)](#)



Rectangle Table:
NAT-4
[\(See Details\)](#)

Item	Model No.	W	D	H	Ship Wt	Cubic Ft	List Price
SQUARE TABLE	NAT-3	22	22	16	31	10.8	\$ 1013

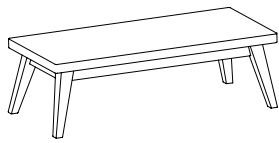

Description

- Features Square Edge Profile
- Available with Contrasting Top and Leg Color; [See Colors and Specify](#)

Must Specify (in this order):

Model #
Leg Finish
Top Color

RECTANGLE TABLE	NAT-4	51	22	16	66	25.9	\$ 1381
-----------------	-------	----	----	----	----	------	---------


Description

- Features Square Edge Profile
- Available in Contrasting Surface and Leg Color; [See Colors and Specify](#)

Must Specify (in this order):

Model #
Leg Finish
Top Color



Square

Crafted in American veneers, Phoenix's clean, transitional styling is at ease in both contemporary and traditional settings. It is a perfect choice for value-minded companies who want a sophisticated, yet uncomplicated, solution.

CONSTRUCTION

- Veneers on exposed surfaces are select grade sliced American Black Walnut and Cherry, and are carefully selected and matched to assure proper balance and consistency
- Veneer tops are 5-ply balanced construction and 1 $\frac{1}{32}$ " thick. High pressure laminate (HPL) tops are 3-ply balanced construction and 1 $\frac{1}{32}$ " thick
- Grain direction runs left to right
- All units ship with heavy duty, adjustable leveling glides to ensure proper leveling and compensation for uneven floors
- Some assembly required

HOW TO ORDER EXAMPLE

Model No.	Description	Example
21-1847MT	Top Material	P
	Finish	SKC

VENEER (W) OPTIONS

Veneer features UVAdvantage, an ultra-violet finish, on all exposed surfaces by utilizing roll-coat UV technology. Apron rails and table legs use a multi-step, hand finished process with a catalyzed finish.

AW	Artisan Walnut	LW	Legacy Walnut
CO	Columbian Walnut	MW	Mahogany Walnut
DC	Dark Cherry	MTS	Metropolis Sky
DFW	Dark Forest Walnut	PNW	Pinnacle Walnut
EW	Espresso	SCH	Select Cherry
GC	Golden Cherry	SKC	Shaker Cherry
HW	Harvest Walnut	WC	Williamsburg Cherry
HNW	Henna Walnut		

HPL (P) TOP OPTIONS

CO	Columbian Walnut	PNW	Pinnacle Walnut
EF	Espresso	SCH	Select Cherry
GC	Golden Cherry	SKC	Shaker Cherry
MW	Mahogany Walnut	WC	Williamsburg Cherry

TABLE EDGE PROFILE

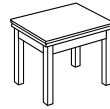


Phoenix

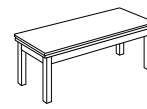
CERTIFICATIONS & COMPLIANCE

- Intertek Sustainability Certified
- BIFMA level® Certified
- BIFMA Compliant® Certified
- TSCA Title VI (CARB) Compliance
- Contributes to LEED®, Green Globes®, and WELL® Sustainable Programs

STATEMENT OF LINE

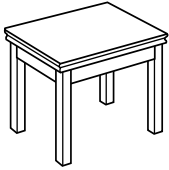


End Table:
21-1824ET
[\(See Details\)](#)



Magazine Table:
21-1847MT
[\(See Details\)](#)

Item	Model No.		W	D	H	Ship Wt	Cubic Ft	List Price
END TABLE	21-1824ET	HPL Veneer	18	24	22	25	2.0	P\$ 928 W\$ 980



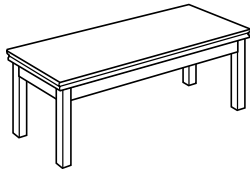
Description

- Available with Veneer (W) or HPL (P) Top, [See Color Options and Specify](#)
- Some Assembly Required

Must Specify (in this order):

- Model #
- Top Material
- Finish/Color

MAGAZINE TABLE	21-1847MT	HPL Veneer	47	18	16	42	3.4	P\$ 1210 W\$ 1322
----------------	-----------	---------------	----	----	----	----	-----	----------------------



Description

- Available with Veneer (W) or HPL (P) Top, [See Color Options and Specify](#)
- Some Assembly Required
- Optional 30" Leg; See Below

Leg Option: Specify & Add

30H-2SQ	30"H Legs					20	0.9	\$ 223
---------	-----------	--	--	--	--	----	-----	--------

Must Specify (in this order):

- Model #
- Top Material
- Finish/Color
- Leg



Phoenix


P = HPL W = Veneer

For ordering options, [see overview at the beginning of this section.](#)

Plush Lounge seamlessly brings together the endurance needed for commercial spaces with the relaxed comforts of home. Introducing a smart range of freestanding and modular seating components, along with coordinating tables, that provide the flexibility and comfort needed in today's ever-changing environments.

CONSTRUCTION

- Exposed wood parts are kiln-dried hardwoods, selected from the highest grades of plain sliced hardwood veneers and are free of spirits, discoloration, pits, shakes, and wormholes
- Joints are mortised and tenoned, screwed, and glued for maximum strength and durability
- Maple Wood Legs are 2"Wx2½Dx6"H; Metal Legs are 2"Wx2"Dx6"H
- Non-marring adjustable nylon glides included at floor level
- Table tops are ¾" thick and feature a vertical square profiled edge



- Ships fully assembled

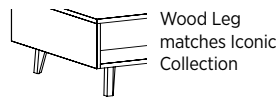
HOW TO ORDER EXAMPLES

TABLE		
620-2445CT	Top Material	W
	Finish/Color	ORW
	Cabinet Accent	CASG
	Leg	PLALUM
	Leg Finish	-
	Power Location	C
	Power	01-DUOBEZELS

TABLE LEG OPTIONS

Plush cocktail table comes standard with Black or Aluminum Metal legs. Optional Wood Leg matches our Iconic Caseloads Collection. Must Specify Leg and Color.

PLBLK	Black Metal Leg	STD
PLALUM	Aluminum Metal Leg	STD
ICON	Wood Leg (<i>Matches the Iconic Collection</i>)	\$ 328



LEG WOOD FINISHES

Indiana Furniture uses a multi-step, hand finishing process on all exposed wood. Table legs feature a catalyzed varnish finish which offers durability, lasting beauty, and resistance to normal wear.

AW	Artisan Walnut	MAS	Mesa Sunset*
AS	Asian Night	MTS	Metropolis Sky
BW	Beigewood*	MNR	Midnight Run
BL	Black	NTM	Natural Marrone*
CO	Columbian Walnut	ORW	Oak Riftwood*
DC	Dark Cherry	PNW	Pinnacle Walnut
DFW	Dark Forest Walnut*	PTK	Portico Teak*
WH	Designer White	RC	River Cherry*
EF	Espresso	SCH	Select Cherry
FO	Fawn Oak*	SPW	Sepia Walnut*
FLW	Florence Walnut*	SKC	Shaker Cherry
GC	Golden Cherry	SBP	Smoky Brown Pear*
HVM	Harvest Maple*	TK	Studio Teak
HW	Harvest Walnut	SM	Sugar Maple
HNW	Henna Walnut	WTA	Weathered Ash*
KHE	Kirsche	WNB	White Nebbia
LW	Legacy Walnut	WC	Williamsburg Cherry
MW	Mahogany Walnut		

*Finish is Low Sheen

VENEER TABLES WITH VENEER (W) OR HPL (P) TOP OPTIONS

Veneer tables feature UVAdvantage, an ultra-violet finish, on all exposed surfaces by utilizing roll-coat UV technology.

Veneer tables available with Veneer (W) or HPL (P) Top. Must specify Top Material and Finish Color. Tables are available with contrasting chassis and leg colors.

AW	Artisan Walnut	LW	Legacy Walnut
AS	Asian Night^	MW	Mahogany Walnut
CO	Columbian Walnut^	MAS	Mesa Sunset*
DC	Dark Cherry	MTS	Metropolis Sky
DFW	Dark Forest Walnut	ORW	Oak Riftwood*^
EW	Espresso^	PNW	Pinnacle Walnut^
FO	Fawn Oak*	SCH	Select Cherry
GC	Golden Cherry	SKC	Shaker Cherry^
HVM	Harvest Maple^	SM	Sugar Maple^
HW	Harvest Walnut	WTA	Weathered Ash*^
HNW	Henna Walnut	WC	Williamsburg Cherry^

*Finish is Low Sheen

^HPL Color Options with Veneer Tables

TFL TABLES WITH TFL (T) OR HPL (P) TOP OPTIONS

TFL tables available with TFL (T) or HPL (P) Top. Must specify Top Material and Color.

WOODGRAIN

AS	Asian Night	PTK	Portico Teak
BW	Beigewood	RC	River Cherry
CO	Columbian Walnut	SKC	Shaker Cherry
EF	Espresso	SPW	Sepia Walnut
FLW	Florence Walnut	SBP	Smoky Brown Pear
HVM	Harvest Maple	TK	Studio Teak
KHE	Kirsche	SM	Sugar Maple
MNR	Midnight Run	WTA	Weathered Ash
NTM	Natural Marrone	WNB	White Nebbia
ORW	Oak Riftwood	WC	Williamsburg Cherry
PNW	Pinnacle Walnut		

SOLID

BL	Black	WH	Designer White
----	-------	----	----------------

INTERIOR CABINET TABLE ACCENT HPL (P) OPTIONS

Select Veneer tables feature an optional interior HPL accent color. See specific veneer tables for details.

CABL	Black	CAFK	First Kiss
CABSH	Blush	CASG	Slate Grey
CAWH	Designer White	CASV	Summer Vacation
CAFHG	Fashion Grey	CASUS	Surfin USA




TABLE POWER OPTIONS

Power Options + Locations: Specify the grommet, power, and location.





Grommet	<i>Specify</i>		\$ 52
Black	GBR60		
Silver	GSR60		
Additional Power and Grommet Accessories, See Plush seating section			
D150 Wireless Charger			\$ 405
Wireless & Three (3) USB Ports			
Black	01-DOCK150B		
White	01-DOCK150W		
D950 Wireless & USB Charger			\$ 265
Wireless Charging			
Black	01-DOCK950B		
White	01-DOCK950W		
ECA Cove			\$ 975
One (1) Electrical Power and Two (2) USB Outlets			
Black	01-COV1UBL		
Silver	01-COV1UAL		

TABLE POWER OPTIONS CONTINUE



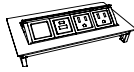

DUOBEZEL			\$ 675
Two (2) Electrical Power and Two (2) USB Outlets			
Black	01-DUOBEZELB		
White	01-DUOBEZELS		
Silver	01-DUOBEZELW		
TRIOBEZEL			\$ 725
Three (3) Electrical Power, Two (2) USB Outlets, and One (1) Open Data Port			
Black	01-TRIOBEZELB		
White	01-TRIOBEZELS		
Silver	01-TRIOBEZELW		
<i>Open Port Options for TRIOBEZEL</i>			
VGA Data Port	01-LCOMVGA		\$ 121
HDMI Data Port (Open Market Only)	01-LCOMHDMI		\$ 166
RJ45 Data Port	01-LCOMRJ45		\$ 79
DPORT4			\$ 1093
Two (2) USB Outlets, and Two (2) Open Data Port			
Aluminum	01-DPORT4A		
Black	01-DPORT4B		
<i>Port Options for DPORTS</i>			
USB Port	01-USBPORT		\$ 161
Voice Coupler	01-VOICE1		\$ 73
Data Port	01-RJ4DATA		\$ 167

TABLE POWER LOCATIONS

NONE	None	LC	Left and Centered
C	Centered	RC	Right and Centered
R	Right	LR	Left and Right
L	Left	LCR	Left, Right and Centered



L/R: 6" from ends and 12" from front


C: 22½" from ends and 12" from front

All power options available in Left, Right and Center.

Cocktail Table Shown with Metal Leg and Three TRIOBEZEL on Left and Right and Center

CERTIFICATIONS & COMPLIANCE

- CAL 117-2013 Compliance
- Intertek Sustainability Certified
- BIFMA level® Certified
- BIFMA Compliant® Certified
- TSCA Title VI (CARB) Compliance
- Contributes to LEED®, Green Globes®, and WELL® Sustainable Programs

Item	Model No.		W	D	H	Ship Wt	Cubic Ft	List Price	
	620-2445CT	Veneer/HPL	45	24	15	77	9.4	W/P\$	2169
		Veneer Chassis							
	620-2445CTT	TFL	45	24	15	77	9.4	T\$	1325
		TFL Chassis						P\$	1447
		HPL							

Shown with Metal Leg

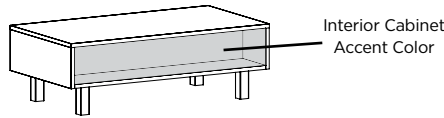
- Must Specify (in this order):
 Model #
 Top Material
 Finish/Color
 Cabinet Accent Color (Veneer Only)
 Leg
 Leg Finish/Color
 Power Location
 Power

Description

- Standard with: Metal Legs
- Chassis Available in Veneer (W) or TFL (T); See [Veneer Finishes](#) and [TFL Color Options](#) and Specify
- Top Available with Veneer (W), TFL (T) or HPL (P), See [Veneer/HPL Finishes](#) and [TFL/HPL Color Options](#) and Specify
- Primary Finish and Wood Legs Available in Contrasting Finish Colors
- 9"D Cubby Area on Both Sides of the Table
- Optional Cabinet Interior Accent Color Available on Veneer Tables Only; [See Color Options and Specify](#)
- See [Leg Options](#) and [Power Options](#)

Veneer Table Cabinet Accent Option: Specify Color & Add

Interior Cabinet Table Accent Color	Available on Veneer Tables Only;	\$ 191
	See Color Options and Specify	



For ordering options, [see overview at the beginning of this section.](#)

In partnership with Pledge, a UK-based company, we welcome Spirit.

Spirit has a refined and inviting form, and capitalizes on versatility and comfort. Complete your waiting area, welcoming lobby, or office space with Spirit tables.

CONSTRUCTION

- Non-marring nylon glides included in each leg at floor level
- Tables have 1" TFL or 1½" HPL surface thickness with 1mm PVC edge band and Square edge profile; Designer White, Sugar Maple, and Williamsburg Cherry feature ABS edge bands
- Bases are comprised of bent wire frames or hardwood legs securely attached to a metal substructure.
- Black or Aluminum Powder Coat, and Chrome wireframes
- Ships fully assembled

HOW TO ORDER EXAMPLE

Model No.	Description	Example
ST11C	Top Color	WTA
	Base	STWFA

TFL (T) AND HPL (P) LAMINATE TABLE OPTIONS

WOODGRAIN

AS	Asian Night	PNW	Pinnacle Walnut
BW	Beigewood	PTK	Portico Teak
CO	Columbian Walnut	RC	River Cherry
EF	Espresso	SCH	Select Cherry
FLW	Florence Walnut	SPW	Sepia Walnut
GC	Golden Cherry	SKC	Shaker Cherry
HVM	Harvest Maple	SBP	Smoky Brown Pear
KHE	Kirsche	TK	Studio Teak
MW	Mahogany Walnut	SM	Sugar Maple
MNR	Midnight Run	WTA	Weathered Ash
NTM	Natural Marrone	WNB	White Nebbia
ORW	Oak Riftwood	WC	Williamsburg Cherry

SOLID


BL	Black	FHG	Fashion Grey
WH	Designer White	SG	Slate Grey

TABLE BASE OPTIONS

Not all bases are available on each model. Check availability on pricing pages.

STWFA	Wireframe, Aluminum	N/C
STWFB	Wireframe, Black	N/C
STWFC	Wireframe, Chrome	\$ 59
SLBO	4-Star Wood Base, Blonde Oak	N/C
SLSPW	4-Star Wood Base, Spiced Walnut	N/C

TABLE EDGE PROFILE

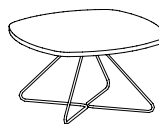


Square

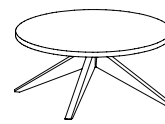
CERTIFICATIONS & COMPLIANCE

- Intertek Sustainability Certified
- BIFMA level® Certified
- BIFMA Compliant® Certified
- TSCA Title VI (CARB) Compliance
- Contributes to LEED®, Green Globes®, and WELL® Sustainable Programs

STATEMENT OF LINE

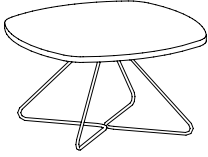


Spirit Table:
ST11C: TFL
ST11CH: HPL
[\(See Below\)](#)



Spirit Round Table:
SLT-1W: TFL
SLT-1WH: HPL
[\(See Below\)](#)

Item	Model No.		W	D	H	Ship Wt	Cubic Ft	List Price	
SPIRIT TABLE	ST11C	TFL	27	27	17	31	11.4	T\$	850
	ST11CH	HPL	27	27	17	31	11.4	P\$	1026



Must Specify (in this order):

- Model #
- Top Color
- Base Color

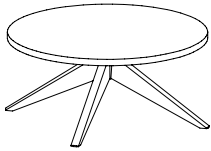
Description

- Standard with: 1" TFL Top or 1½" HPL Top ([See Top Colors and Specify](#)) and Wireframe Base (See Below)
- Features Square Edge Profile

Leg Option: Specify & Add

STWFA	Wireframe, Aluminum	N/C
STWFB	Wireframe, Black	N/C
STWFC	Wireframe, Chrome	\$ 59

SPIRIT ROUND TABLE	SLT-1W	TFL	31½	31½	14½	31	11.4	T\$	1498
	SLT-1WH	HPL	31½	31½	14½	31	11.4	P\$	1660



Must Specify (in this order):

- Model #
- Top Color
- Base Color

Description

- Standard with: 1" TFL Top or 1½" HPL Top ([See Top Colors and Specify](#)) and 4-Star Swivel Wood Base (Select Blonde Oak or Spiced Walnut)
- Features Square Edge Profile



Square

T = TFL P = HPL

For ordering options, [see overview at the beginning of this section.](#)

Surface Materials

Wood Finishes and Woodgrain, Solid, and 3D Laminates



White Nebbia (WNB)
TFL, HPL, Seating



Beigewood (BW)
TFL, HPL, Seating*



Sugar Maple (SM)
Veneer, TFL, HPL, Seating



Oak Riftwood (ORW)
Veneer*, TFL, HPL, Seating*



Kirsche (KHE)
TFL, HPL, Seating



Fawn Oak (FO)
Veneer*, Seating*



River Cherry (RC)
TFL, HPL, Seating*



Mesa Sunset (MAS)
Veneer*, Seating*



Natural Marrone (NTM)
TFL, HPL, Seating*



Studio Teak (TK)
TFL, HPL, Seating



Pinnacle Walnut (PNW)
Veneer, TFL, HPL, Seating



Golden Cherry (GC)
Veneer, HPL, Seating



Legacy Walnut (LW)
Veneer, Seating



Artisan Walnut (AW)
Veneer, Seating



Shaker Cherry (SKC)
Veneer, TFL, HPL, Seating



Select Cherry (SCH)
Veneer, HPL, Seating



Williamsburg Cherry (WC)
Veneer, TFL, HPL, Seating



Harvest Walnut (HW)
Veneer, Seating



Dark Cherry (DC)
Veneer, Seating



Mahogany Walnut (MW)
Veneer, HPL, Seating



Henna Walnut (HNW)
Veneer, Seating



Columbian Walnut (CO)
Veneer, TFL, HPL, Seating



Sepia Walnut (SPW)
TFL, HPL, Seating*



Florence Walnut (FLW)
TFL, HPL, Seating*



Dark Forest Walnut (DFW)
Veneer, Seating*




Espresso (EW/EF)
Veneer, TFL, HPL, Seating



Portico Teak (PTK)
TFL, HPL, Seating*



Weathered Ash (WTA)
Veneer*, TFL, HPL, Seating*



Smoky Brown Pear (SBP)
TFL, HPL, Seating*




Asian Night (AS)
Veneer, TFL, HPL, Seating



Midnight Run (MNR)
TFL, HPL, Seating



Metropolis Sky (MTS)
Veneer, Seating



Designer White (WH)
TFL, HPL, Seating



Fashion Grey (FHG)
TFL, HPL



Slate Grey (SG)
TFL, HPL



Black (BL)
TFL, HPL, Seating



Matte White (WH3)
3D Laminate (Iconic Only)



Concrete (CR3)
3D Laminate (Iconic Only)



Matte Black (BL3)
3D Laminate (Iconic Only)



Enamel (ENL)
HPL Accent (Iconic Only)



Blush (BSH)
HPL Accent (Iconic Only)



First Kiss (FK)
HPL Accent (Iconic Only)




Surfin USA (SUS)
HPL Accent (Iconic Only)




Summer Vacation (SV)
HPL Accent (Iconic Only)

* Finish is Low Sheen

Frosted & High Gloss Acrylics



Frosted (FSTA)



White (WHA)



Wired Mercury (WMA)




Graphite (GPA)




Black (BLA)

Solid Surfaces



Snow White (SNW)



Pebble Beach (PE)



Sedona (SE)



Arroyo (AR)




Tundra (TN)




Starry Night (SN)

Metal Options



Oyster White (OYST)



Sugar Cookie (SUGC)



Aluminum (ALUM)



Chrome (CHRM)



Mist (MIST)



Black (BLK)

Colors represented are high-resolution reproductions and may vary slightly from the actual product. To order samples, please contact our Customer Service team or order online at www.indianafurniture.com. Graining and finish colors may vary yet will continue to complement, across Veneer, HPL, TFL, and Seating products due to the inherent differences of these materials.

Indiana[®]

FURNITURE

1919 Hospitality Drive, Suite A
PO Box 270
Jasper, Indiana 47547-0270

Tel 812.482.5727

Toll 800.422.5727

Fax 812.482.9035

sales@indianafurniture.com

www.indianafurniture.com

Federal Classification: Small Business

©2024 Indiana Furniture 5/24

