

Indiana  
FURNITURE



# SEATING + OCC. TABLES

PRICING EFFECTIVE MARCH 27, 2023  
(REV. 11/27/23)

Being over a century old hasn't slowed us down! Sure, we are still the reliable, ethical company that was born in southern Indiana, steeped in quality, craftsmanship, and service. But have you seen our latest introductions? We are making a splash with design and challenging the concept of modern offices. Go ahead. Take a look. You know you want to.

## Our Pledge to People + Our Planet.

We've been making wood furniture longer than just about anyone...and we want to be doing so for a long time to come. That's a large part of why we take a stewardship approach to our resources. We believe that environmental sustainability and business profits need not be mutually exclusive. They can and should exist side by side in a mutually beneficial relationship. And for more than a century, we've been showing how it's done.

We've proven our commitment to a sustainable future by supporting the standards and programs that protect our home planet and human health. Whether it's local sourcing, reducing contaminants, implementing wellness and safety programs, or diverting waste from landfills, social responsibility is a part of every decision we make at Indiana Furniture.

One of the surest ways to reduce our impact on the planet is to make and buy things that last. And this one's a natural for us. Our products are made with craftsmanship and attention to detail that are a part of our more than a century-long legacy in wood manufacturing. And our products are backed by our 12-year warranty, which facilitates maintenance, servicing and reassembly.

All of our product lines:

- Are manufactured and assembled in the USA,
- Meet or exceed Indoor Air quality standards\*,
- Meet or exceed BIFMA level® Sustainability standards and certification\*,
- Conform to the BIFMA Compliance standards\*,
- Comply with TSCA Title VI (CARB) standards,
- and can contribute to U.S. Green Building's LEED Program.

To learn more, simply go to [www.IndianaFurniture.com/resources](http://www.IndianaFurniture.com/resources).



## Ease of Specification

Whether you're looking to specify your office spaces or simply to visualize them in the options and surface materials you are desiring, we make it easy. You can find the entire Indiana Furniture portfolio on the following third-party, space-planning platforms.



\* Recently launched or new products may still be in testing; Cush Pillows is currently not BIFMA Compliant due to no available compliance test.

<b><u>General Information &amp; Conditions of Sale</u></b>	<b><u>2</u></b>
<b><u>Warranty</u></b>	<b><u>3</u></b>
<b><u>Seating</u></b>	<b><u>5</u></b>
General Seating Information	6
<b>Amery</b> Swivel + Guest Seating (150 Series)	7
<b>Bakerstreet</b> Lounge (400 Series)	11
<b>Bliss</b> Lounge (375 Series)	13
<b>Bow Tie</b> Guest Seating + Stools (170 Series) <b>WS</b>	17
<b>Brea</b> Guest Seating (510 Series)	19
<b>Breman</b> Swivel + Guest Seating (180 Series)	21
<b>Britta</b> Guest, Lounge + Tables (230 Series) <b>WS</b>	25
<b>Cirka</b> Guest Seating (200 Series)	31
<b>Clutch</b> Task + Swivel Seating (580 Series)	33
<b>Dab</b> Multi-Purpose Seating (900 Series)	35
<b>Delphi</b> Guest + High Capacity Seating (260 Series)	41
<b>Fifteen</b> Lounge + Tables by Pledge (15 Series)	43
<b>Fifteen</b> Pods + Tables by Pledge (15 Series)	65
<b>Gleem</b> Guest + High Capacity Seating (390 Series) <b>WS</b>	77
<b>Gleem+</b> Guest + Bariatric Seating (390 Series) <b>WS</b>	83
<b>Halsted</b> Guest Seating (160 Series)	95
<b>Isla</b> Lounge + Tables (370 Series)	97
<b>Joy</b> Task + Swivel Seating (850 Series)	115
<b>Kennerly</b> Swivel + Guest Seating (130 Series)	123
<b>KickStart</b> Lounge + Tables (550 Series)	127
<b>Marquee</b> Guest Seating (420 Series) <b>WS</b>	149
<b>Natta</b> Benches, Stools + Tables by Pledge (NA Series)	151
<b>Plush</b> Lounge + Tables (620 Series)	167
<b>Polka</b> Lounge/Bench (PKL Series)	185
<b>Portia</b> Lounge (570 Series)	191
<b>Reminisce</b> Swivel + Guest Seating (110 Series)	193
<b>Rockstar</b> Task + Swivel (100 Series)	197
<b>Runna</b> Pouffes/Lounge by Pledge (RU Series)	201
<b>Spirit</b> Guest, Lounge & Tables by Pledge (S Series)	203
<b>Trift</b> Guest Seating (980 Series)	209
<b>Triple Play</b> Multi-Height Lounge/Bench (3 Series)	215
<b>Vive</b> Guest Seating (300 Series)	217
<b><u>Accents</u></b>	<b><u>219</u></b>
Cush Pillows	220
<b><u>COM/COL &amp; Graded-In Programs</u></b>	<b><u>223</u></b>
<b><u>Occasional Tables</u></b>	<b><u>246</u></b>
General Occasional Tables Information	248
<b>Arlington</b> End, Lamp + Magazine Tables (2900 Series)	249
<b>Bailey</b> End + Cocktail Tables (720 Series)	251
<b>Britta</b> End + Cocktail (230 Series)	255
<b>Canvas</b> End + Magazine Tables (6600 Series)	257
<b>Cicero</b> End, Lamp, Magazine + Console Tables (290 Series)	259
<b>Gesso</b> End + Magazine Tables (6500 Series)	261
<b>Isla</b> End, Lamp + Magazine Tables (370 Series)	263
<b>Jefferson</b> End, Lamp & Magazine Tables (4600 Series)	267
<b>Jot</b> Auxiliary, End, Cocktail + Console Tables (410 Series)	269
<b>Madera</b> End, Lamp + Magazine Tables (1400 Series)	273
<b>Me, Myself &amp; I</b> Tables by Pledge (MMI Series)	275
<b>Phoenix</b> End + Magazine Tables (2100 Series)	277
<b>Plush</b> Cocktail Tables (620 Series)	279
<b>Spirit</b> Tables by Pledge (S Series)	283

## ORDERING INFORMATION

All orders should be emailed to [neworders@indianafurniture.com](mailto:neworders@indianafurniture.com).  
Orders can be faxed to 812-482-9035 or mailed to:

Indiana Furniture  
P.O. Box 270, 1919 Hospitality Dr., Ste. A  
Jasper, IN 47547-0270

## ORDER PROCEDURE

All orders must include purchase order number, billing address, ship-to address and phone number, and any special instructions.

When ordering casegoods or tables, give complete quantity, model number, finish and any other options.

When ordering seating, give complete quantity, model number, finish, fabric and any other options.

Within each series, an example of "How to Order" is illustrated at the beginning of each series section. For further clarification of order procedure, contact Customer Service.

## PRICING

All prices shown are suggested retail prices F.O.B. Point of Origin, freight prepaid and allowed to one continental US destination. Prices, specifications and materials are subject to change without notice. Possession and/or distribution of this price list does not in itself constitute an offer to sell. Orders can be received only from authorized Indiana Furniture dealers. Orders will be billed at prices prevailing at time of shipment, unless acknowledged prior to the effective date of the price change, in which case billing will be at the price acknowledged.

## ACKNOWLEDGMENT

All orders will be acknowledged promptly, showing how the order was entered, its approximate shipping date and other pertinent information. This acknowledgment is the final agreement between the customer and Indiana Furniture and is the exclusive statement of the terms thereof. Please examine this acknowledgment carefully and advise Indiana Furniture immediately of any discrepancies.  
Note: Shipping fees will not be listed on the acknowledgment.

## BUYER'S OBLIGATION: RIGHTS OF SELLER

If Indiana Furniture shall at any time doubt Buyer's financial responsibility, Indiana Furniture may decline to make shipments hereunder except upon receipt of cash payment in advance or security or other proof of responsibility satisfactory to Indiana Furniture. If buyer fails in any way to fulfill the terms and conditions set forth herein, Indiana Furniture may defer shipments until such default is corrected. Remedies provided herein shall be in addition to, and not in lieu of other remedies. Buyer agrees to abide by payment terms as listed on invoice. Buyer shall pay all reasonable costs and expenses, including attorney and collection fees, and late fees, incurred by Seller in connection with any amounts due for goods ordered.

## CANCELLATIONS AND CHANGES

Due to immediate production on build-to-order items, all orders are considered firm and are not subject to cancellation or change without approval from Indiana Furniture. All approved changes are subject to additional charges and revised lead times.

## PRODUCT DESIGN AND SPECIFICATION CHANGES

Indiana Furniture reserves the right to make changes in design and construction or discontinue products without prior notice.

## REPAIR CHARGES

Indiana Furniture will only pay repair charges if Customer Service gives prior written authorization. No repair charge will be paid without advance approval at which time you will be issued a repair authorization number that will allow you to invoice Indiana Furniture for the completed work.

## WAREHOUSE STORAGE CHARGES

If a shipment is held beyond 14 calendar days at your request, a **.084% per calendar day** (2.52% per month) storage charge will be assessed. The effective date will be 14 calendar days after the acknowledged ship date. Further, the prices applied to the order will be those in effect at the time of shipment.

## DAMAGED MERCHANDISE

The consignee is responsible for filing claims with the carrier for damage and shortages. Claims for both obvious and concealed damage must be filed within 15 calendar days, and the damaged merchandise must not have been moved from the original receiving location. All damaged merchandise, including the cartons and packing materials, must be retained for inspection by either the carrier or by an Indiana Furniture Sales Representative. Indiana Furniture reserves the right to select the most cost effective way to repair or replace the damaged item. Once you have notified the carrier, please contact Customer Service for further assistance.

# GENERAL INFORMATION & CONDITIONS OF SALE

**Obvious Damage/Missing Cartons** — Do not refuse merchandise damaged in transit. Indiana Furniture recommends the consignee inspect all merchandise upon arrival. If a shipment is received damaged or short, note all information on carrier's copy and your copy of freight bill and delivery receipt. Notify the delivering carrier and file a claim immediately. Pending the results of your claim, either Indiana Furniture or the carrier will cover 100% of the cost to repair or replace the damaged or missing item.

**Concealed Damage** — If concealed damage is discovered, notify the delivering carrier at once and request an inspection. This must be done within 15 calendar days of delivery. If the carrier will not perform the inspection, you should prepare an affidavit that you contacted them, noting the time and date, and that they failed to comply with your request. This, along with the other papers in your possession, will support the claim. Pending the results of your claim, the cost to repair or replace the item will be covered 1/3 by the carrier and 2/3 by Indiana Furniture for shipments less than a full truckload and 100% by Indiana Furniture for shipments of full truck loads.

## RETURN MERCHANDISE

Merchandise will not be accepted for return without a RGA (Return Goods Authorization) issued by Indiana Furniture. We will consider issuing RGAs for the following reasons:

1. Manufacturing defect (inspected by Indiana Furniture representative)
2. Indiana Furniture order processing error
3. Shipping error
4. Mis-marked cartons
5. Duplicated shipments

If you have any questions as to whether your reason for return qualifies for consideration, please contact your Customer Service Representative. Merchandise must be returned within 60 days of the RGA issued date, or within 60 days upon receipt of replacement product to receive credit. Returns due to mis-marked cartons must also be returned in the original cartoning, with shipping labels intact, to receive credit.

**All merchandise being returned must be properly packed and protected to ensure no further damage is incurred during transportation back to an Indiana Furniture facility. Upon receipt, all returned merchandise will be thoroughly inspected and the results compared to the reason for return stated on the RGA. Any discrepancies, such as additional damage, signs of usage, missing parts, etc., will result in an adjustment to the amount of credit issued.**

## DELIVERY AND FREIGHT CHARGES

All shipments are F.O.B. Point of Origin, Jasper, IN, freight prepaid and allowed dock to dock on 53' trailer. Ownership and responsibility of the merchandise becomes that of the buyer upon delivery to the freight company. Shipments into Alaska, Hawaii, Canada, Mexico, Puerto Rico and other exports are freight prepaid and allowed to port of exit.

Indiana Furniture reserves the right to select the most appropriate carrier and routing on all shipments. Indiana Furniture will attempt to accommodate requests for favored carriers and delivery times. Deliveries requested Monday through Thursday, after 3pm, will be assessed a \$300 per truck after hours fee. Deliveries requested after 3pm on Friday or on weekends, will be assessed a \$600 per truck weekend delivery fee.

Inside delivery and installation services are not included in the pricing shown. Any deviation from dock-to-dock delivery, such as but not limited to, non-dock, residential, or inside delivery must be specified on the order. Should these services be requested or required, all charges incurred will be charged to the "Sold To" of the order.

Shipments totaling less than \$3000 (net value, product only) will be assessed a small order fee of \$300 net per shipment. This fee will be reduced for items shipped via small package carriers. For order shipments of \$100 or less, shipped by small package carrier, the fee is \$18. For order shipments over \$100, shipped by small package carrier, the fee is \$40. All shipping fees will be added at the time of invoicing.

## BIFMA AND ANSI TESTING

Indiana Furniture is a member of the Business and Institutional Furniture Manufacturer's Association (BIFMA). Tests developed by the BIFMA and approved by the American National Standards Institute (ANSI) determine the strength and durability of casegoods and seating in its everyday use. Although this testing does not serve as a warranty or guarantee, Indiana Furniture products within this price list have been tested by an independent verifying body and meet or exceed applicable BIFMA and ANSI standards.

Subject to the limitations set forth in this warranty, Indiana Furniture Industries, Inc. (“**Indiana Furniture**”) warrants to the original purchaser all product in this price list (“**Product**”) to be free from defects in material and workmanship given normal use for a 12-year period from the date of manufacture. During the applicable warranty period, Indiana Furniture, as its sole obligation, will repair or replace (in Indiana Furniture’s sole discretion) any Product, part, or component covered by this warranty and sold after May 13, 2024, which fails under normal use as a result of a defect in material or workmanship. Normal use is defined as the equivalent of a single shift, 40-hour work week. Indiana Furniture will repair or replace the defective Product, part, or component with a comparable Product, part, or component.

**Warranty periods are limited** for certain Products and parts as follows:

**12-year Warranty** (from the date of manufacture)

- Seating Mechanisms
- Veneers
- Laminates
- Casters and Glides

**7-year Warranty** (from the date of shipment)

- Pneumatic Table Lift
- Electric Table Lift

**5-year Warranty** (from the date of manufacture)

- Triple Play Series
- Electrical Components
- Pneumatic Cylinders
- Textiles, Foam, and Decorative Trim
- Swivel Arm Pads
- Keyboard Kits
- Lighting
- All Height Adjustable Mechanisms

**3-year Warranty** (from date of shipment)

- Dock 950 Wireless Charger
- Dock 150 Wireless and USB Charger

**THIS WARRANTY DOES NOT COVER:**


- Damage caused by a carrier or third party
- Normal or routine wear and tear
- Appearance, durability, quality, behavior, colorfastness, or any other attribute of customer’s own materials or any non-standard Indiana Furniture material (including CF Stinson, Maharam, Momentum, Mayer, UltraFabrics, Architex, and other alliance programs) specified by the customer and applied to a Product
- Color, grain or texture of wood, laminate and other covering materials
- Changes in wood or fabric color due to aging or exposure to light

As the manufacturer of the Product, Indiana Furniture stands behind its craftsmanship and pledges to do everything it can to reasonably resolve, as quickly as possible, any problems you may have with the Product within the terms and conditions of this warranty.

If you encounter a defect covered by the foregoing warranty, contact the dealer from whom you purchased the Product. If the dealer is unable to resolve your warranty issues, you should contact Indiana Furniture. Please ensure that you have all of the pertinent facts when contacting the dealer or Indiana Furniture, including the model number and factory order number from the inspection label attached to the Product.

INDIANA FURNITURE IS NOT PROVIDING, AND SPECIFICALLY DISCLAIMS, ANY OTHER WARRANTIES FOR THE PRODUCTS, EXPRESS OR IMPLIED, INCLUDING ANY IMPLIED WARRANTY OF MERCHANTABILITY OR FITNESS FOR A PARTICULAR PURPOSE. INDIANA FURNITURE SHALL NOT BE LIABLE TO THE PURCHASER OR ANY THIRD PARTY FOR CONSEQUENTIAL, INCIDENTAL, INDIRECT, OR SPECIAL DAMAGES, INCLUDING, WITHOUT LIMITATION, DAMAGES ARISING OUT OF OR RESULTING IN ANY MALFUNCTIONS, DELAYS, LOSS OF PROFIT, INTERRUPTION OF BUSINESS, PERSONAL INJURY, BODILY INJURY, DEATH, DISMEMBERMENT, OR PROPERTY DAMAGE.

Indiana Furniture Industries, Inc.  
Attn: Customer Service  
1919 Hospitality Dr., Ste. A  
P.O. Box 270  
Jasper, Indiana 47547-0270  
800.422.5727  
Fax 812.482.9035  
custserv@indianafurniture.com



# Seating

### GRADED-IN PROGRAMS

As a special service to our customers, Indiana Furniture has graded-in upholsteries from multiple fabric partners.

For the entire list of graded-in patterns, memo sample information and contact information, please see the list below and the [COM/ COL Graded-In section](#) for more details.

- Anzea
- Arc-Com
- Architex
- CF Stinson
- Camira
- Carnegie
- Concertex
- Cortina
- Designtex
- Guilford of Maine
- Green Hides
- KnollTextiles
- Maharam
- Mayer
- Momentum
- Pallas Textiles
- Spradling
- Ultra Fabrics

### PHOTOGRAPHIC FABRIC CARDS

The fabrics represented on Indiana Furniture photographic cards were reproduced using the finest technology available. Each Indiana Furniture photo card has an 800 phone # for your use while ordering free fabric swatches or samples. Please verify your desired fabric before ordering as such orders are not subject to return to Indiana Furniture.

### FABRIC REPEATS

Indiana Furniture will make every attempt to match obvious patterns within a single chair from the seat to the back, vertically and horizontally.

Matching fabric patterns from chair to chair may require extra yardage and must be noted on the order to avoid delays in shipments. If the order will require COM to be matched from chair to chair, please contact Customer Service at 800-422-5757 to optimize the yardage for multiple quantities and pattern matching.

### FRAMES & GLIDES

All wood frame chairs feature kiln-dried hardwoods which are double-doweled, securely glued, and screwed for maximum joint stability.

Guest chairs ship with nylon glides as standard. Felt glides (FELT) are also available on many of our wood Guest Chairs at no additional charge. Must be specified on the order.

### UPHOLSTERY FOAM

All Indiana Furniture chairs consist of a high grade polyurethane foam that meets CAL 117-2013.

### FINISH

Indiana Furniture standard seating finishes correspond to casegoods and conferencing finishes and laminates. Minor variations in finish color and value may occur due to the natural characteristics of wood. Consult this price list for specific finish availability within each series.

**Special Finishes:** Indiana Furniture is able to accommodate our customer's needs for specific finish matches. Please submit a 3"x5" sample panel to Customer Service for quotation and lead time.

### FINISH CONTINUED

All Indiana Furniture Chairs feature a catalyzed varnish finish which offers lasting beauty and resistance to normal wear.

Tables will feature our UVAdvantage finish or a catalyzed varnish finish. See individual series for specific information.

An overview of our finishes and laminate options can be found on the inside of the back cover of this price list.

### CASTERS & NAIL TRIM

Indiana Furniture contemporary swivel chairs are standard with black hooded dual wheel carpet casters.

All Indiana Furniture traditional seating has brass accents (casters and nail trim) where applicable. Silver accents are available. Please specify (SLVR) at no additional charge.

In addition, some of our traditional seating is available with no nail trim as requested (NONT) at no additional charge. Must be specified on order.

### CONTROL OPTIONS

See individual series within this price list for control options and pricing.

### Knee-Tilt Control

The Knee-Tilt control features a heavy-duty torsion bar or a spring tension control which allows variable tension for different body sizes and weights, and minimal rise of the seat's front edge. This allows the user's feet to remain planted while reclining to a relaxing position.

### CAL 133 CERTIFICATION

California Technical Bulletin 133 (TB133 or CAL133) is a composite fire test for fully-assembled seating manufactured for use in certain public buildings. As such, the certification is specific to the fabric that is used in conjunction with the frame and the barrier. Many Indiana Furniture seating products, in combination with some of our standard fabrics, can be manufactured to meet the requirements for certification. Depending on the frame style, a fire-retardant barrier or fire-retardant foam will be incorporated in the chair construction to provide the best opportunity for a successful CAL133 burn test.

The cost of the test is \$1052 (net) which includes the test, freight to the test facility and the fully-assembled test sample. Once payment has been made, please allow approximately 6-8 weeks for the production of the chair and the completion of the test. Once we receive the successful certification, the order may be placed allowing for 1 week extra lead time using the "CAL" prefix on the model number with an upcharge of \$159 list per chair. Please contact Customer Service at 800.422.5727 to order the test.

If you do not need the actual Certification, but wish to have the chairs manufactured to meet the regulation, we can upholster the chair using the fire-retardant components at the \$154 list upcharge per chair. Please order the appropriate frame allowing for 1 week extra lead time, using the "CAL" prefix in front of the model number.

CAL	California Test Cost (NET)	\$ 1122
	Up Charge Per Chair	\$ 170

Please note that if you wish to have Certification on a COM material, Indiana Furniture must approve the fabric according to the COM policy as well.



Alluring curves, optional tufted craftsmanship, intricate wood detailing, and precisely placed trim nails make Amery a showpiece of fine traditional design. Swivels feature swivel-tilt control with pneumatic height adjustment. Solid hardwood frames provide for a smooth and radiant finish.

### CONSTRUCTION

- Exposed wood components are manufactured using select maple and are free of spirits, discoloration, pits, shakes, and wormholes
- All chair joints are double-doweled or mortised and tenoned, screwed, and glued for maximum strength and durability
- All seats feature corner blocking
- Frames are individually hand assembled and sanded prior to being finished
- Non-marring nylon glides included in each leg at floor level
- If applicable, caster options include hooded casters available in black, brass and silver or choose black soft casters for hard surfaces
- High Grade Polyurethane Foam, 1½" thick in the seat and back
- Textiles are sewn with double stitch seams
- High quality sinuous springs with weight distribution rods ensure a comfortable seating application
- Rated for users up to 275lbs
- Ships fully assembled

### HOW TO ORDER EXAMPLE

Model No.	Description	Example
154TB	Finish	LW
	Upholstery	Cortina Caprone Snow
	Nail Trim	NABRS
	Control	STD
	Caster	BRCS
	Glide Option	-

### WOOD FINISHES

Indiana Furniture uses a multi-step, hand finishing process on all exposed wood frames.

Chairs feature a catalyzed varnish finish which offers durability, lasting beauty, and resistance to normal wear.

AW	Artisan Walnut	MAS	Mesa Sunset*
AS	Asian Night	MTS	Metropolis Sky
BW	Beigewood*	MNR	Midnight Run
BL	Black	NTM	Natural Marrone*
CO	Columbian Walnut	ORW	Oak Riftwood*
DC	Dark Cherry	PNW	Pinnacle Walnut
DFW	Dark Forest Walnut*	PTK	Portico Teak*
WH	Designer White	RC	River Cherry*
EF	Espresso	SCH	Select Cherry
FO	Fawn Oak*	SPW	Sepia Walnut*
FLW	Florence Walnut*	SKC	Shaker Cherry
GC	Golden Cherry	SBP	Smoky Brown Pear*
HW	Harvest Walnut	TK	Studio Teak
HNW	Henna Walnut	SM	Sugar Maple
KHE	Kirsche	WTA	Weathered Ash*
LW	Legacy Walnut	WNB	White Nebbia
MW	Mahogany Walnut	WC	Williamsburg Cherry

\* Finish is Low Sheen

### UPHOLSTERY OPTIONS

Available in single upholstery in a wide variety of graded-in or contract options, including fabric, vinyl, and leather.

### NAIL TRIM OPTIONS

NABRS	Brass Nail Trim	STD
NSLVR	Silver Nail Trim	\$ N/C
NONT	No Nail Trim	\$ N/C

### CONTROL OPTIONS (IF APPLICABLE)

STD	Swivel-Tilt with Adjustable Tension Spring	STD
KT	Knee-Tilt Control	\$ 289

### CASTER OPTIONS (IF APPLICABLE)

BRCS	Brass Hooded Casters	STD
BLCS	Black Hooded Casters	\$ N/C
SLCS	Silver Hooded Casters	\$ N/C
BHC	Black Soft Caster for Hard Surfaces	\$ N/C

### GLIDE OPTIONS (FOR MODELS WITHOUT CASTERS)


STD	Nylon Glides	STD
FELT	Felt Glides	\$ N/C

### CERTIFICATIONS & COMPLIANCE


- CAL 117-2013 Compliance
- Intertek Sustainability Certified
- BIFMA level® Certified
- BIFMA Compliant® Certified
- TSCA Title VI (CARB) Compliance
- US Green Building's LEED® Contribution




Tufted High Back  
Swivel: 154TB  
[\(See Details\)](#)




Tufted Mid  
Back Swivel: 152TB  
[\(See Details\)](#)



Tufted High  
Back Guest: 155TB  
[\(See Details\)](#)



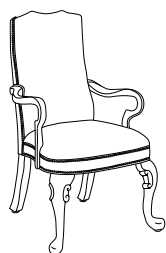
Tufted Mid  
Back Guest: 156TB  
[\(See Details\)](#)




High  
Back Swivel: 154  
[\(See Details\)](#)



Mid  
Back Swivel: 152  
[\(See Details\)](#)



High  
Back Guest: 155  
[\(See Details\)](#)



Mid  
Back Guest: 156  
[\(See Details\)](#)

Item	Model No.	Chair Width	Chair Depth	Chair Height	Seat Width	Seat Depth	Seat Height	Arm Height	Ship Wt	Cubic Ft
TUFTED HIGH BACK SWIVEL	154TB	26½	28½	41-45	20½	17	19-22½	26-30	62	20



**Description**

- Standard with: Swivel Tilt Control with Adjustable Tension, Pneumatic Height Adjustment, Tufted Back, Brass Nail Trim, 5-Star Base with Decorative Hardwood Caps, and Brass Hooded Dual Wheel Casters
- Four Caster Options ([See Caster Details](#))
- Knee-Tilt Control Option

Must Specify (in this order):

- Model #
- Finish
- Upholstery
- Nail Trim
- Control
- Caster

List Price/Grade	Yards	COM/1	2	3	4	5	6	7	8	9	10	L1	L2
Single Upholstery	3.75	\$ 3053	3241	3402	3556	3792	4032	4373	4726	5142	5618	4249	4759

TUFTED MID BACK SWIVEL	152TB	26½	28½	37-41	20½	17	19-22½	26-30	52	23.2
------------------------	-------	-----	-----	-------	-----	----	--------	-------	----	------



**Description**

- Standard with: Swivel Tilt Control with Adjustable Tension, Pneumatic Height Adjustment, Tufted Back, Brass Nail Trim, 5-Star Base with Decorative Hardwood Caps, and Brass Hooded Dual Wheel Casters
- Four Caster Options ([See Caster Details](#))
- Knee-Tilt Control Option

Must Specify (in this order):

- Model #
- Finish
- Upholstery
- Nail Trim
- Control
- Caster

List Price/Grade	Yards	COM/1	2	3	4	5	6	7	8	9	10	L1	L2
Single Upholstery	3.25	\$ 2966	3129	3268	3402	3606	3814	4110	4416	4776	5189	4003	4445

TUFTED HIGH BACK GUEST	155TB	26½	29½	41½	20½	17	18½	27¼	42	26.5
------------------------	-------	-----	-----	-----	-----	----	-----	-----	----	------



**Description**

- Standard with: Tufted Back, Brass Nail Trim, and Nylon Glides
- Optional Silver Trim

Must Specify (in this order):

- Model #
- Finish
- Upholstery
- Nail Trim
- Glide

List Price/Grade	Yards	COM/1	2	3	4	5	6	7	8	9	10	L1	L2
Single Upholstery	3.75	\$ 2518	2706	2867	3021	3257	3497	3838	4191	4607	5083	3714	4224

TUFTED MID BACK GUEST	156TB	26½	29½	35½	20½	17	18½	27¼	32	20.7
-----------------------	-------	-----	-----	-----	-----	----	-----	-----	----	------



**Description**

- Standard with: Tufted Back, Brass Nail Trim, and Nylon Glides
- Optional Silver Trim

Must Specify (in this order):

- Model #
- Finish
- Upholstery
- Nail Trim
- Glide

List Price/Grade	Yards	COM/1	2	3	4	5	6	7	8	9	10	L1	L2
Single Upholstery	3.25	\$ 2385	2548	2687	2821	3025	3233	3529	3835	4195	4608	3422	3864

For ordering options, [see overview at the beginning of this section.](#)

Item	Model No.	Chair Width	Chair Depth	Chair Height	Seat Width	Seat Depth	Seat Height	Arm Height	Ship Wt	Cubic Ft
HIGH BACK SWIVEL	154	26½	28½	41-45	20½	17	19-22½	26-30	62	20



Must Specify (in this order):

- Model #
- Finish
- Upholstery
- Nail Trim
- Control
- Caster

**Description**

- Standard with: Swivel Tilt Control with Adjustable Tension, Pneumatic Height Adjustment, Brass Nail Trim, 5-Star Base with Decorative Hardwood Caps, and Brass Hooded Dual Wheel Casters
- Four Caster Options ([See Caster Details](#))
- Knee-Tilt Control Option

List Price/Grade	Yards	COM/1	2	3	4	5	6	7	8	9	10	L1	L2
Single Upholstery	2.50	\$ 2841	2966	3074	3176	3334	3494	3721	3956	4234	4551	3639	3979

MID BACK SWIVEL	152	26½	28½	37-41	20½	17	19-22½	26-30	52	23.2
-----------------	-----	-----	-----	-------	-----	----	--------	-------	----	------



Must Specify (in this order):


- Model #
- Finish
- Upholstery
- Nail Trim
- Control
- Caster

**Description**

- Standard with: Swivel Tilt Control with Adjustable Tension, Pneumatic Height Adjustment, Brass Nail Trim, 5-Star Base with Decorative Hardwood Caps, and Brass Hooded Dual Wheel Casters
- Four Caster Options ([See Caster Details](#))
- Knee-Tilt Control Option

List Price/Grade	Yards	COM/1	2	3	4	5	6	7	8	9	10	L1	L2
Single Upholstery	2.50	\$ 2719	2844	2952	3054	3212	3372	3599	3834	4112	4429	3517	3857

HIGH BACK GUEST	155	26½	29½	41½	20½	17	18½	27¼	42	26.5
-----------------	-----	-----	-----	-----	-----	----	-----	-----	----	------



Must Specify (in this order):

- Model #
- Finish
- Upholstery
- Nail Trim
- Glide

**Description**

- Standard with: Brass Nail Trim
- Optional Silver Trim

List Price/Grade	Yards	COM/1	2	3	4	5	6	7	8	9	10	L1	L2
Single Upholstery	2.50	\$ 2355	2480	2588	2690	2848	3008	3235	3470	3748	4065	3153	3493

MID BACK GUEST	156	26½	29½	35½	20½	17	18½	27¼	32	20.7
----------------	-----	-----	-----	-----	-----	----	-----	-----	----	------



Must Specify (in this order):

- Model #
- Finish
- Upholstery
- Nail Trim
- Glide

**Description**

- Standard with: Brass Nail Trim
- Optional Silver Trim

List Price/Grade	Yards	COM/1	2	3	4	5	6	7	8	9	10	L1	L2
Single Upholstery	2.50	\$ 2195	2320	2428	2530	2688	2848	3075	3310	3588	3905	2993	3333

For ordering options, [see overview at the beginning of this section.](#)

From lounge areas to private offices to conference settings, the Bailey Collection can make a statement. Single seat chairs are available with a pedestal base, swivel base with casters, and four leg base. Bailey tables are offered in a wide range of veneers and laminates with two edge profiles, while seating options are available in contrasting upholsteries. The stylish ottoman finishes out the collection.

**CONSTRUCTION**

- High Grade Polyurethane Foam, 2¼" thick in the seat and 1 - 1¼" in the tapered back
- Bases for both seating and tables are manufactured using steel frames with a chrome finish
- The wood veneer tops are made of select grade sliced Black Walnut, Cherry, Maple, or composite veneers for maximum grain and color consistency
- Veneer tops are ¾" with 1mm veneer edge bands
- Laminate tops are ¾" with 1mm PVC edge bands; Designer White, Sugar Maple, and Williamsburg Cherry feature ABS rims
- Chairs rated for users up to 275lbs
- Chairs and tables ship fully assembled

**HOW TO ORDER EXAMPLE**

**SWIVEL, GUEST, AND LOUNGE**

Model No.	Description	Example
728	Primary Upholstery	CF Stinson Rivera Moss
	Accent Upholstery	CF Stinson Passport Ghost
	Casters	CASTC

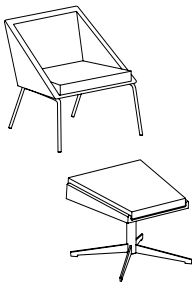
**TABLES**

Model No.	Description	Example
720-3030SQ	Finish	TK

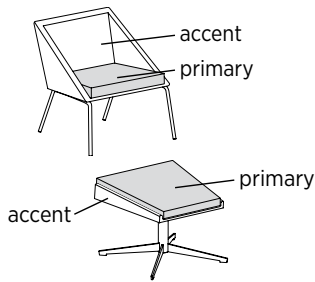
**UPHOLSTERY OPTIONS**

Available in single or contrasting upholsteries in a wide variety of graded-in or contract options, including fabric, vinyl, and leather. Due to the angular design, stripes and patterns are not recommended.

**Single Upholstery**



**Contrasting Upholstery**



**CASTERS/GLIDES (FOR SWIVEL CHAIR)**

STD	Black Casters		STD
CASTC	Chrome Carpet Casters	\$	68
CHRC	Chrome Rimmed Hard Surface Caster with Roll Control	\$	385
SOFT	Black Hard Surface Casters	\$	N/C
GLIDE	Black Glides	\$	N/C

**TFL (T) AND HPL (P) LAMINATE OPTIONS ON TABLES**

**WOODGRAIN**

AS	Asian Night	PNW	Pinnacle Walnut
BW	Beigewood	PTK	Portico Teak
CO	Columbian Walnut	RC	River Cherry
EF	Espresso	SCH	Select Cherry^
FLW	Florence Walnut	SPW	Sepia Walnut
GC	Golden Cherry^	SKC	Shaker Cherry
KHE	Kirsche	SBP	Smoky Brown Pear
MW	Mahogany Walnut^	TK	Studio Teak
MNR	Midnight Run	SM	Sugar Maple
NTM	Natural Marrone	WTA	Weathered Ash
ORW	Oak Riftwood	WNB	White Nebbia
^ HPL only		WC	Williamsburg Cherry

**SOLID**

BL	Black	FHG	Fashion Grey
WH	Designer White	SG	Slate Grey

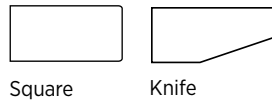
**VENEER (W) OPTIONS AVAILABLE ON TABLES**

Veneer tops feature UVAdvantage, an ultra-violet finish, on all exposed surfaces by utilizing roll-coat UV technology

AW	Artisan Walnut	MW	Mahogany Walnut
AS	Asian Night	MAS	Mesa Sunset*
CO	Columbian Walnut	MTS	Metropolis Sky
DC	Dark Cherry	ORW	Oak Riftwood*
DFW	Dark Forest Walnut	PNW	Pinnacle Walnut
EF	Espresso	SCH	Select Cherry
FO	Fawn Oak*	SKC	Shaker Cherry
GC	Golden Cherry	SM	Sugar Maple
HW	Harvest Walnut	WTA	Weathered Ash*
HNW	Henna Walnut	WC	Williamsburg Cherry
LW	Legacy Walnut		

\* Finish is Low Sheen

**TABLE EDGE PROFILES**



Square

Knife

**CERTIFICATIONS & COMPLIANCE**

- CAL 117-2013 Compliance
- Intertek Sustainability Certified
- BIFMA level® Certified
- BIFMA Compliant® Certified
- TSCA Title VI (CARB) Compliance
- US Green Building's LEED® Contribution

**Seating + Tables**



Swivel Chair with Casters: 728  
[\(See Details\)](#)




Single Seat with 4-Leg Base: 720  
[\(See Details\)](#)



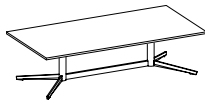
Single Seat with 4-Star Pedestal Base: 721  
[\(See Details\)](#)



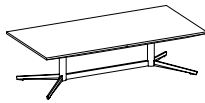
Ottoman: 721-2120OT  
[\(See Details\)](#)



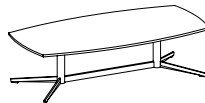
Enhance your space with Cush Pillows. [See Product Details.](#)



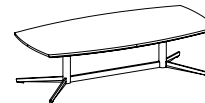
Rectangular Cocktail Table (Square Edge)  
720-2550RT (TFL)  
720-2550RTH (HPL)  
719-2550ORT (Veneer)  
[\(See Details\)](#)



Rectangular Cocktail Table (Knife Edge)  
720-2550RTKH (HPL)  
719-2550RTK (Veneer)  
[\(See Details\)](#)



Soft Rectangular Cocktail Table (Square Edge)  
720-2550SRT (TFL)  
720-2550SRTH (HPL)  
719-2550SRT (Veneer)  
[\(See Details\)](#)



Soft Rectangular Cocktail Table (Knife Edge)  
720-2550SRTKH (HPL)  
719-2550SRTK (Veneer)  
[\(See Details\)](#)



Square Cocktail Table (Square Edge):  
720-3030SQ (TFL)  
720-3030SQH (HPL)  
719-3030SQ (Veneer)  
[\(See Details\)](#)



Square Cocktail Table (Knife Edge):  
720-3030SQKH (HPL)  
719-3030SQK (Veneer)  
[\(See Details\)](#)



Soft Square Cocktail Table (Square Edge):  
720-3030SSQ (TFL)  
720-3030SSQH (HPL)  
719-3030SSQ (Veneer)  
[\(See Details\)](#)



Soft Square Cocktail Table (Knife Edge):  
720-3030SSQKH (HPL)  
719-3030SSQK (Veneer)  
[\(See Details\)](#)



Square End Table (Square Edge)  
720-2020ET (TFL)  
720-2020ETH (HPL)  
719-2020ET (Veneer)  
[\(See Details\)](#)



Square End Table (Knife Edge)  
720-2020ETKH (HPL)  
719-2020ETK (Veneer)  
[\(See Details\)](#)



Soft Square End Table (Square Edge)  
720-2020SET (TFL)  
720-2020SETH (HPL)  
719-2020SET (Veneer)  
[\(See Details\)](#)



Soft Square End Table (Knife Edge)  
720-2020SETKH (HPL)  
719-2020SETK (Veneer)  
[\(See Details\)](#)

Item	Model No.	Chair Width	Chair Depth	Chair Height	Seat Width	Seat Depth	Seat Height	Arm Height	Ship Wt	Cubic Ft
SWIVEL CHAIR WITH CASTERS	728	26	28¼	30¾-34½	18¼	18¾	18-21¾	18-34½	59	24.0



Must Specify (in this order):

- Model #
- Primary Upholstery
- Accent Upholstery
- Caster

**Description**

- Standard with: Height Adjustable Chrome 5-Star Base and Black Casters
- Available with Contrasting Upholstery ([See Details](#))
- Stripes and Patterns are Not Recommended
- Also available with Soft Wheel Casters or Glides; Must Specify, [See Options](#)

List Price/Grade	Yards	COM/1	2	3	4	5	6	7	8	9	10	L1	L2
Single Upholstery	3.75	\$ 2258	2446	2607	2761	2997	3237	3578	3931	4347	4823	3454	3964
Contrasting Upholstery													
Primary	0.75	\$ 2258	2296	2328	2359	2406	2454	2522	2593	2676	2771	2497	2599
Accent	3.00	\$ 0	150	279	402	591	783	1056	1338	1671	2052	957	1365

SINGLE SEAT WITH 4-LEG BASE	720	26	28¼	30¼	18¼	18¾	18	18-30¼	59	24.0
-----------------------------	-----	----	-----	-----	-----	-----	----	--------	----	------



Must Specify (in this order):

- Model #
- Primary Upholstery
- Accent Upholstery

**Description**

- Standard with: Chrome Legs
- Available with Contrasting Upholstery ([See Details](#))
- Stripes and Patterns are Not Recommended

List Price/Grade	Yards	COM/1	2	3	4	5	6	7	8	9	10	L1	L2
Single Upholstery	3.75	\$ 2078	2266	2427	2581	2817	3057	3398	3751	4167	4643	3274	3784
Contrasting Upholstery													
Primary	0.75	\$ 2078	2116	2148	2179	2226	2274	2342	2413	2496	2591	2317	2419
Accent	3.00	\$ 0	150	279	402	591	783	1056	1338	1671	2052	957	1365

SINGLE SEAT WITH 4-STAR PEDESTAL BASE	721	26	28¼	29¼	18¼	18¾	18	18-30¼	59	24.0
---------------------------------------	-----	----	-----	-----	-----	-----	----	--------	----	------



Must Specify (in this order):

- Model #
- Primary Upholstery
- Accent Upholstery
- Optional Auto-Return

**Description**

- Standard with: Fixed Star Chrome Pedestal Base
- Available with Contrasting Upholstery ([See Details](#))
- Stripes and Patterns are Not Recommended
- Optional Auto-Return Swivel Base, See Below

List Price/Grade	Yards	COM/1	2	3	4	5	6	7	8	9	10	L1	L2
Single Upholstery	3.75	\$ 2294	2482	2643	2797	3033	3273	3614	3967	4383	4859	3490	4000
Contrasting Upholstery													
Primary	0.75	\$ 2294	2332	2364	2395	2442	2490	2558	2629	2712	2807	2533	2635
Accent	3.00	\$ 0	150	279	402	591	783	1056	1338	1671	2052	957	1365

**Optional Auto-Return Swivel Base: Specify & Add**

RF	Auto-Return Swivel												\$ 58
----	--------------------	--	--	--	--	--	--	--	--	--	--	--	-------

For ordering options, [see overview at the beginning of this section.](#)

Item	Model No.	Chair Width	Chair Depth	Chair Height	Seat Width	Seat Depth	Seat Height	Arm Height	Ship Wt	Cubic Ft
OTTOMAN	721-21200T	22½	20½	18	15	20½	18	-	30	16.9



**Description**

- Standard with: Fixed Star Chrome Pedestal Base
- Available with Contrasting Upholstery ([See Details](#))
- Stripes and Patterns are Not Recommended

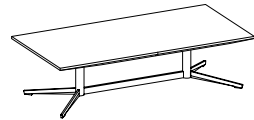
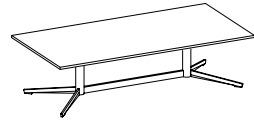
Must Specify (in this order):

- Model #
- Primary Upholstery
- Accent Upholstery

List Price/Grade	Yards	COM/1	2	3	4	5	6	7	8	9	10	L1	L2
Single Upholstery	1.75	\$ 1178	1266	1341	1413	1523	1635	1794	1959	2153	2375	1736	1974
Contrasting Upholstery													
Primary	1.00	\$ 1178	1228	1271	1312	1375	1439	1530	1624	1735	1862	1497	1633
Accent	0.75	\$ 0	38	70	101	148	196	264	335	418	513	239	341

Item	Model No.	W	D	H	Ship Wt	Cubic Ft	List Price
------	-----------	---	---	---	---------	----------	------------

**RECTANGULAR COCKTAIL TABLE**



<b>SQUARE EDGE</b>							
720-2550RT	TFL	25	50	14	34.9	3.2	T\$ 1391
720-2550RTH	HPL	25	50	14	34.9	3.2	P\$ 1634
719-2550RT	Veneer	25	50	14	34.9	3.2	W\$ 1976
<b>KNIFE EDGE</b>							
720-2550RTKH	HPL	25	50	14	34.9	3.2	P\$ 2025
719-2550RTK	Veneer	25	50	14	34.9	3.2	W\$ 2121

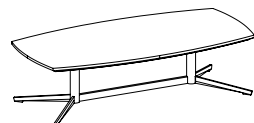
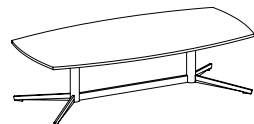
Must Specify (in this order):

- Model #
- Finish/Color

**Description**

- Standard with: Chrome Base
- Table Ships Fully Assembled

**SOFT RECTANGULAR COCKTAIL TABLE**



<b>SQUARE EDGE</b>							
720-2550SRT	TFL	25	50	14	34.9	3.2	T\$ 1391
720-2550SRTH	HPL	25	50	14	34.9	3.2	P\$ 1634
719-2550SRT	Veneer	25	50	14	34.9	3.2	W\$ 1976
<b>KNIFE EDGE</b>							
720-2550SRTKH	HPL	25	50	14	34.9	3.2	P\$ 2025
719-2550SRTK	Veneer	25	50	14	34.9	3.2	W\$ 2121

Must Specify (in this order):



- Model #
- Finish/Color

**Description**

- Standard with: Chrome Base
- Table Ships Fully Assembled

For ordering options, [see overview at the beginning of this section.](#)





Item	Model No.		W	D	H	Ship Wt	Cubic Ft	List Price		
<b>SQUARE COCKTAIL TABLE</b>    	<b>SQUARE EDGE</b>									
	720-3030SQ	TFL	30	30	14	29.7	2.80	T\$	863	
	720-3030SQH	HPL	30	30	14	29.7	2.80	P\$	1171	
	719-3030SQ	Veneer	30	30	14	29.7	2.80	W\$	1359	
	<b>KNIFE EDGE</b>									
	720-3030SQKH	HPL	30	30	14	29.7	2.80	P\$	1476	
719-3030SQK	Veneer	30	30	14	29.7	2.80	W\$	1478		

Must Specify (in this order):  
Model #  
Finish/Color

**Description**

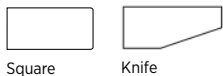
- Standard with: Chrome Base
- Table Ships Fully Assembled

Item	Model No.		W	D	H	Ship Wt	Cubic Ft	List Price		
<b>SOFT SQUARE COCKTAIL TABLE</b>    	<b>SQUARE EDGE</b>									
	720-3030SSQ	TFL	30	30	14	29.7	2.80	T\$	863	
	720-3030SSQH	HPL	30	30	14	29.7	2.80	P\$	1171	
	719-3030SSQ	Veneer	30	30	14	29.7	2.80	W\$	1359	
	<b>KNIFE EDGE</b>									
	720-3030SSQKH	HPL	30	30	14	29.7	2.80	P\$	1476	
719-3030SSQK	Veneer	30	30	14	29.7	2.80	W\$	1478		

Must Specify (in this order):  
Model #  
Finish/Color


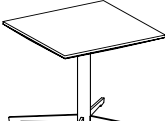
**Description**

- Standard with: Chrome Base
- Table Ships Fully Assembled



T = TFL P = HPL W = Veneer



For ordering options, [see overview at the beginning of this section.](#)

Item	Model No.		W	D	H	Ship Wt	Cubic Ft	List Price		
  	<b>SQUARE EDGE</b>									
	720-2020ET	TFL	20	20	20	20	2.0	T\$	943	
	720-2020ETH	HPL	20	20	20	20	2.0	P\$	1170	
	719-2020ET	Veneer	20	20	20	20	2.0	W\$	1241	
	<b>KNIFE EDGE</b>									
	720-2020ETKH	HPL	20	20	20	20	2.0	P\$	1303	
719-2020ETK	Veneer	20	20	20	20	2.0	W\$	1363		

**Description**

- Standard with: Chrome Base
- Table Ships Fully Assembled

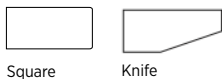
Must Specify (in this order):  
Model #  
Finish/Color

Item	Model No.		W	D	H	Ship Wt	Cubic Ft	List Price		
  	<b>SQUARE EDGE</b>									
	720-2020SET	TFL	20	20	20	20	2.0	T\$	943	
	720-2020SETH	HPL	20	20	20	20	2.0	P\$	1170	
	719-2020SET	Veneer	20	20	20	20	2.0	W\$	1241	
	<b>KNIFE EDGE</b>									
	720-2020SETKH	HPL	20	20	20	20	2.0	P\$	1303	
719-2020SETK	Veneer	20	20	20	20	2.0	W\$	1363		

**Description**

- Standard with: Chrome Base
- Table Ships Fully Assembled

Must Specify (in this order):  
Model #  
Finish/Color



T = TFL P = HPL W = Veneer

For ordering options, [see overview at the beginning of this section.](#)

Bakerstreet Lounge boasts a traditional rolled arm design that will complement a variety of working styles. The thick seat cushion coupled with high quality resilient sheet webbing makes this series extraordinarily comfortable, while the welt cord and nail trim showcase the detail and craftsmanship that goes into every model. Whether you looking to outfit the front entrance, an executive office, private nook, or anything in between, Bakerstreet portrays the level of distinguished sophistication you are looking for.

**CONSTRUCTION**

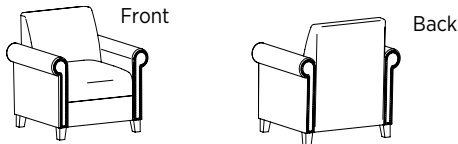
- Frames are kiln-dried hardwoods and structurally engineered hardwood plywood
- Exposed wood frame members are selected from the highest grades of hardwoods and are free of spirits, discoloration, pits, shakes, and wormholes; European Beech on legs
- Joints are double-doweled or mortised and tenoned, screwed, and glued for maximum strength and durability
- High Grade Polyurethane Foam, 3¼" thick in the seat and 2" in the back
- Non-marring adjustable nylon guides included in each leg at floor level
- High quality resilient sheet webbing ensures a comfortable seating application
- Features nail trim on front and back side of arm
- Rated for users up to 275lbs
- Ships fully assembled

**HOW TO ORDER EXAMPLE**

Model No.	Description	Example
400	Finish	GC
	Upholstery	Momentum Cover Cloth Graphite
	Nail Trim	NABRS

**NAIL TRIM**

NABRS	Brass Nail Trim	STD
NSLVR	Silver Nail Trim	\$ N/C

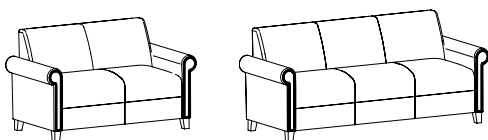


**UPHOLSTERY OPTIONS**

Available in single upholstery in a wide variety of graded-in or contract options, including fabric, vinyl, and leather.

Some upholsterys are considered directional, such as stripes, patterns and plaids. Each upholstery is reviewed by production for the best application. Some upholsterys may require the pattern to be cut up the roll, which create additional seams in the seats and backs of select units. [See the COL/COM Form for additional details.](#)

Additional seams for the 4002 Settee and 4003 Sofa when upholstery is cut up the roll.



**WOOD FINISHES**

Indiana Furniture uses a multi-step, hand finishing process on all exposed wood frames.

Chairs feature a catalyzed varnish finish which offers durability, lasting beauty, and resistance to normal wear.


AW	Artisan Walnut	MAS	Mesa Sunset*
AS	Asian Night	MTS	Metropolis Sky
BW	Beigewood*	MNR	Midnight Run
BL	Black	NTM	Natural Marrone*
CO	Columbian Walnut	ORW	Oak Riftwood*
DC	Dark Cherry	PNW	Pinnacle Walnut
DFW	Dark Forest Walnut*	PTK	Portico Teak*
WH	Designer White	RC	River Cherry*
EF	Espresso	SCH	Select Cherry
FO	Fawn Oak*	SPW	Sepia Walnut*
FLW	Florence Walnut*	SKC	Shaker Cherry
GC	Golden Cherry	SBP	Smoky Brown Pear*
HW	Harvest Walnut	TK	Studio Teak
HNW	Henna Walnut	SM	Sugar Maple
KHE	Kirsche	WTA	Weathered Ash*
LW	Legacy Walnut	WNB	White Nebbia
MW	Mahogany Walnut	WC	Williamsburg Cherry

\*Finish is Low Sheen

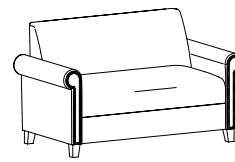
**CERTIFICATIONS & COMPLIANCE**

- CAL 117-2013 Compliance
- Intertek Sustainability Certified
- BIFMA level® Certified
- BIFMA Compliant® Certified
- TSCA Title VI (CARB) Compliance
- US Green Building's LEED® Contribution

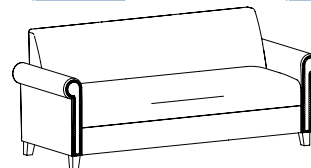
**STATEMENT OF LINE**




Club Chair: 400  
[\(See Details\)](#)



Settee: 4002  
[\(See Details\)](#)




Sofa: 4003  
[\(See Details\)](#)



Enhance your space with Cush Pillows.  
[See Product Details.](#)

Item	Model No.	Chair Width	Chair Depth	Chair Height	Seat Width	Seat Depth	Seat Height	Arm Height	Ship Wt	Cubic Ft
CLUB CHAIR	400	33	28	32½	22	19	18¾	23½	94	24.0



**Description**

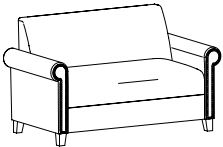
- Standard with: Brass Nail Trim and Nylon Glides
- Optional Silver Trim ([See Options](#))

Must Specify (in this order):

Model #  
Finish  
Upholstery  
Nail Trim

List Price/Grade	Yards	COM/1	2	3	4	5	6	7	8	9	10	L1	L2
Single Upholstery	5.75	\$ 2720	3008	3255	3491	3853	4221	4744	5285	5923	6653	4554	5336

SETTEE	4002	55	28	32½	44	19	18¾	23½	118	42.6
--------	------	----	----	-----	----	----	-----	-----	-----	------



**Description**

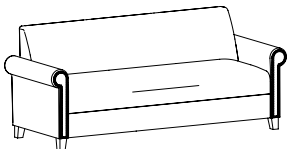
- Standard with: Brass Nail Trim and Nylon Glides
- Optional Silver Trim ([See Options](#))

Must Specify (in this order):

Model #  
Finish  
Upholstery  
Nail Trim

List Price/Grade	Yards	COM/1	2	3	4	5	6	7	8	9	10	L1	L2
Single Upholstery	7.25	\$ 3610	3973	4284	4582	5038	5502	6162	6844	7648	8569	5923	6909

SOFA	4003	77	28	32½	66	19	18¾	23½	140	55.8
------	------	----	----	-----	----	----	-----	-----	-----	------



**Description**

- Standard with: Brass Nail Trim and Nylon Glides
- Optional Silver Trim ([See Options](#))

Must Specify (in this order):

Model #  
Finish  
Upholstery  
Nail Trim

List Price/Grade	Yards	COM/1	2	3	4	5	6	7	8	9	10	L1	L2
Single Upholstery	8.25	\$ 4360	4773	5127	5466	5985	6513	7264	8040	8955	10003	6992	8114

For ordering options, [see overview at the beginning of this section.](#)

The Bliss lounge collection introduces purity in shape and geometric form. This urbanized lounge collection features an optional tablet and provides a relaxed atmosphere for casual meetings. All pieces rest on exposed wood or polished chrome and are available in both fabric and leather.

**CONSTRUCTION**

- Frames are kiln-dried hardwoods and structurally engineered hardwood plywood
- Exposed wood frame members are selected from the highest grades of hardwoods and are free of spirits, discoloration, pits, shakes, and wormholes; European Beech on legs and arm caps
- Joints are double-doweled or mortised and tenoned, screwed, and glued for maximum strength and durability
- High Grade Polyurethane Foam, 3¼" thick in the seat and 2" in the back
- Non-marring adjustable nylon guides included in each leg at floor level
- High quality resilient sheet webbing ensures a comfortable seating application
- Rated for users up to 275lbs
- Ships fully assembled


**HOW TO ORDER EXAMPLE**

Model No.	Description	Example
377	Finish	TT
	Primary Upholstery	CF Stinson Velocity Mars
	Accent Upholstery	CF Stinson Ace Poppy
	Power	ECSL
	Tablet, Color	WL, TT
	Arm Cap	STD
	Leg	WLEG

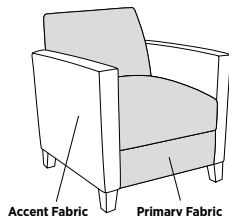
**UPHOLSTERY OPTIONS**

Available in single or contrasting upholsteries in a wide variety of graded-in or contract options, including fabric, vinyl, and leather.

**Single Upholstery**

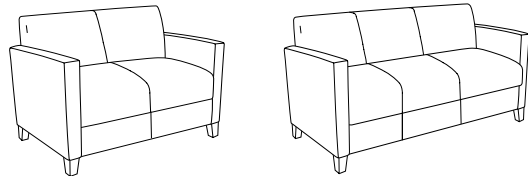


**Contrasting Upholstery**



**UPHOLSTERY OPTIONS CONTINUED**

Some upholsteries are considered directional, such as stripes, patterns and plaids. Each upholstery is reviewed by production for the best application. Some upholsteries may require the pattern to be cut up the roll, which create additional seams in the seats and backs of select units. [See the COL/COM Form for additional details.](#)



Additional seams for the 3772 Settee and 3773 Sofa when upholstery is cut up the roll.

**LEG OPTIONS**

WLEG	Wood Leg, Specify Finish ( <a href="#">See Finish Colors</a> )	STD
CLEG	Chrome Leg	N/C

**ARM CAP OPTIONS**

STD	Upholstered Arm	STD
WCAP	Wood Cap (same finish as WLEG, if applicable)	\$ 148
SCAP	Solid Surface Cap ( <a href="#">See Color Options</a> )	\$ 678

**TABLET OPTIONS**

PL	Left Black Melamine Writing Tablet	\$ 375
SL	Left Solid Surface Writing Tablet, Must Specify ( <a href="#">See Color Options</a> )	\$ 1155
WL	Left Wood Writing Tablet, Must Specify ( <a href="#">See Finish Colors</a> )	\$ 544
PR	Right Black Melamine Writing Tablet	\$ 375
SR	Right Solid Surface Writing Tablet, Must Specify ( <a href="#">See Color Options</a> )	\$ 1155
WR	Right Wood Writing Tablet, Must Specify ( <a href="#">See Finish Colors</a> )	\$ 544

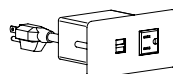
*Note: Specified as if you are standing, looking at the chair.*

**POWER OPTIONS**

*Note: Specified as if you are standing, looking at the chair.*

Power ports are installed on the side of the unit 10¾" up from glide and 6¾" in from the front of the arm.

ECSL	Left Port, Silver	\$ 942
ECSR	Right Port, Silver	\$ 942
ECBL	Left Port, Black	\$ 942
ECBR	Right Port, Black	\$ 942



1 Electrical Power and 2 USB Outlets

### WOOD FINISHES

Indiana Furniture uses a multi-step, hand finishing process on all exposed wood frames. Chair legs and arm caps feature a catalyzed varnish finish which offers durability, lasting beauty, and resistance to normal wear.

Tablet arms feature UV Advantage, an ultra-violet finish, on all exposed surfaces by utilizing roll-coat UV technology.

AW	Artisan Walnut**	MAS	Mesa Sunset**,**
AS	Asian Night**	MTS	Metropolis Sky**
BW	Beigewood*	MNR	Midnight Run
BL	Black	NTM	Natural Marrone*
CO	Columbian Walnut**	ORW	Oak Riftwood**,**
DC	Dark Cherry**	PNW	Pinnacle Walnut**
DFW	Dark Forest Walnut**,**	PTK	Portico Teak*
WH	Designer White	RC	River Cherry*
EF	Espresso**	SCH	Select Cherry**
FO	Fawn Oak**,**	SPW	Sepia Walnut*
FLW	Florence Walnut*	SKC	Shaker Cherry**
GC	Golden Cherry**	SBP	Smoky Brown Pear*
HW	Harvest Walnut**	TK	Studio Teak
HNW	Henna Walnut**	SM	Sugar Maple**
KHE	Kirsche	WTA	Weathered Ash**,**
LW	Legacy Walnut**	WNB	White Nebbia
MW	Mahogany Walnut**	WC	Williamsburg Cherry**

\* Finish is Low Sheen

\*\* Available on Tablet Arms


### SOLID SURFACE OPTIONS

AR	Arroyo	SNW	Snow White
PE	Pebble Beach	SN	Starry Night
SE	Sedona	TN	Tundra


### CERTIFICATIONS & COMPLIANCE

- CAL 117-2013 Compliance
- Intertek Sustainability Certified
- BIFMA level® Certified
- BIFMA Compliant® Certified
- TSCA Title VI (CARB) Compliance
- US Green Building's LEED® Contribution


### STATEMENT OF LINE




Club Chair:  
377  
[\(See Details\)](#)



Settee Chair:  
3772  
[\(See Details\)](#)




Sofa Chair:  
3773  
[\(See Details\)](#)



Enhance your space with Cush Pillows. [See Product Details.](#)

Item	Model No.	Chair Width	Chair Depth	Chair Height	Seat Width	Seat Depth	Seat Height	Arm Height	Ship Wt	Cubic Ft
CLUB CHAIR	377	29	28½	34¼	22	19½	19¼	26	92	24.0



**Description**


- Standard with: Upholstered Arm and Wood Leg
- Available with Contrasting Upholstery ([See Details](#))
- Additional Options: Chrome Legs ([See Options](#)), Arm Caps ([Arm Options](#)), Tablet Arm ([Tablet Options](#)), and Power ([See Locations](#))

Must Specify (in this order):

- Model #
- Primary Upholstery
- Accent Upholstery
- Power
- Tablet Arm
- Tablet Color
- Arm Cap
- Leg
- Finish

List Price/Grade	Yards	COM/1	2	3	4	5	6	7	8	9	10	L1	L2
Single Upholstery	6.00	\$ 2271	2571	2829	3075	3453	3837	4383	4947	5613	6375	4185	5001
Contrasting Upholstery													
Primary	2.25	\$ 2271	2384	2480	2573	2714	2858	3063	3275	3524	3810	2989	3295
Accent	3.75	\$ 0	187	349	502	739	979	1320	1672	2089	2565	1196	1706

SETTEE	3772	51	28½	34¼	44	19½	19¼	26	116	42.6
--------	------	----	-----	-----	----	-----	-----	----	-----	------



**Description**


- Standard with: Upholstered Task Height Arm and Wood Leg
- Available with Contrasting Upholstery ([See Details](#))
- Additional Options: Chrome Legs ([See Options](#)), Arm Caps ([Arm Options](#)), Tablet Arm ([Tablet Options](#)), and Power ([See Locations](#))

Must Specify (in this order):

- Model #
- Primary Upholstery
- Accent Upholstery
- Power
- Tablet Arm
- Tablet Color
- Arm Cap
- Leg
- Finish

List Price/Grade	Yards	COM/1	2	3	4	5	6	7	8	9	10	L1	L2
Single Upholstery	8.00	\$ 2940	3340	3684	4012	4516	5028	5756	6508	7396	8412	5492	6580
Contrasting Upholstery													
Primary	4.25	\$ 2940	3153	3335	3510	3777	4049	4436	4836	5307	5847	4296	4874
Accent	3.75	\$ 0	187	349	502	739	979	1320	1672	2089	2565	1196	1706

SOFA	3773	73	28½	34¼	66	19½	19¼	26	138	55.8
------	------	----	-----	-----	----	-----	-----	----	-----	------



**Description**

- Standard with: Upholstered Task Height Arm and Wood Leg
- Available with Contrasting Upholstery ([See Details](#))
- Additional Options: Chrome Legs ([See Options](#)), Arm Caps ([Arm Options](#)), Tablet Arm ([Tablet Options](#)), and Power ([See Locations](#))

Must Specify (in this order):

- Model #
- Primary Upholstery
- Accent Upholstery
- Power
- Tablet Arm
- Tablet Color
- Arm Cap
- Leg
- Finish

List Price/Grade	Yards	COM/1	2	3	4	5	6	7	8	9	10	L1	L2
Single Upholstery	9.25	\$ 3632	4095	4492	4872	5454	6046	6888	7758	8784	9959	6583	7841
Contrasting Upholstery													
Primary	4.50	\$ 3632	3857	4051	4235	4519	4807	5216	5639	6139	6710	5068	5680
Accent	4.75	\$ 0	238	441	637	935	1239	1672	2119	2645	3249	1515	2161

For ordering options, [see overview at the beginning of this section.](#)





The Bow Tie collection harmonizes classic design with modern panache. Combining elegance and grace with scale, proportion, and functionality, these stackable guest chairs are offered in a wood slat back, half upholstered back, and a fully upholstered back with the ability to stack 4 chairs high. The companion counter height and bar stools are offered in the wood slat back with optional scuff plates in aluminum or black on the footrest.

### CONSTRUCTION

- Exposed wood frames are manufactured using European Beech and are free of spirits, discoloration, pits, shakes, and wormholes
- All chair joints are double-doweled or mortised and tenoned, screwed, and glued for maximum strength and durability
- All seats feature corner blocking
- Frames are individually hand assembled and sanded prior to being finished
- Non-marring nylon glides included in each leg at floor level
- High Grade Polyurethane Foam, 1½" thick in the seat and 1" thick in the back
- Textiles are sewn with double stitch seams
- High quality resilient sheet webbing ensures a comfortable seating application
- Rated for users up to 275lbs
- Ships fully assembled

### HOW TO ORDER EXAMPLE

Model No.	Description	Example
178	Finish	EF
	Upholstery	Momentum Cover Cloth Vesper
	Glides	FELT
	Scuff Plates, Color	SP, Black

### WOOD FINISHES

Indiana Furniture uses a multi-step, hand finishing process on all exposed wood frames.

Chairs feature a catalyzed varnish finish which offers durability, lasting beauty, and resistance to normal wear.

AW Artisan Walnut	MAS Mesa Sunset*
AS Asian Night	MTS Metropolis Sky
BW Beigewood*	MNR Midnight Run
BL Black	NTM Natural Marrone*
CO Columbian Walnut	ORW Oak Riftwood*
DC Dark Cherry	PNW Pinnacle Walnut
DFW Dark Forest Walnut*	PTK Portico Teak*
WH Designer White	RC River Cherry*
EF Espresso	SCH Select Cherry
FO Fawn Oak*	SPW Sepia Walnut*
FLW Florence Walnut*	SKC Shaker Cherry
GC Golden Cherry	SBP Smoky Brown Pear*
HW Harvest Walnut	TK Studio Teak
HNW Henna Walnut	SM Sugar Maple
KHE Kirsche	WTA Weathered Ash*
LW Legacy Walnut	WNB White Nebbia
MW Mahogany Walnut	WC Williamsburg Cherry

\* Finish is Low Sheen

### WALL SAVER DESIGN

All of the Bow Tie chairs and barstools feature a wall saver design. With Bow Tie's contoured frame, any unit can be placed against a wall without concern of scrtaching or scuffing.



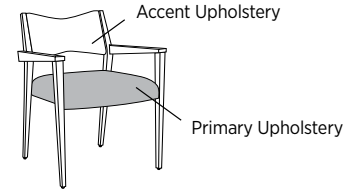
### UPHOLSTERY OPTIONS

Available in single or contrasting upholsteries (select models) in a wide variety of graded-in or contract options, including fabric, vinyl, and leather.

#### Single Upholstery



#### Contrasting Upholstery



### SCUFF PLATES (ON STOOLS)

STD	No Scuff Plate	STD
SP	Scuff Plate, Must Specify Black or Aluminum	\$ 95

### GLIDE OPTIONS

STD	Nylon Glides	STD
FELT	Felt Glides	\$ N/C

### CERTIFICATIONS & COMPLIANCE

- CAL 117-2013 Compliance
- Intertek Sustainability Certified
- BIFMA level® Certified
- BIFMA Compliant® Certified
- TSCA Title VI (CARB) Compliance
- US Green Building's LEED® Contribution

### STATEMENT OF LINE



Guest with Wood Slat Back: 173



Guest with ½ Upholstered Back: 175



Guest with Full Upholstered Back: 176



Counter Height Stool: 178



Bar Height Stool: 179

[\(See Details for all models\)](#)

Item	Model No.	Chair Width	Chair Depth	Chair Height	Seat Width	Seat Depth	Seat Height	Arm Height	Ship Wt	Cubic Ft
GUEST WITH WOOD BACK	173	23 <sup>7</sup> / <sub>8</sub>	23	33 <sup>3</sup> / <sub>4</sub>	20 <sup>1</sup> / <sub>8</sub>	19 <sup>3</sup> / <sub>4</sub>	20	26	28	16.9



**WS**

Must Specify (in this order):  
 Model #  
 Finish  
 Upholstery  
 Glide

**Description**

- Wall-Saver Design; Stacks Up to 4 High

List Price/Grade	Yards	COM/1	2	3	4	5	6	7	8	9	10	L1	L2
Single Upholstery	1.00	\$ 1204	1254	1297	1338	1401	1465	1556	1650	1761	1888	1523	1659

GUEST WITH 1/2 UPHOLSTERED BACK	175	23 <sup>7</sup> / <sub>8</sub>	23	33 <sup>3</sup> / <sub>4</sub>	20 <sup>1</sup> / <sub>8</sub>	19	20	26	28	16.9
---------------------------------	-----	--------------------------------	----	--------------------------------	--------------------------------	----	----	----	----	------



**WS**

Must Specify (in this order):  
 Model #  
 Finish  
 Primary Upholstery  
 Accent Upholstery  
 Glide

**Description**

- Available with Contrasting Upholstery ([See Details](#))
- Wall-Saver Design; Stacks Up to 4 High

List Price/Grade	Yards	COM/1	2	3	4	5	6	7	8	9	10	L1	L2
Single Upholstery	1.50	\$ 1294	1369	1434	1495	1590	1686	1822	1963	2130	2320	1773	1977
Contrasting Upholstery													
Primary	1.00	\$ 1305	1355	1398	1439	1502	1566	1657	1751	1862	1989	1624	1760
Accent	0.75	\$ 0	38	70	101	148	196	264	335	418	513	239	341

GUEST WITH FULL UPHOLSTERED BACK	176	23 <sup>7</sup> / <sub>8</sub>	23	33 <sup>3</sup> / <sub>4</sub>	20 <sup>1</sup> / <sub>8</sub>	17 <sup>3</sup> / <sub>4</sub>	20	26	28	16.9
----------------------------------	-----	--------------------------------	----	--------------------------------	--------------------------------	--------------------------------	----	----	----	------



**WS**

Must Specify (in this order):  
 Model #  
 Finish  
 Primary Upholstery  
 Accent Upholstery  
 Glide

**Description**

- Available with Contrasting Upholstery ([See Details](#))
- Wall-Saver Design; Stacks Up to 4 High

List Price/Grade	Yards	COM/1	2	3	4	5	6	7	8	9	10	L1	L2
Single Upholstery	1.50	\$ 1433	1508	1573	1634	1729	1825	1961	2102	2269	2459	1912	2116
Contrasting Upholstery													
Primary	1.00	\$ 1444	1494	1537	1578	1641	1705	1796	1890	2001	2128	1763	1899
Accent	0.75	\$ 0	38	70	101	148	196	264	335	418	513	239	341

BAR AND COUNTER STOOLS WITH WOOD BACK	179	Barstool Height	18 <sup>3</sup> / <sub>4</sub>	20 <sup>1</sup> / <sub>4</sub>	41	18 <sup>3</sup> / <sub>4</sub>	17	31	-	24	10.7
	178	Counter Height	18 <sup>3</sup> / <sub>4</sub>	20 <sup>1</sup> / <sub>4</sub>	36	18 <sup>3</sup> / <sub>4</sub>	17	26	-	22	10.7



**WS**

Must Specify (in this order):  
 Model #  
 Finish  
 Upholstery  
 Glide  
 Scuff Plate

**Description**

- Wall-Saver Design
- Optional Scuff Plate ([Scuff Plate Options](#))

List Price/Grade	Yards	COM/1	2	3	4	5	6	7	8	9	10	L1	L2
Single Upholstery	1.00	\$ 1342	1392	1435	1476	1539	1603	1694	1788	1899	2026	1661	1797

For ordering options, [see overview at the beginning of this section.](#)

The warmth of wood blends with supportive comfort in Brea to deliver an enduring design suited for a multitude of applications. Solid hardwood frames provide for a smooth and radiant finish.

**CONSTRUCTION**

- Exposed wood frames are manufactured using European Beech and are free of spirits, discoloration, pits, shakes, and wormholes
- All chair joints are double-doweled or mortised and tenoned, screwed, and glued for maximum strength and durability
- All seats feature corner blocking
- Frames are individually hand assembled and sanded prior to being finished
- Non-marring nylon glides included in each leg at floor level
- High Grade Polyurethane Foam, 2½" thick in the seat and 1½" thick in the back
- Textiles are sewn with double stitch seams
- High quality resilient sheet webbing ensures a comfortable seating application
- Rated for users up to 275lbs
- Ships fully assembled

**HOW TO ORDER EXAMPLE**

Model No.	Description	Example
516	Finish	GC
	Upholstery	Maharam Abacus Cellar
	Glides	STD

**WOOD FINISHES**

Indiana Furniture uses a multi-step, hand finishing process on all exposed wood frames.

Chairs feature a catalyzed varnish finish which offers durability, lasting beauty, and resistance to normal wear.

AW	Artisan Walnut	MAS	Mesa Sunset*
AS	Asian Night	MTS	Metropolis Sky
BW	Beigewood*	MNR	Midnight Run
BL	Black	NTM	Natural Marrone*
CO	Columbian Walnut	ORW	Oak Riftwood*
DC	Dark Cherry	PNW	Pinnacle Walnut
DFW	Dark Forest Walnut*	PTK	Portico Teak*
WH	Designer White	RC	River Cherry*
EF	Espresso	SCH	Select Cherry
FO	Fawn Oak*	SPW	Sepia Walnut*
FLW	Florence Walnut*	SKC	Shaker Cherry
GC	Golden Cherry	SBP	Smoky Brown Pear*
HW	Harvest Walnut	TK	Studio Teak
HNW	Henna Walnut	SM	Sugar Maple
KHE	Kirsche	WTA	Weathered Ash*
LW	Legacy Walnut	WNB	White Nebbia
MW	Mahogany Walnut	WC	Williamsburg Cherry

\* Finish is Low Sheen

**UPHOLSTERY OPTIONS**

Available in single upholstery in a wide variety of graded-in or contract options, including fabric, vinyl, and leather.

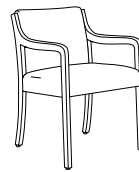
**GLIDE OPTIONS**

STD	Nylon Glides	STD
FELT	Felt Glides	\$ N/C


**CERTIFICATIONS & COMPLIANCE**

- Seat and back comply with CAL 117-2013
- Intertek Sustainability Certified
- BIFMA level® Certified
- BIFMA Compliant® Certified
- TSCA Title VI (CARB) Compliance
- US Green Building's LEED® Contribution

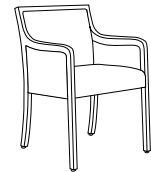
**STATEMENT OF LINE**



Guest with Fully Upholstered Back: 516  
[\(See Details\)](#)

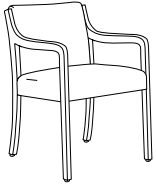


Guest with Wood Framed, Upholstered Back, Open Arms: 517  
[\(See Details\)](#)



Guest with Wood Framed, Upholstered Back, Closed Arms: 519  
[\(See Details\)](#)

Item	Model No.	Chair Width	Chair Depth	Chair Height	Seat Width	Seat Depth	Seat Height	Arm Height	Ship Wt	Cubic Ft
GUEST WITH FULL UPHOLSTERED BACK	516	23	24	33½	20	18½	18½	26½	28	16.9



**Description**

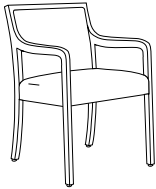
- Standard with: Nylon Glides

List Price/Grade	Yards	COM/1	2	3	4	5	6	7	8	9	10	L1	L2
Single Upholstery	1.50	\$ 1205	1280	1345	1406	1501	1597	1733	1874	2041	2231	1684	1888

Must Specify (in this order):

- Model #
- Upholstery
- Finish
- Glide

GUEST WITH WOOD FRAMED BACK, OPEN ARMS	517	23	24	33¼	20	18½	18½	26½	28	16.9
--	-----	----	----	-----	----	-----	-----	-----	----	------



**Description**

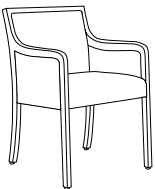
- Standard with: Nylon Glides

List Price/Grade	Yards	COM/1	2	3	4	5	6	7	8	9	10	L1	L2
Single Upholstery	1.50	\$ 1215	1290	1355	1416	1511	1607	1743	1884	2051	2241	1694	1898

Must Specify (in this order):

- Model #
- Upholstery
- Finish
- Glide

GUEST WITH WOOD FRAMED BACK, CLOSED ARMS	519	23	24	33¼	20	18½	18½	26½	30	16.9
--	-----	----	----	-----	----	-----	-----	-----	----	------



**Description**

- Standard with: Nylon Glides

List Price/Grade	Yards	COM/1	2	3	4	5	6	7	8	9	10	L1	L2
Single Upholstery	2.00	\$ 1448	1548	1634	1716	1842	1970	2152	2340	2562	2816	2086	2358

Must Specify (in this order):

- Model #
- Upholstery
- Finish
- Glide

For ordering options, [see overview at the beginning of this section.](#)

Traditional splendor and elegant styling is showcased in Breman's stately and timeless wing-back presentation. Precisely placed trim nails, pillow headrest, Queen Anne legs, and button-tufted or plain back models add detail and versatility to this collection. Swivels feature swivel-tilt control with pneumatic height adjustment.

### CONSTRUCTION

- Exposed wood components and chair frame are manufactured using European Beech and are free of spirits, discoloration, pits, shakes, and wormholes; base caps are manufactured using select maple
- All chair joints are double-doweled or mortised and tenoned, screwed, and glued for maximum strength and durability
- All seats feature corner blocking
- Frames are individually hand assembled and sanded prior to being finished
- Non-marring nylon glides included in each leg at floor level
- If applicable, caster options include hooded casters available in black, brass and silver or choose black soft casters for hard surfaces
- High Grade Polyurethane Foam, 2" thick in the seat and back
- Textiles are sewn with double stitch seams
- High quality resilient sheet webbing ensures a comfortable seating application
- Rated for users up to 275lbs
- Ships fully assembled

### HOW TO ORDER EXAMPLE

Model No.	Description	Example
184TB	Finish	SCH
	Upholstery	Green Hides Vulcano Strata
	Nail Trim	NABRS
	Control	STD
	Casters	BRCS

### WOOD FINISHES

Indiana Furniture uses a multi-step, hand finishing process on all exposed wood frames.

Chairs feature a catalyzed varnish finish which offers durability, lasting beauty, and resistance to normal wear.

AW	Artisan Walnut	MAS	Mesa Sunset*
AS	Asian Night	MTS	Metropolis Sky
BW	Beigewood*	MNR	Midnight Run
BL	Black	NTM	Natural Marrone*
CO	Columbian Walnut	ORW	Oak Riftwood*
DC	Dark Cherry	PNW	Pinnacle Walnut
DFW	Dark Forest Walnut*	PTK	Portico Teak*
WH	Designer White	RC	River Cherry*
EF	Espresso	SCH	Select Cherry
FO	Fawn Oak*	SPW	Sepia Walnut*
FLW	Florence Walnut*	SKC	Shaker Cherry
GC	Golden Cherry	SBP	Smoky Brown Pear*
HW	Harvest Walnut	TK	Studio Teak
HNW	Henna Walnut	SM	Sugar Maple
KHE	Kirsche	WTA	Weathered Ash*
LW	Legacy Walnut	WNB	White Nebbia
MW	Mahogany Walnut	WC	Williamsburg Cherry

\* Finish is Low Sheen

### UPHOLSTERY OPTIONS

Available in single upholstery in a wide variety of graded-in or contract options, including fabric, vinyl, and leather.

### NAIL TRIM OPTIONS

NABRS	Brass Nail Trim	STD
NSLVR	Silver Nail Trim	\$ N/C
NONT	No Nail Trim	\$ N/C

### CONTROL OPTIONS (IF APPLICABLE)

STD	Swivel-Tilt with Adjustable Tension Spring	STD
KT	Knee-Tilt Control	\$ 289

### CASTER OPTIONS (IF APPLICABLE)


BRCS	Brass Hooded Casters	STD
BLCS	Black Hooded Casters	\$ N/C
SLCS	Silver Hooded Casters	\$ N/C
BHC	Black Soft Caster for Hard Surfaces	\$ N/C

### CERTIFICATIONS & COMPLIANCE

- Seat and back comply with CAL 117-2013
- Intertek Sustainability Certified
- BIFMA level® Certified
- BIFMA Compliant® Certified
- TSCA Title VI (CARB) Compliance
- US Green Building's LEED® Contribution



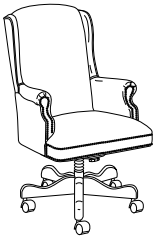
Tufted High Back  
Swivel: 184TB  
[\(See Details\)](#)



Tufted High Back  
Guest: 186TB  
[\(See Details\)](#)



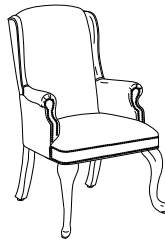
High Pillow Back  
Swivel: 184PB  
[\(See Details\)](#)



High Back Swivel:  
184  
[\(See Details\)](#)



Mid Back Swivel:  
182  
[\(See Details\)](#)



High Back Guest:  
186  
[\(See Details\)](#)

Item	Model No.	Chair Width	Chair Depth	Chair Height	Seat Width	Seat Depth	Seat Height	Arm Height	Ship Wt	Cubic Ft
TUFTED HIGH BACK SWIVEL	184TB	28	26½	42-46	19	18½	16½-20½	24½-28½	74	20



**Description**


- Standard with: Swivel Tilt Control with Adjustable Tension, Pneumatic Height Adjustment, Tufted Back, Brass Nail Trim, 5-Star Base with Decorative Hardwood Caps, and Brass Hooded Dual Wheel Casters
- Additional Options: Silver Trim ([Nail Trim Options](#)), Soft Casters or Hooded Casters ([Casters Options](#)), and Knee-Tilt Control Option ([See Details](#))

Must Specify (in this order):

- Model #
- Finish
- Upholstery
- Nail Trim
- Control
- Caster

List Price/Grade	Yards	COM/1	2	3	4	5	6	7	8	9	10	L1	L2
Single Upholstery	4.25	\$ 3022	3235	3417	3592	3859	4131	4518	4918	5389	5929	4378	4956

TUFTED HIGH BACK GUEST	186TB	28	30	43½	19	18½	18	26½	54	27.7
------------------------	-------	----	----	-----	----	-----	----	-----	----	------



**Description**

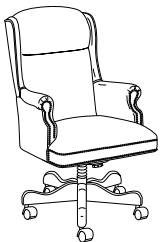
- Standard with: Tufted Back, Queen Anne Legs, and Brass Nail Trim
- Optional Silver Trim ([Nail Trim Options](#))

Must Specify (in this order):

- Model #
- Finish
- Upholstery
- Nail Trim

List Price/Grade	Yards	COM/1	2	3	4	5	6	7	8	9	10	L1	L2
Single Upholstery	4.25	\$ 2401	2614	2796	2971	3238	3510	3897	4297	4768	5308	3757	4335

HIGH PILLOW BACK SWIVEL	184PB	28	26½	42-46	19	18½	16½-20½	24½-28½	74	20
-------------------------	-------	----	-----	-------	----	-----	---------	---------	----	----



**Description**

- Standard with: Swivel Tilt Control with Adjustable Tension, Pneumatic Height Adjustment, Pillow Back Headrest, Brass Nail Trim, 5-Star Base with Decorative Hardwood Caps, and Brass Hooded Dual Wheel Casters
- Additional Options: Silver Trim ([Nail Trim Options](#)), Soft Casters or Hooded Casters ([Casters Options](#)), and Knee-Tilt Control Option ([See Details](#))

Must Specify (in this order):

- Model #
- Finish
- Upholstery
- Nail Trim
- Control
- Caster

List Price/Grade	Yards	COM/1	2	3	4	5	6	7	8	9	10	L1	L2
Single Upholstery	4.00	\$ 3005	3205	3377	3541	3793	4049	4413	4789	5233	5741	4281	4825

For ordering options, [see overview at the beginning of this section.](#)

Item	Model No.	Chair Width	Chair Depth	Chair Height	Seat Width	Seat Depth	Seat Height	Arm Height	Ship Wt	Cubic Ft
HIGH BACK SWIVEL	184	28	26½	42-46	19	18½	16½-20½	24½-28½	74	25.8



**Description**


- Standard with: Swivel Tilt Control with Adjustable Tension, Pneumatic Height Adjustment, Brass Nail Trim, 5-Star Base with Decorative Hardwood Caps, and Brass Hooded Dual Wheel Casters
- Additional Options: Silver Trim ([Nail Trim Options](#)), Soft Casters or Hooded Casters ([Casters Options](#)), and Knee-Tilt Control Option ([See Details](#))

List Price/Grade	Yards	COM/1	2	3	4	5	6	7	8	9	10	L1	L2
Single Upholstery	3.75	\$ 2806	2994	3155	3309	3545	3785	4126	4479	4895	5371	4002	4512

Must Specify (in this order):

- Model #
- Finish
- Upholstery
- Nail Trim
- Control
- Caster

HIGH BACK GUEST	186	28	30	43½	19	18½	18	26½	54	27.7
-----------------	-----	----	----	-----	----	-----	----	-----	----	------



**Description**

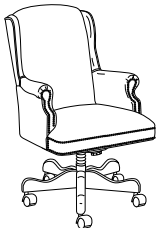
- Standard with: Queen Anne Legs and Brass Nail Trim
- Optional Silver Trim ([Nail Trim Options](#))

List Price/Grade	Yards	COM/1	2	3	4	5	6	7	8	9	10	L1	L2
Single Upholstery	3.75	\$ 2155	2343	2504	2658	2894	3134	3475	3828	4244	4720	3351	3861

Must Specify (in this order):

- Model #
- Finish
- Upholstery
- Nail Trim

MID BACK SWIVEL	182	28	26½	39-43	19	18½	16½-20½	24½-28½	74	20
-----------------	-----	----	-----	-------	----	-----	---------	---------	----	----



**Description**

- Standard with: Swivel Tilt Control with Adjustable Tension, Pneumatic Height Adjustment, Brass Nail Trim, 5-Star Base with Decorative Hardwood Caps, and Brass Hooded Dual Wheel Casters
- Additional Options: Silver Trim ([Nail Trim Options](#)), Soft Casters or Hooded Casters ([Casters Options](#)), and Knee-Tilt Control Option ([See Details](#))

List Price/Grade	Yards	COM/1	2	3	4	5	6	7	8	9	10	L1	L2
Single Upholstery	3.75	\$ 2678	2866	3027	3181	3417	3657	3998	4351	4767	5243	3874	4384

Must Specify (in this order):

- Model #
- Finish
- Upholstery
- Nail Trim
- Control
- Caster

For ordering options, [see overview at the beginning of this section.](#)



The Britta Collection showcases a Mid-Century Scandinavian aesthetic with an appealing contemporary feel. The guest, single lounge, and settee all feature a wall-saver design. Choose from an open or closed arm in an array of wood finishes, with complementing tables available in two edge styles, to create an inviting space with warm and energetic sensibility.

**CONSTRUCTION**

- High Grade Polyurethane Foam, 1¼- 2½" thick in the seat and 1½ -2½" in the tapered back
- The wood veneer table tops are 1" thick and are made of select grade sliced Walnut, Cherry, Maple, or composite veneers for maximum grain and color consistency
- The knife edge profile features a 5-ply balanced construction with a solid hardwood rim; the square edge profile features a 3-ply balanced construction with a 3mm veneer edge band
- The aprons and legs are solid maple hardwood and ship with adjustable glides
- Rated for users up to 275lbs
- Chairs and tables ship fully assembled

**HOW TO ORDER EXAMPLE**

**GUEST AND LOUNGE**

Model No.	Description	Example
246	Finish	DFW
	Primary Upholstery	Mayer Fabrics Fiji Aluminum
	Accent Upholstery	Mayer Fabrics Fedora Bitumen
	Glides	STD

**TABLES**

Model No.	Description	Example
231-1818ET	Edge Profile	K
	Veneer Finish	DFW

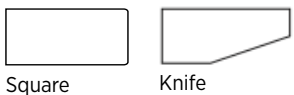
**WALL SAVER DESIGN**

All of the Britta chairs feature a wall saver design. With Britta's contoured frame, any unit can be placed against a wall without concern of scrtaching or scuffing.



**TABLE EDGE PROFILE**

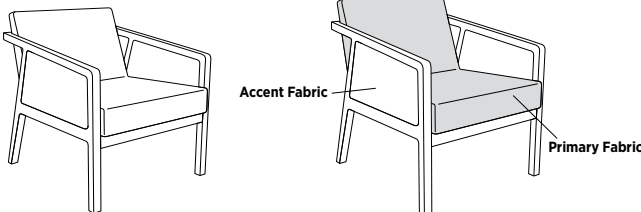
- Y Square Edge
- K Knife Edge



**UPHOLSTERY OPTIONS**

Available in single or contrasting upholsteries in a wide variety of graded-in or contract options, including fabric, vinyl, and leather.

**Single Upholstery      Contrasting Upholstery**



**WOOD FINISHES ON SEATING**

Indiana Furniture uses a multi-step, hand finishing process on all exposed wood frames, offering distinctive grain clarity, superior resistance to normal wear, and ease of maintenance.

AW	Artisan Walnut	MAS	Mesa Sunset*
AS	Asian Night	MTS	Metropolis Sky
BW	Beigewood*	MNR	Midnight Run
BL	Black	NTM	Natural Marrone*
CO	Columbian Walnut	ORW	Oak Riftwood*
DC	Dark Cherry	PNW	Pinnacle Walnut
DFW	Dark Forest Walnut*	PTK	Portico Teak*
WH	Designer White	RC	River Cherry*
EF	Espresso	SCH	Select Cherry
FO	Fawn Oak*	SPW	Sepia Walnut*
FLW	Florence Walnut*	SKC	Shaker Cherry
GC	Golden Cherry	SBP	Smoky Brown Pear*
HW	Harvest Walnut	TK	Studio Teak
HNW	Henna Walnut	SM	Sugar Maple
KHE	Kirsche	WTA	Weathered Ash*
LW	Legacy Walnut	WNB	White Nebbia
MW	Mahogany Walnut	WC	Williamsburg Cherry

\* Finish is Low Sheen

**VENEER (W) OPTIONS ON TABLES**

Veneer tops feature UVAdvantage, an ultra-violet finish, on all exposed surfaces by utilizing roll-coat UV technology. Apron rails and table legs use a multi-step, hand finished process with a catalyzed finish.

AW	Artisan Walnut	LW	Legacy Walnut
CO	Columbian Walnut	MW	Mahogany Walnut
DC	Dark Cherry	MTS	Metropolis Sky
DFW	Dark Forest Walnut	PNW	Pinnacle Walnut
EF	Espresso	SCH	Select Cherry
GC	Golden Cherry	SKC	Shaker Cherry
HW	Harvest Walnut	SM	Sugar Maple
HNW	Henna Walnut	WC	Williamsburg Cherry

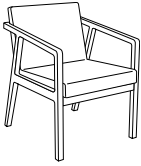
**GLIDE OPTIONS**

STD	Nylon Glides	STD
FELT	Felt Glides	\$ N/C

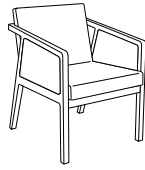
**CERTIFICATIONS & COMPLIANCE**

- CAL 117-2013 Compliance
- Intertek Sustainability Certified
- BIFMA level® Certified
- BIFMA Compliant® Certified
- TSCA Title VI (CARB) Compliance
- US Green Building's LEED® Contribution


Seating + Tables




Open Arm Guest:  
235  
[\(See Details\)](#)



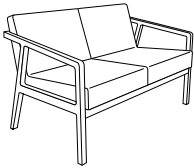
Closed Arm Guest:  
245  
[\(See Details\)](#)



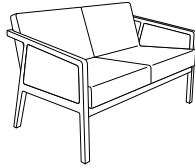
Open Arm Lounge:  
236  
[\(See Details\)](#)




Closed Arm Lounge:  
246  
[\(See Details\)](#)



Open Arm Settee:  
2362  
[\(See Details\)](#)



Closed Arm Settee:  
2462  
[\(See Details\)](#)




Enhance your space with  
Cush Pillows. [See Product Details.](#)



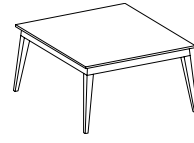
Square End Table:  
231-1818ET  
[\(See Details\)](#)



Square Cocktail Table:  
231-2323SCT  
[\(See Details\)](#)

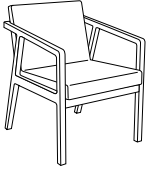


Rectangular Cocktail Table:  
231-4723RCT  
[\(See Details\)](#)



Square Cocktail Table:  
231-3535SCT  
[\(See Details\)](#)

Item	Model No.	Chair Width	Chair Depth	Chair Height	Seat Width	Seat Depth	Seat Height	Arm Height	Ship Wt	Cubic Ft
OPEN ARM GUEST	235	23¼	27¼	32	20½	19½	18	25	34	16.0



**WS**

**Description**

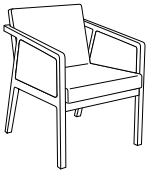
- Wall-Saver Design
- Standard with: Nylon Glides

Must Specify (in this order):

Model #  
Finish  
Upholstery  
Glide

List Price/Grade	Yards	COM/1	2	3	4	5	6	7	8	9	10	L1	L2
Single Upholstery	1.50	\$ 1366	1441	1506	1567	1662	1758	1894	2035	2202	2392	1845	2049

CLOSED ARM GUEST	245	23¼	27¼	32	20½	19½	18	25	36	16.0
------------------	-----	-----	-----	----	-----	-----	----	----	----	------



**WS**

**Description**


- Wall-Saver Design
- Standard with: Nylon Glides
- Available with Contrasting Upholstery ([See Details](#))

Must Specify (in this order):

Model #  
Finish  
Primary Upholstery  
Accent Upholstery  
Glide

List Price/Grade	Yards	COM/1	2	3	4	5	6	7	8	9	10	L1	L2
Single Upholstery	2.50	\$ 1575	1700	1808	1910	2068	2228	2455	2690	2968	3285	2373	2713
Contrasting Upholstery													
Primary	1.50	\$ 1575	1650	1715	1776	1871	1967	2103	2244	2411	2601	2054	2258
Accent	1.00	\$ 0	50	93	134	197	261	352	446	557	684	319	455

OPEN ARM LOUNGE	236	24¾	28¼	29¾	22	20½	17¼	22¾	37	16.4
-----------------	-----	-----	-----	-----	----	-----	-----	-----	----	------



**WS**

**Description**

- Wall-Saver Design
- Standard with: Nylon Glides


Must Specify (in this order):

Model #  
Finish  
Upholstery  
Glide

List Price/Grade	Yards	COM/1	2	3	4	5	6	7	8	9	10	L1	L2
Single Upholstery	1.75	\$ 1618	1706	1781	1853	1963	2075	2234	2399	2593	2815	2176	2414

For ordering options, [see overview at the beginning of this section.](#)

Item	Model No.	Chair Width	Chair Depth	Chair Height	Seat Width	Seat Depth	Seat Height	Arm Height	Ship Wt	Cubic Ft
CLOSED ARM LOUNGE	246	24¾	28¾	29¾	22	20½	17¼	22¾	39	16.4



**WS**

**Description**

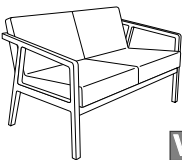
- Wall-Saver Design
- Standard with: Nylon Glides
- Available with Contrasting Upholstery ([See Details](#))

Must Specify (in this order):

Model #  
Finish  
Primary Upholstery  
Accent Upholstery  
Glide

List Price/Grade	Yards	COM/1	2	3	4	5	6	7	8	9	10	L1	L2
Single Upholstery	2.75	\$ 1805	1943	2061	2174	2347	2523	2773	3032	3337	3686	2682	3056
Contrasting Upholstery													
Primary	1.75	\$ 1805	1893	1968	2040	2150	2262	2421	2586	2780	3002	2363	2601
Accent	1.00	\$ 0	50	93	134	197	261	352	446	557	684	319	455

OPEN ARM SETTEE	2362	46¾	28¾	29¾	44	20½	17¼	22¾	68	29.4
-----------------	------	-----	-----	-----	----	-----	-----	-----	----	------



**WS**

**Description**


- Wall-Saver Design
- Standard with: Nylon Glides

Must Specify (in this order):

Model #  
Finish  
Upholstery  
Glide

List Price/Grade	Yards	COM/1	2	3	4	5	6	7	8	9	10	L1	L2
Single Upholstery	3.25	\$ 2680	2843	2982	3116	3320	3528	3824	4130	4490	4903	3717	4159

CLOSED ARM SETTEE	2462	46¾	28¾	29¾	44	20½	17¼	22¾	70	29.4
-------------------	------	-----	-----	-----	----	-----	-----	-----	----	------



**WS**

**Description**

- Wall-Saver Design
- Standard with: Nylon Glides
- Available with Contrasting Upholstery ([See Details](#))

Must Specify (in this order):

Model #  
Finish  
Primary Upholstery  
Accent Upholstery  
Glide

List Price/Grade	Yards	COM/1	2	3	4	5	6	7	8	9	10	L1	L2
Single Upholstery	4.25	\$ 2855	3068	3250	3425	3692	3964	4351	4751	5222	5762	4211	4789
Contrasting Upholstery													
Primary	3.25	\$ 2855	3018	3157	3291	3495	3703	3999	4305	4665	5078	3892	4334
Accent	1.00	\$ 0	50	93	134	197	261	352	446	557	684	319	455

For ordering options, [see overview at the beginning of this section.](#)

Item	Model No.		W	D	H	Ship Wt	Cubic Ft	List Price	
END TABLE	231-1818ET	Square Edge	18	18	20	18	10.8	Y\$	1389
		Knife Edge						K\$	1778



Must Specify (in this order):  
Model #  
Finish  
Edge

**Description**

- Standard with: Adjustable Glides
- Specify Square (Y) or Knife (K) Edge ([See Edge Details](#))
- Ships Fully Assembled

SMALL SQUARE COCKTAIL TABLE	231-2323SCT	Square Edge	23	23	16	21	10.8	Y\$	1420
		Knife Edge						K\$	1820

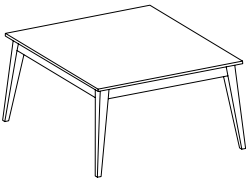


Must Specify (in this order):  
Model #  
Finish  
Edge

**Description**

- Standard with: Adjustable Glides
- Specify Square (Y) or Knife (K) Edge ([See Edge Details](#))
- Ships Fully Assembled

SQUARE COCKTAIL TABLE	231-3535SCT	Square Edge	34 $\frac{7}{8}$	34 $\frac{7}{8}$	16	45	25.7	Y\$	1702
		Knife Edge						K\$	2186

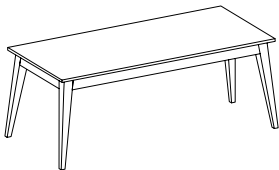


Must Specify (in this order):  
Model #  
Finish  
Edge

**Description**

- Standard with: Adjustable Glides
- Specify Square (Y) or Knife (K) Edge ([See Edge Details](#))
- Ships Fully Assembled

RECTANGULAR COCKTAIL TABLE	231-4723RCT	Square Edge	46 $\frac{7}{8}$	23	16	36	23.1	Y\$	1666
		Knife Edge						K\$	2142



Must Specify (in this order):  
Model #  
Finish  
Edge

**Description**

- Standard with: Adjustable Glides
- Specify Square (Y) or Knife (K) Edge ([See Edge Details](#))
- Ships Fully Assembled



Square



Knife

For ordering options, [see overview at the beginning of this section](#)



The perfect companion for traditional casegoods, Cirka creates an enduring style of guest seating for office, lounge, or conference environments. Select caster models for easy mobility.

**CONSTRUCTION**

- Exposed wood components and chair frame are manufactured using European Beech and are free of spirits, discoloration, pits, shakes, and wormholes
- All chair joints are double-doweled or mortised and tenoned, screwed, and glued for maximum strength and durability
- All seats feature corner blocking
- Frames are individually hand assembled and sanded prior to being finished
- Non-marring nylon glides included in each leg at floor level
- High Grade Polyurethane Foam, 1¾" thick in the seat and 2" thick in the back
- Textiles are sewn with double stitch seams
- High quality resilient sheet webbing ensures a comfortable seating application
- Rated for users up to 275lbs
- Ships fully assembled

**HOW TO ORDER EXAMPLE**

Model No.	Description	Example
208	Finish	SBP
	Upholstery	Momentum Canter EPU Nimbus
	Nail Trim/Casters	NSLVR
	Glides	FELT

**WOOD FINISHES**

Indiana Furniture uses a multi-step, hand finishing process on all exposed wood frames.

Chairs feature a catalyzed varnish finish which offers durability, lasting beauty, and resistance to normal wear.

AW Artisan Walnut	MAS Mesa Sunset*
AS Asian Night	MTS Metropolis Sky
BW Beigewood*	MNR Midnight Run
BL Black	NTM Natural Marrone*
CO Columbian Walnut	ORW Oak Riftwood*
DC Dark Cherry	PNW Pinnacle Walnut
DFW Dark Forest Walnut*	PTK Portico Teak*
WH Designer White	RC River Cherry*
EF Espresso	SCH Select Cherry
FO Fawn Oak*	SPW Sepia Walnut*
FLW Florence Walnut*	SKC Shaker Cherry
GC Golden Cherry	SBP Smoky Brown Pear*
HW Harvest Walnut	TK Studio Teak
HNW Henna Walnut	SM Sugar Maple
KHE Kirsche	WTA Weathered Ash*
LW Legacy Walnut	WNB White Nebbia
MW Mahogany Walnut	WC Williamsburg Cherry

\* Finish is Low Sheen

**UPHOLSTERY OPTIONS**

Available in single upholstery in a wide variety of graded-in or contract options, including fabric, vinyl, and leather.

**NAIL TRIM**

NABRS	Brass Nail Trim	STD
NSLVR	Silver Nail Trim	\$ N/C
NONT	No Nail Trim	\$ N/C

**CASTER OPTIONS (IF APPLICABLE)**

BRCS	Brass Hooded Casters	STD
BLCS	Black Hooded Casters	\$ N/C
SLCS	Silver Hooded Casters	\$ N/C

**GLIDE OPTIONS (IF APPLICABLE)**

STD	Nylon Glides	STD
FELT	Felt Glides	\$ N/C

**CERTIFICATIONS & COMPLIANCE**

- CAL 117-2013 Compliance
- Intertek Sustainability Certified
- BIFMA level® Certified
- BIFMA Compliant® Certified
- TSCA Title VI (CARB) Compliance
- US Green Building's LEED® Contribution

**STATEMENT OF LINE**



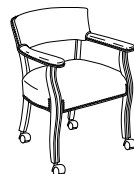
Half Barrel  
Back Guest: 206  
[\(See Details\)](#)



Half Barrel Back  
on Casters: 208  
[\(See Details\)](#)



Half Back Guest:  
226  
[\(See Details\)](#)



Half Back Guest  
on Casters: 228  
[\(See Details\)](#)

Item	Model No.	Chair Width	Chair Depth	Chair Height	Seat Width	Seat Depth	Seat Height	Arm Height	Ship Wt	Cubic Ft
HALF UPHOLSTERED BARREL BACK GUEST	206	25	23	30	18	18½	17	25	30	16.9



**Description**

- Standard with: Brass Nail Trim
- Optional Silver Nail Trim ([See Options](#))

List Price/Grade	Yards	COM/1	2	3	4	5	6	7	8	9	10	L1	L2
Single Upholstery	1.75	\$ 1853	1941	2016	2088	2198	2310	2469	2634	2828	3050	2411	2649

Must Specify (in this order):

- Model #
- Finish
- Upholstery
- Nail Trim Color
- Glide

HALF UPHOLSTERED BARREL BACK WITH CASTERS	208	25	23	30	18	18½	17	26¾	30	16.9
---	-----	----	----	----	----	-----	----	-----	----	------



**Description**

- Standard with: Brass Nail Trim and Brass Hooded Dual Wheel Hard Casters Standard
- Optional Silver Nail Trim and Additional Caster Options ([See Options](#))
- Not Recommended for Use with Conference Tables

List Price/Grade	Yards	COM/1	2	3	4	5	6	7	8	9	10	L1	L2
Single Upholstery	1.75	\$ 1990	2078	2153	2225	2335	2447	2606	2771	2965	3187	2548	2786

Must Specify (in this order):

- Model #
- Finish
- Upholstery
- Nail Trim
- Caster

HALF UPHOLSTERED BACK GUEST	226	24	23½	30	18	18	18	24½	30	16.9
-----------------------------	-----	----	-----	----	----	----	----	-----	----	------



**Description**

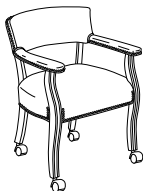
- Standard with: Brass Nail Trim
- Optional Silver Nail Trim ([See Options](#))

List Price/Grade	Yards	COM/1	2	3	4	5	6	7	8	9	10	L1	L2
Single Upholstery	2.00	\$ 1364	1464	1550	1632	1758	1886	2068	2256	2478	2732	2002	2274

Must Specify (in this order):

- Model #
- Finish
- Upholstery
- Nail Trim Color
- Glide

HALF UPHOLSTERED BACK WITH CASTERS	228	24	23½	30	18	18	18	25⅝	30	16.9
------------------------------------	-----	----	-----	----	----	----	----	-----	----	------



**Description**

- Standard with: Brass Nail Trim and Brass Hooded Dual Wheel Hard Casters Standard
- Optional Silver Nail Trim and Additional Caster Options ([See Options](#))
- Not Recommended for Use with Conference Tables

List Price/Grade	Yards	COM/1	2	3	4	5	6	7	8	9	10	L1	L2
Single Upholstery	2.00	\$ 1403	1503	1589	1671	1797	1925	2107	2295	2517	2771	2041	2313

Must Specify (in this order):

- Model #
- Finish
- Upholstery
- Nail Trim
- Caster

For ordering options, [see overview at the beginning of this section.](#)



For private office, conference, or in an open collaborative space, Clutch is designed to fit your exact need. Choose the height that fits the environment, the arm that supports the task, and the base that works best for the project. Contoured lumbar support and flexible suspension provide all day comfort. A selection of arm and base styles offer the right adjustment. Spec the appropriate final touches for highbrow environments or scale for casual office settings.

**CONSTRUCTION**

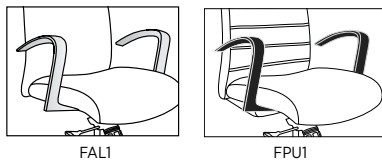
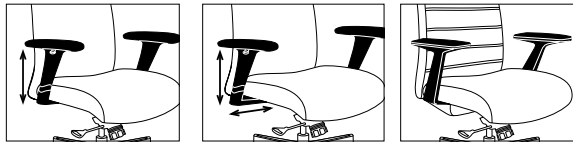
- Backs are formed with a steel tubular frame
- Seats are manufactured of plywood
- 3/8" diameter bolts fasten back to seat
- High Grade Polyurethane Foam, 3" thick in the seat and 1" thick in the back; seat polyurethane is a molded fabrication and is highly resilient
- Contoured seat with waterfall edge for ergonomic comfort
- Textiles are sewn with double stitch seams
- Rated for users up to 275lbs
- Ships fully assembled

**HOW TO ORDER EXAMPLE**

Model No.	Description	Example
584	Arm	FAL1
	Control	ST
	Base	ALM Base
	Caster	BHC
	Upholstery	UF Brisa Original Sand

**ARM OPTIONS**

NO ARM	Armless	\$ -131
ABT2	Black Height Adjustable T	\$ STD
FBT1	Black Fixed T	\$ 140
ABT2W	Black Height and Width Adjustable T	\$ 160
FAL1	Aluminum Fixed Loop	\$ 220
FPU1	Black Fixed Loop	\$ 140



**CONTROL OPTIONS**

SW	Swivel Tilt Control	STD
KT	Knee Tilt Control	\$ 93
ST	Synchro Knee Tilt Control	\$ 137
SS	Synchro Tilt Control with Seat Slider	\$ 169

**BASE OPTIONS**

BLK BASE	Black Nylon Base	STD
ALM BASE	Polished Aluminum Base	\$ 111
AS POWD	Powder-Coated Silver Base	\$ 180

**CASTER OPTIONS**

BCC	Black Dual Wheel Carpet Caster	STD
BHC	Black Soft Caster for Hard Surfaces	N/C
BG	Black Glides for All Surfaces	N/C
CHRC	Chrome-Rimmed Hard Surface Caster with Roll Control	\$ 385

**UPHOLSTERY OPTIONS**

Available in single upholstery in a wide variety of graded-in or contract options, including fabric, vinyl, and leather.

**CERTIFICATIONS & COMPLIANCE**

- CAL 117-2013 Compliance
- Intertek Sustainability Certified
- BIFMA level® Certified
- BIFMA Compliant® Certified
- TSCA Title VI (CARB) Compliance
- US Green Building's LEED® Contribution

**STATEMENT OF LINE**



High Back:  
584  
[\(See Details\)](#)

Mid Back:  
582  
[\(See Details\)](#)

Item	Model No.	Chair Width	Chair Depth	Chair Height	Seat Width	Seat Depth	Seat Height	Arm Height	Ship Wt	Cubic Ft
HIGH BACK SWIVEL	584	26	26	43-48	20½	19	16¼-21¼	25¾-29¾	46	20



**Description**

- Ergonomic Curved Back Provides Lumbar Support and Promotes Circulation
- Standard with: Swivel Tilt Control with Adjustable Tension; Pneumatic Height Adjustment, 5-Star Base Fiberglass Reinforced Nylon Base, Black Height Adjustable T-Arm, and Black Dual Wheel Carpet Casters
- Specify [Arm Option](#), [Control Option](#), [Base Option](#), and [Caster Option](#)

List Price/Grade	Yards	COM/1	2	3	4	5	6	7	8	9	10	L1	L2
Single Upholstery	2.25	\$ 1858	1971	2067	2160	2301	2445	2650	2862	3111	3397	2576	2882

Must Specify (in this order):

- Model #
- Arm
- Control Option
- Base
- Casters
- Primary Upholstery

Item	Model No.	Chair Width	Chair Depth	Chair Height	Seat Width	Seat Depth	Seat Height	Arm Height	Ship Wt	Cubic Ft
MID BACK SWIVEL	582	26	26	37-42	20½	19	16¼-21¼	25¾-29¾	46	20



**Description**

- Ergonomic Curved Back Provides Lumbar Support and Promotes Circulation
- Standard with: Swivel Tilt Control with Adjustable Tension; Pneumatic Height Adjustment, 5-Star Base Fiberglass Reinforced Nylon Base, Black Height Adjustable T-Arm, and Black Dual Wheel Carpet Casters
- Specify [Arm Option](#), [Control Option](#), [Base Option](#), and [Caster Option](#)

List Price/Grade	Yards	COM/1	2	3	4	5	6	7	8	9	10	L1	L2
Single Upholstery	1.50	\$ 1653	1728	1793	1854	1949	2045	2181	2322	2489	2679	2132	2336

Must Specify (in this order):

- Model #
- Arm
- Control Option
- Base
- Casters
- Primary Upholstery

For ordering options, [see overview at the beginning of this section.](#)

The Dab collection of multi-purpose, stackable seating offers a broad range of functionality and style and is ideal for personal and shared offices, teaming and collaborative areas, training and learning spaces, meeting and huddle rooms, break rooms and cafés, and so much more. With upholstery, mesh, and poly options for seats and backs, as well as armless models, tasking options, and ganging brackets, this line has what it takes to bring a variety of spaces to life.

### CONSTRUCTION

- All seats and backs are 0.2" thick mold-injected plastic polypropylene made from 70% recycled material
- Upholstered seats feature 1" thick high grade polyurethane foam
- Upholstered backs have ½" high grade polyurethane foam
- Black mesh backs are made of woven polypropylene
- Powder coated steel leg frames are ¾" diameter and available in black or aluminum
- Chairs without casters include black non-leveling plastic glides; chairs with casters feature 60mm black soft wheels for hard surfaces
- Gang black plastic arm and armless models together with the black steel ganging bracket; We advise against combining chairs with casters and glides
- Ships fully assembled
- Rated for up to 275lbs

### MORE THAN JUST A GREAT CHAIR

Dab is more than just a great chair. By using recycled content, this chair is all about being sustainable and reducing our carbon footprint. And with every Dab chair ordered, we will donate a percentage of the sales to The Common Thread for The Cure, a foundation dedicated to the battle against breast cancer.

Extend the generosity even further by exploring a variety of patterns from Mayer Fabrics and Momentum Textiles & Wall Coverings, both have partnered with The Common Thread For The Cure to offer donations from specific patterns, allowing Dab to contribute even more to the cause.



### HOW TO ORDER EXAMPLES

#### UPHOLSTERED SEAT AND BACK MODELS

Model No.	Description	Example
900U	Primary Upholstery	Mayer Editor Blush
	Accent Upholstery	Mayer Crazy Quilt Magenta
	Leg Frame Color	BLK

#### UPHOLSTERED SEAT WITH MESH BACK MODELS

Model No.	Description	Example
910M	Seat Upholstery	Momentum Silica Jewel
	Leg Frame Color	ALUM

#### POLY SEAT AND BACK MODELS

Model No.	Description	Example
908P	Leg Frame Color	BLK

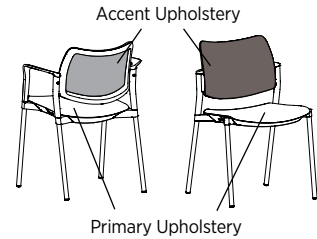
### UPHOLSTERY OPTIONS

Available in single or contrasting upholsteries in a wide variety of graded-in or contract options, including fabric, vinyl, and leather.

#### Single Upholstery



#### Contrasting Upholstery




### LEG FRAME COLOR OPTIONS

- BLK Black
- ALUM Aluminum

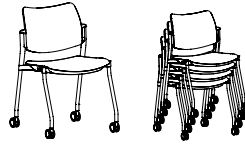


### CERTIFICATIONS & COMPLIANCE

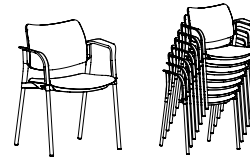
- Intertek Indoor Air Quality Certified
- BIFMA level® Certified
- BIFMA Compliant® Certified
- TSCA Title VI (CARB) Compliance
- Contributes to USGBC's LEED® Program
- Contributes to The Green Building Initiative's Green Globes® Program



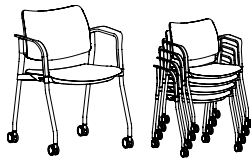
Upholstered Seat and  
Back Armless:  
900U  
[\(See Details\)](#)



Upholstered Seat and  
Back Armless with Casters:  
908U  
[\(See Details\)](#)



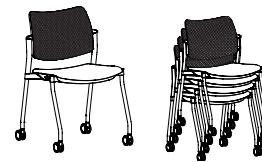
Upholstered Seat and  
Back with Arms:  
910U  
[\(See Details\)](#)



Upholstered Seat and Back  
with Arms and Casters:  
918U  
[\(See Details\)](#)



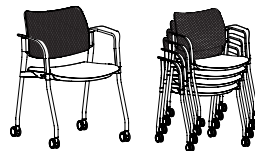
Upholstered Seat and  
Mesh Back Armless:  
900M  
[\(See Details\)](#)




Upholstered Seat and Mesh  
Back Armless with Casters:  
908M  
[\(See Details\)](#)



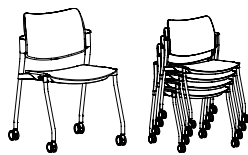
Upholstered Seat and Mesh  
Back with Arms:  
910M  
[\(See Details\)](#)



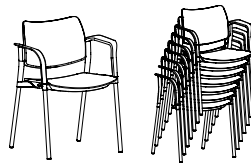
Upholstered Seat and  
Mesh Back with Arms  
and Casters:  
918M  
[\(See Details\)](#)



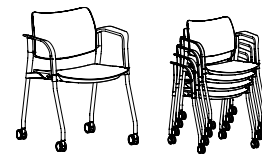
Poly Seat and Back  
Armless: 900P  
[\(See Details\)](#)



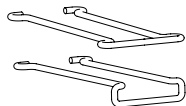
Poly Seat and Back  
Armless with Casters:  
908P  
[\(See Details\)](#)



Poly Seat and Back  
with Arms:  
910P  
[\(See Details\)](#)




Poly Seat and Back with  
Arms and Casters:  
918P  
[\(See Details\)](#)



Ganging Bracket:  
910-000GB  
[\(See Details\)](#)

Item	Model No.	Chair Width	Chair Depth	Chair Height	Seat Width	Seat Depth	Seat Height	Arm Height	Ship Wt	Cubic Ft
UPHOLSTERED SEAT AND BACK ARMLESS	900U	21	22	32	17	17½	18½	-	14	10.1




**Description**

- Upholstered Seat and Back with Black Non-Leveling Plastic Glides
- Available with Contrasting Upholstery on Seat and Back; [See Upholstery Options](#)
- Must Specify Frame Color; Black (BLK) or Aluminum (ALUM)
- Easily Gang Chairs Together; Ganging Bracket Sold Separately, [See Unit](#)
- Stacks Up to Seven (7) High; Stacking Height: 49¼"H and Stacking Depth: 34½"D
- Rated For Users Up To 253lbs

List Price/Grade	COM	1	2	3	4	5	6	7	8	9	10	L1	L2
Single Upholstery	1.00 \$	617	669	713	756	821	887	981	1079	1193	1325	947	1088
Contrasting Upholstery													
Primary	0.75 \$	641	680	713	745	794	844	914	988	1073	1172	889	994
Accent	0.75 \$	0	39	72	104	153	203	273	347	432	531	248	353

Must Specify (in this order):  
 Model #  
 Primary Upholstery  
 Accent Upholstery  
 Leg Frame Color

UPHOLSTERED SEAT AND BACK ARMLESS WITH CASTERS	908U	21	22	32	17	17½	18½	-	14	10.1
--	------	----	----	----	----	-----	-----	---	----	------




**Description**

- Upholstered Seat and Back with 60mm Black Soft Wheel Casters
- Available with Contrasting Upholstery on Seat and Back; [See Upholstery Options](#)
- Specify Frame Color; Black (BLK) or Aluminum (ALUM)
- Easily Gang Chairs Together; Ganging Bracket Sold Separately, [See Unit](#)
- Caster Units Stack Up to Four (4) High; Stacking Height: 40½"H and Stacking Depth: 30"D
- Rated For Users Up To 253lbs

List Price/Grade	COM	1	2	3	4	5	6	7	8	9	10	L1	L2
Single Upholstery	1.00 \$	676	728	772	815	880	946	1040	1138	1252	1384	1006	1147
Contrasting Upholstery													
Primary	0.75 \$	700	739	772	804	853	903	973	1047	1132	1231	948	1053
Accent	0.75 \$	0	39	72	104	153	203	273	347	432	531	248	353

Must Specify (in this order):  
 Model #  
 Primary Upholstery  
 Accent Upholstery  
 Leg Frame Color

UPHOLSTERED SEAT AND BACK WITH ARMS	910U	24	22	32	17	17½	18½	27¼	16	10.1
-------------------------------------	------	----	----	----	----	-----	-----	-----	----	------



**Description**


- Upholstered Seat and Back with Black Plastic Arms and Black Non-Leveling Plastic Glides
- Available with Contrasting Upholstery on Seat and Back; [See Upholstery Options](#)
- Specify Frame Color; Black (BLK) or Aluminum (ALUM)
- Easily Gang Chairs Together; Ganging Bracket Sold Separately, [See Unit](#)
- Stacks Up to Seven (7) High; Stacking Height: 49¼"H and Stacking Depth: 34½"D
- Rated For Users Up To 253lbs

List Price/Grade	COM	1	2	3	4	5	6	7	8	9	10	L1	L2
Single Upholstery	1.00 \$	655	707	751	794	859	925	1019	1117	1231	1363	985	1126
Contrasting Upholstery													
Primary	0.75 \$	679	718	751	783	832	882	952	1026	1111	1210	927	1032
Accent	0.75 \$	0	39	72	104	153	203	273	347	432	531	248	353

Must Specify (in this order):  
 Model #  
 Primary Upholstery  
 Accent Upholstery  
 Leg Frame Color

For ordering options, [see overview at the beginning of this section.](#)

Item	Model No.	Chair Width	Chair Depth	Chair Height	Seat Width	Seat Depth	Seat Height	Arm Height	Ship Wt	Cubic Ft
UPHOLSTERED SEAT AND BACK WITH ARMS AND CASTERS	918U	24	22	32	17	17½	18½	27¼	16	10.1




**Description**

- Upholstered Seat and Back with Black Plastic Arms and 60mm Black Soft Wheel Casters
- Available with Contrasting Upholstery on Seat and Back; [See Upholstery Options](#)
- Specify Frame Color; Black (BLK) or Aluminum (ALUM)
- Easily Gang Chairs Together; Ganging Bracket Sold Separately, [See Unit](#)
- Caster Units Stack Up to Four (4) High; Stacking Height: 40½"H and Stacking Depth: 30"D
- Rated For Users Up To 253lbs

List Price/Grade	COM	1	2	3	4	5	6	7	8	9	10	L1	L2
Single Upholstery	1.00 \$	714	766	810	853	918	984	1078	1176	1290	1422	1044	1185
Contrasting Upholstery													
Primary	0.75 \$	738	777	810	842	891	941	1011	1085	1170	1269	986	1091
Accent	0.75 \$	0	39	72	104	153	203	273	347	432	531	248	353

Must Specify (in this order):  
 Model #  
 Primary Upholstery  
 Accent Upholstery  
 Leg Frame Color

UPHOLSTERED SEAT AND BLACK MESH BACK ARMLESS	900M	21	22	32	17	17½	18½	-	13	10.1
--	------	----	----	----	----	-----	-----	---	----	------



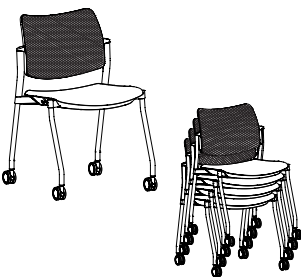
**Description**

- Upholstered Seat with Black Mesh Back and Black Non-Leveling Plastic Glides
- Specify Frame Color; Black (BLK) or Aluminum (ALUM)
- Easily Gang Chairs Together; Ganging Bracket Sold Separately, [See Unit](#)
- Stacks Up to Seven (7) High; Stacking Height: 49¼"H and Stacking Depth: 34½"D
- Rated For Users Up To 253lbs

List Price/Grade	COM	1	2	3	4	5	6	7	8	9	10	L1	L2
Seat Upholstery	0.75 \$	503	542	575	607	656	706	776	850	935	1034	751	856

Must Specify (in this order):  
 Model #  
 Seat Upholstery  
 Leg Frame Color

UPHOLSTERED SEAT AND BLACK MESH BACK ARMLESS WITH CASTERS	908M	21	22	32	17	17½	18½	-	13	10.1
---	------	----	----	----	----	-----	-----	---	----	------



**Description**


- Upholstered Seat with Black Mesh Back and 60mm Black Soft Wheel Casters
- Specify Frame Color; Black (BLK) or Aluminum (ALUM)
- Easily Gang Chairs Together; Ganging Bracket Sold Separately, [See Unit](#)
- Caster Units Stack Up to Four (4) High; Stacking Height: 40½"H and Stacking Depth: 30"D
- Rated For Users Up To 253lbs

List Price/Grade	COM	1	2	3	4	5	6	7	8	9	10	L1	L2
Seat Upholstery	0.75 \$	562	601	634	666	715	765	835	909	994	1093	810	915

Must Specify (in this order):  
 Model #  
 Seat Upholstery  
 Leg Frame Color

For ordering options, [see overview at the beginning of this section.](#)

Item	Model No.	Chair Width	Chair Depth	Chair Height	Seat Width	Seat Depth	Seat Height	Arm Height	Ship Wt	Cubic Ft
UPHOLSTERED SEAT AND BLACK MESH BACK WITH ARMS	910M	24	22	32	17	17½	18½	27¼	15	10.1



**Description**


- Upholstered Seat with Black Mesh Back, Black Plastic Arms and Black Non-Leveling Plastic Glides
- Specify Frame Color; Black (BLK) or Aluminum (ALUM)
- Easily Gang Chairs Together; Ganging Bracket Sold Separately, [See Unit](#)
- Stacks Up to Seven (7) High: 49¼”H and Stacking Depth: 34½”D
- Rated For Users Up To 253lbs

List Price/Grade	COM	1	2	3	4	5	6	7	8	9	10	L1	L2
Seat Upholstery	0.75 \$	541	580	613	645	694	744	814	888	973	1072	789	894

Must Specify (in this order):

- Model #
- Seat Upholstery
- Leg Frame Color

UPHOLSTERED SEAT AND BLACK MESH BACK WITH ARMS AND CASTERS	918M	24	22	32	17	17½	18½	27¼	15	10.1
--	------	----	----	----	----	-----	-----	-----	----	------



**Description**

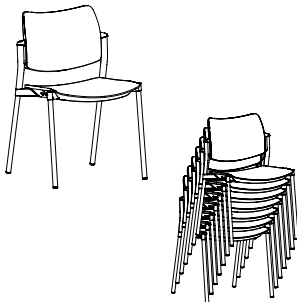
- Upholstered Seat with Black Mesh Back, Black Plastic Arms and 60mm Black Soft Wheel Casters
- Specify Frame Color; Black (BLK) or Aluminum (ALUM)
- Easily Gang Chairs Together; Ganging Bracket Sold Separately, [See Unit](#)
- Caster Units Stack Up to Four (4) High; Stacking Height: 40½”H and Stacking Depth: 30”D
- Rated For Users Up To 253lbs

List Price/Grade	COM	1	2	3	4	5	6	7	8	9	10	L1	L2
Single Upholstery	0.75	600	639	672	704	753	803	600	947	1032	1131	848	953

Must Specify (in this order):

- Model #
- Seat Upholstery
- Leg Frame Color

Item	Model No.	Chair Width	Chair Depth	Chair Height	Seat Width	Seat Depth	Seat Height	Ship Wt	Cubic Ft	List Price
ARMLESS WITH POLY SEAT AND BACK	900P	21	22	32	17	17½	18½	13	10.1	\$ 346



**Description**

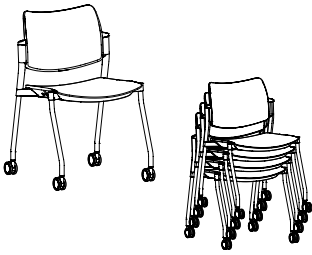
- Black Poly Seat and Back with Black Non-Leveling Plastic Glides
- Specify Frame Color; Black (BLK) or Aluminum (ALUM)
- Easily Gang Chairs Together; Ganging Bracket Sold Separately, [See Unit](#)
- Stacks Up to Seven (7) High; Stacking Height: 49”H and Stacking Depth: 34½”D
- Rated For Users Up To 253lbs

Must Specify (in this order):

- Model #
- Leg Frame Color

For ordering options, [see overview at the beginning of this section.](#)

Item	Model No.	Chair Width	Chair Depth	Chair Height	Seat Width	Seat Depth	Seat Height	Arm Height	Ship Wt	Cubic Ft	List Price
ARMLESS WITH POLY SEAT AND BACK WITH CASTERS	908P	21	22	32	17	17½	18½	-	13	10.1	\$ 405




**Description**

- Black Poly Seat and Back with 60mm Black Soft Wheel Casters
- Specify Frame Color; Black (BLK) or Aluminum (ALUM)
- Easily Gang Chairs Together; Ganging Bracket Sold Separately, See Unit Below
- Stacks Up to Four (4) High; Stacking Height: 40"H and Stacking Depth: 29¼"D
- Rated For Users Up To 253lbs

Must Specify (in this order):

- Model #
- Leg Frame Color

POLY SEAT AND BACK WITH ARMS	910P	24	22	32	17	17½	18½	27¼	15	10.1	\$ 384
------------------------------	------	----	----	----	----	-----	-----	-----	----	------	--------



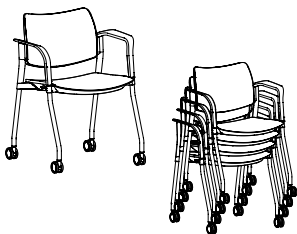
**Description**

- Black Poly Seat and Back with Black Plastic Arms and Black Non-Leveling Plastic Glides
- Specify Frame Color; Black (BLK) or Aluminum (ALUM)
- Easily Gang Chairs Together; Ganging Bracket Sold Separately, See Unit Below
- Stacks Up to Seven (7) High; Stacking Height: 49"H and Stacking Depth: 34½"D
- Rated For Users Up To 253lbs

Must Specify (in this order):

- Model #
- Leg Frame Color

POLY SEAT AND BACK WITH ARMS AND CASTERS	918P	24	22	32	17	17½	18½	27¼	15	10.1	\$ 443
--	------	----	----	----	----	-----	-----	-----	----	------	--------



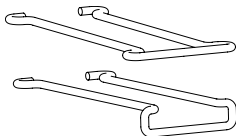
**Description**

- Black Poly Seat and Back with Black Plastic Arms and 60mm Black Soft Wheel Casters
- Specify Frame Color; Black (BLK) or Aluminum (ALUM)
- Easily Gang Chairs Together; Ganging Bracket Sold Separately, See Unit Below
- Stacks Up to Four (4) High; Stacking Height: 40"H and Stacking Depth: 29¼"D
- Rated For Users Up To 253lbs

Must Specify (in this order):

- Model #
- Leg Frame Color

Item	Model No.	Width	Depth	Height	Ship Wt	Cubic Ft	List Price
GANGING BRACKET	910-000GB	7	3½	1	0.5	3	\$ 53



**Description**

- Black ¼" Steel Ganging Bracket
- When Armed Chairs are Ganged Together, Arms are ⅜" Apart and Frames are ¾" Apart
- When Armless Chairs are Ganged Together, Frames are 1" Apart

For ordering options, [see overview at the beginning of this section.](#)



Clean lines, five back styles, and beautiful hardwood frames form a versatile collection of guest seating to outfit any environment. From contemporary to traditional, corporate to healthcare, Delphi adds style without sacrificing comfort. The ability to mix and match back styles gives you design freedom to create the perfect look, and provide lasting comfort, for a diverse range of users. High Occupancy models support users up to 400lbs.

**CONSTRUCTION**

- Exposed wood components are manufactured using European Beech and are free of spirits, discoloration, pits, shakes, and wormholes
- All chair joints are double-doweled or mortised and tenoned, screwed, and glued for maximum strength and durability
- Frames are individually hand assembled and sanded prior to being finished
- Non-marring nylon glides included in each leg at floor level
- High Grade Polyurethane Foam, 1½" thick in the seat and back
- High quality resilient sheet webbing ensures a comfortable seating application
- Standard units support users up to 275lbs and High Occupancy units support users up to 400lbs
- Ships fully assembled

**HOW TO ORDER EXAMPLE**

Model No.	Description	Example
266B	Finish	WTA
	Primary Upholstery	Momentum Graph Alpine
	Accent Upholstery	Momentum Boom II Pewter
	Glides	STD

**WOOD FINISHES**

Indiana Furniture uses a multi-step, hand finishing process on all exposed wood frames.

Chairs feature a catalyzed varnish finish which offers durability, lasting beauty, and resistance to normal wear.

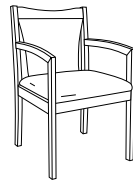
AW Artisan Walnut	MAS Mesa Sunset*
AS Asian Night	MTS Metropolis Sky
BW Beigewood*	MNR Midnight Run
BL Black	NTM Natural Marrone*
CO Columbian Walnut	ORW Oak Riftwood*
DC Dark Cherry	PNW Pinnacle Walnut
DFW Dark Forest Walnut*	PTK Portico Teak*
WH Designer White	RC River Cherry*
EF Espresso	SCH Select Cherry
FO Fawn Oak*	SPW Sepia Walnut*
FLW Florence Walnut*	SKC Shaker Cherry
GC Golden Cherry	SBP Smoky Brown Pear*
HW Harvest Walnut	TK Studio Teak
HNW Henna Walnut	SM Sugar Maple
KHE Kirsche	WTA Weathered Ash*
LW Legacy Walnut	WNB White Nebbia
MW Mahogany Walnut	WC Williamsburg Cherry

\* Finish is Low Sheen

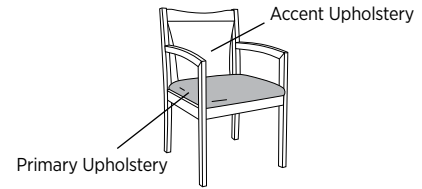
**UPHOLSTERY OPTIONS**

Available in single or contrasting upholsteries in a wide variety of graded-in or contract options, including fabric, vinyl, and leather.

**Single Upholstery**



**Contrasting Upholstery**

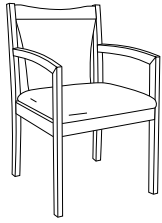


**GLIDE OPTIONS**

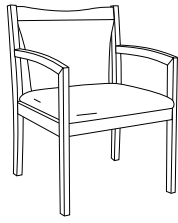
STD	Nylon Glides	STD
FELT	Felt Glides	\$ N/C

**CERTIFICATIONS**

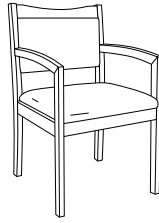
- CAL 117-2013 Compliance
- Intertek Sustainability Certified
- BIFMA level® Certified
- BIFMA Compliant® Certified
- TSCA Title VI (CARB) Compliance
- US Green Building's LEED® Contribution



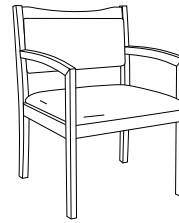
Full Back Guest:  
266  
[\(See Details\)](#)



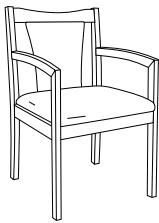
High Occupancy,  
Full Back Guest:  
266B  
[\(See Details\)](#)



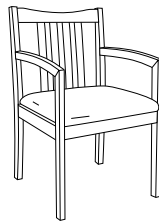
Clean Out Back  
Guest: 267  
[\(See Details\)](#)




High Occupancy,  
Clean Out Back  
Guest: 267B  
[\(See Details\)](#)



Sculpted Back Guest:  
276  
[\(See Details\)](#)

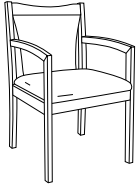


Vertical Slat Back  
Guest: 287  
[\(See Details\)](#)



Tapered Slat Back  
Guest: 286  
[\(See Details\)](#)

Item	Model No.	Chair Width	Chair Depth	Chair Height	Seat Width	Seat Depth	Seat Height	Arm Height	Ship Wt	Cubic Ft
FULL BACK GUEST	266	22	23	34¾	20	18½	18¼	26¾	30	16.9



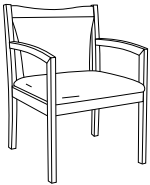
Must Specify (in this order):  
 Model #  
 Finish  
 Primary Upholstery  
 Accent Upholstery  
 Glide

**Description**

- Available with Contrasting Upholstery ([See Details](#))
- Supports Users Up To 275lbs

List Price/Grade	Yards	COM/1	2	3	4	5	6	7	8	9	10	L1	L2
Single Upholstery	1.50	\$ 1084	1159	1224	1285	1380	1476	1612	1753	1920	2110	1563	1767
Contrasting Upholstery													
Primary	0.75	\$ 1084	1122	1154	1185	1232	1280	1348	1419	1502	1597	1323	1425
Accent	0.75	\$ 0	38	70	101	148	196	264	335	418	513	239	341

HIGH OCCUPANCY, FULL BACK GUEST	266B	32	23	34¾	30	18½	18¼	26¾	35	25.7
---------------------------------	------	----	----	-----	----	-----	-----	-----	----	------



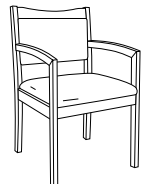
Must Specify (in this order):  
 Model #  
 Finish  
 Primary Upholstery  
 Accent Upholstery  
 Glide

**Description**

- Available with Contrasting Upholstery ([See Details](#))
- Supports Users Up To 400lbs

List Price/Grade	Yards	COM/1	2	3	4	5	6	7	8	9	10	L1	L2
Single Upholstery	2.00	\$ 1387	1487	1573	1655	1781	1909	2091	2279	2501	2755	2025	2297
Contrasting Upholstery													
Primary	1.25	\$ 1409	1472	1525	1577	1655	1735	1849	1967	2105	2264	1808	1978
Accent	1.25	\$ 0	63	116	168	246	326	440	558	696	855	399	569

CLEAN OUT BACK GUEST	267	22	23	34¾	20	18½	18¼	26¾	30	16.9
----------------------	-----	----	----	-----	----	-----	-----	-----	----	------



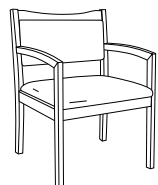
Must Specify (in this order):  
 Model #  
 Finish  
 Primary Upholstery  
 Accent Upholstery  
 Glide

**Description**

- Available with Contrasting Upholstery ([See Details](#))
- Supports Users Up To 275lbs

List Price/Grade	Yards	COM/1	2	3	4	5	6	7	8	9	10	L1	L2
Single Upholstery	1.50	\$ 1084	1159	1224	1285	1380	1476	1612	1753	1920	2110	1563	1767
Contrasting Upholstery													
Primary	0.75	\$ 1095	1133	1165	1196	1243	1291	1359	1430	1513	1608	1334	1436
Accent	1.00	\$ 0	50	93	134	197	261	352	446	557	684	319	455

HIGH OCCUPANCY, CLEAN OUT BACK GUEST	267B	32	23	34¾	30	18½	18¼	26¾	35	25.7
--------------------------------------	------	----	----	-----	----	-----	-----	-----	----	------



Must Specify (in this order):  
 Model #  
 Finish  
 Primary Upholstery  
 Accent Upholstery  
 Glide

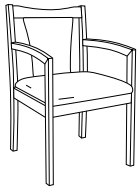
**Description**

- Available with Contrasting Upholstery ([See Details](#))
- Supports Users Up To 400lbs

List Price/Grade	Yards	COM/1	2	3	4	5	6	7	8	9	10	L1	L2
Single Upholstery	2.25	\$ 1403	1516	1612	1705	1846	1990	2195	2407	2656	2942	2121	2427
Contrasting Upholstery													
Primary	1.25	\$ 1414	1477	1530	1582	1660	1740	1854	1972	2110	2269	1813	1983
Accent	1.25	\$ 0	63	116	168	246	326	440	558	696	855	399	569

For ordering options, [see overview at the beginning of this section.](#)

Item	Model No.	Chair Width	Chair Depth	Chair Height	Seat Width	Seat Depth	Seat Height	Arm Height	Ship Wt	Cubic Ft
SCULPTED UPHOLSTERED BACK GUEST	276	22	23	34¾	20	18½	18¼	26⅜	30	16.9



**Description**

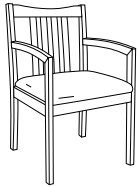
- Available with Contrasting Upholsteries
- Supports Users Up To 275lbs

List Price/Grade	Yards	COM/1	2	3	4	5	6	7	8	9	10	L1	L2
Single Upholstery	1.25	\$ 1071	1134	1187	1239	1317	1397	1511	1629	1767	1926	1470	1640
Contrasting Upholstery													
Primary	0.75	\$ 1082	1120	1152	1183	1230	1278	1346	1417	1500	1595	1321	1423
Accent	0.75	\$ 0	38	70	101	148	196	264	335	418	513	239	341

Must Specify (in this order):

- Model #
- Finish
- Primary Upholstery
- Accent Upholstery
- Glide

VERTICAL SLAT BACK GUEST	287	22	23	34¾	20	18½	18¼	26⅜	30	16.9
--------------------------	-----	----	----	-----	----	-----	-----	-----	----	------



**Description**

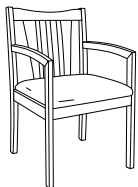
- Available with Single Upholstery
- Supports Users Up To 275lbs

List Price/Grade	Yards	COM/1	2	3	4	5	6	7	8	9	10	L1	L2
Single Upholstery	0.75	\$ 1034	1072	1104	1135	1182	1230	1298	1369	1452	1547	1273	1375

Must Specify (in this order):

- Model #
- Finish
- Upholstery
- Glide

TAPERED SLATE BACK GUEST	286	22	23	34¾	20	18½	18¼	26⅜	30	16.9
--------------------------	-----	----	----	-----	----	-----	-----	-----	----	------



**Description**

- Available with Single Upholstery
- Supports Users Up To 275lbs

List Price/Grade	Yards	COM/1	2	3	4	5	6	7	8	9	10	L1	L2
Single Upholstery	0.75	\$ 1034	1072	1104	1135	1182	1230	1298	1369	1452	1547	1273	1375

Must Specify (in this order):

- Model #
- Finish
- Upholstery
- Glide

For ordering options, [see overview at the beginning of this section.](#)

Fifteen Lounge, created by Pledge, is a mix of freestanding and modular components designed to create shared and private moments for a broad range of applications. With the ease and flexibility you desire, Fifteen fits today's needs.

**CONSTRUCTION**

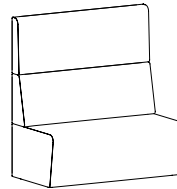
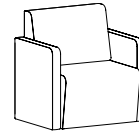
- Lounge units are manufactured using Baltic Birch plywood for internal wood components and frame; individually hand assembled with joints mortised and tenoned, screwed, and glued for maximum strength and durability
- High Grade Polyurethane Foam, 2¼" thick in the seat and 1" thick in the back
- Lounge units connect using pre-installed metal ganging brackets (unless otherwise noted)
- View Tables feature square edge profile and are available in Veneer, HPL, and TFL
- Veneer table tops are 1¾" thick with a 3mm veneer edge banding and are made of select-grade sliced Walnut, Cherry, Maple, or composite veneers for maximum grain and color consistency
- HPL tops are 1¾" thick with a 3mm PVC edge bands and TFL tops are 1" thick with a 3mm PVC edge bands; Designer White, Sugar Maple, and Williamsburg Cherry feature ABS rims
- Each unit includes non-marring, nylon adjustable glides
- Upholstered units ship fully assembled, while tables require some assembly
- Seating rated for users up to 275lbs

**UPHOLSTERY OPTIONS + RECOMMENDATIONS**

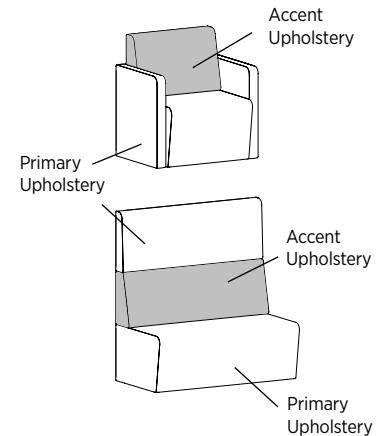
Available in single or contrasting upholsteries in a wide variety of graded-in or contract options, including fabric, vinyl, and leather.

When using contrasting upholstery, note that the Accent Upholstery will be shown on the front and back side of the unit.

**Single Upholstery**



**Contrasting Upholstery**



**HOW TO ORDER EXAMPLES**

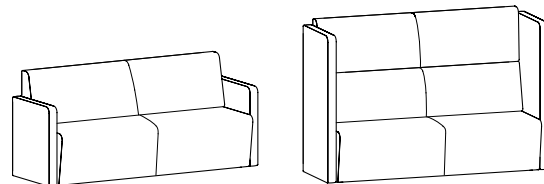
**LOUNGE**

Model No.	QTY	Description	Example
15-11N	1	Primary Upholstery	Mayer Fedora Fawn
		Accent Upholstery	Mayer Fedora Espresso
		Center Panel Designator	NONE
		Power/Color/Location	ECSR


**BOOTHS**

Model No.	QTY	Description	Example
15-11L	1	Primary Upholstery	Architex Hush Ivory
		Accent Upholstery	Architex Catwalk Ritts
		Center Panel Designator	RIGHT
		Power/Color/Location	NONE
15-11R	1	Primary Upholstery	Architex Hush Ivory
		Accent Upholstery	Architex Catwalk Ritts
		Center Panel Designator	LEFT
		Power/Color/Location	NONE
15-DHC85	1	Primary Upholstery	Architex Hush Baltic
		Table Bracket Designator	LR-TBLBKT
		TV Bracket Designator	R-TVBKT
15-E5TV30	2	Finish/Color	SBP
		Leg Color	BLK
		Grommet/Power Location	D950-E
01-DOCK950W	2	Dock 950 Wireless Charger	Dock950, White
01-0603TVBR	1	TV Bracket	

Some upholsteries are considered directional, such as stripes, patterns and plaids. Customer may specify how fabric is cut (up the roll or across the roll). If not specified, upholsteries are reviewed by production for the best application. Certain upholsteries may require the pattern to be applied up the roll, which creates additional seams in the seat and backs of select units. When contrasting upholstery is specified and any fabric direction selection is requested or deemed best applied up the roll then all fabric direction selections will be applied up the roll. [See the COL/COM Form for additional details.](#)



Additional seams for the three seat models (15-31N, 15-31L/R, 15-31LR, 15-32N, 15-32L/R and 15-32LR) when upholstery is cut up the roll.



Shown with Accent Upholstery cut Up the Roll and applied with the seam. Primary Upholstery cut Across the Roll and applied with no seam. This will apply to 15-31N, 15-31L/R, 15-31LR, 15-32N, 15-32L/R and 15-32LR.

**CREATING A BOOTH**

At the time of specifying Lounge units, we ask that you also designate whether or not you'll be creating a booth. Please note that some lounge units are not available for use when creating a booth.

To insure all necessary hardware is factory installed when creating a booth:

- Order the correct number of Lounge units to support the Center Panel specified:
  - Single-sided Center Panels require two Lounge units of any combination model/width
  - Dual sided Center Panels require four lounge units in any combination of model/width
- Each Lounge unit specified must indicate which end will connect to the Center Panel. Left end and right end are determined as you are standing looking at the Lounge unit. For example a single-sided Center Panel requires one Lounge unit specified as a left connection and one Lounge unit specified as right connection.
- Tables and TV Brackets must be ordered separately, however, the Center Panel must be ordered with the corresponding options for connection. Please pay close attention to the dual-sided Center Panels and how the options are specified for one or both sides.
- Tables are not freestanding and must be supported by a Center Panel.
- Keep users connected by specifying and ordering power/data units for the Lounge units and Table!

**CENTER PANEL DESIGNATORS**

Lounge units will be modified to accept Center Panels as specified. We ask that all Lounge units designate if a Center Panel will be used and which side of the unit will need to be attached. Left or Right location is based on facing the Lounge Unit.

Note: Center Panel must be ordered separately.

- NONE No Center Panel
- LEFT Center Panel on Left
- RIGHT Center Panel on Right



**POWER/DATA OPTIONS**

*Note: Specified by Facing the Pod*

Power ports are installed on the front of the unit 11¼" up from glide and 6⅝" in from the outside of the arm. Armless units have power ports are installed on the front of the unit 11¼" up from glide and 3¾" in from the outside of the unit.

**Each Power Port comes with 1 Outlet and 2 USB**

ECSL	ECA Cove, Left Port, Silver (1 Unit)	\$ 942
ECSR	ECA Cove, Right Port, Silver (1 Unit)	\$ 942
ECSLR	ECA Cove, Left and Right Port, Silver (2 Units)	\$ 1884
ECBL	ECA Cove, Left Port, Black (1 Unit)	\$ 942
ECBR	ECA Cove, Right Port, Black (1 Unit)	\$ 942
ECBLR	ECA Cove, Left and Right Port, Black (2 Units)	\$ 1884



ECA Cove  
Power installed on front left and/or front right

**CENTER PANEL TABLE OPTIONS**

When ordering a Center Panel, we ask that you also designate whether or not you plan to use a View Table with it. This will ensure that the table attachment bracket and a grommet are factory installed for your convenience.

Note: Table must be ordered separately.

**SINGLE-SIDED CENTER PANELS:**

- NO TBLBKT No Table Bracket
- TBLBKT Table Bracket

**DUAL-SIDED CENTER PANELS:**

- NO TBLBKT No Table Bracket
- L-TBLBKT Table Bracket on Left Side
- R-TBLBKT Table Bracket on Right Side
- LR-TBLBKT Table Bracket on Left & Right Sides

**CENTER PANEL TV ATTACHMENT OPTIONS**

When ordering a High Center Panel, we ask that you also designate whether or not you plan to use a TV with it. This will ensure that the attachment hardware and a grommet are factory installed for your convenience. The Bracket and Grommet are always centered. TV Bracket not available on Low Center Panels.

Note: Actual TV Bracket must be ordered separately.

**SINGLE-SIDED CENTER PANELS:**

- NO TVBKT No TV Bracket
- TVBKT TV Bracket

**DUAL-SIDED CENTER PANELS:**

- NO TBLBKT No Table Bracket
- L-TBLBKT Table Bracket on Left Side
- R-TBLBKT Table Bracket on Right Side
- LR-TBLBKT Table Bracket on Left & Right Sides

Note: If you are using a TV Bracket, we do not recommend using a TV larger than 40"

**VIEW BOOTH TABLE LEG EDGE PROFILE**

Y Square



**VENEER (W) TABLE TOP OPTIONS**

Tops feature UVAdvantage, an ultra-violet finish, on all exposed surfaces by utilizing roll-coat UV technology.

AW	Artisan Walnut	MW	Mahogany Walnut
AS	Asian Night	MAS	Mesa Sunset*
CO	Columbian Walnut	MTS	Metropolis Sky
DC	Dark Cherry	ORW	Oak Riftwood*
DFW	Dark Forest Walnut	PNW	Pinnacle Walnut
EW	Espresso	SCH	Select Cherry
FO	Fawn Oak*	SKC	Shaker Cherry
GC	Golden Cherry	SM	Sugar Maple
HW	Harvest Walnut	WTA	Weathered Ash*
HNW	Henna Walnut	WC	Williamsburg Cherry
LW	Legacy Walnut		

\* Finish is Low Sheen

**TFL (T) AND HPL (P) LAMINATE TABLE TOP OPTIONS**

**WOODGRAIN**

AS	Asian Night	PTK	Portico Teak
BW	Beigewood	RC	River Cherry
CO	Columbian Walnut	SPW	Sepia Walnut
EF	Espresso	SKC	Shaker Cherry
FLW	Florence Walnut	SBP	Smoky Brown Pear
KHE	Kirsche	TK	Studio Teak
MNR	Midnight Run	SM	Sugar Maple
NTM	Natural Marrone	WTA	Weathered Ash
ORW	Oak Riftwood	WNB	White Nebbia
PNW	Pinnacle Walnut	WC	Williamsburg Cherry

**SOLID**

BL	Black	FHG	Fashion Grey
WH	Designer White	SG	Slate Grey

**VIEW BOOTH TABLE LEG FINISH OPTIONS**

ALUM	Aluminum Leg
BLK	Black Leg
CHM	Chrome Leg

**VIEW BOOTH TABLE POWER/DATA OPTIONS**

Grommets are available in View Tables for an upcharge or they may be ordered without grommets (specify NO GROMMET on order).

Power/Data units and Wireless Chargers must be ordered separately and specified with a surface mount location. Multiple locations may be selected (End & Center). Only one unit per location.

**GROMMET LOCATIONS (Specify Black = BLK or Silver = SLV)**

GE	Grommet, End - BLK or SLV	\$	50
GC	Grommet, Center - BLK or SLV	\$	50
GEC	Grommet, End & Center - BLK or SLV	\$	100

**VIEW BOOTH TABLE POWER/DATA OPTIONS CONTINUED**

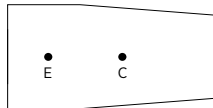
**DUO/TRIO BEZEL LOCATIONS**

PDC-E	Bezel, End
PDC-C	Bezel, Center
PDC-EC	Bezel, End & Center

**DOCK LOCATIONS**

D950-E	Dock 950, End
D950-C	Dock 950, Center
D950-EC	Dock 950, End & Center
D150-E	Dock 150, End
D150-C	Dock 150, Center
D150-EC	Dock 150, End & Center

Grommets, Power Units, Dock 950 Wireless Charger, and Dock 150 Wireless & USB Charger may be ordered in non-standard locations. Call Customer Service to assist with specification and/or please attach a drawing to the PO showing the location of the grommet. Note additional charges and lead times may apply.



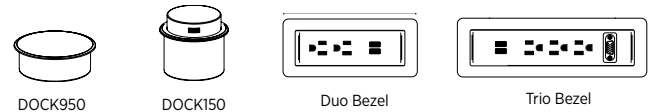
Power locations for the View Table are End, Center, or End & Center

**E = End C = Center EC = End & Center**  
E = 12" from monitor end  
C = Centered

For Additional Power/Data and Wire Management Units [See Accessories](#)

**EXAMPLES OF POWER/DATA UNITS (See Additional Units in the Accessories)**

01-DUOBEZELW	Duo Bezel, White, Specify Location	\$	652
01-DUOBEZELB	Duo Bezel, Black, Specify Location	\$	652
01-DUOBEZELS	Duo Bezel, Silver, Specify Location	\$	652
01-TRIOBEZELW	Trio Bezel, White, Specify Location	\$	700
01-TRIOBEZELB	Trio Bezel, Black, Specify Location	\$	700
01-TRIOBEZELS	Trio Bezel, Silver, Specify Location	\$	700
01-DOCK950W	Dock 950 Wireless Charger, White, Specify Location	\$	256
01-DOCK950B	Dock 950 Wireless Charger, Black, Specify Location	\$	256
01-DOCK150W	Dock 150 Wireless & USB Charger, White, Specify Location	\$	391
01-DOCK150B	Dock 150 Wireless & USB Charger, Black, Specify Location	\$	391



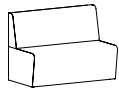
**CERTIFICATIONS & COMPLIANCE**

- CAL 117-2013 Compliance
- Intertek Sustainability Certified
- BIFMA level® Certified
- BIFMA Compliant® Certified
- TSCA Title VI (CARB) Compliance
- US Green Building's LEED® Contribution

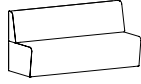
**FIFTEEN LOUNGE**  
STATEMENT OF LINE



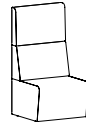
One Seat with Low Back and No Arms: 15-11N  
[\(See Details\)](#)



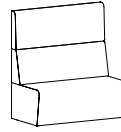
Two Seat with Low Back and No Arms: 15-21N  
[\(See Details\)](#)



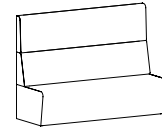
Three Seat with Low Back and No Arms: 15-31N  
[\(See Details\)](#)



One Seat with High Back and No Arms: 15-12N  
[\(See Details\)](#)



Two Seat with High Back and No Arms: 15-22N  
[\(See Details\)](#)



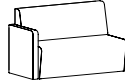
Three Seat with High Back and No Arms: 15-32N  
[\(See Details\)](#)



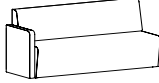
90° Corner with Low Back: 15-11CR  
[\(See Details\)](#)



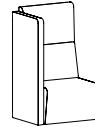
One Seat with Low Back and One Arm: 15-11R (Right) 15-11L (Left)  
[\(See Details\)](#)



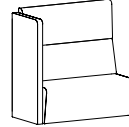
Two Seat with Low Back and One Arm: 15-21R (Right) 15-21L (Left)  
[\(See Details\)](#)



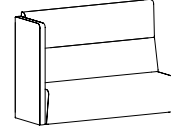
Three Seat with Low Back and One Arm: 15-31R (Right) 15-31L (Left)  
[\(See Details\)](#)



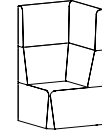
One Seat with High Back and One Arm: 15-12R (Right) 15-12L (Left)  
[\(See Details\)](#)



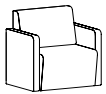
Two Seat with High Back and One Arm: 15-22R (Right) 15-22L (Left)  
[\(See Details\)](#)



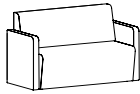
Three Seat with High Back and One Arm: 15-32R (Right) 15-32L (Left)  
[\(See Details\)](#)



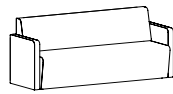
90° Corner with High Back: 15-12CR  
[\(See Details\)](#)



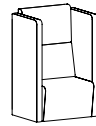
One Seat with Low Back and Arms: 15-11LR  
[\(See Details\)](#)



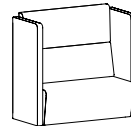
Two Seat with Low Back and Arms: 15-21LR  
[\(See Details\)](#)



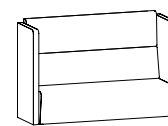
Three Seat with Low Back and Arms: 15-31LR  
[\(See Details\)](#)



One Seat with High Back and Arms: 15-12LR  
[\(See Details\)](#)



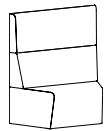
Two Seat with High Back and Arms: 15-22LR  
[\(See Details\)](#)



Three Seat with High Back and Arms: 15-32LR  
[\(See Details\)](#)



45° Internal Corner with Low Back: 15-11ICR  
[\(See Details\)](#)



45° Internal Corner with High Back: 15-12ICR  
[\(See Details\)](#)



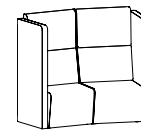
45° External Corner with Low Back: 15-11ECR  
[\(See Details\)](#)



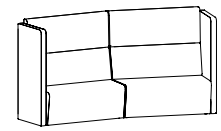
45° External Corner with High Back: 15-12ECR  
[\(See Details\)](#)



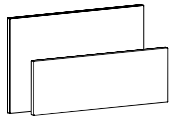
Octagon Top Cap Insert: 15-INSERT  
[\(See Details\)](#)



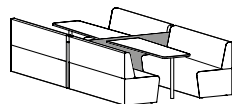
Two Seat Concave with High Back and Arms: 15-22CCLR  
[\(See Details\)](#)



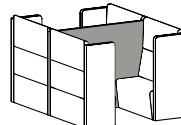
Four Seat Concave with High Back and Arms: 15-42CCLR  
[\(See Details\)](#)



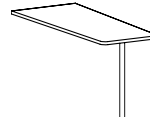
Single-Sided Center Panel: 15-LCP85 (Low Panel) 15-LCP79 (Low Panel) 15-HCP85 (High Panel) 15-HCP79 (High Panel)  
[\(See Details\)](#)



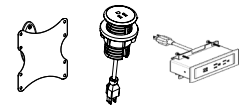
Dual-Sided Low Center Panel: 15-DLCP85 15-DLCP79  
[\(See Details\)](#)




Dual-Sided High Center Panel: 15-DHCP85 15-DHCP79  
[\(See Details\)](#)



View Table 30"D & 24"D Available in TFL, HPL and Veneer  
[\(See Details\)](#)

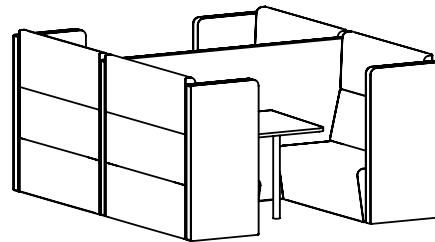
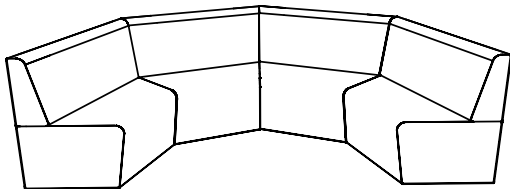
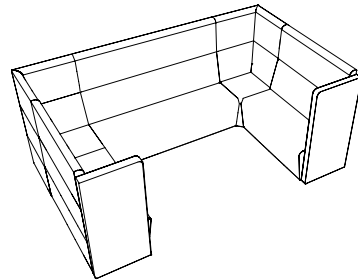

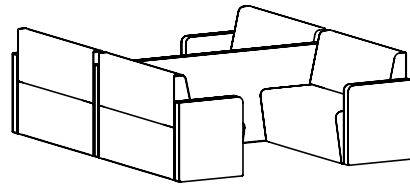
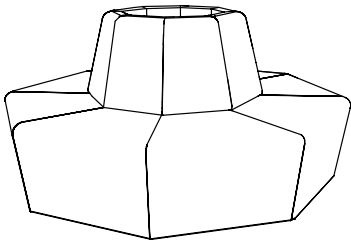
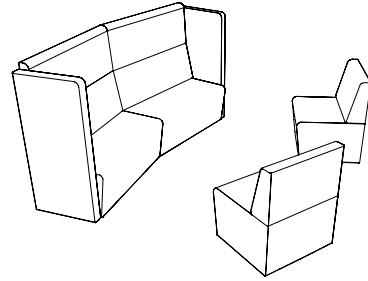
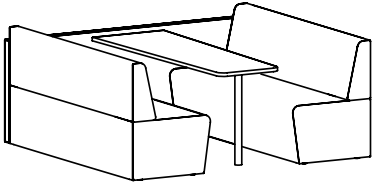


Accessories Include: TV Brackets, Power, and Wireless Chargers  
[\(See Power + Accessories\)](#)



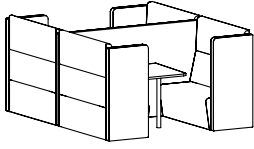
Enhance your space with Cush Pillows. [See Product Details.](#)

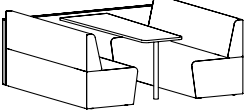


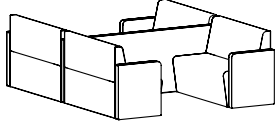


# FIFTEEN LOUNGE

## LOUNGE + TABLES BY PLEDGE (15 SERIES)

Item	Model No.	Width	Depth	Height	Ship Wt	Cubic Ft	List Price
	15-1	347	64	35½	266	138.1	\$ 18011
<b>CONSISTS OF:</b>		<b>QTY</b>					
	15-22L	2	Two Seat with High Back and Arm, Left				\$ 7124
	15-22R	2	Two Seat with High Back and Arm, Right				\$ 7124
	15-DHCP85	1	High Center Panel Dual Sided Table Bracket (LR-TBLBKT) - View Booth Table Being Used on Left & Right Sides				\$ 2439
	15-E3TV24	2	24"W TFL View Booth Table				\$ 1324
<p>Products are available as left or right and with other features, where applicable View Booth Table is available in 24"W or 30"W and surface material options include TFL, HPL or Veneer Grade 1 pricing</p>							

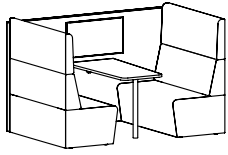
	15-2	222	26	35½	296	144.9	\$ 9526
<b>CONSISTS OF:</b>		<b>QTY</b>					
	15-31L	1	Three Seat with Low Back and Arm, Left				\$ 3539
	15-31R	1	Three Seat with Low Back and Arm, Right				\$ 3539
	15-LCP79	1	Low Center Panel Single Sided Table Bracket (TBLBKT) - View Booth Table Being Used				\$ 1623
	15-E5TV30	1	30" TFL View Booth Table				\$ 825
<p>Products are available as left or right and with other features, where applicable View Booth Table is available in 24"W or 30"W and surface material options include TFL, HPL or Veneer Grade 1 pricing</p>							

	15-3	56	141	34¼	149	55.8	\$ 9884
<b>CONSISTS OF:</b>		<b>QTY</b>					
	15-11L	2	One Seat with Low Back and Arm, Left				\$ 3936
	15-11R	2	One Seat with Low Back and Arm, Right				\$ 3936
	15-DLCP79	1	Low Center Panel Dual Sided				\$ 2012
<p>Products are available as left or right and with other features, where applicable Grade 1 pricing</p>							

For ordering options, [see overview at the beginning of this section.](#)

**FIFTEEN LOUNGE**  
LOUNGE + TABLES BY PLEDGE (15 SERIES)

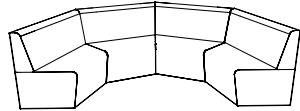
Item	Model No.	Width	Depth	Height	Ship Wt	Cubic Ft	List Price
------	-----------	-------	-------	--------	---------	----------	------------



15-4		161	136 ¼	32 ½	593	212	\$ 8867
------	--	-----	-------	------	-----	-----	---------

CONSISTS OF:		QTY					
15-22N	2	Two Armless Seat with High Back		\$			6154
15-HCP85	1	High Center Panel Single Sided Table Bracket (TBLBKT) - View Booth Table Being Used		\$			2051
15-E3TV24	1	24" TFL View Booth Table		\$			1324

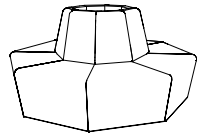
View Booth Table is available in 24"W or 30"W and surface material options include TFL, HPL or Veneer  
TV not included  
Grade 1 pricing



15-5		112	98	34¼	220	170.4	\$ 8184
------	--	-----	----	-----	-----	-------	---------

CONSISTS OF:		QTY					
15-11ICR	4	45° Internal Corner with Low Back		\$			8184

Grade 1 pricing



15-6		114½	114½	34¼	352	192	\$ 11440
------	--	------	------	-----	-----	-----	----------

CONSISTS OF:		QTY					
15-11ECR	8	45° External Corner with Low Back		\$			11440

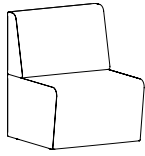
Grade 1 pricing

For ordering options, [see overview at the beginning of this section.](#)

# FIFTEEN LOUNGE

## LOUNGE + TABLES BY PLEDGE (15 SERIES)

Item	Model No.	Chair Width	Chair Depth	Chair Height	Seat Width	Seat Depth	Seat Height	Arm Height	Ship Wt	Cubic Ft
ONE SEAT ARMLESS WITH LOW BACK	15-11N	27½	26½	34¼	27½	18½	17¼	-	44.1	24.0



Must Specify (in this order):

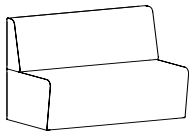
- Model #
- Primary Upholstery
- Accent Upholstery
- Center Panel Designator
- Optional Power

**Description**

- Available with Contrasting Upholstery ([See Details](#))
- May Be Used in Booth Applications; Must Specify Center Panel Designator: (NONE) for No Center Panel or (LEFT or RIGHT) Based on the Side the Center Panel will be Attached; ([See Single or Dual Sided Center Panels and Order Separately](#))
- Includes Ganging Hardware
- Optional Power Ports, [See Options](#)

List Price/Grade	Yards	COM/1	2	3	4	5	6	7	8	9	10	L1	L2
Single Upholstery	3.75	\$ 1527	1715	1876	2030	2266	2506	2847	3200	3616	4092	2723	3233
Contrasting Upholstery													
Primary	2.50	\$ 1538	1663	1771	1873	2031	2191	2418	2653	2931	3248	2336	2676
Accent	1.50	\$ 0	75	140	201	296	392	528	669	836	1026	479	683

TWO SEAT ARMLESS WITH LOW BACK	15-21N	48½	26½	34¼	48½	18½	17¼	-	77	42.6
--------------------------------	--------	-----	-----	-----	-----	-----	-----	---	----	------



Must Specify (in this order):

- Model #
- Primary Upholstery
- Accent Upholstery
- Center Panel Designator
- Optional Power

**Description**

- Available with Contrasting Upholstery ([See Details](#))
- May Be Used in Booth Applications; Must Specify Center Panel Designator: (NONE) for No Center Panel or (LEFT or RIGHT) Based on the Side the Center Panel will be Attached; ([See Single or Dual Sided Center Panels and Order Separately](#))
- Includes Ganging Hardware
- Optional Power Ports, [See Options](#)

List Price/Grade	Yards	COM/1	2	3	4	5	6	7	8	9	10	L1	L2
Single Upholstery	5.00	\$ 2403	2653	2868	3073	3388	3708	4163	4633	5188	5823	3998	4678
Contrasting Upholstery													
Primary	3.00	\$ 2403	2553	2682	2805	2994	3186	3459	3741	4074	4455	3360	3768
Accent	2.00	\$ 0	100	186	268	394	522	704	892	1114	1368	638	910

THREE SEAT ARMLESS WITH LOW BACK	15-31N	71¼	26½	34¼	71¼	18½	17¼	-	99	48.4
----------------------------------	--------	-----	-----	-----	-----	-----	-----	---	----	------



Must Specify (in this order):

- Model #
- Primary Upholstery
- Accent Upholstery
- Center Panel Designator
- Optional Power

**Description**

- Available with Contrasting Upholstery ([See Details](#))
- May Be Used in Booth Applications; Must Specify Center Panel Designator: (NONE) for No Center Panel or (LEFT or RIGHT) Based on the Side the Center Panel will be Attached; ([See Single or Dual Sided Center Panels and Order Separately](#))
- Includes Ganging Hardware
- Optional Power Ports, [See Options](#)

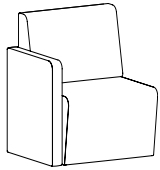
List Price/Grade	Yards	COM/1	2	3	4	5	6	7	8	9	10	L1	L2
Single Upholstery	7.50	\$ 3195	3570	3893	4200	4673	5153	5835	6540	7373	8325	5588	6608
Contrasting Upholstery													
Primary	5.00	\$ 3206	3456	3671	3876	4191	4511	4966	5436	5991	6626	4801	5481
Accent	2.75	\$ 0	138	256	369	542	718	968	1227	1532	1881	877	1251

For ordering options, [see overview at the beginning of this section.](#)

# FIFTEEN LOUNGE

## LOUNGE + TABLES BY PLEDGE (15 SERIES)

Item	Model No.	Chair Width	Chair Depth	Chair Height	Seat Width	Seat Depth	Seat Height	Arm Height	Ship Wt	Cubic Ft	
ONE SEAT WITH LOW BACK AND ARM	<b>Left</b>										
	<b>Right</b>										
	15-11L	15-11R	30¾	26½	34¾	27½	18½	17¼	26¼	52.9	24.0



Shown as Left

Must Specify (in this order):

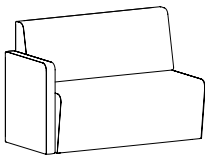
- Model #
- Primary Upholstery
- Accent Upholstery
- Center Panel Designator
- Optional Power

**Description**

- Available with Contrasting Upholstery ([See Details](#))
- May Be Used in Booth Applications; Must Specify Center Panel Designator: (NONE) for No Center Panel or (LEFT or RIGHT) Based on the Side the Center Panel will be Attached; ([See Single or Dual Sided Center Panels and Order Separately](#))
- Includes Ganging Hardware
- Optional Power Ports, [See Options](#)

List Price/Grade	Yards	COM/1	2	3	4	5	6	7	8	9	10	L1	L2
Single Upholstery	4.00	\$ 1968	2168	2340	2504	2756	3012	3376	3752	4196	4704	3244	3788
Contrasting Upholstery													
Primary	3.25	\$ 2001	2164	2303	2437	2641	2849	3145	3451	3811	4224	3038	3480
Accent	1.50	\$ 0	75	140	201	296	392	528	669	836	1026	479	683

**TWO SEAT WITH LOW BACK AND ARM**



Shown as Left

Must Specify (in this order):

- Model #
- Primary Upholstery
- Accent Upholstery
- Center Panel Designator
- Optional Power

Item	Model No.	Chair Width	Chair Depth	Chair Height	Seat Width	Seat Depth	Seat Height	Arm Height	Ship Wt	Cubic Ft	
	<b>Left</b>										
	<b>Right</b>										
	15-21L	15-21R	51½	26½	34¾	48½	18½	17¼	26¼	86	42.6

**Description**

- Available with Contrasting Upholstery ([See Details](#))
- May Be Used in Booth Applications; Must Specify Center Panel Designator: (NONE) for No Center Panel or (LEFT or RIGHT) Based on the Side the Center Panel will be Attached; ([See Single or Dual Sided Center Panels and Order Separately](#))
- Includes Ganging Hardware
- Optional Power Ports, [See Options](#)

List Price/Grade	Yards	COM/1	2	3	4	5	6	7	8	9	10	L1	L2
Single Upholstery	5.50	\$ 2785	3060	3297	3522	3869	4221	4721	5238	5849	6547	4540	5288
Contrasting Upholstery													
Primary	4.00	\$ 2807	3007	3179	3343	3595	3851	4215	4591	5035	5543	4083	4627
Accent	2.00	\$ 0	100	186	268	394	522	704	892	1114	1368	638	910

**THREE SEAT WITH LOW BACK AND ARM**



Shown as Left

Must Specify (in this order):

- Model #
- Primary Upholstery
- Accent Upholstery
- Center Panel Designator
- Optional Power

Item	Model No.	Chair Width	Chair Depth	Chair Height	Seat Width	Seat Depth	Seat Height	Arm Height	Ship Wt	Cubic Ft	
	<b>Left</b>										
	<b>Right</b>										
	15-31L	15-31R	74¾	26½	34¾	71¾	18½	17¼	26¼	108	48.4

**Description**

- Available with Contrasting Upholstery ([See Details](#))
- May Be Used in Booth Applications; Must Specify Center Panel Designator: (NONE) for No Center Panel or (LEFT or RIGHT) Based on the Side the Center Panel will be Attached; ([See Single or Dual Sided Center Panels and Order Separately](#))
- Includes Ganging Hardware
- Optional Power Ports, [See Options](#)


List Price/Grade	Yards	COM/1	2	3	4	5	6	7	8	9	10	L1	L2
Single Upholstery	8.00	\$ 3539	3939	4283	4611	5115	5627	6355	7107	7995	9011	6091	7179
Contrasting Upholstery													
Primary	5.25	\$ 3539	3802	4027	4243	4573	4909	5387	5881	6463	7130	5214	5928
Accent	2.75	\$ 0	138	256	369	542	718	968	1227	1532	1881	877	1251

For ordering options, [see overview at the beginning of this section.](#)

# FIFTEEN LOUNGE

## LOUNGE + TABLES BY PLEDGE (15 SERIES)

Item	Model No.	Chair Width	Chair Depth	Chair Height	Seat Width	Seat Depth	Seat Height	Arm Height	Ship Wt	Cubic Ft
ONE SEAT WITH LOW BACK AND ARMS	15-11LR	33¼	26½	34¼	27½	18½	17¼	26¼	62	24.0



**Description**

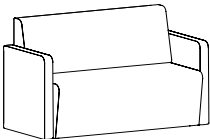
- Available with Contrasting Upholstery ([See Details](#))
- Not for Use in Booth or Ganging Applications
- Optional Power Ports, [See Options](#)

List Price/Grade	Yards	COM/1	2	3	4	5	6	7	8	9	10	L1	L2
Single Upholstery	5.00	\$ 2551	2551	3016	3221	3536	3856	4311	4781	5336	5971	4146	4826
Contrasting Upholstery													
Primary	4.50	\$ 2595	2820	3014	3198	3482	3770	4179	4602	5102	5673	4031	4643
Accent	1.50	\$ 0	75	140	201	296	392	528	669	836	1026	479	683

Must Specify (in this order):

- Model #
- Primary Upholstery
- Accent Upholstery
- Optional Power

TWO SEAT WITH LOW BACK AND ARMS	15-21LR	54¾	26½	34¼	48½	18½	17¼	26¼	95	42.6
---------------------------------	---------	-----	-----	-----	-----	-----	-----	-----	----	------



**Description**

- Available with Contrasting Upholstery ([See Details](#))
- Not for Use in Booth or Ganging Applications
- Optional Power Ports, [See Options](#)

List Price/Grade	Yards	COM/1	2	3	4	5	6	7	8	9	10	L1	L2
Single Upholstery	6.50	\$ 3274	3599	3879	4145	4555	4971	5562	6173	6895	7720	5348	6232
Contrasting Upholstery													
Primary	4.75	\$ 3285	3523	3727	3922	4221	4525	4957	5404	5931	6534	4800	5446
Accent	2.00	\$ 0	100	186	268	394	522	704	892	1114	1368	638	910

Must Specify (in this order):

- Model #
- Primary Upholstery
- Accent Upholstery
- Optional Power

THREE SEAT WITH LOW BACK AND ARMS	15-31LR	78	26½	34¼	71¼	18½	17¼	26¼	117	48.4
-----------------------------------	---------	----	-----	-----	-----	-----	-----	-----	-----	------



**Description**

- Available with Contrasting Upholstery ([See Details](#))
- Not for Use in Booth or Ganging Applications
- Optional Power Ports, [See Options](#)

List Price/Grade	Yards	COM/1	2	3	4	5	6	7	8	9	10	L1	L2
Single Upholstery	9.00	\$ 4048	4498	4885	5254	5254	6397	7216	8062	9061	10204	6919	8143
Contrasting Upholstery													
Primary	7.00	\$ 4081	4431	4732	5019	5460	5908	6545	7203	7980	8869	6314	7266
Accent	2.75	\$ 0	138	256	369	542	718	968	1227	1532	1881	877	1251

Must Specify (in this order):


- Model #
- Primary Upholstery
- Accent Upholstery
- Optional Power

For ordering options, [see overview at the beginning of this section.](#)

# FIFTEEN LOUNGE

## LOUNGE + TABLES BY PLEDGE (15 SERIES)

Item	Model No.	Chair Width	Chair Depth	Chair Height	Seat Width	Seat Depth	Seat Height	Arm Height	Ship Wt	Cubic Ft
90° CORNER WITH LOW BACK	15-11CR	26½	26½	34¼	26½	18½	17¼	-	53	24.0



**Description**

- Available with Contrasting Upholstery ([See Details](#))
- Not for Use with Center Panel
- Includes Ganging Hardware
- Optional Power Ports, [See Options](#)

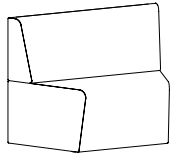
Must Specify (in this order):

- Model #
- Primary Upholstery
- Accent Upholstery
- Optional Power

List Price/Grade	Yards	COM/1	2	3	4	5	6	7	8	9	10	L1	L2
Single Upholstery	4.50	\$ 2206	2431	2625	2809	3093	3381	3790	4213	4713	5284	3642	4254
Contrasting Upholstery													
Primary	3.25	\$ 2250	2413	2552	2250	2890	3098	3394	3700	4060	4473	3287	3729
Accent	2.25	\$ 0	113	209	302	443	587	792	1004	1253	1539	718	1024

**45° INTERNAL CORNER WITH LOW BACK**

15-11ICR	47¼	24½	34¼	28	18½	17¼	-	55	42.6
----------	-----	-----	-----	----	-----	-----	---	----	------



**Description**

- Available with Contrasting Upholstery ([See Details](#))
- Not for Use with Center Panel
- Includes Ganging Hardware
- Optional Power Ports, [See Options](#)

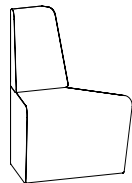
Must Specify (in this order):

- Model #
- Primary Upholstery
- Accent Upholstery
- Optional Power

List Price/Grade	Yards	COM/1	2	3	4	5	6	7	8	9	10	L1	L2
Single Upholstery	4.75	\$ 2046	2284	2488	2683	2982	3286	3718	4165	4692	5295	3561	4207
Contrasting Upholstery													
Primary	3.25	\$ 2068	2231	2370	2504	2708	2916	3212	3518	3878	4291	3105	3547
Accent	2.00	\$ 0	100	186	268	394	522	704	892	1114	1368	638	910

**45° EXTERNAL CORNER WITH LOW BACK**

15-11ECR	28	24½	34¼	47¼	18½	17¼	-	44	24.0
----------	----	-----	-----	-----	-----	-----	---	----	------



**Description**

- Available with Contrasting Upholstery ([See Details](#))
- Not for Use with Center Panel
- When Wrapping Columns, Ganged Units Compatible with Columns Up To 20" Diameter
- Includes Ganging Hardware
- Optional Power Ports, [See Options](#)

Must Specify (in this order):

- Model #
- Primary Upholstery
- Accent Upholstery
- Optional Power

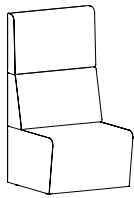
List Price/Grade	Yards	COM/1	2	3	4	5	6	7	8	9	10	L1	L2
Single Upholstery	2.50	\$ 1430	1555	1663	1765	1923	2083	2310	2545	2823	3140	2228	2568
Contrasting Upholstery													
Primary	2.50	\$ 1485	1610	1718	1820	1978	2138	2365	2600	2878	3195	2283	2623
Accent	1.25	\$ 0	63	116	168	246	326	440	558	696	855	399	569

For ordering options, [see overview at the beginning of this section.](#)

# FIFTEEN LOUNGE

## LOUNGE + TABLES BY PLEDGE (15 SERIES)

Item	Model No.	Chair Width	Chair Depth	Chair Height	Seat Width	Seat Depth	Seat Height	Arm Height	Ship Wt	Cubic Ft
<b>ONE ARMLESS SEAT WITH HIGH BACK</b>	15-12N	27½	26½	52	27½	18½	17¼	-	53	34.4



**Description**

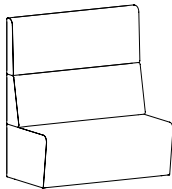
- Available with Contrasting Upholstery ([See Details](#))
- May Be Used in Booth Applications; Must Specify Center Panel Designator: (NONE) for No Center Panel or (LEFT or RIGHT) Based on the Side the Center Panel will be Attached; ([See Single or Dual Sided Center Panels and Order Separately](#))
- Includes Ganging Hardware
- Optional Power Ports, [See Options](#)

Must Specify (in this order):

- Model #
- Primary Upholstery
- Accent Upholstery
- Center Panel Designator
- Optional Power

List Price/Grade	Yards	COM/1	2	3	4	5	6	7	8	9	10	L1	L2
Single Upholstery	5.00	\$ 1936	2186	2401	2606	2921	3241	3696	4166	4721	5356	3531	4211
Contrasting Upholstery													
Primary	3.75	\$ 1947	2135	2296	2450	2686	2926	3267	3620	4036	4512	3143	3653
Accent	1.50	\$ 0	75	140	201	296	392	528	669	836	1026	479	683

<b>TWO ARMLESS SEAT WITH HIGH BACK</b>	15-22N	48½	26½	52	48½	18½	17¼	-	90	49.8
--	--------	-----	-----	----	-----	-----	-----	---	----	------



**Description**

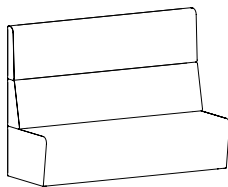
- Available with Contrasting Upholstery ([See Details](#))
- May Be Used in Booth Applications; Must Specify Center Panel Designator: (NONE) for No Center Panel or (LEFT or RIGHT) Based on the Side the Center Panel will be Attached; ([See Single or Dual Sided Center Panels and Order Separately](#))
- Includes Ganging Hardware
- Optional Power Ports, [See Options](#)

Must Specify (in this order):

- Model #
- Primary Upholstery
- Accent Upholstery
- Center Panel Designator
- Optional Power

List Price/Grade	Yards	COM/1	2	3	4	5	6	7	8	9	10	L1	L2
Single Upholstery	6.25	\$ 3077	3077	3658	3915	4308	4708	5277	5865	6558	7352	5071	5921
Contrasting Upholstery													
Primary	4.50	\$ 3088	3313	3507	3691	3975	4263	4672	5095	5595	6166	4524	5136
Accent	2.00	\$ 0	100	186	268	394	522	704	892	1114	1368	638	910

<b>THREE ARMLESS SEAT WITH HIGH BACK</b>	15-32N	71¼	26½	52	71¼	18½	17¼	-	119	70.7
--	--------	-----	-----	----	-----	-----	-----	---	-----	------



**Description**

- Available with Contrasting Upholstery ([See Details](#))
- May Be Used in Booth Applications; Must Specify Center Panel Designator: (NONE) for No Center Panel or (LEFT or RIGHT) Based on the Side the Center Panel will be Attached; ([See Single or Dual Sided Center Panels and Order Separately](#))
- Includes Ganging Hardware
- Optional Power Ports, [See Options](#)

Must Specify (in this order):

- Model #
- Primary Upholstery
- Accent Upholstery
- Center Panel Designator
- Optional Power

List Price/Grade	Yards	COM/1	2	3	4	5	6	7	8	9	10	L1	L2
Single Upholstery	10.00	\$ 4124	4624	5054	5464	6094	6734	7644	8584	9694	10964	7314	8674
Contrasting Upholstery													
Primary	7.25	\$ 4124	4487	4798	5096	5552	6016	6676	7358	8162	9083	6437	7423
Accent	2.75	\$ 0	138	256	369	542	718	968	1227	1532	1881	877	1251

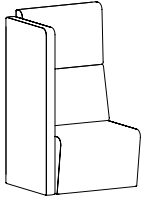
For ordering options, [see overview at the beginning of this section.](#)



# FIFTEEN LOUNGE

## LOUNGE + TABLES BY PLEDGE (15 SERIES)

Item	Model No.	Chair Width	Chair Depth	Chair Height	Seat Width	Seat Depth	Seat Height	Arm Height	Ship Wt	Cubic Ft	
<b>ONE SEAT WITH HIGH BACK AND ARM</b>	<b>Left</b>										
	<b>Right</b>										
	15-12L	15-12R	30¾	26½	52	27½	18½	17¼	49¾	52.9	24.0



Shown as Left

Must Specify (in this order):


- Model #
- Primary Upholstery
- Accent Upholstery
- Center Panel Designator
- Optional Power

**Description**

- Available with Contrasting Upholstery ([See Details](#))
- May Be Used in Booth Applications; Must Specify Center Panel Designator: (NONE) for No Center Panel or (LEFT or RIGHT) Based on the Side the Center Panel will be Attached; ([See Single or Dual Sided Center Panels and Order Separately](#))
- Includes Ganging Hardware
- Optional Power Ports, [See Options](#)

List Price/Grade	Yards	COM/1	2	3	4	5	6	7	8	9	10	L1	L2
Single Upholstery	5.75	\$ 2494	2782	3029	3029	3627	3995	4518	5059	5697	6427	4328	5110
Contrasting Upholstery													
Primary	4.75	\$ 2516	2754	2958	3153	3452	3756	4188	4635	5162	5765	4031	4677
Accent	1.50	\$ 0	75	140	201	296	392	528	669	836	1026	479	683

**TWO SEAT WITH HIGH BACK AND ARM**



Shown as Left

Must Specify (in this order):

- Model #
- Primary Upholstery
- Accent Upholstery
- Center Panel Designator
- Optional Power


Left	Right												
15-22L	15-22R	51½	26½	52	48½	18½	17¼	49¾	86	42.6			

**Description**

- Available with Contrasting Upholstery ([See Details](#))
- May Be Used in Booth Applications; Must Specify Center Panel Designator: (NONE) for No Center Panel or (LEFT or RIGHT) Based on the Side the Center Panel will be Attached; ([See Single or Dual Sided Center Panels and Order Separately](#))
- Includes Ganging Hardware
- Optional Power Ports, [See Options](#)

List Price/Grade	Yards	COM/1	2	3	4	5	6	7	8	9	10	L1	L2
Single Upholstery	7.75	\$ 3562	3950	4283	4601	5089	5585	6290	7019	7879	8863	6034	7088
Contrasting Upholstery													
Primary	6.50	\$ 3595	3920	4200	4466	4876	5292	5883	6494	7216	8041	5669	6553
Accent	2.00	\$ 0	100	186	268	394	522	704	892	1114	1368	638	910

**THREE SEAT WITH HIGH BACK AND ARM**



Shown as Left

Must Specify (in this order):

- Model #
- Primary Upholstery
- Accent Upholstery
- Center Panel Designator
- Optional Power

Left	Right												
15-32L	15-32R	74¾	26½	52	71¾	18½	17¼	49¾	108	48.4			

**Description**

- Available with Contrasting Upholstery ([See Details](#))
- May Be Used in Booth Applications; Must Specify Center Panel Designator: (NONE) for No Center Panel or (LEFT or RIGHT) Based on the Side the Center Panel will be Attached; ([See Single or Dual Sided Center Panels and Order Separately](#))
- Includes Ganging Hardware
- Optional Power Ports, [See Options](#)

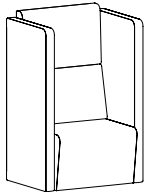
List Price/Grade	Yards	COM/1	2	3	4	5	6	7	8	9	10	L1	L2
Single Upholstery	11.25	\$ 4542	5105	5588	6050	6758	7478	8502	9560	10808	12237	8131	9661
Contrasting Upholstery													
Primary	8.75	\$ 4553	4991	5367	5726	6277	6837	7633	8456	9427	10538	7344	8534
Accent	2.75	\$ 0	138	256	369	542	718	968	1227	1532	1881	877	1251

For ordering options, [see overview at the beginning of this section.](#)

# FIFTEEN LOUNGE

## LOUNGE + TABLES BY PLEDGE (15 SERIES)

Item	Model No.	Chair Width	Chair Depth	Chair Height	Seat Width	Seat Depth	Seat Height	Arm Height	Ship Wt	Cubic Ft
ONE SEAT WITH HIGH BACK AND ARMS	15-12LR	33¾	26½	52	27½	18½	17¼	49¾	80	34.4



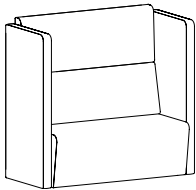
Must Specify (in this order):  
 Model #  
 Primary Upholstery  
 Accent Upholstery  
 Optional Power

**Description**

- Available with Contrasting Upholstery ([See Details](#))
- Not for Use in Booth or Ganging Applications
- Optional Power Ports, [See Options](#)

List Price/Grade	Yards	COM/1	2	3	4	5	6	7	8	9	10	L1	L2
Single Upholstery	7.25	\$ 3084	3447	3758	4056	4512	4976	5636	6318	7122	8043	5397	6383
Contrasting Upholstery													
Primary	6.50	\$ 3117	3442	3722	3988	4398	4814	5405	6016	6738	7563	5191	6075
Accent	1.50	\$ 0	75	140	201	296	392	528	669	836	1026	479	683

TWO SEAT WITH HIGH BACK AND ARMS	15-22LR	54¾	26½	52	48½	18½	17¼	49¾	126	49.8
----------------------------------	---------	-----	-----	----	-----	-----	-----	-----	-----	------



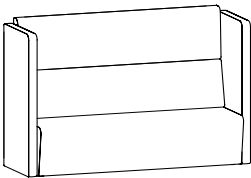
Must Specify (in this order):  
 Model #  
 Primary Upholstery  
 Accent Upholstery  
 Optional Power

**Description**

- Available with Contrasting Upholstery ([See Details](#))
- Not for Use in Booth or Ganging Applications
- Optional Power Ports, [See Options](#)

List Price/Grade	Yards	COM/1	2	3	4	5	6	7	8	9	10	L1	L2
Single Upholstery	9.50	\$ 4169	4644	5053	5442	6041	6649	7513	8406	9461	10667	7200	8492
Contrasting Upholstery													
Primary	8.00	\$ 4191	4591	4935	5263	5767	6279	7007	7759	8647	9663	6743	7831
Accent	2.00	\$ 0	100	186	268	394	522	704	892	1114	1368	638	910

THREE SEAT WITH HIGH BACK AND ARMS	15-32LR	78	26½	52	71¾	18½	17¼	49¾	154	70.7
------------------------------------	---------	----	-----	----	-----	-----	-----	-----	-----	------



Must Specify (in this order):  
 Model #  
 Primary Upholstery  
 Accent Upholstery  
 Optional Power

**Description**

- Available with Contrasting Upholstery ([See Details](#))
- Not for Use in Booth or Ganging Applications
- Optional Power Ports, [See Options](#)

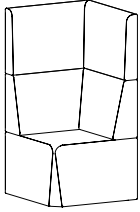
List Price/Grade	Yards	COM/1	2	3	4	5	6	7	8	9	10	L1	L2
Single Upholstery	12.75	\$ 5134	5772	6320	6843	7646	8462	9622	10821	12236	13855	9201	10935
Contrasting Upholstery													
Primary	10.25	\$ 5145	5658	6098	6519	7164	7820	8753	9717	10854	12156	8415	9809
Accent	2.75	\$ 0	138	256	369	542	718	968	1227	1532	1881	877	1251

For ordering options, [see overview at the beginning of this section.](#)

# FIFTEEN LOUNGE

## LOUNGE + TABLES BY PLEDGE (15 SERIES)

Item	Model No.	Chair Width	Chair Depth	Chair Height	Seat Width	Seat Depth	Seat Height	Arm Height	Ship Wt	Cubic Ft
90° CORNER WITH HIGH BACK	15-12CR	26½	26½	52	26½	18½	17¼	-	66	34.4



**Description**

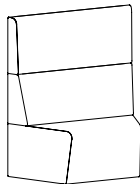
- Available with Contrasting Upholstery ([See Details](#))
- Not for Use with Center Panel
- Includes Ganging Hardware
- Optional Power Ports, [See Options](#)

List Price/Grade	Yards	COM/1	2	3	4	5	6	7	8	9	10	L1	L2
Single Upholstery	7.00	\$ 2942	3292	3593	2942	4321	4769	5406	6064	6841	7730	5175	6127
Contrasting Upholstery													
Primary	5.75	\$ 2986	3274	3521	3757	4119	4487	5010	5551	6189	6919	4820	5602
Accent	2.25	\$ 0	113	209	302	443	587	792	1004	1253	1539	718	1024

Must Specify (in this order):

- Model #
- Primary Upholstery
- Accent Upholstery
- Optional Power

45° INTERNAL CORNER WITH HIGH BACK	15-12ICR	47¼	24½	52	28	18½	17¼	-	66	49.8
------------------------------------	----------	-----	-----	----	----	-----	-----	---	----	------



**Description**

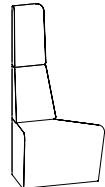
- Available with Contrasting Upholstery ([See Details](#))
- Not for Use with Center Panel
- Includes Ganging Hardware
- Optional Power Ports, [See Options](#)

List Price/Grade	Yards	COM/1	2	3	4	5	6	7	8	9	10	L1	L2
Single Upholstery	6.00	\$ 2698	2998	3256	3502	3880	4264	4810	5374	6040	6802	4612	5428
Contrasting Upholstery													
Primary	4.50	\$ 2720	2945	3139	3323	3607	3895	4304	4727	5227	5798	4156	4768
Accent	2.00	\$ 0	100	186	268	394	522	704	892	1114	1368	638	910

Must Specify (in this order):

- Model #
- Primary Upholstery
- Accent Upholstery
- Optional Power

45° EXTERNAL CORNER WITH HIGH BACK	15-12ECR	28	24½	52	47¼	18½	17¼	-	66	34.4
------------------------------------	----------	----	-----	----	-----	-----	-----	---	----	------



**Description**

- Available with Contrasting Upholstery ([See Details](#))
- Not for Use with Center Panel
- When Wrapping Columns, Ganged Units Compatible with Columns Up To 20" Diameter
- Includes Ganging Hardware
- Optional Power Ports, [See Options](#)

List Price/Grade	Yards	COM/1	2	3	4	5	6	7	8	9	10	L1	L2
Single Upholstery	3.25	\$ 1815	1978	2117	2251	2455	2663	2959	3265	3625	4038	2852	3294
Contrasting Upholstery													
Primary	2.75	\$ 1848	1986	2104	2217	2390	2566	2816	3075	3380	3729	2725	3099
Accent	1.25	\$ 0	63	116	168	246	326	440	558	696	855	399	569

Must Specify (in this order):

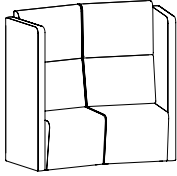
- Model #
- Primary Upholstery
- Accent Upholstery
- Optional Power

For ordering options, [see overview at the beginning of this section.](#)

# FIFTEEN LOUNGE

## LOUNGE + TABLES BY PLEDGE (15 SERIES)

Item	Model No.	Chair Width	Chair Depth	Chair Height	Seat Width	Seat Depth	Seat Height	Arm Height	Ship Wt	Cubic Ft
TWO SEAT CONCAVE WITH HIGH BACK AND ARMS	15-22CCLR	60¾	29½	52	49	18½	17¼	49¾	141	68.8



**Description**

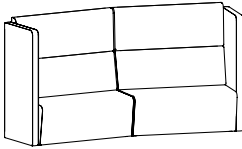
- 15° Angled Seat to Stimulate Conversation
- Available with Contrasting Upholstery ([See Details](#))
- Not for Use in Booth or Ganging Applications
- Optional Power Ports, [See Options](#)

Must Specify (in this order):

- Model #
- Primary Upholstery
- Accent Upholstery
- Optional Power

List Price/Grade	Yards	COM/1	2	3	4	5	6	7	8	9	10	L1	L2
Single Upholstery	11.25	\$ 4830	5393	5876	6338	7046	7766	8790	9848	11096	12525	8419	9949
Contrasting Upholstery													
Primary	9.50	\$ 4852	5327	5736	6125	6724	7332	8196	9089	10144	11350	7883	9175
Accent	2.25	\$ 0	113	209	302	443	587	792	1004	1253	1539	718	1024

FOUR SEAT CONCAVE WITH HIGH BACK AND ARMS	15-42CCLR	104	32¼	52	91¼	18½	17¼	49¾	216	99.6
---	-----------	-----	-----	----	-----	-----	-----	-----	-----	------



**Description**

- 15° Angled Seat to Stimulate Conversation
- Available with Contrasting Upholstery ([See Details](#))
- Not for Use in Booth or Ganging Applications
- Optional Power Ports, [See Options](#)

Must Specify (in this order):

- Model #
- Primary Upholstery
- Accent Upholstery
- Optional Power

List Price/Grade	Yards	COM/1	2	3	4	5	6	7	8	9	10	L1	L2
Single Upholstery	14.50	\$ 6929	7654	8278	8872	9786	10714	12033	13396	15006	16847	11555	13527
Contrasting Upholstery													
Primary	11.25	\$ 6929	7492	7975	8437	9145	9865	10889	11947	13195	14624	10518	12048
Accent	3.25	\$ 0	163	302	436	640	848	1144	1450	1810	2223	1037	1479

OCTAGON TOP CAP	15-INSERT					20½	20½	¾			9	2.4
-----------------	-----------	--	--	--	--	-----	-----	---	--	--	---	-----



**Description**

- For Use with an Octagon Grouping of 45° External Corner Units
- Creates a Top Cap for a Seamless Look

Must Specify (in this order):

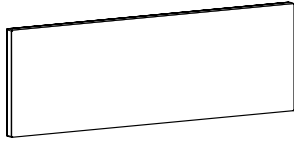
- Model #
- Primary Upholstery

List Price/Grade	Yards	COM/1	2	3	4	5	6	7	8	9	10	L1	L2
Single Upholstery	1.00	\$ 578	628	671	712	775	839	930	1024	1135	1262	897	1033

For ordering options, [see overview at the beginning of this section.](#)

**FIFTEEN LOUNGE**  
**LOUNGE + TABLES BY PLEDGE (15 SERIES)**

Item	Model No.	Width	Depth	Height	Ship Wt	Cubic Ft
LOW CENTER PANEL SINGLE SIDED	15-LCP85	85½	3	30¼	50	7.8
	15-LCP79	79½	3	30¼	43	7.8



Must Specify (in this order):

- Model #
- Primary Upholstery
- Table Bracket Designator

**Description**

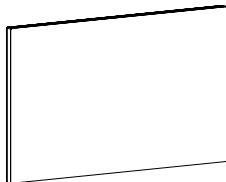
- Use to Create Booths in Single-Sided Applications
- Not Freestanding; Must Connect To Two Lounge Units
- Must Specify Table Bracket Designator Below: NO TBLBKT or TBLBKT; ([See View Booth Tables and Order Separately](#))
- TV Bracket Not Available On This Panel

List Price/Grade	Yards	COM/1	2	3	4	5	6	7	8	9	10	L1	L2
15-LCP85 Upholstery	5.25	\$ 1705	1968	2193	2409	2739	3075	3553	4047	4629	5296	3380	4094
15-LCP79 Upholstery	4.75	\$ 1623	1861	2065	2260	2559	2863	3295	3742	4269	4872	3138	3784

**Must Specify: Table Bracket**

- NO TBLBKT No View Booth Table Being Used
- TBLBKT View Booth Table Being Used

Item	Model No.	Width	Depth	Height	Ship Wt	Cubic Ft
HIGH CENTER PANEL SINGLE SIDED	15-HCP85	85½	3	49½	70	12.6
	15-HCP79	79½	3	49½	65	12.6



Must Specify (in this order):

- Model #
- Primary Upholstery
- Table Bracket Designator
- TV Bracket Designator

**Description**

- Use to Create Booths in Single-Sided Applications
- Not Freestanding; Must Connect To Two Pod Units
- Must Specify Table Bracket Designator Below: NO TBLBKT or TBLBKT; ([See View Booth Tables and Order Separately](#))
- Must Specify TV Bracket Designator Below: NO TVBKT or TVBKT; ([See TV Bracket and Order Separately](#))
- TV Bracket Allows For Use of TVs up to 40" on Panel
- If a Table and/or TV Bracket is Designated, a Grommet or Grommets Will Automatically Be Added to the Panel for Wire Management

List Price/Grade	Yards	COM/1	2	3	4	5	6	7	8	9	10	L1	L2
15-HCP85 Upholstery	7.50	\$ 2051	2426	2749	3056	3529	4009	4691	5396	6229	7181	4444	5464
15-HCP79 Upholstery	7.00	\$ 1967	2317	2618	2905	3346	3794	4431	5089	5866	6755	4200	5152

**Must Specify: Table Bracket**

- NO TBLBKT No View Booth Table Being Used
- TBLBKT View Booth Table Being Used

**Must Specify: TV Bracket**

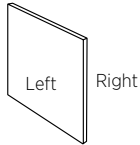
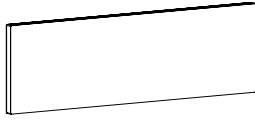
- NO TVBKT No TV Being Used
- TVBKT TV Bracket Being Used

For ordering options, [see overview at the beginning of this section.](#)

# FIFTEEN LOUNGE

## LOUNGE + TABLES BY PLEDGE (15 SERIES)

Item	Model No.	Width	Depth	Height	Ship Wt	Cubic Ft
LOW CENTER PANEL DUAL SIDED	15-DLCP85	85½	3	30¼	50	7.8
	15-DLCP79	79½	3	30¼	43	7.8



Must Specify (in this order):  
Model #  
Primary Upholstery  
Table Bracket Designator

**Description**

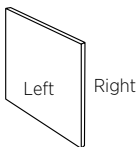
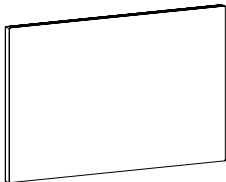
- Use to Create Booths in Dual-Sided Applications
- Not Freestanding; Must Connect To Four Lounge Units (Two Units On Each Side)
- Must Specify Table Bracket Designator Below: No TBLBKT, L-TBLBKT, R-TBLBKT, or LR-TBLBKT; ([See View Booth Tables and Order Separately](#))
- TV Bracket Not Available On This Panel

List Price/Grade	Yards	COM/1	2	3	4	5	6	7	8	9	10	L1	L2
15-DLCP85 Upholstery	5.25	\$ 2093	2356	2581	2797	3127	3463	3941	4435	5017	5684	3768	4482
15-DLCP79 Upholstery	4.75	\$ 2012	2250	2454	2649	2948	3252	3684	4131	4658	5261	3527	4173

**Must Specify: Table Bracket**

NO TBLBKT	No View Booth Table Being Used
L-TBLBKT	View Booth Table Being Used On Left Side
R-TBLBKT	View Booth Table Being Used on Right Side
LR-TBLBKT	View Booth Table Being Used

DUAL SIDED HIGH CENTER PANEL	15-DHCP85	85½	3	49½	70	12.6
	15-DHCP79	79½	3	49½	65	12.6



Must Specify (in this order):  
Model #  
Primary Upholstery  
Table Bracket Designator  
TV Bracket Designator

**Description**

- Use to Create Booths in Dual-Sided Applications
- Not Freestanding; Must Connect To Four Lounge Units (Two Units On Each Side)
- Must Specify Table Bracket Designator Below: No TBLBKT, L-TBLBKT, R-TBLBKT, or LR-TBLBKT; ([See View Booth Tables and Order Separately](#))
- Must Specify TV Bracket Designator Below: NO TVBKT, L-TV BKT, R-TV BKT, or LR-TV BKT; ([See TV Bracket and Order Separately](#))
- TV Bracket Allows For Use of TVs up to 40" on Panel
- If a Table and/or TV Bracket is Designated, a Grommet or Grommets Will Automatically Be Added to the Panel for Wire Management

List Price/Grade	Yards	COM/1	2	3	4	5	6	7	8	9	10	L1	L2
15-DHCP85 Upholstery	7.50	\$ 2439	2814	3137	3444	3917	4397	5079	5784	6617	7569	4832	5852
15-DHCP79 Upholstery	7.00	\$ 2356	2706	3007	3294	3735	4183	4820	5478	6255	7144	4589	5541

**Must Specify: Table Bracket**

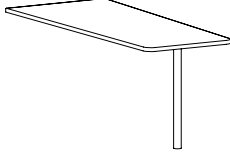
NO TBLBKT	No View Booth Table Being Used
L-TBLBKT	View Booth Table Being Used on Left Side
R-TBLBKT	View Booth Table Being Used on Right Side
LR-TBLBKT	View Booth Table Being Used on Left & Right Sides

**Must Specify: TV Bracket**

NO TVBKT	No TV Being Used
L-TV BKT	TV Bracket Being Used on Left Side
R-TV BKT	TV Bracket Being Used on Right Side
LR-TV BKT	TV Bracket Being Used on Left & Right Sides

For ordering options, [see overview at the beginning of this section.](#)

**FIFTEEN LOUNGE**  
LOUNGE + TABLES BY PLEDGE (15 SERIES)

Item	Model No.		Width	Depth	Height	Ship Wt	Cubic Ft	List Price	
<b>VIEW BOOTH TABLES</b>			<b>30"W</b>						
	15-E5TV30	TFL	30	71	30	71	52.1	T\$ 825	
	15-E5TV30H	HPL	30	71	30	71	52.1	P\$ 1054	
	15-E5TV30V	Veneer	30	71	30	71	52.1	W\$ 1430	
	15-E4TV30	TFL	30	60	30	60	40.3	T\$ 754	
	15-E4TV30H	HPL	30	60	30	60	40.3	P\$ 943	
	15-E4TV30V	Veneer	30	60	30	60	40.3	W\$ 1273	
	15-E3TV30	TFL	30	47	30	41	40.3	T\$ 699	
	15-E3TV30H	HPL	30	47	30	41	40.3	P\$ 900	
	15-E3TV30V	Veneer	30	47	30	41	40.3	W\$ 1151	
	15-E2TV30	TFL	30	36	30	36	40.3	T\$ 652	
	15-E2TV30H	HPL	30	36	30	36	40.3	P\$ 862	
	15-E2TV30V	Veneer	30	36	30	36	40.3	W\$ 1032	
	15-E1TV30	TFL	30	26	30	30	40.3	T\$ 607	
	15-E1TV30H	HPL	30	26	30	30	40.3	P\$ 824	
	15-E1TV30V	Veneer	30	26	30	30	40.3	W\$ 879	
				<b>24"W</b>					
		15-E5TV24	TFL	24	71	30	57	52.1	T\$ 768
		15-E5TV24H	HPL	24	71	30	57	52.1	P\$ 942
	15-E5TV24V	Veneer	24	71	30	57	52.1	W\$ 1288	
	15-E4TV24	TFL	24	60	30	48	40.3	T\$ 707	
	15-E4TV24H	HPL	24	60	30	48	40.3	P\$ 882	
	15-E4TV24V	Veneer	24	60	30	48	40.3	W\$ 1158	
	15-E3TV24	TFL	24	47	30	33	40.3	T\$ 662	
	15-E3TV24H	HPL	24	47	30	33	40.3	P\$ 839	
	15-E3TV24V	Veneer	24	47	30	33	40.3	W\$ 1049	
	15-E2TV24	TFL	24	36	30	29	40.3	T\$ 620	
	15-E2TV24H	HPL	24	36	30	29	40.3	P\$ 804	
	15-E2TV24V	Veneer	24	36	30	29	40.3	W\$ 911	
	15-E1TV24	TFL	24	26	30	24	40.3	T\$ 585	
	15-E1TV24H	HPL	24	26	30	24	40.3	P\$ 770	
	15-E1TV24V	Veneer	24	26	30	24	40.3	W\$ 814	

Must Specify (in this order):  
Model #  
Finish/Color  
Leg Color  
Grommet/Power/Data

**Description**

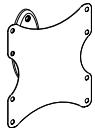
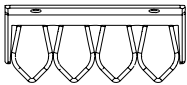
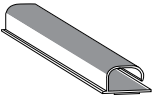

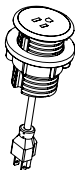
- Available With a Veneer (W), HPL (P), or TFL (T) Top; [See Finish/Color Options and Specify](#)
- Not Freestanding; Must Connect to High or Low-Single or Dual-Sided Center Panel
- Must Specify Leg Finish: Aluminum (ALUM), Black (BLK), or Chrome (CHM)
- Some Assembly Required
- Wire Management, Power/Data, and Grommet Options Available, [See Units Available](#); [See Locations In Intro](#)

T = TFL P = HPL W = Veneer

For ordering options, [see overview at the beginning of this section.](#)

# FIFTEEN LOUNGE

## LOUNGE + TABLES BY PLEDGE (15 SERIES)

Item	Model No.	Width	Depth	Height	Ship Wt	Cubic Ft	List Price	
TV BRACKET	01-0603TVBR	12½	13½	19½	5	1.9	\$ 320	
	<b>Description</b> <ul style="list-style-type: none"> <li>TV Bracket with Swivel/Tilt</li> </ul>							
Open Market Only								
CABLE GRIP	01-WMGRCB	-	-	-	1	0.1	\$ 16	
	<b>Description</b> <ul style="list-style-type: none"> <li>Under Surface Wire Management</li> <li>Black</li> </ul>							
WIRE CHANNEL	01-32125	24	1¾	1	.25	0.3	\$ 102	
	<b>Description</b> <ul style="list-style-type: none"> <li>Available in Black</li> <li>Includes (2) Double-Sided Tape Ribbons for Easy Installation</li> <li>Open J Channel for Easy Wire Management</li> </ul>							
VESTA POWER CENTER	01-PDCTR	10¾	12	28¾	14	2.5	\$ 1716	
	<b>Description</b> <ul style="list-style-type: none"> <li>Top Includes One (1) Power Outlet, Two (2) USB Ports and One (1) USBC Port; Base Includes Three (3) Outlet</li> <li>Available in White</li> <li>120" Power Cord</li> <li>Built with Weight Distribution for Optimal Stability</li> <li>Base is 5" Tall</li> </ul>							
SINGLE POWER SAND DOLLAR	01-SAND60PS	Silver	3	3	4	1	0.2	\$ 95
	01-SAND60PW	White						\$ 95
	01-SAND60PB	Black						\$ 95
	<b>Description</b> <ul style="list-style-type: none"> <li>Unit is 2" Diameter; Mounts in 60mm Round Grommet</li> <li>6' Cord</li> <li>Single Power Outlet</li> </ul>							

For ordering options, [see overview at the beginning of this section.](#)



Item	Model No.		Width	Depth	Height	Ship Wt	Cubic Ft	List Price
DOUBLE USB SAND DOLLAR	01-SAND60US	Silver	3	3	4	1	0.2	\$ 268
	01-SAND60UW	White						\$ 268
	01-SAND60UB	Black						\$ 268



**Description**

- Unit is 2" Diameter; Mounts in 60mm Round Grommet
- 6' Cord
- Double USB

DOCK 950 WIRELESS CHARGER	01-DOCK950B	Black	-	-	-	1	0.2	\$ 256
	01-DOCK950W	White						\$ 256



Open Market Only

**Description**

- For Use with Wireless Charging Enabled Devices (Qi)
- 5 Watts Maximum Output with a Direct Current of 5V 2A and 10 Watts Maximum with Quick Charge 2.0
- Mounts in 76mm Round Cut-Out
- LED will Confirm Pairing with Device and Begin Wireless Charging

DOCK 150 WIRELESS AND USB CHARGER	01-DOCK150B	Black	-	-	-	1	0.2	\$ 391
	01-DOCK150W	White						\$ 391

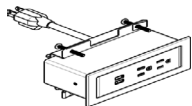


Open Market Only

**Description**

- For Use with Wireless Charging Enabled Devices (Qi) and USB Charging Devices
- 5 Watt Maximum Output with a Direct Current Input of 5V 6A (Wireless Fast Charge)
- Pop-Up Includes Three (3) USB Ports; One (1) 12 Watt Maximum with 2.4A (USB Fast Charge) and Two (2) 5 Watt with 1A (USB Standard Charge)
- Mounts in 76mm Round Cut-Out
- LED will Confirm Pairing with Device and Begin Wireless Charging
- UL & cUL Certified

DUO BEZEL NEMA PLUG	01-DUOBEZELS	Silver	9	2 1/2	3	1	0.2	\$ 652
	01-DUOBEZELW	White						\$ 652
	01-DUOBEZELB	Black						\$ 652



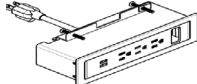
**Description**

- Worksurface Must Be Routed To Accept Unit, Which Sits Down Into Worksurface Supported By Attractive Slim Fit Bezel
- Two (2) Power / Two (2) USB Power
- Independent USB Circuit Controllers Deliver up to 2.1 Amps to Each Port
- All Mounting Hardware Included
- FCC Part 15A and UL Approved for Horizontal and Vertical Applications
- 10' Cord

For ordering options, [see overview at the beginning of this section.](#)

# FIFTEEN LOUNGE

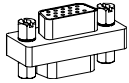
## LOUNGE + TABLES BY PLEDGE (15 SERIES)

Item	Model No.		Width	Depth	Height	Ship Wt	Cubic Ft	List Price
	01-TRIOBEZELS	Silver	6½	2⅝	3⅞	1	0.2	\$ 700
	01-TRIOBEZELW	White						\$ 700
	01-TRIOBEZELB	Black						\$ 700

### Description

- Worksurface Must Be Routed To Accept Unit, Which Sits Down Into Worksurface Supported By Attractive Slim Fit Bezel
- Three (3) Power/Two (2) USB Power/One (1) Open Data
- Independent USB Circuit Controllers Deliver up to 2.1 Amps to Each Post
- HDMI, VGA, or RJ45 Accessories Sold Separately
- All Mounting Hardware Included
- FCC Part 15A and UL Approved for Horizontal and Vertical Applications
- 10' Cord

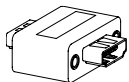
TRIO VGA DATA PORT ACCESSORY	01-LCOMVGA		-	-	-	-	-	\$ 117
---------------------------------	------------	--	---	---	---	---	---	--------



### Description

- VGA Ports for Trio Units

TRIO HDMI DATA PORT ACCESSORY	01-LCOMHDMI		-	-	-	-	-	\$ 160
----------------------------------	-------------	--	---	---	---	---	---	--------

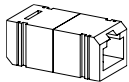


### Description

- HDMI Ports for Trio Units

Open Market Only

TRIO RJ45 DATA PORT ACCESSORY	01-LCOMRJ45		-	-	-	-	-	\$ 76
----------------------------------	-------------	--	---	---	---	---	---	-------



### Description

- RJ45 Ports for Trio Units

For ordering options, [see overview at the beginning of this section.](#)

Fifteen Pods, another line inspired by Pledge, provides users with a personal getaway space, private meeting, or collaboration location, and can be placed anywhere in a facility. Designed around the science of acoustics, Fifteen Pods helps to keep conversations contained within and external noises out.

**CONSTRUCTION**

- Pods are manufactured using Baltic Birch plywood for internal wood components and frame; individually hand assembled with joints mortised and tenoned, screwed, and glued for maximum strength and durability
- High Grade Polyurethane Foam, 2¼” thick in the seat and 1” thick in the back
- View Tables feature square edge profile and are available in Veneer, HPL, and TFL
- Veneer table tops are 1¾” thick with a 3mm veneer edge banding and are made of select-grade sliced Walnut, Cherry, Maple, or composite veneers for maximum grain and color consistency
- HPL tops are 1¾” thick with a 3mm PVC edge bands and TFL tops are 1” thick with a 3mm PVC edge bands; Designer White, Sugar Maple, and Williamsburg Cherry feature ABS rims
- Each unit includes non-marring, nylon adjustable glides
- Upholstered units ship fully assembled, while tables require some assembly
- Seating rated for users up to 275lbs

**HOW TO ORDER EXAMPLES**

**PODS**

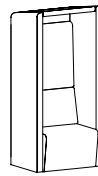
Model No.	QTY	Description	Example
15-P11	1	Primary Upholstery	Mayer Fedora Fawn
		Accent Upholstery	Mayer Fedora Espresso
		Surround Upholstery	Mayer Fedora Espresso
		Center Panel Designator	NONE
		Power/Color/Location	ECSL
<b>BOOTHS</b>			
Model No.	QTY	Description	Example
15-P33	1	Primary Upholstery	Architex Hush Ivory
		Accent Upholstery	Architex Catwalk Ritts
		Surround Upholstery	Architex Platform Pistachio
		Center Panel Designator	LEFT
		Power/Color/Location	NONE
15-P33	1	Primary Upholstery	Architex Hush Ivory
		Accent Upholstery	Architex Catwalk Ritts
		Surround Upholstery	Architex Hush Baltic
		Center Panel Designator	RIGHT
		Power/Color/Location	NONE
15-PCPH49	1	Primary Upholstery	Architex Hush Baltic
		Table Bracket Designator	TBLBKT
		TV Bracket Designator	HI-TVBKT
15-E5TV30	1	Finish/Color	WTA
		Leg Color	ALUM
		Grommet/Power Location	D950-E
01-DOCK950W	1	Dock 950 Wireless Charger	Dock950, White
01-0603TVBR	1	TV Bracket	

**UPHOLSTERY OPTIONS + RECOMMENDATIONS**

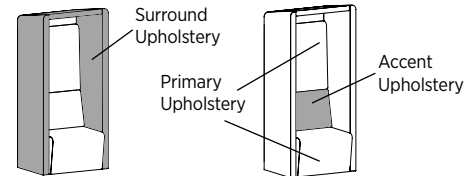
Available in single or contrasting upholsteries in a wide variety of graded-in or contract options, including fabric, vinyl, and leather.

When using contrasting upholstery, note that the Accent Upholstery will be shown on the front and back side of the unit.

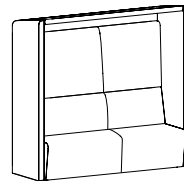
**Single Upholstery**



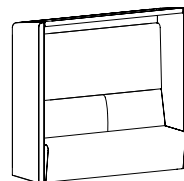
**Contrasting Upholstery**



Some upholsteries are considered directional, such as stripes, patterns and plaids. Customer may specify how fabric is cut (up the roll or across the roll). If not specified, upholsteries are reviewed by production for the best application. Certain upholsteries may require the pattern to be applied up the roll, which creates additional seams in the seat and backs of select units. When contrasting upholstery is specified and any fabric direction selection is requested or deemed best applied up the roll then all fabric direction selections will be applied up the roll. [See the COL/COM Form for additional details.](#)



Additional seams for the 15-P33 when upholstery is cut up the roll.



Shown with Accent Upholstery cut Up the Roll and applied with the seam. Primary Upholstery cut Across the Roll and applied with no seam. This will only apply to 15-P33.

# FIFTEEN PODS

## PODS + TABLES BY PLEDGE (15 SERIES)

### CREATING A BOOTH

At the time of specifying a Pod, we ask that you also designate whether or not you'll be creating a booth.

To insure all necessary hardware is factory installed when creating a booth:

- Order the correct number of Pods to support the Center Panel specified. Single-sided Center Panels require two Pods of any combination model/width
- Each Pod specified must indicate which end will connect to the Center Panel. Left end and right end are determined as you are standing looking at the Pod. For example a single-sided Center Panel requires one Pod specified as a left connection and one Pod specified as right connection.
- Tables and TV Brackets must be ordered separately, however, the Center Panel must be ordered with the corresponding options for connection.
- Tables are not freestanding and must be supported by a Center Panel.
- Keep users connected by specifying and ordering power/data units for the Pods and Table!

### CENTER PANEL DESIGNATORS

Pods will be modified to accept Center Panels as specified. We ask that all Pods designate if a Center Panel will be used and which side of the Pod will need to be attached. Left or Right location is based on facing the Pod.

Note: Center Panel must be ordered separately.

NONE	No Center Panel
LEFT	Center Panel on Left
RIGHT	Center Panel on Right

### CENTER PANEL TABLE OPTIONS

When ordering a Center Panel, we ask that you also designate whether or not you plan to use a View Table with it. This will ensure that the table attachment bracket and a grommet are factory installed for your convenience.

Note: Table must be ordered separately.

NO TBLBKT	No Table Bracket
TBLBKT	Table Bracket

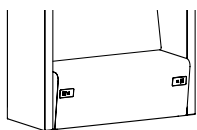
### POD POWER/DATA OPTIONS

*Note: Specified by Facing the Pod*

Power ports are installed on the front of the unit 11¼" up from glide and 6½" in from the outside of the arm.

#### Each Power Port comes with 1 Outlet and 2 USB

ECSL	ECA Cove, Left Port, Silver (1 Unit)	\$ 942
ECSR	ECA Cove, Right Port, Silver (1 Unit)	\$ 942
ECSLR	ECA Cove, Left and Right Port, Silver (2 Units)	\$ 1884
ECBL	ECA Cove, Left Port, Black (1 Unit)	\$ 942
ECBR	ECA Cove, Right Port, Black (1 Unit)	\$ 942
ECBLR	ECA Cove, Left and Right Port, Black (2 Units)	\$ 1884



Power installed on front left and/or front right



ECA Cove

### CENTER PANEL TV ATTACHMENT OPTIONS

When ordering a Center Panel, we ask that you also designate whether or not you plan to use a TV with it. This will ensure that the attachment hardware and a grommet are factory installed for your convenience. The Bracket and Grommet are always centered.

High Center Panels feature optional High TV bracket which allows for use a larger TV.

Note: Recommend using TVs up to 40". Actual TV Bracket must be ordered separately.

NO TVBKT	No TV Bracket
TVBKT	TV Bracket (Placed at 42"H)
HI-TVBKT	High TV Bracket (Placed at 60½"H)

### VIEW BOOTH TABLE LEG EDGE PROFILE

Y Square



### VENEER (W) TABLE TOP OPTIONS

Tops feature UV Advantage, an ultra-violet finish, on all exposed surfaces by utilizing roll-coat UV technology.

AW	Artisan Walnut	MW	Mahogany Walnut
AS	Asian Night	MAS	Mesa Sunset*
CO	Columbian Walnut	MTS	Metropolis Sky
DC	Dark Cherry	ORW	Oak Riftwood*
DFW	Dark Forest Walnut	PNW	Pinnacle Walnut
EW	Espresso	SCH	Select Cherry
FO	Fawn Oak*	SKC	Shaker Cherry
GC	Golden Cherry	SM	Sugar Maple
HW	Harvest Walnut	WTA	Weathered Ash*
HNW	Henna Walnut	WC	Williamsburg Cherry
LW	Legacy Walnut		

\* Finish is Low Sheen

### TFL (T) AND HPL (P) LAMINATE TABLE TOP OPTIONS

#### WOODGRAIN

AS	Asian Night	PTK	Portico Teak
BW	Beigewood	RC	River Cherry
CO	Columbian Walnut	SPW	Sepia Walnut
EF	Espresso	SKC	Shaker Cherry
FLW	Florence Walnut	SBP	Smoky Brown Pear
KHE	Kirsche	TK	Studio Teak
MNR	Midnight Run	SM	Sugar Maple
NTM	Natural Marrone	WTA	Weathered Ash
ORW	Oak Riftwood	WNB	White Nebbia
PNW	Pinnacle Walnut	WC	Williamsburg Cherry

#### SOLID

BL	Black	FHG	Fashion Grey
WH	Designer White	SG	Slate Grey

# FIFTEEN PODS

## PODS + TABLES BY PLEDGE (15 SERIES)

### VIEW BOOTH TABLE LEG FINISH OPTIONS

- ALUM Aluminum Leg
- BLK Black Leg
- CHM Chrome Leg

### VIEW BOOTH TABLE POWER/DATA OPTIONS

Grommets are available in View Tables for an upcharge or they may be ordered without grommets (specify NO GROMMET on order).

Power/Data units and Wireless Chargers must be ordered separately and specified with a surface mount location. Multiple locations may be selected (End & Center). Only one unit per location.

#### GROMMET LOCATIONS (Specify Black = BLK or Silver = SLV)

GE	Grommet, End - BLK or SLV	\$	50
GC	Grommet, Center - BLK or SLV	\$	50
GEC	Grommet, End & Center - BLK or SLV	\$	100

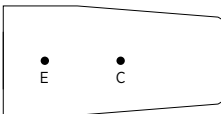
#### DUO/TRIO BEZEL LOCATIONS

PDC-E	Bezel, End
PDC-C	Bezel, Center
PDC-EC	Bezel, End & Center

#### WIRELESS CHARGER LOCATIONS

D950-E	Dock 950, End
D950-C	Dock 950, Center
D950-EC	Dock 950, End & Center
D150-E	Dock 150, End
D150-C	Dock 150, Center
D150-EC	Dock 150, End & Center

*Grommets, Power Units, Dock 950 Wireless Charger, and Dock 150 Wireless & USB Charger may be ordered in non-standard locations. Call Customer Service to assist with specification and/or please attach a drawing to the PO showing the location of the grommet. Note additional charges and lead times may apply.*

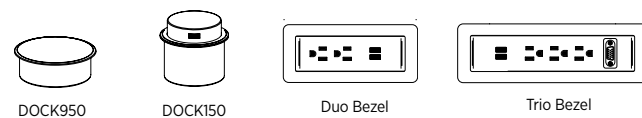


Power locations for the View Table are End, Center, or End & Center

**E = End C = Center EC = End & Center**  
 E = 12" from monitor end  
 C = Centered

#### EXAMPLES OF POWER/DATA UNITS (See Additional Units in the Accessories)

01-DUOBEZELW	Duo Bezel, White, Specify Location	\$	652
01-DUOBEZELB	Duo Bezel, Black, Specify Location	\$	652
01-DUOBEZELS	Duo Bezel, Silver, Specify Location	\$	652
01-TRIOBEZELW	Trio Bezel, White, Specify Location	\$	700
01-TRIOBEZELB	Trio Bezel, Black, Specify Location	\$	700
01-TRIOBEZELS	Trio Bezel, Silver, Specify Location	\$	700
01-DOCK950W	Dock 950 Wireless Charger, White, Specify Location	\$	256
01-DOCK950B	Dock 950 Wireless Charger, Black, Specify Location	\$	256
01-DOCK150W	Dock 150 Wireless & USB Charger, White, Specify Location	\$	391
01-DOCK150B	Dock 150 Wireless & USB Charger, Black, Specify Location	\$	391

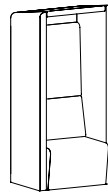


For Additional Power/Data and Wire Management Units [See Accessories](#)


### CERTIFICATIONS & COMPLIANCE

- CAL 117-2013 Compliance
- Intertek Sustainability Certified
- BIFMA level® Certified
- BIFMA Compliant® Certified
- TSCA Title VI (CARB) Compliance
- US Green Building's LEED® Contribution


### STATEMENT OF LINE



One Seat Pod:  
15-P11  
[\(See Details\)](#)



Two Seat Pod:  
15-P22  
[\(See Details\)](#)



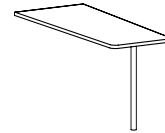
Three Seat Pod:  
15-33  
[\(See Details\)](#)



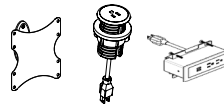
Low Center Panel:  
15-PCP49  
15-PCP43  
[\(See Details\)](#)




High Center Panel:  
15-PCPH49  
15-PCPH43  
[\(See Details\)](#)



View Table  
30"D & 24"D Available in  
TFL, HPL and Veneer  
[\(See Details\)](#)



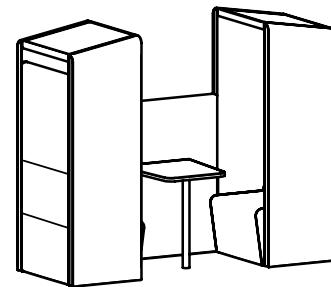
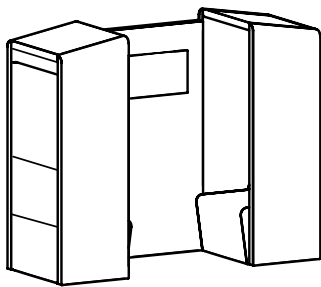

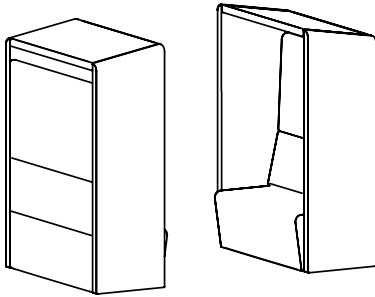
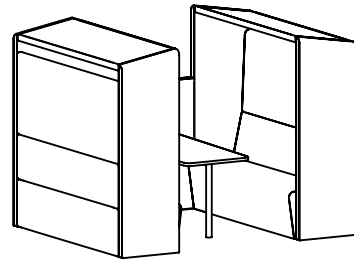
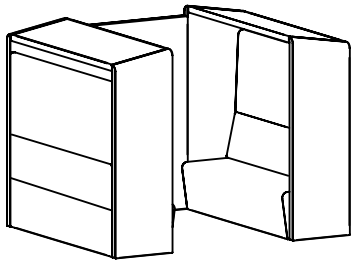
Accessories Include:  
TV Brackets, Power, and  
Wireless Chargers  
[\(See Power + Accessories\)](#)



Enhance your space with  
Cush Pillows. [See Product Details.](#)

# FIFTEEN PODS

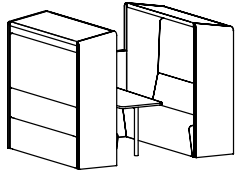
IDEA STARTERS



For ordering options, [see overview at the beginning of this section.](#)

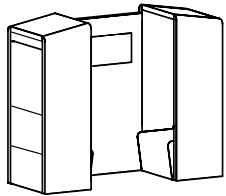
**FIFTEEN PODS**  
**LOUNGE & TABLES (15 SERIES) BY PLEDGE**

Item	Model No.	Width	Depth	Height	Ship Wt	Cubic Ft	List Price
------	-----------	-------	-------	--------	---------	----------	------------



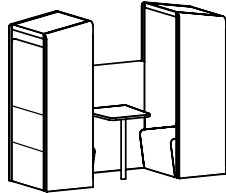
15-P1		101¾	78¾	75	496	252.7	\$ 18729
<b>CONSISTS OF:</b>		<b>QTY</b>					
15-P33	2	Three Seat Pod					\$ 16378
15-PCP49	1	Low Center Panel, Single Sided Table Bracket (TBLBKT) - View Booth Table Being Used					\$ 1526
15-E5TV30	1	30"W TFL View Booth Table					\$ 825

View Booth Table is available in 24"W or 30"W and surface material options include TFL, HPL or Veneer  
Grade 1 pricing



15-P2		95¾	75				\$ 13352
<b>CONSISTS OF:</b>		<b>QTY</b>					
15-P11	2	One Seat Pod					\$ 11482
15-PCPH43	1	High Center Panel Single Sided TV Bracket (HI-TVBKT) - TV Bracket at Higher Height (60½" H)					\$ 1870

TV not included  
Grade 1 pricing



15-P3				75			\$ 13515
<b>CONSISTS OF:</b>		<b>QTY</b>					
15-P11	2	One Seat Pod					\$ 11482
15-PCP43	1	Low Center Panel, Single Sided Table Bracket (TBLBKT) - View Booth Table Being Used					\$ 1448
15-E1TV24	1	24"W TFL View Booth Table					\$ 585

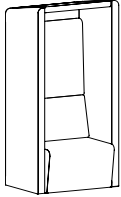
View Booth Table is available in 24"W or 30"W and surface material options include TFL, HPL or Veneer  
Grade 1 pricing

For ordering options, [see overview at the beginning of this section.](#)

# FIFTEEN PODS

## PODS + TABLES BY PLEDGE (15 SERIES)

Item	Model No.	Chair Width	Chair Depth	Chair Height	Ship Wt	Cubic Ft
ONE SEAT POD	15-P11	33¾	26¾	75	97	47.4



**Description**


- Available with Three Contrasting Upholstery ([See Details](#))
- May Be Used in Booth Applications; Must Specify Center Panel Designator: (NONE) for No Center Panel or (LEFT or RIGHT) Based on the Side the Center Panel will be Attached; ([See Single or Dual Sided Center Panels and Order Separately](#))
- Optional Power Ports, [See Options](#)

Must Specify (in this order):

- Model #
- Primary Upholstery
- Accent Upholstery
- Surround Upholstery
- Center Panel Designator
- Optional Power

List Price/Grade	Yards	COM/1	2	3	4	5	6	7	8	9	10	L1	L2
Single Upholstery	12.50	\$ 5741	6366	6904	7416	8204	9004	10141	11316	12704	14291	9729	11429
Contrasting Upholstery													
Primary	3.50	\$ 5785	5960	6111	6254	6475	6699	7017	7346	7735	8179	6902	7378
Accent	1.50	\$ 0	75	140	201	296	392	528	669	836	1026	479	683
Surround	8.50	\$ 0	425	791	1139	1675	2219	2992	3791	4735	5814	2712	3868

**TWO SEAT POD**



15-P22	54¾	26¾	75	141	66.8
--------	-----	-----	----	-----	------

**Description**


- Available with Three Contrasting Upholstery ([See Details](#))
- May Be Used in Booth Applications; Must Specify Center Panel Designator: (NONE) for No Center Panel or (LEFT or RIGHT) Based on the Side the Center Panel will be Attached; ([See Single or Dual Sided Center Panels and Order Separately](#))
- Optional Power Ports, [See Options](#)

Must Specify (in this order):

- Model #
- Primary Upholstery
- Accent Upholstery
- Surround Upholstery
- Center Panel Designator
- Optional Power

List Price/Grade	Yards	COM/1	2	3	4	5	6	7	8	9	10	L1	L2
Single Upholstery	16.75	\$ 7075	7913	8633	9320	10375	11447	12971	14546	16405	18532	12418	14696
Contrasting Upholstery													
Primary	5.50	\$ 7108	7383	7620	7845	8192	8544	9044	9561	10172	10870	8863	9611
Accent	2.00	\$ 0	100	186	268	394	522	704	892	1114	1368	638	910
Surround	10.00	\$ 0	500	930	1340	1970	2610	3520	4460	5570	6840	3190	4550

**THREE SEAT POD**



15-P33	78¾	26¾	75	190	96.1
--------	-----	-----	----	-----	------

**Description**

- Available with Three Contrasting Upholstery ([See Details](#))
- May Be Used in Booth Applications; Must Specify Center Panel Designator: (NONE) for No Center Panel or (LEFT or RIGHT) Based on the Side the Center Panel will be Attached; ([See Single or Dual Sided Center Panels and Order Separately](#))
- Optional Power Ports, [See Options](#)

Must Specify (in this order):

- Model #
- Primary Upholstery
- Accent Upholstery
- Surround Upholstery
- Center Panel Designator
- Optional Power


List Price/Grade	Yards	COM/1	2	3	4	5	6	7	8	9	10	L1	L2
Single Upholstery	21.25	\$ 8189	9252	10165	11037	12375	13735	15669	17667	20025	22724	14968	17858
Contrasting Upholstery													
Primary	8.75	\$ 8255	8693	9069	9428	9979	10539	11335	12158	13129	14240	11046	12236
Accent	2.75	\$ 0	138	256	369	542	718	968	1227	1532	1881	877	1251
Surround	11.25	\$ 0	563	1046	1508	2216	2936	3960	5018	6266	7695	3589	5119

For ordering options, [see overview at the beginning of this section.](#)



**FIFTEEN PODS**  
**PODS + TABLES BY PLEDGE (15 SERIES)**

Item	Model No.	Width	Depth	Height	Ship Wt	Cubic Ft
LOW CENTER PANEL SINGLE SIDED	15-PCP49 <i>For Use With 30"D View Tables</i>	49	3	49½	45	8.4
	15-PCP43 <i>For Use With 24"D View Tables</i>	43	3	49½	41	8.4



Must Specify (in this order):

- Model #
- Primary Upholstery
- Table Bracket Designator
- TV Bracket Designator

**Description**

- Use to Create Booths in Single-Sided Applications
- Not Freestanding; Must Connect To Two Pod Units
- Must Specify Table Bracket Designator Below: NO TBLBKT or TBLBKT; ([See View Booth Tables and Order Separately](#))
- Must Specify TV Bracket Designator Below: NO TVBKT or TVBKT; ([See TV Bracket and Order Separately](#))
- TV Bracket Allows For Use of TVs up to 40" on Panel
- If a Table and/or TV Bracket is Designated, a Grommet or Grommets Will Automatically Be Added to the Panel for Wire Management

List Price/Grade	Yards	COM/1	2	3	4	5	6	7	8	9	10	L1	L2
15-PCP49 Upholstery 4.50 \$	1526	1751	1945	2129	2413	2701	3110	3533	4033	4604	2962	3574	
15-PCP43 Upholstery 4.00 \$	1448	1648	1820	1984	2236	2492	2856	3232	3676	4184	2724	3268	


**Must Specify: Table Bracket**

- NO TBLBKT No View Booth Table Being Used
- TBLBKT View Booth Table Being Used

**Must Specify: TV Bracket**

- NO TVBKT No TV Being Used
- TVBKT TV Bracket at Standard Height (42"H)

Item	Model No.	Width	Depth	Height	Ship Wt	Cubic Ft
HIGH CENTER PANEL SINGLE SIDED	15-PCPH49 <i>For Use With 30"D View Tables</i>	49	3	69¾	69	9.0
	15-PCPH43 <i>For Use With 24"D View Tables</i>	43	3	69¾	65	9.0



Must Specify (in this order):

- Model #
- Primary Upholstery
- Table Bracket Designator
- TV Bracket Designator

**Description**

- Use to Create Booths in Single-Sided Applications
- Not Freestanding; Must Connect To Two Pod Units
- Must Specify Table Bracket Designator Below: NO TBLBKT or TBLBKT; ([See View Booth Tables and Order Separately](#))
- Must Specify TV Bracket Designator Below: NO TVBKT, TVBKT, or HI-TVBKT; ([See TV Bracket and Order Separately](#))
- TV Bracket Allows For Use of TVs up to 40" on Panel
- If a Table and/or TV Bracket is Designated, a Grommet or Grommets Will Automatically Be Added to the Panel for Wire Management

List Price/Grade	Yards	COM/1	2	3	4	5	6	7	8	9	10	L1	L2
15-PCPH49 Upholstery 6.00 \$	1990	2290	2548	2794	3172	3556	4102	4666	5332	6094	3904	4720	
15-PCPH43 Upholstery 5.25 \$	1870	2133	2358	2574	2904	3240	3718	4212	4794	5461	3545	4259	

**Must Specify: Table Bracket**

- NO TBLBKT No View Booth Table Being Used
- TBLBKT View Booth Table Being Used

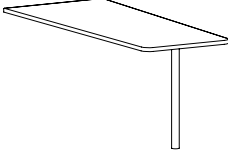
**Must Specify: TV Bracket**

- NO TVBKT No TV Being Used
- TVBKT TV Bracket at Standard Height (42"H)
- HI-TVBKT TV Bracket at Higher Height (60½"H)

For ordering options, [see overview at the beginning of this section.](#)

# FIFTEEN PODS

## PODS + TABLES BY PLEDGE (15 SERIES)

Item	Model No.		Width	Depth	Height	Ship Wt	Cubic Ft	List Price	
<b>VIEW BOOTH TABLES</b>			<b>30"W</b>						
	15-E5TV30	TFL	30	71	30	71	52.1	T\$ 825	
	15-E5TV30H	HPL	30	71	30	71	52.1	P\$ 1054	
	15-E5TV30V	Veneer	30	71	30	71	52.1	W\$ 1430	
	15-E4TV30	TFL	30	60	30	60	40.3	T\$ 754	
	15-E4TV30H	HPL	30	60	30	60	40.3	P\$ 943	
	15-E4TV30V	Veneer	30	60	30	60	40.3	W\$ 1273	
	15-E3TV30	TFL	30	47	30	41	40.3	T\$ 699	
	15-E3TV30H	HPL	30	47	30	41	40.3	P\$ 900	
	15-E3TV30V	Veneer	30	47	30	41	40.3	W\$ 1151	
	15-E2TV30	TFL	30	36	30	36	40.3	T\$ 652	
	15-E2TV30H	HPL	30	36	30	36	40.3	P\$ 862	
	15-E2TV30V	Veneer	30	36	30	36	40.3	W\$ 1032	
	15-E1TV30	TFL	30	26	30	30	40.3	T\$ 607	
	15-E1TV30H	HPL	30	26	30	30	40.3	P\$ 824	
	15-E1TV30V	Veneer	30	26	30	30	40.3	W\$ 879	
				<b>24"W</b>					
		15-E5TV24	TFL	24	71	30	57	52.1	T\$ 768
		15-E5TV24H	HPL	24	71	30	57	52.1	P\$ 942
	15-E5TV24V	Veneer	24	71	30	57	52.1	W\$ 1288	
	15-E4TV24	TFL	24	60	30	48	40.3	T\$ 707	
	15-E4TV24H	HPL	24	60	30	48	40.3	P\$ 882	
	15-E4TV24V	Veneer	24	60	30	48	40.3	W\$ 1158	
	15-E3TV24	TFL	24	47	30	33	40.3	T\$ 662	
	15-E3TV24H	HPL	24	47	30	33	40.3	P\$ 839	
	15-E3TV24V	Veneer	24	47	30	33	40.3	W\$ 1049	
	15-E2TV24	TFL	24	36	30	29	40.3	T\$ 620	
	15-E2TV24H	HPL	24	36	30	29	40.3	P\$ 804	
	15-E2TV24V	Veneer	24	36	30	29	40.3	W\$ 911	
	15-E1TV24	TFL	24	26	30	24	40.3	T\$ 585	
	15-E1TV24H	HPL	24	26	30	24	40.3	P\$ 770	
	15-E1TV24V	Veneer	24	26	30	24	40.3	W\$ 814	

Must Specify (in this order):

Model #  
Finish/Color  
Leg Color  
Grommet/Power/Data

#### Description

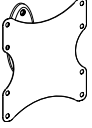
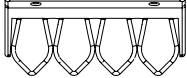
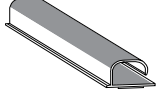


- Available With a Veneer (W), HPL (P), or TFL (T) Top; Must Specify Finish/Color; [See Color Options](#)
- Not Freestanding; Must Connect to High or Low Center Panel
- Must Specify Leg Finish: Aluminum (ALUM), Black (BLK), or Chrome (CHM)
- Some Assembly Required
- Wire Management, Power/Data, and Grommet Options Available, Starting on Next Page; [See Locations](#)

T = TFL P = HPL W = Veneer

For ordering options, [see overview at the beginning of this section.](#)

# FIFTEEN PODS

## PODS + TABLES BY PLEDGE (15 SERIES)

Item	Model No.		Width	Depth	Height	Ship Wt	Cubic Ft	List Price
TV BRACKET	01-0603TVBR		12½	13½	19½	5	1.9	\$ 320
	<b>Description</b> <ul style="list-style-type: none"> <li>TV Bracket with Swivel/Tilt</li> </ul>							
Open Market Only								
CABLE GRIP	01-WMGRCB		-	-	-	1	0.1	\$ 16
	<b>Description</b> <ul style="list-style-type: none"> <li>Under Surface Wire Management</li> <li>Black</li> </ul>							
WIRE CHANNEL	01-32125		24	1¾	1	.25	0.3	\$ 102
	<b>Description</b> <ul style="list-style-type: none"> <li>Available in Black</li> <li>Includes (2) Double-Sided Tape Ribbons for Easy Installation</li> <li>Open J Channel for Easy Wire Management</li> </ul>							
VESTA POWER CENTER	01-PDCTR		10¾	12	28¾	14	2.5	\$ 1716
	<b>Description</b> <ul style="list-style-type: none"> <li>Top Includes One (1) Power Outlet, Two (2) USB Ports and One (1) USBC Port; Base Includes Three (3) Outlet</li> <li>Available in White</li> <li>120" Power Cord</li> <li>Built with Weight Distribution for Optimal Stability</li> <li>Base is 5" Tall</li> </ul>							
SINGLE POWER SAND DOLLAR	01-SAND60PS	Silver	3	3	4	1	0.2	\$ 95
	01-SAND60PW	White						\$ 95
	01-SAND60PB	Black						\$ 95
	<b>Description</b> <ul style="list-style-type: none"> <li>Unit is 2" Diameter; Mounts in 60mm Round Grommet</li> <li>6' Cord</li> <li>Single Power Outlet</li> </ul>							

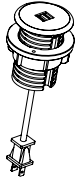
For ordering options, [see overview at the beginning of this section.](#)

## PLEDGE

# FIFTEEN PODS

## PODS + TABLES BY PLEDGE (15 SERIES)

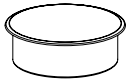
Item	Model No.		Width	Depth	Height	Ship Wt	Cubic Ft	List Price
DOUBLE USB SAND DOLLAR	01-SAND60US	Silver	3	3	4	1	0.2	\$ 268
	01-SAND60UW	White						\$ 268
	01-SAND60UB	Black						\$ 268



#### Description

- Unit is 2" Diameter; Mounts in 60mm Round Grommet
- 6' Cord
- Double USB

DOCK 950 WIRELESS CHARGER	01-DOCK950B	Black	-	-	-	1	0.2	\$ 256
	01-DOCK950W	White						\$ 256



Open Market Only

#### Description

- For Use with Wireless Charging Enabled Devices (Qi)
- 5 Watts Maximum Output with a Direct Current of 5V 2A and 10 Watts Maximum with Quick Charge 2.0
- Mounts in 76mm Round Cut-Out
- LED will Confirm Pairing with Device and Begin Wireless Charging

DOCK 150 WIRELESS AND USB CHARGER	01-DOCK150B	Black	-	-	-	1	0.2	\$ 391
	01-DOCK150W	White						\$ 391

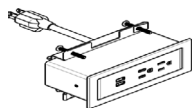


Open Market Only

#### Description

- For Use with Wireless Charging Enabled Devices (Qi) and USB Charging Devices
- 5 Watt Maximum Output with a Direct Current Input of 5V 6A (Wireless Fast Charge)
- Mounts in 76mm Round Cut-Out
- Pop-Up Includes Three (3) USB Ports; One (1) 12 Watt Maximum with 2.4A (USB Fast Charge) and Two (2) 5 Watt with 1A (USB Standard Charge)
- LED will Confirm Pairing with Device and Begin Wireless Charging
- UL & cUL Certified

DUO BEZEL NEMA PLUG	01-DUOBEZELS	Silver	9	2 1/2	3	1	0.2	\$ 652
	01-DUOBEZELW	White						\$ 652
	01-DUOBEZELB	Black						\$ 652



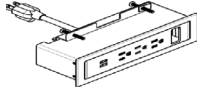
#### Description

- Worksurface Must Be Routed To Accept Unit, Which Sits Down Into Worksurface Supported By Attractive Slim Fit Bezel
- Two (2) Power / Two (2) USB Power
- Independent USB Circuit Controllers Deliver up to 2.1 Amps to Each Post
- All Mounting Hardware Included
- FCC Part 15A and UL Approved for Horizontal and Vertical Applications
- 10' Cord

For ordering options, [see overview at the beginning of this section.](#)

# FIFTEEN PODS

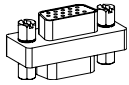
## PODS + TABLES BY PLEDGE (15 SERIES)

Item	Model No.		Width	Depth	Height	Ship Wt	Cubic Ft	List Price
	01-TRIOBEZELS	Silver	6½	2½	3¼	1	0.2	\$ 700
	01-TRIOBEZELW	White						\$ 700
	01-TRIOBEZELB	Black						\$ 700

**Description**

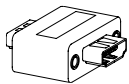
- Worksurface Must Be Routed To Accept Unit, Which Sits Down Into Worksurface Supported By Attractive Slim Fit Bezel
- Three (3) Power/Two (2) USB Power/One (1) Open Data
- Independent USB Circuit Controllers Deliver up to 2.1 Amps to Each Post
- HDMI, VGA, or RJ45 Accessories Sold Separately
- All Mounting Hardware Included
- FCC Part 15A and UL Approved for Horizontal and Vertical Applications
- 10' Cord

<b>TRIO VGA DATA PORT ACCESSORY</b>	01-LCOMVGA		-	-	-	-		\$ 117
---	------------	--	---	---	---	---	--	--------


**Description**

- VGA Ports for Trio Units

<b>TRIO HDMI DATA PORT ACCESSORY</b>	01-LCOMHDMI		-	-	-	-		\$ 160
--	-------------	--	---	---	---	---	--	--------

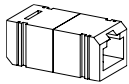


Open Market Only

**Description**

- HDMI Ports for Trio Units

<b>TRIO RJ45 DATA PORT ACCESSORY</b>	01-LCOMRJ45		-	-	-	-		\$ 76
--	-------------	--	---	---	---	---	--	-------


**Description**

- RJ45 Ports for Trio Units

 For ordering options, [see overview at the beginning of this section.](#)
**PLEDGE**



Experience the staying power of classic design paired with keen, modern interiors. Available in three arm styles, fully-upholstered or with clean out backs, and in standard and high occupancy sizes, Gleem's proven steam bending technique and handcrafted construction create a long lasting, superior chair. Create the perfect look, and provide lasting comfort for a diverse range of users. High Occupancy models support users up to 400lbs. And the entire collection features a wall saver design, preventing the chair back from hitting and marring walls.

**CONSTRUCTION**

- Exposed wood components are manufactured using European Beech and are free of spirits, discoloration, pits, shakes, and wormholes
- All chair joints are double-doweled or mortised and tenoned, screwed, and glued for maximum strength and durability
- Frames are individually hand assembled and sanded prior to being finished
- Non-marring nylon glides included in each leg at floor level
- High Grade Polyurethane Foam, 1½" thick in the seat and 1" thick in the back
- High quality resilient sheet webbing ensures a comfortable seating application
- Standard units support users up to 275lbs and High Occupancy units support users up to 400lbs
- Ships fully assembled

**HOW TO ORDER EXAMPLE**

Model No.	Description	Example
395	Finish	HNW
	Primary Upholstery	Momentum Beeline EPU Autumn
	Accent Upholstery	Momentum Beeline EPU Canvas
	Glides	STD

**WOOD FINISHES**

Indiana Furniture uses a multi-step, hand finishing process on all exposed wood frames.

Chairs feature a catalyzed varnish finish which offers durability, lasting beauty, and resistance to normal wear.

AW	Artisan Walnut	MAS	Mesa Sunset*
AS	Asian Night	MTS	Metropolis Sky
BW	Beigewood*	MNR	Midnight Run
BL	Black	NTM	Natural Marrone*
CO	Columbian Walnut	ORW	Oak Riftwood*
DC	Dark Cherry	PNW	Pinnacle Walnut
DFW	Dark Forest Walnut*	PTK	Portico Teak*
WH	Designer White	RC	River Cherry*
EF	Espresso	SCH	Select Cherry
FO	Fawn Oak*	SPW	Sepia Walnut*
FLW	Florence Walnut*	SKC	Shaker Cherry
GC	Golden Cherry	SBP	Smoky Brown Pear*
HW	Harvest Walnut	TK	Studio Teak
HNW	Henna Walnut	SM	Sugar Maple
KHE	Kirsche	WTA	Weathered Ash*
LW	Legacy Walnut	WNB	White Nebbia
MW	Mahogany Walnut	WC	Williamsburg Cherry

\* Finish is Low Sheen

**WALL SAVER DESIGN**


All of the Gleem chairs feature a wall saver design. With Gleem's contoured frame, any unit can be placed against a wall without concern of scrtaching or scuffing.



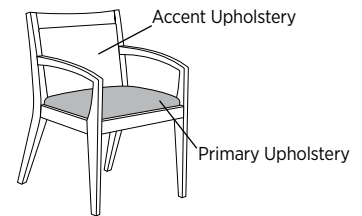
**UPHOLSTERY OPTIONS**

Available in single or contrasting upholsteries in a wide variety of graded-in or contract options, including fabric, vinyl, and leather.

**Single Upholstery**



**Contrasting Upholstery**

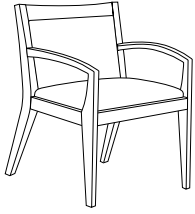


**GLIDE OPTIONS**

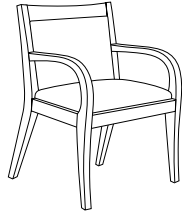
STD	Nylon Glides	STD
FELT	Felt Glides	\$ N/C

**CERTIFICATIONS & COMPLIANCE**


- CAL 117-2013 Compliance
- Intertek Sustainability Certified
- BIFMA level® Certified
- BIFMA Compliant® Certified
- TSCA Title VI (CARB) Compliance
- US Green Building's LEED® Contribution



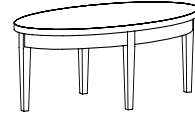
Arch Arm:  
395  
[\(See Details\)](#)




Curved Arm:  
396  
[\(See Details\)](#)



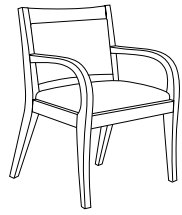
Swoop Arm:  
398  
[\(See Details\)](#)




Elliptical Table  
395-4222EMT  
[\(See Details\)](#)



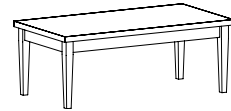
Arch Arm,  
Clean Out Back:  
395C  
[\(See Details\)](#)




Curved Arm, Clean  
Out Back:  
396C  
[\(See Details\)](#)



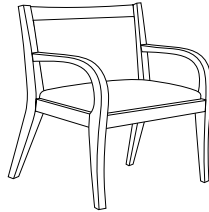
Swoop Arm, Clean  
Out Back:  
398C  
[\(See Details\)](#)




Magazine Table  
395-4222MT  
[\(See Details\)](#)



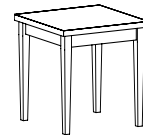
Arch Arm,  
High Occupancy:  
395B  
[\(See Details\)](#)




Curved Arm,  
High Occupancy:  
396B  
[\(See Details\)](#)



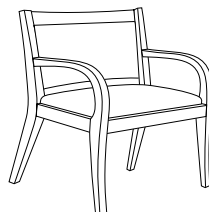
Swoop Arm,  
High Occupancy:  
398B  
[\(See Details\)](#)



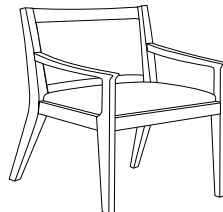
Lamp Table  
395-2222LT  
[\(See Details\)](#)



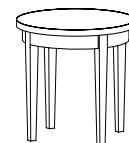
Arch Arm,  
High Occupancy,  
Clean Out:  
395BC  
[\(See Details\)](#)



Curved Arm,  
High Occupancy,  
Clean Out:  
396BC  
[\(See Details\)](#)



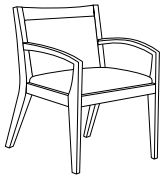
Swoop Arm,  
High Occupancy,  
Clean Out:  
398BC  
[\(See Details\)](#)



Round End Table  
395-2222RET  
[\(See Details\)](#)



Item	Model No.	Chair Width	Chair Depth	Chair Height	Seat Width	Seat Depth	Seat Height	Arm Height	Ship Wt	Cubic Ft
ARCH ARM GUEST	395	23¾	24	31¾	20¾	18¾	17¼	24	25	16.9



**Description**

- Available with Contrasting Upholstery ([See Details](#))
- Wall Saver Design
- Supports Users Up To 275lbs

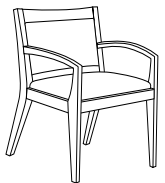
Must Specify (in this order):

- Model #
- Finish
- Primary Upholstery
- Accent Upholstery
- Glide

List Price/Grade	Yards	COM/1	2	3	4	5	6	7	8	9	10	L1	L2
Single Upholstery	1.50	\$ 1208	1283	1348	1409	1504	1600	1736	1877	2044	2234	1687	1891
Contrasting Upholstery													
Primary	1.00	\$ 1219	1269	1312	1353	1416	1480	1571	1665	1776	1903	1538	1674
Accent	0.75	\$ 0	38	70	101	148	196	264	335	418	513	239	341

ARCH ARM, CLEAN OUT BACK GUEST

395C	23¾	24	31¾	20¾	18¾	17¼	24	25	16.9
------	-----	----	-----	-----	-----	-----	----	----	------



**Description**

- Available with Contrasting Upholstery ([See Details](#))
- Wall Saver Design
- Supports Users Up To 275lbs


Must Specify (in this order):

- Model #
- Finish
- Primary Upholstery
- Accent Upholstery
- Glide

List Price/Grade	Yards	COM/1	2	3	4	5	6	7	8	9	10	L1	L2
Single Upholstery	1.50	\$ 1208	1283	1348	1409	1504	1600	1736	1877	2044	2234	1687	1891
Contrasting Upholstery													
Primary	1.00	\$ 1219	1269	1312	1353	1416	1480	1571	1665	1776	1903	1538	1674
Accent	0.75	\$ 0	38	70	101	148	196	264	335	418	513	239	341

HIGH OCCUPANCY, ARCH ARM GUEST

395B	33¾	24	31¾	30¾	18¾	17¼	24	28	25.7
------	-----	----	-----	-----	-----	-----	----	----	------



**Description**

- Available with Contrasting Upholstery ([See Details](#))
- Wall Saver Design
- Supports Users Up To 400lbs


Must Specify (in this order):

- Model #
- Finish
- Primary Upholstery
- Accent Upholstery
- Glide

List Price/Grade	Yards	COM/1	2	3	4	5	6	7	8	9	10	L1	L2
Single Upholstery	2.00	\$ 1515	1615	1701	1783	1909	2037	2219	2407	2629	2883	2153	2425
Contrasting Upholstery													
Primary	1.25	\$ 1537	1600	1653	1705	1783	1863	1977	2095	2233	2392	1936	2106
Accent	1.25	\$ 0	63	116	168	246	326	440	558	696	855	399	569

HIGH OCCUPANCY, ARCH ARM, CLEAN OUT BACK GUEST

395BC	33¾	24	31¾	30¾	18¾	17¼	24	28	25.69
-------	-----	----	-----	-----	-----	-----	----	----	-------



**Description**

- Available with Contrasting Upholstery ([See Details](#))
- Wall Saver Design
- Supports Users Up To 400lbs

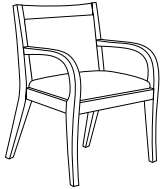
Must Specify (in this order):

- Model #
- Finish
- Primary Upholstery
- Accent Upholstery
- Glide

List Price/Grade	Yards	COM/1	2	3	4	5	6	7	8	9	10	L1	L2
Single Upholstery	2.00	\$ 1515	1615	1701	1783	1909	2037	2219	2407	2629	2883	2153	2425
Contrasting Upholstery													
Primary	1.25	\$ 1537	1600	1653	1705	1783	1863	1977	2095	2233	2392	1936	2106
Accent	1.25	\$ 0	63	116	168	246	326	440	558	696	855	399	569

For ordering options, [see overview at the beginning of this section.](#)

Item	Model No.	Chair Width	Chair Depth	Chair Height	Seat Width	Seat Depth	Seat Height	Arm Height	Ship Wt	Cubic Ft
CURVED ARM GUEST	396	23¾	24	31¾	20¾	18¾	17¼	25½	25	16.9



**WS**

Must Specify (in this order):

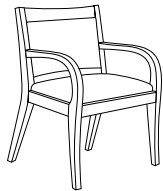
- Model #
- Finish
- Primary Upholstery
- Accent Upholstery
- Glide

**Description**

- Available with Contrasting Upholstery ([See Details](#))
- Wall Saver Design
- Supports Users Up To 275lbs

List Price/Grade	Yards	COM/1	2	3	4	5	6	7	8	9	10	L1	L2
Single Upholstery	1.50	\$ 1208	1283	1348	1409	1504	1600	1736	1877	2044	2234	1687	1891
Contrasting Upholstery													
Primary	1.00	\$ 1219	1269	1312	1353	1416	1480	1571	1665	1776	1903	1538	1674
Accent	0.75	\$ 0	38	70	101	148	196	264	335	418	513	239	341

CURVED ARM, CLEAN OUT BACK GUEST	396C	23¾	24	31¾	20¾	18¾	17¼	25½	25	16.9
----------------------------------	------	-----	----	-----	-----	-----	-----	-----	----	------



**WS**

Must Specify (in this order):

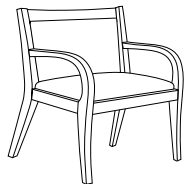
- Model #
- Finish
- Primary Upholstery
- Accent Upholstery
- Glide

**Description**

- Available with Contrasting Upholstery ([See Details](#))
- Wall Saver Design
- Supports Users Up To 275lbs

List Price/Grade	Yards	COM/1	2	3	4	5	6	7	8	9	10	L1	L2
Single Upholstery	1.50	\$ 1208	1283	1348	1409	1504	1600	1736	1877	2044	2234	1687	1891
Contrasting Upholstery													
Primary	1.00	\$ 1219	1269	1312	1353	1416	1480	1571	1665	1776	1903	1538	1674
Accent	0.75	\$ 0	38	70	101	148	196	264	335	418	513	239	341

HIGH OCCUPANCY, CURVED ARM GUEST	396B	33¾	24	31¾	30¾	18¾	17¼	25½	28	25.7
----------------------------------	------	-----	----	-----	-----	-----	-----	-----	----	------



**WS**

Must Specify (in this order):

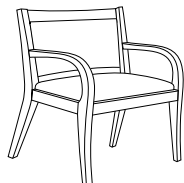
- Model #
- Finish
- Primary Upholstery
- Accent Upholstery
- Glide

**Description**

- Available with Contrasting Upholstery ([See Details](#))
- Wall Saver Design
- Supports Users Up To 400lbs

List Price/Grade	Yards	COM/1	2	3	4	5	6	7	8	9	10	L1	L2
Single Upholstery	2.00	\$ 1515	1615	1701	1783	1909	2037	2219	2407	2629	2883	2153	2425
Contrasting Upholstery													
Primary	1.25	\$ 1537	1600	1653	1705	1783	1863	1977	2095	2233	2392	1936	2106
Accent	1.25	\$ 0	63	116	168	246	326	440	558	696	855	399	569

HIGH OCCUPANCY, CURVED ARM, CLEAN OUT BACK GUEST	396BC	33¾	24	31¾	30¾	18¾	17¼	25½	28	25.7
--	-------	-----	----	-----	-----	-----	-----	-----	----	------



**WS**

Must Specify (in this order):

- Model #
- Finish
- Primary Upholstery
- Accent Upholstery
- Glide

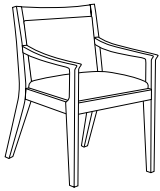
**Description**

- Available with Contrasting Upholstery ([See Details](#))
- Wall Saver Design
- Supports Users Up To 400lbs

List Price/Grade	Yards	COM/1	2	3	4	5	6	7	8	9	10	L1	L2
Single Upholstery	2.00	\$ 1515	1615	1701	1783	1909	2037	2219	2407	2629	2883	2153	2425
Contrasting Upholstery													
Primary	1.25	\$ 1537	1600	1653	1705	1783	1863	1977	2095	2233	2392	1936	2106
Accent	1.25	\$ 0	63	116	168	246	326	440	558	696	855	399	569

For ordering options, [see overview at the beginning of this section.](#)

Item	Model No.	Chair Width	Chair Depth	Chair Height	Seat Width	Seat Depth	Seat Height	Arm Height	Ship Wt	Cubic Ft
<b>SWOOP ARM GUEST</b>	398	23¾	24	31¾	20¾	18¾	17¼	23	25	16.9



**WS**

Must Specify (in this order):  
Model #  
Finish  
Primary Upholstery  
Accent Upholstery  
Glide


**Description**

- Available with Contrasting Upholsteries
- Wall Saver Design
- Supports Users Up To 275lbs

List Price/Grade	Yards	COM/1	2	3	4	5	6	7	8	9	10	L1	L2
Single Upholstery	1.50	\$ 1208	1283	1348	1409	1504	1600	1736	1877	2044	2234	1687	1891
Contrasting Upholstery													
Primary	1.00	\$ 1219	1269	1312	1353	1416	1480	1571	1665	1776	1903	1538	1674
Accent	0.75	\$ 0	38	70	101	148	196	264	335	418	513	239	341

**SWOOP ARM, CLEAN OUT BACK GUEST**

398C	23¾	24	31¾	20¾	18¾	17¼	23	25	16.9
------	-----	----	-----	-----	-----	-----	----	----	------



**WS**

Must Specify (in this order):  
Model #  
Finish  
Primary Upholstery  
Accent Upholstery  
Glide

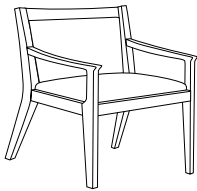
**Description**

- Available with Contrasting Upholstery ([See Details](#))
- Wall Saver Design
- Supports Users Up To 275lbs

List Price/Grade	Yards	COM/1	2	3	4	5	6	7	8	9	10	L1	L2
Single Upholstery	1.50	\$ 1208	1283	1348	1409	1504	1600	1736	1877	2044	2234	1687	1891
Contrasting Upholstery													
Primary	1.00	\$ 1219	1269	1312	1353	1416	1480	1571	1665	1776	1903	1538	1674
Accent	0.75	\$ 0	38	70	101	148	196	264	335	418	513	239	341

**HIGH OCCUPANCY, SWOOP ARM GUEST**

398B	33¾	24	31¾	30¾	18¾	17¼	28	28	25.7
------	-----	----	-----	-----	-----	-----	----	----	------



**WS**

Must Specify (in this order):  
Model #  
Finish  
Primary Upholstery  
Accent Upholstery  
Glide


**Description**

- Available with Contrasting Upholstery ([See Details](#))
- Wall Saver Design
- Supports Users Up To 400lbs

List Price/Grade	Yards	COM/1	2	3	4	5	6	7	8	9	10	L1	L2
Single Upholstery	2.00	\$ 1515	1615	1701	1783	1909	2037	2219	2407	2629	2883	2153	2425
Contrasting Upholstery													
Primary	1.25	\$ 1537	1600	1653	1705	1783	1863	1977	2095	2233	2392	1936	2106
Accent	1.25	\$ 0	63	116	168	246	326	440	558	696	855	399	569

**HIGH OCCUPANCY, SWOOP ARM, CLEAN OUT BACK GUEST**

398BC	33¾	24	31¾	30¾	18¾	17¼	28	28	25.7
-------	-----	----	-----	-----	-----	-----	----	----	------



**WS**

Must Specify (in this order):  
Model #  
Finish  
Primary Upholstery  
Accent Upholstery  
Glide

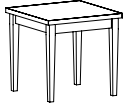
**Description**

- Available with Contrasting Upholstery ([See Details](#))
- Wall Saver Design
- Supports Users Up To 400lbs

List Price/Grade	Yards	COM/1	2	3	4	5	6	7	8	9	10	L1	L2
Single Upholstery	2.00	\$ 1515	1615	1701	1783	1909	2037	2219	2407	2629	2883	2153	2425
Contrasting Upholstery													
Primary	1.25	\$ 1537	1600	1653	1705	1783	1863	1977	2095	2233	2392	1936	2106
Accent	1.25	\$ 0	63	116	168	246	326	440	558	696	855	399	569

For ordering options, [see overview at the beginning of this section.](#)

Item	Model No.	Width	Depth	Height	Ship Wt	Cubic Ft	List Price
LAMP TABLE	395-2222LT	22	22	16	18	11.6	T\$ 1178 W/P\$ 1296



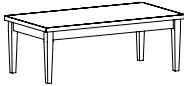
**Description**

- Standard with: Top Features Square Edge Profile, Wood Legs, and Adjustable Glides
- Choose Veneer (W), TFL (T), or HPL (P) Top
- Ships Fully Assembled

Must Specify (in this order):

Model #  
Surface Material  
Finish/Color

MAGAZINE TABLE	395-4222MT	42	22	16	33	14.4	T\$ 1377 W/P\$ 1500
----------------	------------	----	----	----	----	------	------------------------



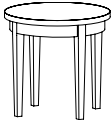
**Description**

- Standard with: Top Features Square Edge Profile, Wood Legs, and Adjustable Glides
- Choose Veneer (W), TFL (T), or HPL (P) Top
- Ships Fully Assembled

Must Specify (in this order):

Model #  
Surface Material  
Finish/Color

ROUND END TABLE	395-2222RET	22	22	22	18	11.6	T\$ 1234 W/P\$ 1380
-----------------	-------------	----	----	----	----	------	------------------------



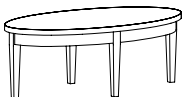
**Description**

- Standard with: Top Features Square Edge Profile, Wood Legs, and Adjustable Glides
- Choose Veneer (W), TFL (T), or HPL (P) Top
- Ships Fully Assembled

Must Specify (in this order):

Model #  
Surface Material  
Finish/Color

ELLIPTICAL TABLE	395-4222EMT	42	42	16	33	14.4	T\$ 1323 W/P\$ 1498
------------------	-------------	----	----	----	----	------	------------------------



**Description**

- Standard with: Top Features Square Edge Profile, Wood Legs, and Adjustable Glides
- Choose Veneer (W), TFL (T), or HPL (P) Top
- Ships Fully Assembled

Must Specify (in this order):

Model #  
Surface Material  
Finish/Color

For ordering options, [see overview at the beginning of this section.](#)

Gleem+ is a collection inspired by the staying power and classic design of the Gleem series. With high traffic areas, healthcare and education in mind, the freestanding, tandem seating and table solutions are available with or without a clean out back, optional arm cap, and single or contrasting upholstery. Gleem+ models support users 400-600lbs and feature models specifically for patient care with increased seat heights and support. The entire collection features a wall saver design, preventing the chair backs from marring walls.

### CONSTRUCTION

- Exposed chair components are manufactured using European Beech and are free of discoloration, pits, shakes, and wormholes
- All chair joints are mortise and tenon construction with screws and glue for maximum strength and durability
- High Grade Polyurethane Foam, 1½" thick in the seat and 1" thick in the back; high quality resilient sheet webbing ensures a comfortable seating application
- Optional black polyurethane arm cap, increases arm height ½"
- Veneer and HPL tops have a 3-ply balanced construction, 1½" thick, and TFL tops have a 3-ply balanced construction are 1" thick
- Veneer table tops feature UVAdvantage, an ultra-violet finish, on all exposed surfaces by utilizing roll-coat UV technology
- Apron rails and legs feature a catalyzed varnish finish which offers durability, lasting beauty, and resistance to normal wear
- Apron rails are 3-ply Maple Veneer construction and steam bent to create a clean aesthetic
- Table legs are solid maple
- 397HP and 399HH ship with non-marring nylon glides. All other units ship with non-marring adjustable glides.

### HOW TO ORDER EXAMPLE

#### SEATING

Model No.	Description	Example
395HC	Finish	HNW
	Primary Upholstery	Momentum Beeline EPU Autumn
	Accent Upholstery	Momentum Beeline EPU Canvas
	Arm Cap	BLPU

#### TABLES

Model No.	Description	Example
395GT	Surface Material	T
	Finish/Color	BL

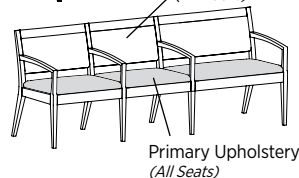
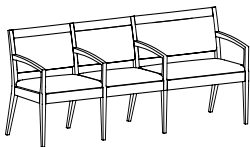
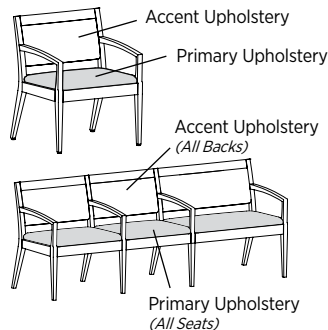
### UPHOLSTERY OPTIONS

Available in single or contrasting upholsteries in a wide variety of graded-in or contract options, including fabric, vinyl, and leather.

#### Single Upholstery



#### Contrasting Upholstery



### WALL SAVER DESIGN

All of the Gleem+ chairs feature a wall saver design. With Gleem+'s contoured frame, any unit can be placed against a wall without concern of scratching or scuffing.



### SEATING FINISH OPTIONS

Indiana Furniture uses a multi-step, hand finishing process on all exposed wood frames. Chairs feature a catalyzed varnish finish which offers durability, lasting beauty, and resistance to normal wear.

AW	Artisan Walnut	MAS	Mesa Sunset*
AS	Asian Night	MTS	Metropolis Sky
BW	Beigewood*	MNR	Midnight Run
BL	Black	NTM	Natural Marrone*
CO	Columbian Walnut	ORW	Oak Riftwood*
DC	Dark Cherry	PNW	Pinnacle Walnut
DFW	Dark Forest Walnut*	PTK	Portico Teak*
WH	Designer White	RC	River Cherry*
EF	Espresso	SCH	Select Cherry
FO	Fawn Oak*	SPW	Sepia Walnut*
FLW	Florence Walnut*	SKC	Shaker Cherry
GC	Golden Cherry	SBP	Smoky Brown Pear*
HW	Harvest Walnut	TK	Studio Teak
HNW	Henna Walnut	SM	Sugar Maple
KHE	Kirsche	WTA	Weathered Ash*
LW	Legacy Walnut	WNB	White Nebbia
MW	Mahogany Walnut	WC	Williamsburg Cherry

\* Finish is Low Sheen

### VENEER (W) FINISH OPTIONS

Veneer table tops feature UVAdvantage, an ultra-violet finish, on all exposed surfaces by utilizing roll-coat UV technology. Apron rails and legs feature a catalyzed varnish finish which offers durability, lasting beauty, and resistance to normal wear.

Must specify Top Material and Finish Color.

AW	Artisan Walnut	MW	Mahogany Walnut
AS	Asian Night	MAS	Mesa Sunset*
CO	Columbian Walnut	MTS	Metropolis Sky
DC	Dark Cherry	PNW	Pinnacle Walnut
DFW	Dark Forest Walnut	ORW	Oak Riftwood*
EW	Espresso	SCH	Select Cherry
FO	Fawn Oak*	SKC	Shaker Cherry
GC	Golden Cherry	SM	Sugar Maple
HW	Harvest Walnut	WTA	Weathered Ash*
HNW	Henna Walnut	WC	Williamsburg Cherry
LW	Legacy Walnut		

\* Finish is Low Sheen

See next page for HPL and TFL color options.

**TFL (T) OR HPL (P) COLOR OPTIONS**

Tables available with TFL (T) or HPL (P) Top. Must specify Top Material and Color. Table legs use a multi-step, hand finished process with a catalyzed finish.

**WOODGRAIN**

AS	Asian Night	PTK	Portico Teak
BW	Beigewood	RC	River Cherry
CO	Columbian Walnut	SCH	Select Cherry^
EF	Espresso	SPW	Sepia Walnut
FLW	Florence Walnut	SKC	Shaker Cherry
GC	Golden Cherry^	SBP	Smoky Brown Pear
KHE	Kirsche	TK	Studio Teak
MW	Mahogany Walnut^	SM	Sugar Maple
MNR	Midnight Run	WTA	Weathered Ash
NTM	Natural Marrone	WNB	White Nebbia
ORW	Oak Riftwood	WC	Williamsburg Cherry
PNW	Pinnacle Walnut		

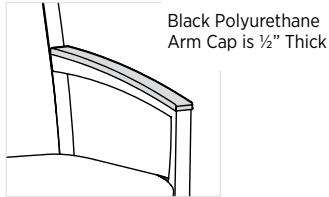

^ HPL Only

**SOLID (For Ganging Tables Only)**


BL	Black	WH	Designer White
----	-------	----	----------------

**ARM CAP OPTIONS**

STD	No Arm Cap	STD	
BLKCAP	Four (4) Black Polyurethane Arm Caps	\$	320
	Three (3) Black Polyurethane Arm Caps	\$	240
	Two (2) Black Polyurethane Arm Caps	\$	160



**TABLE EDGE PROFILE**




Vertical Square  
H

**CERTIFICATIONS & COMPLIANCE**


- CAL 117-2013 Compliance
- Intertek Sustainability Certified
- BIFMA level® Certified
- BIFMA Complaint® Certified
- TSCA Title VI (CARB) Compliance
- US Green Building's LEED® Contribution




Single Seat Chair  
395H  
*(Shown with Arm Caps)*  
[\(See Details\)](#)



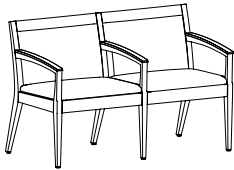
Bariatric Chair  
395HB  
[\(See Details\)](#)



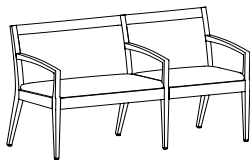
Single Seat Chair  
with Clean Out  
395HC  
[\(See Details\)](#)



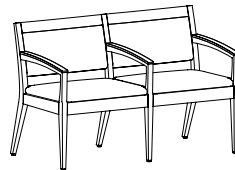
Bariatric Chair  
with Clean Out  
395HBC  
*(Shown with Arm Caps)*  
[\(See Details\)](#)



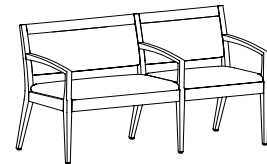
Single/Single Tandem  
395H2  
*(Shown with Arm Caps)*  
[\(See Details\)](#)



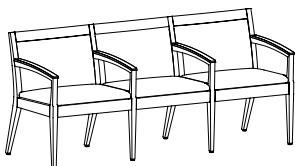
Single/Bariatric Tandem  
395H2L  
Single Seat on Left  
395H2R  
Single Seat on Right  
*(Shown)*  
[\(See Details\)](#)



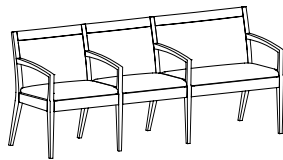
Single/Single Tandem  
with Clean Out 395H2C  
*(Shown with Arm Caps)*  
[\(See Details\)](#)



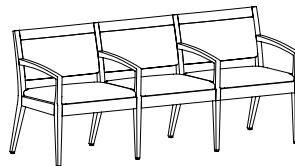
Single/Bariatric Tandem  
with Clean Out  
395H2CL  
Single Seat on Left  
395H2CR  
Single Seat on Right *(Shown)*  
[\(See Details\)](#)



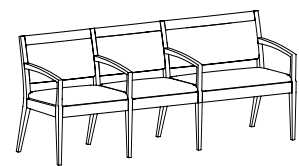
Single/Single/Single Tandem  
395H3  
*(Shown with Arm Caps)*  
[\(See Details\)](#)




Single/Single/Bariatric Tandem  
395H3L  
Single Seats on Left *(Shown)*  
395H3R  
Single Seats on Right  
[\(See Details\)](#)




Single/Single/Single  
Tandem with Clean Out  
395H3C  
[\(See Details\)](#)



Single/Single/Bariatric  
Tandem with Clean Out  
395H3CL  
Single Seats on Left *(Shown)*  
395H3CR  
Single Seats on Right  
[\(See Details\)](#)



Patient Chair with  
Clean Out  
397HP  
[\(See Details\)](#)



Hip/Easy Access  
Chair with Clean Out  
399HH  
*(Shown with Arm Caps)*  
[\(See Details\)](#)



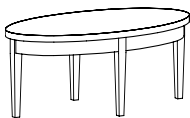
Ganging Bracket  
395-000GB  
[\(See Details\)](#)



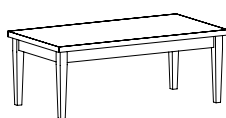
Ganging Inline Table  
395GT  
[\(See Details\)](#)



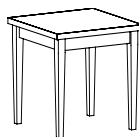
Ganging Corner  
Table  
395CGT  
[\(See Details\)](#)



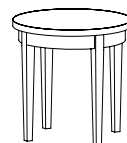
Elliptical Table  
395-4222EMT  
[\(See Details\)](#)



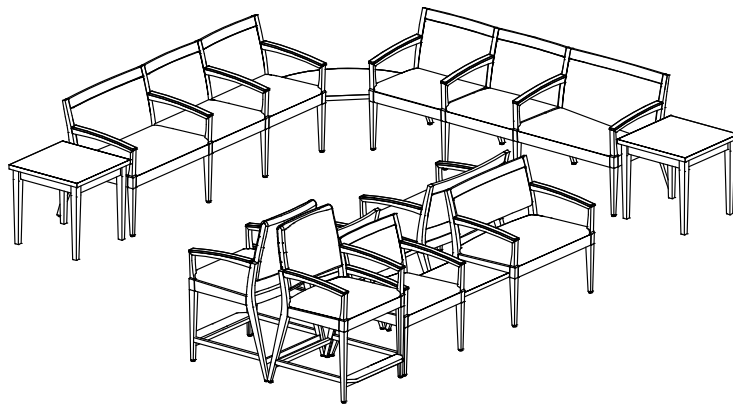
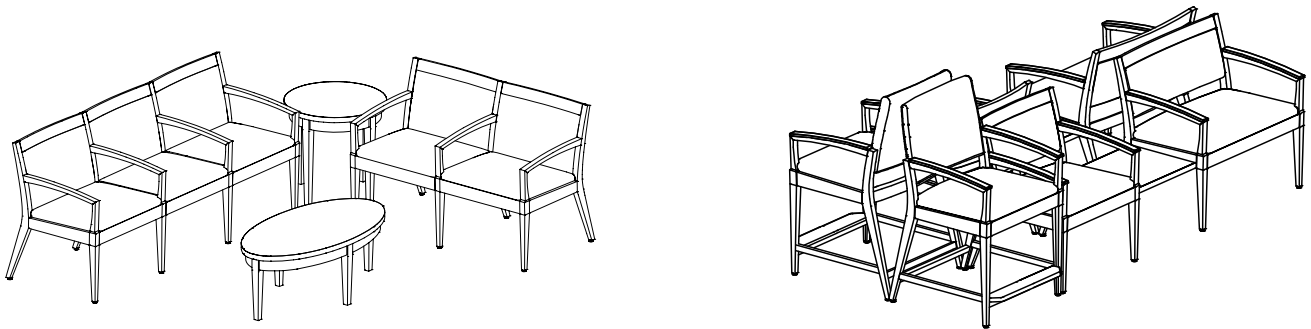
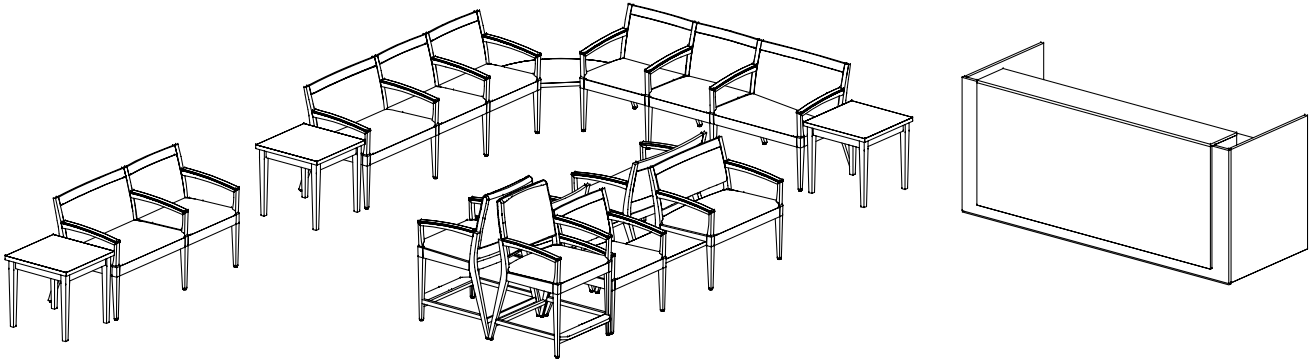
Magazine Table  
395-4222MT  
[\(See Details\)](#)




Lamp Table  
395-2222LT  
[\(See Details\)](#)

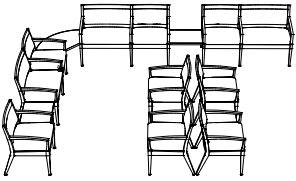


Round End Table  
395-2222RET  
[\(See Details\)](#)





Item	Model No.	Width	Depth	Height	Ship Wt	Cubic Ft	List Price
L GROUP	395-1						T\$ 8389 W/P\$ 8710
		<b>CONSISTS OF:</b>					
	<b>QTY</b>						
	395H3	1	Single/Single/Single Tandem, Gr 1				\$ 3477
	395-2222RET	1	Round End Table, TFL				T\$ 1234 W/P\$ 1380
	395H2	1	Single/Single Tandem, Gr 1				\$ 2355
	395-4222EMT	1	Elliptical Table				T\$ 1323 W/P\$ 1498
Grade 1 Pricing							

WAITING AREA	395-2						T\$ 16943 W/P\$ 17593
		<b>CONSISTS OF:</b>					
	<b>QTY</b>						
	395HC	5	Single Seat Chair, Gr 1				\$ 6965
	395GT	4	Ganging Inline Table				T\$ 1760 W/P\$ 2244
	395CGT	1	Ganging Corner Table				T\$ 535 W/P\$ 701
	395H2CL	1	Single/Bariatric Tandem, Gr 1, Left				\$ 2561
	395H2CR	2	Single/Bariatric Tandem, Gr 1, Right				\$ 5122
Products are available as left or right and with other features, where applicable Grade 1 Pricing							

WAITING AREA WITH HIP/EASY ACCESS CHAIRS	395-3						T\$ 20461 W/P\$ 21105
		<b>CONSISTS OF:</b>					
	<b>QTY</b>						
	395H3R	1	Single/Single/Bariatric Tandem, Right, Gr 1				\$ 3733
	395CGT	1	Ganging Corner Table				T\$ 535 W/P\$ 701
	395H3L	1	Single/Single/Bariatric Tandem, Left, Gr 1				\$ 3733
	395-2222LT	2	Lamp Table				T\$ 2356 W/P\$ 2592
	399HH	2	Hip/Easy Access Chair with Clean Out, Gr 1				\$ 3104
	395HC	2	Single Seat Chair with Clean Out, Gr 1				\$ 2756
	395GT	2	Ganging Inline Table				T\$ 880 W/P\$ 1122
	395HBC	2	Bariatric Chair with Clean Out, Gr 1				\$ 3364
Products are available as left or right and with other features, where applicable Grade 1 Pricing							

T = TFL P = HPL W = Veneer

For ordering options, see overview at the beginning of this section.

Item	Model No.	Chair Width	Chair Depth	Chair Height	Seat Width	Seat Depth	Seat Height	Arm Height	Ship Wt	Cubic Ft
SINGLE SEAT CHAIR	395H	24¾	25¼	32	22	18	18½	23½-25⅝	28	16.9



**WS**

Shown with Arm Caps

Must Specify (in this order):

- Model #
- Finish
- Primary Upholstery
- Accent Upholstery
- Arm Cap

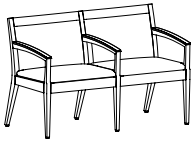
**Description**

- Standard with: Adjustable Glides
- Available with Contrasting Upholstery ([See Details](#))
- Wall Saver Design
- Supports User up to 400lbs
- Ships Fully Assembled
- Attach Two or More Units with Ganging Brackets, Ganging Tables Also Available ([See Tables and Bracket](#))
- Optional Arm Caps; Arm Height will Increase ½" ([See Details](#))

List Price/Grade	Yards	COM/1	2	3	4	5	6	7	8	9	10	L1	L2
Single Upholstery	1.75	\$ 1393	1481	1556	1628	1738	1850	2009	2174	2368	2590	1951	2189
Contrasting Upholstery													
Primary	1.00	\$ 1404	1454	1497	1538	1601	1665	1756	1850	1961	2088	1723	1859
Accent	1.00	\$ 0	50	93	134	197	261	352	446	557	684	319	455

**SINGLE/SINGLE TANDEM**

395H2	48¾	25¼	32	22	18	18½	23½-25⅝	56	28.9
-------	-----	-----	----	----	----	-----	---------	----	------



**WS**

Shown with Arm Caps

Must Specify (in this order):

- Model #
- Finish
- Primary Upholstery
- Accent Upholstery
- Arm Cap

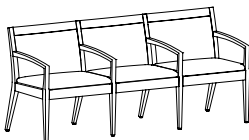
**Description**

- Standard with: Two (2) Single Seats and Adjustable Glides
- Available with Contrasting Upholstery ([See Details](#))
- Wall Saver Design
- Each Seat Supports User up to 400lbs
- Ships Fully Assembled
- Attach Two or More Units with Ganging Brackets, Ganging Tables Also Available ([See Tables and Bracket](#))
- Optional Arm Caps; Arm Height will Increase ½" ([See Details](#))

List Price/Grade	Yards	COM/1	2	3	4	5	6	7	8	9	10	L1	L2
Single Upholstery	2.75	2355	2493	2611	2724	2897	3073	3323	3582	3887	4236	3232	3606
Contrasting Upholstery													
Primary	1.75	2388	2476	2551	2623	2733	2845	3004	3169	3363	3585	2946	3184
Accent	1.75	0	88	163	235	345	457	616	781	975	1197	558	796

**SINGLE/SINGLE/SINGLE TANDEM**

395H3	71½	25¼	32	22	18	18½	23½-25⅝	84	46.3
-------	-----	-----	----	----	----	-----	---------	----	------



**WS**

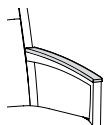
Must Specify (in this order):

- Model #
- Finish
- Primary Upholstery
- Accent Upholstery
- Arm Cap

**Description**

- Standard with: Three (3) Single Seats and Adjustable Glides
- Available with Contrasting Upholstery ([See Details](#))
- Wall Saver Design
- Each Seat Supports User up to 400lbs
- Ships Fully Assembled
- Attach Two or More Units with Ganging Brackets, Ganging Tables Also Available ([See Tables and Bracket](#))
- Optional Arm Caps; Arm Height will Increase ½" ([See Details](#))


List Price/Grade	Yards	COM/1	2	3	4	5	6	7	8	9	10	L1	L2
Single Upholstery	4.00	3477	3677	3849	4013	4265	4521	4885	5261	5705	6213	4753	5297
Contrasting Upholstery													
Primary	2.50	3510	3635	3743	3845	4003	4163	4390	4625	4903	5220	4308	4648
Accent	2.25	0	113	209	302	443	587	792	1004	1253	1539	718	1024



BLPU Optional Black Polyurethane Arm Cap

For ordering options, see overview at the beginning of this section.

Item	Model No.	Chair Width	Chair Depth	Chair Height	Seat Width	Seat Depth	Seat Height	Arm Height	Ship Wt	Cubic Ft
BARIATRIC CHAIR	395HB	32¾	25¼	32	30	18	18½	23½-25½	34	25.7



**WS**

Must Specify (in this order):

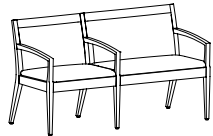
- Model #
- Finish
- Primary Upholstery
- Accent Upholstery
- Arm Cap

**Description**

- Standard with: Adjustable Glides
- Available with Contrasting Upholstery ([See Details](#))
- Wall Saver Design
- Supports User up to 600lbs
- Ships Fully Assembled
- Attach Two or More Units with Ganging Brackets, Ganging Tables Also Available ([See Tables and Bracket](#))
- Optional Arm Caps; Arm Height will Increase ½" ([See Details](#))

List Price/Grade	Yards	COM/1	2	3	4	5	6	7	8	9	10	L1	L2
Single Upholstery	2.25	\$ 1704	1817	1913	2006	2147	2291	2496	2708	2957	3243	2422	2728
Contrasting Upholstery													
Primary	1.25	\$ 1715	1778	1831	1883	1961	2041	2155	2273	2411	2570	2114	2284
Accent	1.25	\$ 0	63	116	168	246	326	440	558	696	855	399	569

**SINGLE/BARIATRIC TANDEM**



Shown as Left

**WS**

Must Specify (in this order):

- Model #
- Finish
- Primary Upholstery
- Accent Upholstery
- Arm Cap

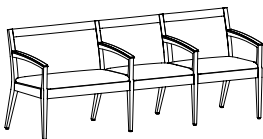
Left	Right	Chair Width	Chair Depth	Chair Height	Seat Width	Seat Depth	Seat Height	Arm Height	Ship Wt	Cubic Ft
395H2L	395H2R	56¼	25¼	32	22/30	18	18½	23½-25½	62	28.9

**Description**

- Standard with: One (1) Single Seat, One (1) Bariatric Seat and Adjustable Glides
- Single Seat Location Determines Left or Right While Facing the Unit
- Available with Contrasting Upholstery ([See Details](#))
- Wall Saver Design
- Single Seat Supports User up to 400lbs, Bariatric Seat Supports User up to 600lbs
- Ships Fully Assembled
- Attach Two or More Units with Ganging Brackets, Ganging Tables Also Available ([See Tables and Bracket](#))
- Optional Arm Caps; Arm Height will Increase ½" ([See Details](#))

List Price/Grade	Yards	COM/1	2	3	4	5	6	7	8	9	10	L1	L2
Single Upholstery	3.75	2633	2821	2982	3136	3372	3612	3953	4306	4722	5198	3829	4339
Contrasting Upholstery													
Primary	2.25	2644	2757	2853	2946	3087	3231	3436	3648	3897	4183	3362	3668
Accent	1.75	0	88	163	235	345	457	616	781	975	1197	558	796

**SINGLE/SINGLE/BARIATRIC TANDEM**



Shown as Right with Arm Caps

**WS**

Must Specify (in this order):

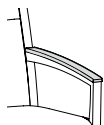
- Model #
- Finish
- Primary Upholstery
- Accent Upholstery
- Arm Cap

Left	Right	Chair Width	Chair Depth	Chair Height	Seat Width	Seat Depth	Seat Height	Arm Height	Ship Wt	Cubic Ft
395H3L	395H3R	79½	25¼	32	22/22/30	18	18½	23½-25½	90	46.3

**Description**

- Standard with: Two (2) Single Seats, One (1) Bariatric Seat and Adjustable Glides
- Single Seat Location Determines Left or Right While Facing the Unit
- Available with Contrasting Upholstery ([See Details](#))
- Wall Saver Design
- Single Seat Supports User up to 400lbs, Bariatric Seat Supports User up to 600lbs
- Ships Fully Assembled
- Attach Two or More Units with Ganging Brackets, Ganging Tables Also Available ([See Tables and Bracket](#))
- Optional Arm Caps; Arm Height will Increase ½" ([See Details](#))

List Price/Grade	Yards	COM/1	2	3	4	5	6	7	8	9	10	L1	L2
Single Upholstery	4.50	3733	3958	4152	4336	4620	4908	5317	5740	6240	6811	5169	5781
Contrasting Upholstery													
Primary	2.25	3755	3880	3988	4090	4248	4408	4635	4870	5148	5465	4553	4893
Accent	1.75	0	125	233	335	493	653	880	1115	1393	1710	798	1138



BLPU Optional Black Polyurethane Arm Cap

For ordering options, see overview at the beginning of this section.

Item	Model No.	Chair Width	Chair Depth	Chair Height	Seat Width	Seat Depth	Seat Height	Arm Height	Ship Wt	Cubic Ft
SINGLE SEAT CHAIR WITH CLEAN OUT	395HC	24¾	25¼	32	22	18	18½	23½-25⅝	28	16.9



**WS**

Shown with Arm Caps

Must Specify (in this order):

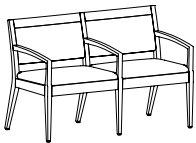
- Model #
- Finish
- Primary Upholstery
- Accent Upholstery
- Arm Cap

**Description**

- Standard with: Adjustable Glides
- Available with Contrasting Upholstery ([See Details](#))
- Wall Saver Design
- Supports User up to 400lbs
- Ships Fully Assembled
- Attach Two or More Units with Ganging Brackets, Ganging Tables Also Available ([See Tables and Bracket](#))
- Optional Arm Caps; Arm Height will Increase ½" ([See Details](#))

List Price/Grade	Yards	COM/1	2	3	4	5	6	7	8	9	10	L1	L2
Single Upholstery	1.75	\$ 1378	1466	1541	1613	1723	1835	1994	2159	2353	2575	1936	2174
Contrasting Upholstery													
Primary	1.00	\$ 1389	1439	1482	1523	1586	1650	1741	1835	1946	2073	1708	1844
Accent	1.00	\$ 0	50	93	134	197	261	352	446	557	684	319	455

SINGLE/SINGLE TANDEM WITH CLEAN OUT	395H2C	48¾	25¼	32	22	18	18½	23½-25⅝	56	28.9
-------------------------------------	--------	-----	-----	----	----	----	-----	---------	----	------



**WS**

Must Specify (in this order):

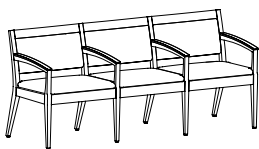
- Model #
- Finish
- Primary Upholstery
- Accent Upholstery
- Arm Cap

**Description**

- Standard with: Two (2) Single Seats and Adjustable Glides
- Available with Contrasting Upholstery ([See Details](#))
- Wall Saver Design
- Each Seat Supports User up to 400lbs
- Ships Fully Assembled
- Attach Two or More Units with Ganging Brackets, Ganging Tables Also Available ([See Tables and Bracket](#))
- Optional Arm Caps; Arm Height will Increase ½" ([See Details](#))

List Price/Grade	Yards	COM/1	2	3	4	5	6	7	8	9	10	L1	L2
Single Upholstery	2.50	2314	2439	2547	2649	2807	2967	3194	3429	3707	4024	3112	3452
Contrasting Upholstery													
Primary	1.75	2358	2446	2521	2593	2703	2815	2974	3139	3333	3555	2916	3154
Accent	1.75	0	88	163	235	345	457	616	781	975	1197	558	796

SINGLE/SINGLE/SINGLE TANDEM WITH CLEAN OUT	395H3C	71½	25¼	32	22	18	18½	23½-25⅝	84	46.3
--	--------	-----	-----	----	----	----	-----	---------	----	------



**WS**

Shown with Arm Caps

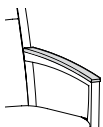
Must Specify (in this order):

- Model #
- Finish
- Primary Upholstery
- Accent Upholstery
- Arm Cap

**Description**

- Standard with: Three (3) Single Seats and Adjustable Glides
- Available with Contrasting Upholstery ([See Details](#))
- Wall Saver Design
- Each Seat Supports User up to 400lbs
- Ships Fully Assembled
- Attach Two or More Units with Ganging Brackets, Ganging Tables Also Available ([See Tables and Bracket](#))
- Optional Arm Caps; Arm Height will Increase ½" ([See Details](#))

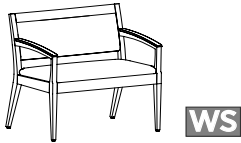
List Price/Grade	Yards	COM/1	2	3	4	5	6	7	8	9	10	L1	L2
Single Upholstery	3.75	3424	3612	3773	3927	4163	4403	4744	5097	5513	5989	4620	5130
Contrasting Upholstery													
Primary	2.50	3446	3571	3679	3781	3939	4099	4326	4561	4839	5156	4244	4584
Accent	1.75	0	88	163	235	345	457	616	781	975	1197	558	796



BLPU Optional Black Polyurethane Arm Cap

For ordering options, see overview at the beginning of this section.

Item	Model No.	Chair Width	Chair Depth	Chair Height	Seat Width	Seat Depth	Seat Height	Arm Height	Ship Wt	Cubic Ft
<b>BARIATRIC CHAIR WITH CLEAN OUT</b>	395HBC	32¾	25¼	32	30	18	18½	23½-25½	34	25.7



Shown with Arm Caps

Must Specify (in this order):

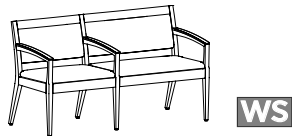
- Model #
- Finish
- Primary Upholstery
- Accent Upholstery
- Arm Cap

**Description**

- Standard with: Adjustable Glides
- Available with Contrasting Upholstery ([See Details](#))
- Wall Saver Design
- Supports User up to 600lbs
- Ships Fully Assembled
- Attach Two or More Units with Ganging Brackets, Ganging Tables Also Available ([See Tables and Bracket](#))
- Optional Arm Caps; Arm Height will Increase ½" ([See Details](#))

List Price/Grade	Yards	COM/1	2	3	4	5	6	7	8	9	10	L1	L2
Single Upholstery	2.25	\$ 1682	1795	1891	1984	2125	2269	2474	2686	2935	3221	2400	2706
Contrasting Upholstery													
Primary	1.25	\$ 1682	1745	1798	1850	1928	2008	2122	2240	2378	2537	2081	2251
Accent	1.00	\$ 0	50	93	134	197	261	352	446	557	684	319	455

**SINGLE/BARIATRIC TANDEM WITH CLEAN OUT**



Shown as Left with Arm Caps

Must Specify (in this order):

- Model #
- Finish
- Primary Upholstery
- Accent Upholstery
- Arm Cap

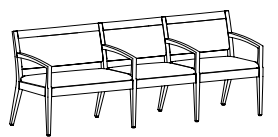
Left	Right												
395H2CL	395H2CR	56¼	25¼	32	22/30	18	18½	23½-25½	62	28.9			

**Description**

- Standard with: One (1) Single Seat, One (1) Bariatric Seat and Adjustable Glides
- Single Seat Location Determines Left or Right While Facing the Unit
- Available with Contrasting Upholstery ([See Details](#))
- Wall Saver Design
- Single Seat Supports User up to 400lbs, Bariatric Seat Supports User up to 600lbs
- Ships Fully Assembled
- Attach Two or More Units with Ganging Brackets, Ganging Tables Also Available ([See Tables and Bracket](#))
- Optional Arm Caps; Arm Height will Increase ½" ([See Details](#))

List Price/Grade	Yards	COM/1	2	3	4	5	6	7	8	9	10	L1	L2
Single Upholstery	3.00	2561	2711	2840	2963	3152	3344	3617	3899	4232	4613	3518	3926
Contrasting Upholstery													
Primary	2.25	2605	2718	2814	2907	3048	3192	3397	3609	3858	4144	3323	3629
Accent	1.75	0	88	163	235	345	457	616	781	975	1197	558	796

**SINGLE/SINGLE/BARIATRIC TANDEM WITH CLEAN OUT**



Shown as Right

Must Specify (in this order):

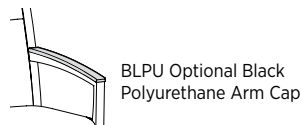
- Model #
- Finish
- Primary Upholstery
- Accent Upholstery
- Arm Cap

Left	Right												
395H3CL	395H3CR	79½	25¼	32	22/22/30	18	18½	23½-25½	90	46.3			

**Description**

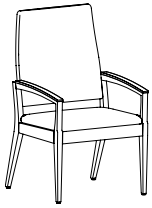
- Standard with: Two (2) Single Seats, One (1) Bariatric Seat and Adjustable Glides
- Single Seat Location Determines Left or Right While Facing the Unit
- Available with Contrasting Upholstery ([See Details](#))
- Wall Saver Design
- Single Seat Supports User up to 400lbs, Bariatric Seat Supports User up to 600lbs
- Ships Fully Assembled
- Attach Two or More Units with Ganging Brackets, Ganging Tables Also Available ([See Tables and Bracket](#))
- Optional Arm Caps; Arm Height will Increase ½" ([See Details](#))

List Price/Grade	Yards	COM/1	2	3	4	5	6	7	8	9	10	L1	L2
Single Upholstery	4.25	3666	3879	4061	4236	4503	4775	5162	5562	6033	6573	5022	5600
Contrasting Upholstery													
Primary	2.50	3666	3791	3899	4001	4159	4319	4546	4781	5059	5376	4464	4804
Accent	1.75	0	88	163	235	345	457	616	781	975	1197	558	796



For ordering options, see overview at the beginning of this section.

Item	Model No.	Chair Width	Chair Depth	Chair Height	Seat Width	Seat Depth	Seat Height	Arm Height	Ship Wt	Cubic Ft
PATIENT CHAIR WITH CLEAN OUT	397HP	24¾	25¼	42½	22	18	19½	24½-25⅝	28	23.2



Shown with Arm Caps

Must Specify (in this order):

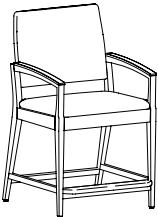
- Model #
- Finish
- Primary Upholstery
- Accent Upholstery
- Arm Cap

**Description**

- Standard with: Nylon Glides
- Available with Contrasting Upholstery ([See Details](#))
- Wall Saver Design Supports User up to 400lbs
- Ships Fully Assembled
- Attach Two or More 397HP Units with Ganging Brackets and Ganging Tables; See Next Page
- Optional Arm Caps; Arm Height will Increase ½" ([See Details](#))

List Price/Grade	Yards	COM/1	2	3	4	5	6	7	8	9	10	L1	L2
Single Upholstery	2.50	\$ 1464	1589	1697	1799	1957	2117	2344	2579	2857	3174	2262	2602
Contrasting Upholstery													
Primary	1.00	\$ 1475	1525	1568	1609	1672	1736	1827	1921	2032	2159	1794	1930
Accent	1.75	\$ 0	88	163	235	345	457	616	781	975	1197	558	796

HIP/EASY ACCESS CHAIR WITH CLEAN OUT	399HH	24¾	25¼	41¾	22	18	24½	29¾-31¼	32	23.2
--------------------------------------	-------	-----	-----	-----	----	----	-----	---------	----	------

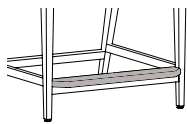


Shown with Arm Caps

**Description**

- Standard with: Nylon Glides
- Available with Contrasting Upholstery ([See Details](#))
- Wall Saver Design Supports User up to 400lbs
- Foot Rails are ⅞" Thick and Platform 3¾"D x ⅞"H
- Ships Fully Assembled
- Attach Two or More 399HH Units with Ganging Brackets and Ganging Tables; See Next Page
- Optional Arm Caps; Arm Height will Increase ½" ([See Details](#))

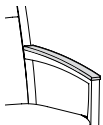
List Price/Grade	Yards	COM/1	2	3	4	5	6	7	8	9	10	L1	L2
Single Upholstery	2.00	\$ 1552	1652	1738	1820	1946	2074	2256	2444	2666	2920	2190	2462
Contrasting Upholstery													
Primary	1.00	\$ 1563	1613	1656	1697	1760	1824	1915	2009	2120	2247	1882	2018
Accent	1.25	\$ 0	63	116	168	246	326	440	558	696	855	399	569



Platform for Added User  
Stability and Comfort  
3¾"D x ⅞"H

Must Specify (in this order):

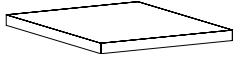
- Model #
- Finish
- Primary Upholstery
- Accent Upholstery
- Arm Cap



BLPU Optional Black  
Polyurethane Arm Cap

For ordering options, see overview at the beginning of this section.

Item	Model No.	Width	Depth	Height	Ship Wt	Cubic Ft	List Price
GANGING INLINE TABLE	395GT	21	16¾	1	10	2.7	T\$ 440 W/P\$ 561



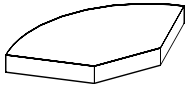
### Description

- Standard with: Top Features Square Edge Profile and Ganging Brackets
- Choose Veneer (W), TFL (T), or HPL (P) Top
- Installed Inline with Bottom of Chair Rail and 14½" Up from the Floor
- Some Assembly Required

Must Specify (in this order):

Model #  
Surface Material  
Finish/Color

GANGING CORNER TABLE	395CGT	37 <sup>11</sup> / <sub>16</sub> -14	26¾	1	10	2.0	T\$ 535 W/P\$ 701
----------------------	--------	--------------------------------------	-----	---	----	-----	----------------------



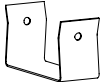
### Description

- Standard with: Top Features Square Edge Profile and Ganging Brackets
- Choose Veneer (W), TFL (T), or HPL (P) Top
- Outside Arc Measures 37<sup>11</sup>/<sub>16</sub>"; Inside Flat Edge Measures 14"
- Installed Inline with Bottom of Chair Rail and 14½" Up from the Floor
- Some Assembly Required

Must Specify (in this order):

Model #  
Surface Material  
Finish/Color

GANGING BRACKET	395-000GB	3	1½	1½			\$ 57
-----------------	-----------	---	----	----	--	--	-------



### Description

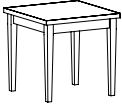
- Black Metal
- When Ganging Two or More Units Together, Seat Heights Must be Equal

Must Specify (in this order):

Model #  
Quantity

For ordering options, see overview at the beginning of this section.

Item	Model No.	Width	Depth	Height	Ship Wt	Cubic Ft	List Price
LAMP TABLE	395-2222LT	22	22	16	18	11.6	T\$ 1178 W/P\$ 1296



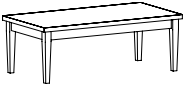
Must Specify (in this order):

Model #  
Surface Material  
Finish/Color

**Description**

- Standard with: Top Features Square Edge Profile, Wood Legs, and Adjustable Glides
- Choose Veneer (W), TFL (T), or HPL (P) Top
- Some Assembly Required

MAGAZINE TABLE	395-4222MT	42	22	16	33	14.4	T\$ 1377 W/P\$ 1500
----------------	------------	----	----	----	----	------	------------------------



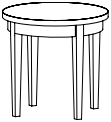
Must Specify (in this order):

Model #  
Surface Material  
Finish/Color

**Description**

- Standard with: Top Features Square Edge Profile, Wood Legs, and Adjustable Glides
- Choose Veneer (W), TFL (T), or HPL (P) Top
- Some Assembly Required

ROUND END TABLE	395-2222RET	22	22	22	18	11.6	T\$ 1234 W/P\$ 1380
-----------------	-------------	----	----	----	----	------	------------------------



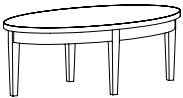
Must Specify (in this order):

Model #  
Surface Material  
Finish/Color

**Description**

- Standard with: Top Features Square Edge Profile, Wood Legs, and Adjustable Glides
- Choose Veneer (W), TFL (T), or HPL (P) Top
- Some Assembly Required

ELLIPTICAL TABLE	395-4222EMT	42	42	16	33	14.4	T\$ 1323 W/P\$ 1498
------------------	-------------	----	----	----	----	------	------------------------



Must Specify (in this order):

Model #  
Surface Material  
Finish/Color

**Description**

- Standard with: Top Features Square Edge Profile, Wood Legs, and Adjustable Glides
- Choose Veneer (W), TFL (T), or HPL (P) Top
- Some Assembly Required

For ordering options, see overview at the beginning of this section.



Carved arm accents and optional button tailoring make Halsted a handsome and versatile addition to office, lounge, or conference environments. Select caster models for easy mobility.

**CONSTRUCTION**

- Exposed wood components and chair frame are manufactured using European Beech and are free of spirits, discoloration, pits, shakes, and wormholes
- All chair joints are double-doweled or mortised and tenoned, screwed, and glued for maximum strength and durability
- All seats feature corner blocking
- Frames are individually hand assembled and sanded prior to being finished
- Non-marring nylon glides included in each leg at floor level
- High Grade Polyurethane Foam, 2" thick in the seat and 1½" thick in the back
- Textiles are sewn with double stitch seams
- High quality resilient sheet webbing ensures a comfortable seating application
- Chairs rated for users up to 275lbs
- Ships fully assembled

**HOW TO ORDER EXAMPLE**

Model No.	Description	Example
166TB	Finish	WC
	Upholstery	UF Brisa Original Truffle
	Casters	-
	Glides	STD

**WOOD FINISHES**

Indiana Furniture uses a multi-step, hand finishing process on all exposed wood frames.

Chairs feature a catalyzed varnish finish which offers durability, lasting beauty, and resistance to normal wear.

AW Artisan Walnut	MAS Mesa Sunset*
AS Asian Night	MTS Metropolis Sky
BW Beigewood*	MNR Midnight Run
BL Black	NTM Natural Marrone*
CO Columbian Walnut	ORW Oak Riftwood*
DC Dark Cherry	PNW Pinnacle Walnut
DFW Dark Forest Walnut*	PTK Portico Teak*
WH Designer White	RC River Cherry*
EF Espresso	SCH Select Cherry
FO Fawn Oak*	SPW Sepia Walnut*
FLW Florence Walnut*	SKC Shaker Cherry
GC Golden Cherry	SBP Smoky Brown Pear*
HW Harvest Walnut	TK Studio Teak
HNW Henna Walnut	SM Sugar Maple
KHE Kirsche	WTA Weathered Ash*
LW Legacy Walnut	WNB White Nebbia
MW Mahogany Walnut	WC Williamsburg Cherry

\* Finish is Low Sheen

**UPHOLSTERY OPTIONS**

Available in single upholstery in a wide variety of graded-in or contract options, including fabric, vinyl, and leather.

**CASTER OPTIONS (IF APPLICABLE)**

BRCS	Brass Hooded Casters	STD
BLCS	Black Hooded Casters	\$ N/C
SLCS	Silver Hooded Casters	\$ N/C

**GLIDE OPTIONS (IF APPLICABLE)**

STD	Nylon Glides	STD
FELT	Felt Glides	\$ N/C

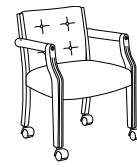
**CERTIFICATIONS & COMPLIANCE**

- CAL 117-2013 Compliance
- Intertek Sustainability Certified
- BIFMA level® Certified
- BIFMA Compliant® Certified
- TSCA Title VI (CARB) Compliance
- US Green Building's LEED® Contribution

**STATEMENT OF LINE**




Tufted Back Guest:  
166TB  
[\(See Details\)](#)



Tufted Back on Casters:  
168TB  
[\(See Details\)](#)



Guest:  
166  
[\(See Details\)](#)



Guest on Casters:  
168  
[\(See Details\)](#)

Item	Model No.	Chair Width	Chair Depth	Chair Height	Seat Width	Seat Depth	Seat Height	Arm Height	Ship Wt	Cubic Ft
GUEST WITH TUFTED BACK	166TB	23½	23	32	19	16½	17	26	32	16.9



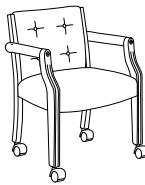
Must Specify (in this order):  
Model #  
Finish  
Upholstery  
Glide

**Description**

- Standard with Nylon Glides
- Optional Felt Glides Available Must Specify (FELT)

List Price/Grade	Yards	COM/1	2	3	4	5	6	7	8	9	10	L1	L2
Single Upholstery	1.50	\$ 1739	1814	1879	1940	2035	2131	2267	2408	2575	2765	2218	2422

GUEST WITH TUFTED BACK ON CASTERS	168TB	23½	23	32	19	16½	17	26	32	16.9
-----------------------------------	-------	-----	----	----	----	-----	----	----	----	------



Must Specify (in this order):  
Model #  
Finish  
Upholstery  
Caster

**Description**

- Standard with: Brass Hooded Dual Wheel Casters
- Additional Caster Options ([See Caster Options](#))

List Price/Grade	Yards	COM/1	2	3	4	5	6	7	8	9	10	L1	L2
Single Upholstery	1.50	\$ 1792	1867	1932	1993	2088	2184	2320	2461	2628	2818	2271	2475

GUEST CHAIR	166	23½	23	32	19	16½	17	26	32	16.9
-------------	-----	-----	----	----	----	-----	----	----	----	------



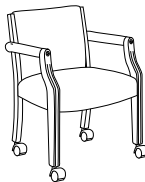
Must Specify (in this order):  
Model #  
Finish  
Upholstery  
Glide

**Description**

- Standard with Nylon Glides
- Optional Felt Glides Available Must Specify (FELT)

List Price/Grade	Yards	COM/1	2	3	4	5	6	7	8	9	10	L1	L2
Single Upholstery	1.50	\$ 1687	1762	1827	1888	1983	2079	2215	2356	2523	2713	2166	2370

GUEST CHAIR WITH CASTERS	168	23½	23	32	19	16½	17	26	32	16.9
--------------------------	-----	-----	----	----	----	-----	----	----	----	------



Must Specify (in this order):  
Model #  
Finish  
Upholstery  
Caster

**Description**

- Standard with: Brass Hooded Dual Wheel Casters
- Additional Caster Options ([See Caster Options](#))

List Price/Grade	Yards	COM/1	2	3	4	5	6	7	8	9	10	L1	L2
Single Upholstery	1.50	\$ 1738	1813	1878	1939	2034	2130	2266	2407	2574	2764	2217	2421

For ordering options, [see overview at the beginning of this section.](#)

Open spaces really come together with the modular, ganging components from the Isla Lounge Collection. Create conversation settings or private areas by mixing components to fit the space and needs of the environment. Optional arm caps make Isla Lounge the solution for high traffic seating. Power and data options keep everyone working on-the-go.

**CONSTRUCTION**

- Exposed wood parts are kiln-dried hardwoods and structurally engineered hardwood plywood; selected from the highest grades of hardwoods and are free of spirits, discoloration, pits, shakes, and wormholes; European Beech on legs and arm caps
- Joints are double-doweled or mortised and tenoned, screwed, and glued for maximum strength and durability
- High Grade Polyurethane Foam, 3¼" thick in the seat and 2" in the back; Stretch webbing ensures a comfortable sit
- Non-marring adjustable nylon guides included in each leg at floor level
- Ganging and Freestanding Table Surfaces are ¾" thick with a square edge profile; Available in TFL (T), Veneer (W) and Solid Surface (S)
- Tablet Arm Surfaces are ¾" thick with a square edge profile; Available in Black Melamine, Veneer (W) and Solid Surface (S)
- Bistro/Stadium Table feature a 42½"H surface with a square edge profile and are available with 1" thick HPL (P) and TFL (T) surfaces and 1⅜" Veneer (W) surfaces
- Bistro/Stadium Tables are partially installed with exposed nickle plated hardware, black hardware also included; some assembly required
- Bistro/Stadium Tables feature horizontal/left-to-right grain direction on backpanel and worksurface; TFL backpanel available with TFL or HPL worksurface and Veneer backpanel available with Veneer or HPL worksurface; Backpanel and worksurface may be specified in contrasting colors
- Seating rated for users up to 275lbs and ships fully assembled

**HOW TO ORDER EXAMPLES**

**UPHOLSTERED MODELS**

Model No.	Description	Example
3792	Finish (Wood Leg)	WTA
	Primary Upholstery	CF Stinson Trio Tonic
	Accent Upholstery	CF Stinson Ace Toast
	Tablet, Color	WL, WTA
	Arm	STD
	Optional Bistro/Stadium Table	Yes
	Bistro/Stadium Table Backpanel Material	TFL
	Bistro/Stadium Table Backpanel Color	PPD
	Bistro/Stadium Table Worksurface Material	HPL
	Bistro/Stadium Table Worksurface Color	WTA
	Bistro/Stadium Table Leg Color	ALUM
	Leg	PLEG, ALUM
	Power	ECSL

**TABLES**

378-1626ET	Surface Material	T
	Finish	AS
	Upholstery	CF Stinson Ace Toast
	Leg, Color	WLEG, AS
	Power	PWRUSBA

**WOOD LEG AND ARM CAP WOOD FINISHES**

Indiana Furniture uses a multi-step, hand finishing process on all exposed wood frames. Chairs feature a catalyzed varnish finish which offers durability, lasting beauty, and resistance to normal wear.

AW	Artisan Walnut	MAS	Mesa Sunset*
AS	Asian Night	MTS	Metropolis Sky
BW	Beigewood*	MNR	Midnight Run
BL	Black	NTM	Natural Marrone*
CO	Columbian Walnut	ORW	Oak Riftwood*
DC	Dark Cherry	PNW	Pinnacle Walnut
DFW	Dark Forest Walnut*	PTK	Portico Teak*
WH	Designer White	RC	River Cherry*
EF	Espresso	SCH	Select Cherry
FO	Fawn Oak*	SPW	Sepia Walnut*
FLW	Florence Walnut*	SKC	Shaker Cherry
GC	Golden Cherry	SBP	Smoky Brown Pear*
HW	Harvest Walnut	TK	Studio Teak
HNW	Henna Walnut	SM	Sugar Maple
KHE	Kirsche	WTA	Weathered Ash*
LW	Legacy Walnut	WNB	White Nebbia
MW	Mahogany Walnut	WC	Williamsburg Cherry

\* Finish is Low Sheen

**TFL (T) AND HPL (P) TABLE OPTIONS**

End and Ganging Tables are available in TFL surface. Must specify material and color.

Bistro/Stadium Tables available in TFL or HPL worksurface with TFL backpanel. Worksurface and backpanel available in contrasting colors. Must specify material and color for both worksurface and backpanel.

**WOODGRAIN**

AS	Asian Night	PNW	Pinnacle Walnut
BW	Beigewood	PTK	Portico Teak
CO	Columbian Walnut	RC	River Cherry
EF	Espresso	SCH	Select Cherry^
FLW	Florence Walnut	SPW	Sepia Walnut
GC	Golden Cherry^	SKC	Shaker Cherry
KHE	Kirsche	SBP	Smoky Brown Pear
MW	Mahogany Walnut^	TK	Studio Teak
MNR	Midnight Run	SM	Sugar Maple
NTM	Natural Marrone	WTA	Weathered Ash
ORW	Oak Riftwood	WC	Williamsburg Cherry
^ HPL Only		WNB	White Nebbia

**SOLID**

BL	Black	FHG	Fashion Grey
WH	Designer White	SG	Slate Grey

See next page for veneer colors and additional options.

### VENEER (W) TABLE OPTIONS

Veneer tablet arms and tables, including Bistro/Stadium Tables, feature UV Advantage, an ultra-violet finish, on all exposed surfaces by utilizing roll-coat UV technology.

AW	Artisan Walnut	MW	Mahogany Walnut
AS	Asian Night	MAS	Mesa Sunset*
CO	Columbian Walnut	MTS	Metropolis Sky
DC	Dark Cherry	ORW	Oak Riftwood*
DFW	Dark Forest Walnut	PNW	Pinnacle Walnut
EF	Espresso	SCH	Select Cherry
FO	Fawn Oak*	SKC	Shaker Cherry
GC	Golden Cherry	SM	Sugar Maple
HW	Harvest Walnut	WTA	Weathered Ash*
HNW	Henna Walnut	WC	Williamsburg Cherry
LW	Legacy Walnut		


\*Finish is Low Sheen

### SOLID SURFACE (S) ARM CAP, TABLET, AND TABLE OPTIONS

AR	Arroyo	SNW	Snow White
PE	Pebble Beach	SN	Starry Night
SE	Sedona	TN	Tundra

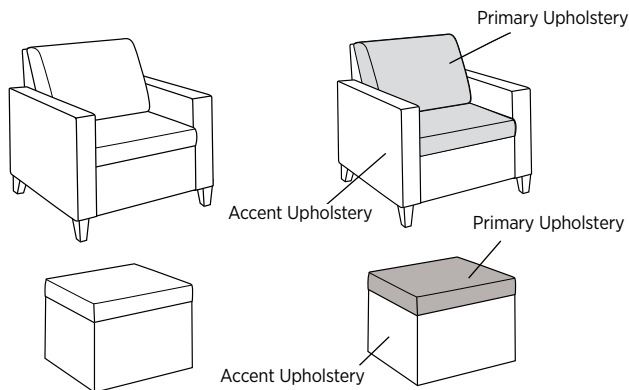
### TABLE EDGE PROFILE

H	Square (TFL, HPL, and Veneer)	S1	Straight (Solid Surface)
---	----------------------------------	----	-----------------------------



### UPHOLSTERY OPTIONS

Available in single or contrasting upholsteries in a wide variety of graded-in or contract options, including fabric, vinyl, and leather.




### ARM OPTIONS

STD	Upholstered Arm	STD
WCAP	Wood Cap, Specify Finish	
	One (1) Arm Cap	\$ 74
	Two (2) Arm Caps	\$ 148
SCAP	Solid Surface Cap, Specify Color	
	One (1) Arm Cap	\$ 339
	Two (2) Arm Cap	\$ 678


### TABLET OPTIONS FOR ARM UNITS

**Note:** One tablet arm per unit and specified as if you are standing, looking at the chair.

PL	Left Black Melamine Writing Tablet	\$ 375
SL	Left Solid Surface Writing Tablet, Specify Color	\$ 1155
WL	Left Veneer Writing Tablet, Specify Finish	\$ 544
PR	Right Black Melamine Writing Tablet	\$ 375
SR	Right Solid Surface Writing Tablet, Specify Color	\$ 1155
WR	Right Veneer Writing Tablet, Specify Finish	\$ 544



Two Arm Club Chair  
Shown with Left  
Tablet Arm and  
Power

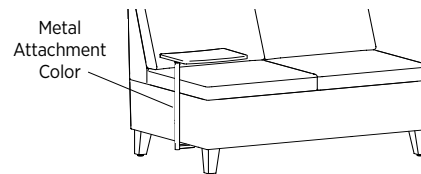


One Arm Club  
Chair Shown with  
Left Tablet Arm

### TABLET ARM ATTACHMENT COLOR (FOR ARMLESS OR ONE ARM UNITS)

Available with Aluminum or Platinum metal attachment for armless applications.

ALUM	Aluminum Attachment	STD
PLAT	Platinum Attachment	\$ N/C



Metal  
Attachment  
Color


### TABLET OPTIONS FOR ARMLESS OR ONE ARM UNITS

**Note:** One tablet arm per unit and specified as if you are standing, looking at the chair.

MPL	Left Black Melamine Writing Tablet	\$ 481
MSL	Left Solid Surface Writing Tablet, Specify Color	\$ 1261
MWL	Left Veneer Writing Tablet, Specify Finish	\$ 650
MPR	Right Black Melamine Writing Tablet	\$ 481
MSR	Right Solid Surface Writing Tablet, Specify Color	\$ 1261
MWR	Right Veneer Writing Tablet, Specify Finish	\$ 650



Right Tablet Arm



Left Tablet Arm

### SEATING & OCCASIONAL TABLE LEG OPTIONS

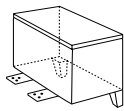
WLEG	Wood Leg, Specify Finish	STD
CLEG	Chrome Leg	\$ N/C
PLEG	Powder Coat Leg, Specify Color	
	Four (4) Powder Coat Legs on Seating and Freestanding Tables	\$ 208
	Two (2) Powder Coat Legs on Ganging End Table	\$ 104
	Single (1) Powder Coat Leg Ganging Corner Table	\$ 52

#### Powder Coat Color Options:

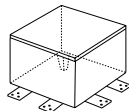
ALUM	Aluminum	OYST	Oyster
BLK	Black	SUGC	Sugar Cookie
MIST	Mist		



Four (4) Legs



Two (2) Legs



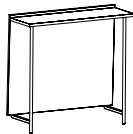
Single (1) Leg

### BAR HEIGHT BISTRO/STADIUM TABLE OPTIONS

Bistro/Stadium Table surface and backpanel available with horizontal/left-to-right grain direction in contrasting colors. Bistro/Stadium Tables are 42½”H and partially installed with exposed nickle plated hardware, black hardware also included; some assembly required.

Must specify option, surface material, surface and backpanel color, edge profile and leg color.

NO TABLE	No Bistro/Stadium Table (Standard)
YES TABLE	Bistro/Stadium Table



#### 44”W Bistro/Stadium Table For Use with Settee

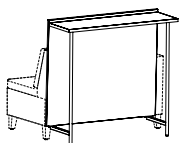
Must specify surface material, surface and backpanel color

TFL Backpanel with TFL Surface	\$ 1025
TFL Backpanel with HPL Surface	\$ 1243
Veneer Backpanel with Veneer Surface	\$ 1430
Veneer Backpanel with HPL Surface	\$ 1430

#### 66”W Bistro/Stadium Table For Use with Sofas

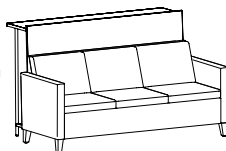
Must specify surface material, surface and backpanel color

TFL Backpanel with TFL Surface	\$ 1206
TFL Backpanel with HPL Surface	\$ 1441
Veneer Backpanel with Veneer Surface	\$ 1752
Veneer Backpanel with HPL Surface	\$ 1752



44”W Bistro/  
Stadium Table  
View with Settee

Front View with  
66”W Bistro/  
Stadium Table  
and Sofa

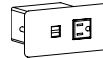


### BISTRO/STADIUM TABLE LEG OPTIONS

ALUM	Aluminum Leg	STD
PLAT	Platinum Leg	\$ N/C

### SEATING POWER OPTIONS

*Note: Specified as if you are standing, looking at the chair.*



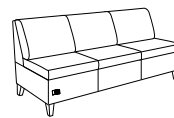
1 Electrical Power and 2 USB Outlets

#### Side Power Locations:

ECSL	Left Port, Silver	\$ 942
ECSR	Right Port, Silver	\$ 942
ECSLR	Left and Right Port, Silver	\$ 1884
ECBL	Left Port, Black	\$ 942
ECBR	Right Port, Black	\$ 942
ECBLR	Left and Right Port, Black	\$ 1884

#### Front Power Locations:

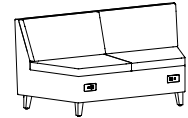
ECFLSR	Front Left Port, Silver	\$ 942
ECFRSR	Front Right Port, Silver (3792-45C Only)	\$ 942
ECFLRSR	Front Left and Right Port, Silver (3792-45C Only)	\$ 1884
ECFLBL	Front Left Port, Black	\$ 942
ECFRBL	Front Right Port, Black (3792-45C Only)	\$ 942
ECFLRBL	Front Left and Right Port, Black (3792-45C Only)	\$ 1884



Shown with Front Left Port (ECFLBL/Black or ECFLSR/Silver)



Shown with Left Port (ECBL/Black or ECBL/Silver)



Shown with Front Left and Right Port (ECFLRBL/Black or ECFLRSR/Silver)

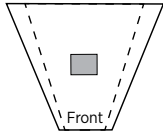
See next page for table power locations.

**TABLE POWER LOCATIONS**

*Note: Does Not Include Bistro/Stadium Tables*

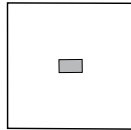
PWRUSBA Power and Two USB Ports, Aluminum \$ 854

Power Locations:

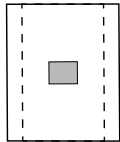


**378-2226CGT**  
12½" from front edge

**378-4526CGT**  
12" from front edge

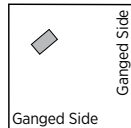


**378-2626MT**  
13" from all sides



**378-1626EGT**  
**378-1626GT**  
**378-1626ET**  
13" from short edge and  
8" from long edge

**378-2226EGT**  
**378-2226GT**  
**378-2226ET**  
13" from short edge and  
11" from long edge




**378-9026CGT**  
19½" from  
ganged sides

**CERTIFICATIONS & COMPLIANCE**

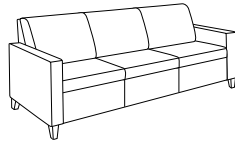
- CAL 117-2013 Compliance
- Intertek Sustainability Certified
- BIFMA level® Certified
- BIFMA Compliant® Certified
- TSCA Title VI (CARB) Compliance
- US Green Building's LEED® Contribution




Club Chair,  
2 Arms: 379  
[\(See Details\)](#)




Settee,  
2 Arms: 3792  
[\(See Details\)](#)



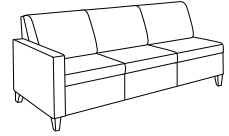
Sofa,  
2 Arms: 3793  
[\(See Details\)](#)



Club Chair, 1 Arm:  
379R (Right)  
379L (Left)  
[\(See Details\)](#)



Settee, 1 Arm:  
3792R (Right)  
3792L (Left)  
[\(See Details\)](#)



Sofa, 1 Arm:  
3793R (Right)  
3793L (Left)  
[\(See Details\)](#)



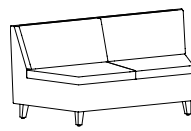
Club Chair,  
Armless: 379N  
[\(See Details\)](#)




Swivel Club Chair,  
Armless: 379NS  
[\(See Details\)](#)




Settee,  
Armless: 3792N  
[\(See Details\)](#)



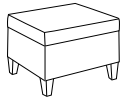
45° Angled Settee,  
Armless: 3792-45C  
[\(See Details\)](#)



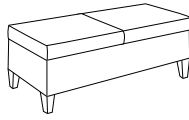
Sofa, Armless:  
3793N  
[\(See Details\)](#)



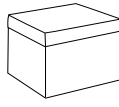
Corner Unit:  
379-90C  
[\(See Details\)](#)



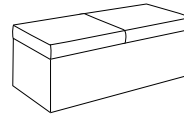
Single Bench:  
378SB  
[\(See Details\)](#)



Double Bench:  
3782DB  
[\(See Details\)](#)

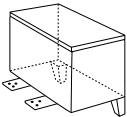


Single Ottoman:  
379SO  
[\(See Details\)](#)

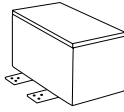


Double Ottoman:  
3792DO  
[\(See Details\)](#)

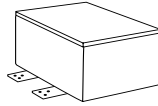
**Ganging Tables** (Upholstered Chassis with TFL, Veneer, or Solid Surface Top)



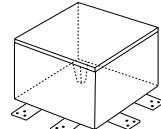
Ganging End Table  
with Two Legs:  
378-1626EGT  
378-2226EGT  
[\(See Details\)](#)



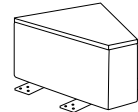
Ganging End Table:  
378-1626GT  
[\(See Details\)](#)



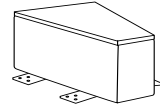
Ganging Lamp Table:  
378-2226GT  
[\(See Details\)](#)



Ganging 90° Corner  
Table with One Leg:  
378-9026CGT  
[\(See Details\)](#)

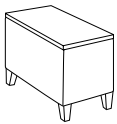


Ganging 45°  
Corner Table:  
378-4526CGT  
[\(See Details\)](#)

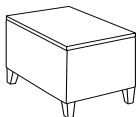


Ganging 22.5°  
Corner Table:  
378-2226CGT  
[\(See Details\)](#)

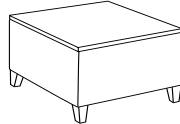
**Freestanding Tables** (Upholstered Chassis with TFL, Veneer, or Solid Surface Top)



End Table:  
378-1626ET  
[\(See Details\)](#)



Lamp Table:  
378-2226ET  
[\(See Details\)](#)



Magazine Table:  
378-2626MT  
[\(See Details\)](#)

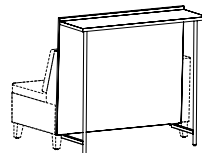
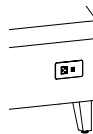
**Options and Accessories:**



[Tablet Arms](#)  
for Arm or Armless Units




[Power Options](#)  
for Seating and Tables



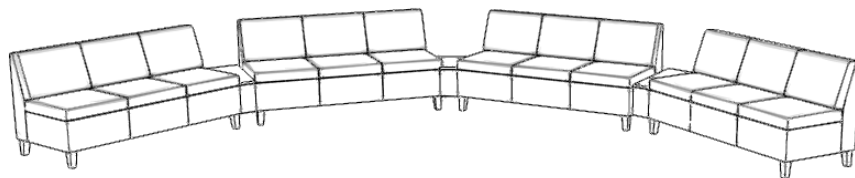
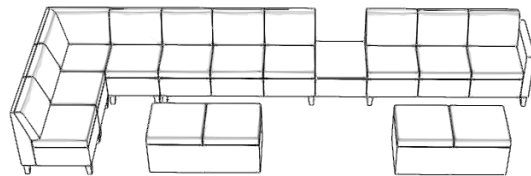
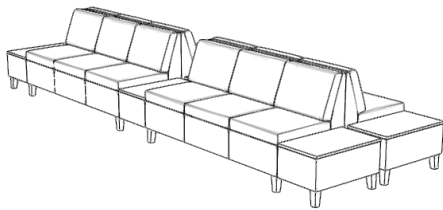
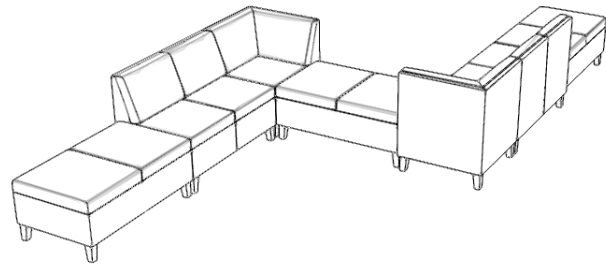
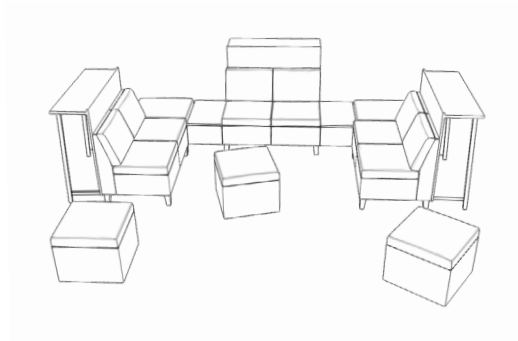


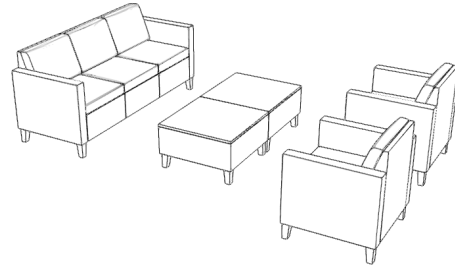

[Bistro/Stadium Table](#)  
(For Use with Settees and Sofas;  
Available in HPL, TFL, or Veneer)



[Purse Hook](#) for  
Bistro/Stadium  
Tables

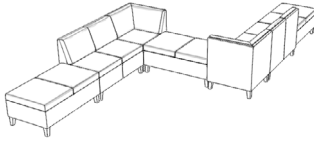


Enhance your space with  
Cush Pillows. [See Product  
Details.](#)





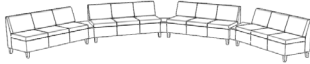
Item	Model No.	Width	Depth	Height	Ship Wt	Cubic Ft	List Price
ZIG ZAG UNIT	370-1	161	136 ¼	32 ½	593	212	\$ 20621



CONSISTS OF:	QTY		
3782DB	3	Double Bench (Gr 1)	\$ 8379
3792N	2	Settee, Armless (Gr 1)	\$ 6492
379-90C	2	Corner Unit	\$ 5750

Products are available as left or right and with other features, where applicable  
Grade 1 with standard metal leg pricing

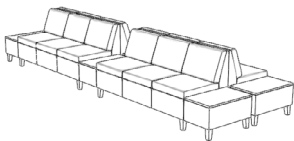
HALF CIRCLE	370-2	96	72	29 ½	354	147.9	T\$ 22104 W\$ 22544 S\$ 25800
-------------	-------	----	----	------	-----	-------	-------------------------------------



CONSISTS OF:	QTY		
3793N	4	Sofa, Armless (Gr 1)	\$ 18660
378-2226CGT	3	Ganging 22.5° Corner Table	T\$ 3444 W\$ 3884 S\$ 7140

Products are available as left or right and with other features, where applicable  
Grade 1 with standard metal leg pricing


CAFE GROUPING	370-3	181	108 ½	32 ½	498	144.0	T\$ 23696 W\$ 24280 S\$ 28320
---------------	-------	-----	-------	------	-----	-------	-------------------------------------



CONSISTS OF:	QTY		
3793N	4	Sofa, Armless (Gr 1)	\$ 18660
378-1626GT	2	Ganging End Table (Gr 1)	T\$ 1452 W\$ 1644 S\$ 2996
378-1626EGT	4	Ganging End Table with Legs (Gr 1)	T\$ 3584 W\$ 3976 S\$ 6664

Products are available as left or right and with other features, where applicable  
Grade 1 with standard metal leg pricing

Item	Model No.	Chair Width	Chair Depth	Chair Height	Seat Width	Seat Depth	Seat Height	Arm Height	Ship Wt	Cubic Ft
CLUB CHAIR	379	29	27¾	32½	22	19	18¾	26½	110	25.0



Shown with Power Option;  
Left Port

**Description**

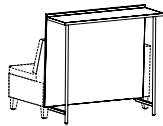

- Standard with: Left and Right Arm, Wood Legs, and Ganging Hardware
- Available with Contrasting Upholstery ([See Details](#))
- Available with Contrasting Legs, Tablet Arm and Arm Cap
- Additional Options: Chrome or Powder Coated Leg ([Color Options](#)), Arm Caps ([See Options](#)), Tablet Arms ([See Options](#)), and Power ([See Locations](#))

List Price/Grade	Yards	COM/1	2	3	4	5	6	7	8	9	10	L1	L2
Single Upholstery	5.25	\$ 3233	3496	3721	3937	4267	4603	5081	5575	6157	6824	4908	5622
Contrasting Upholstery													
Primary	1.50	3233	3308	3373	3434	3529	3625	3761	3902	4069	4259	3712	3916
Accent	3.75	0	188	348	503	738	978	1320	1673	2088	2565	1196	1706

Must Specify (in this order):

- Model #
- Primary Upholstery
- Accent Upholstery
- Tablet Arm/Color
- Arm Cap/Color
- Leg/Color
- Power

SETTEE	3792	51	27¾	32½	44	19	18¾	26½	143	46.0
--------	------	----	-----	-----	----	----	-----	-----	-----	------



44"W Bistro/Stadium  
Table View with Settee

**Description**

- Standard with: Left and Right Arm, Wood Legs and Ganging Hardware
- Available with Contrasting Upholstery ([See Details](#))
- Available with Contrasting Legs, Tablet Arm and Arm Cap
- Optional 44"W Bistro/Stadium Table Available; Specify (YES TABLE) or (NO TABLE), Select TFL Backpanel with TFL (T) or HPL (P) Surface or Veneer Backpanel with Veneer (W) or HPL (P) Surface and Leg Color ([See More Bistro/Stadium Table Details](#))
- Bistro/Stadium Backpanel and Table Surface May be Specified in Contrasting Colors; Must Specify Backpanel and Surface Color
- Optional Purse Hook Available when Bistro/Stadium Table is ordered; [See Details](#)
- Additional Options: Chrome or Powder Coated Leg ([Color Options](#)), Arm Caps ([See Options](#)), Tablet Arms ([See Options](#)), Bistro/Stadium Table ([See Options](#)), and Power ([See Locations](#))


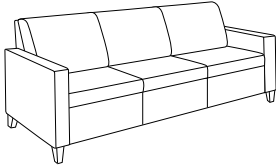
List Price/Grade	Yards	COM/1	2	3	4	5	6	7	8	9	10	L1	L2
Single Upholstery	6.75	\$ 4191	4529	4819	5096	5521	5953	4191	7202	7951	8808	6344	7262
Contrasting Upholstery													
Primary	2.25	4191	4304	4400	4493	4634	4778	4983	5195	5444	5730	4909	5215
Accent	4.50	0	225	419	603	887	1175	1584	2007	2507	3078	1435	2047

Must Specify (in this order):

- Model #
- Primary Upholstery
- Accent Upholstery
- Tablet Arm/Color
- Arm Cap/Color
- Bistro/Stadium Table
  - Bistro/Stadium Table Backpanel Material/Color
  - Bistro/Stadium Table Worksurface Material/ Color
  - Bistro/Stadium Table Leg Color
- Leg/Color
- Power

For ordering options, [see overview at the beginning of this section.](#)

Item	Model No.	Chair Width	Chair Depth	Chair Height	Seat Width	Seat Depth	Seat Height	Arm Height	Ship Wt	Cubic Ft
SOFA	3793	73	27¾	32½	66	19	18¾	26½	168	61.0



Front View with 66"W Bistro/  
Stadium Table and Sofa

**Description**


- Standard with: Left and Right Arm, Wood Legs and Ganging Hardware
- Available with Contrasting Upholstery ([See Details](#))
- Available with Contrasting Legs, Tablet Arm and Arm Cap
- Optional 66"W Bistro/Stadium Table Available; Specify (YES TABLE) or (NO TABLE), Select TFL Backpanel with TFL (T) or HPL (P) Surface or Veneer Backpanel with Veneer (W) or HPL (P) Surface and Leg Color ([See More Bistro/Stadium Table Details](#))
- Bistro/Stadium Backpanel and Table Surface May be Specified in Contrasting Colors; Must Specify Backpanel and Surface Color
- Optional Purse Hook Available when Bistro/Stadium Table is ordered; [See Details](#)
- Additional Options: Chrome or Powder Coated Leg ([Color Options](#)), Arm Caps ([See Options](#)), Tablet Arms ([See Options](#)), Bistro/Stadium Table ([See Options](#)), and Power ([See Locations](#))

Must Specify (in this order):

- Model #
- Primary Upholstery
- Accent Upholstery
- Tablet Arm/Color
- Arm Cap/Color
- Bistro/Stadium Table
- Bistro/Stadium Table Backpanel Material/Color
- Bistro/Stadium Table Worksurface Material/ Color
- Bistro/Stadium Table Leg Color
- Leg/Color
- Power

List Price/Grade	Yards	COM/1	2	3	4	5	6	7	8	9	10	L1	L2
Single Upholstery	8.50	\$ 5446	5871	6237	6585	7121	7665	8438	9237	10181	11260	8158	9314
Contrasting Upholstery													
Primary	3.25	5446	5609	5748	5882	6086	6294	6590	6896	7256	7669	6483	6925
Accent	5.25	0	262	489	703	1035	1371	1848	2341	2925	3591	1675	2389

**CLUB CHAIR, 1 ARM**



Shown as Left

	Left	Right	Chair Width	Chair Depth	Chair Height	Seat Width	Seat Depth	Seat Height	Arm Height	Ship Wt	Cubic Ft
	379L	379R	25½	27¾	32½	22	19	18¾	26½	77	35.0

**Description**

- Standard with: Left Or Right Arm, Wood Legs and Ganging Hardware
- Available with Contrasting Upholstery ([See Details](#))
- Available with Contrasting Legs, Tablet Arm and Arm Cap
- Available with Optional Tablet Arm for Arm or Armless Side
- Additional Options: Chrome or Powder Coated Leg ([Color Options](#)), Arm Caps ([See Options](#)), Tablet Arms ([See Options](#)), and Power ([See Locations](#))


Must Specify (in this order):

- Model #
- Primary Upholstery
- Accent Upholstery
- Tablet Arm/Color
- Arm Cap/Color
- Leg/Color
- Power

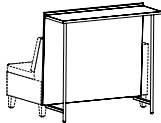
List Price/Grade	Yards	COM/1	2	3	4	5	6	7	8	9	10	L1	L2
Single Upholstery	4.00	\$ 2858	3058	3230	3394	3646	3902	4266	4642	5086	5594	4134	4678
Contrasting Upholstery													
Primary	1.50	2858	2933	2998	3059	3154	3250	3386	3527	3694	3884	3337	3541
Accent	2.50	0	125	232	335	492	652	880	1115	1392	1710	797	1137

For ordering options, [see overview at the beginning of this section.](#)

Item	Model No.	Chair Width	Chair Depth	Chair Height	Seat Width	Seat Depth	Seat Height	Arm Height	Ship Wt	Cubic Ft	
SETTEE, 1 ARM	<b>Left</b>										
	<b>Right</b>										
	3792L	3792R	47½	27¾	32½	44	19	18¾	26½	110	46.0



Shown as Left



44"W Bistro/Stadium Table View with Settee

**Description**

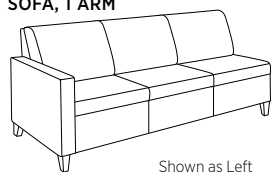
- Standard with: Left Or Right Arm, Wood Legs and Ganging Hardware
- Available with Contrasting Upholstery ([See Details](#))
- Available with Contrasting Legs, Tablet Arm and Arm Cap
- Available with Optional Tablet Arm for Arm or Armless Side
- Optional 44"W Bistro/Stadium Table Available; Specify (YES TABLE) or (NO TABLE), Select TFL Backpanel with TFL (T) or HPL (P) Surface or Veneer Backpanel with Veneer (W) or HPL (P) Surface and Leg Color ([See More Bistro/Stadium Table Details](#))
- Bistro/Stadium Backpanel and Table Surface May be Specified in Contrasting Colors; Must Specify Backpanel and Surface Color
- Optional Purse Hook Available when Bistro/Stadium Table is ordered; [See Details](#)
- Additional Options: Chrome or Powder Coated Leg ([Color Options](#)), Arm Caps ([See Options](#)), Tablet Arms ([See Options](#)), Bistro/Stadium Table ([See Options](#)), and Power ([See Locations](#))

Must Specify (in this order):

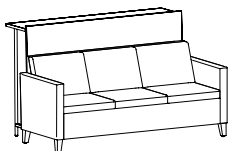
- Model #
- Primary Upholstery
- Accent Upholstery
- Tablet Arm/Color
- Arm Cap/Color
- Bistro/Stadium Table
  - Bistro/Stadium Table Backpanel Material/Color
  - Bistro/Stadium Table Worksurface Material/ Color
  - Bistro/Stadium Table Leg Color
- Leg/Color
- Power

List Price/Grade	Yards	COM/1	2	3	4	5	6	7	8	9	10	L1	L2
Single Upholstery	5.75	\$ 3820	4108	4355	4591	4953	5321	5844	6385	7023	7753	5654	6436
Contrasting Upholstery													
Primary	2.25	3820	3933	4029	4122	4263	4407	4612	4824	5073	5359	4538	4844
Accent	3.50	0	175	326	469	690	914	1232	1561	1950	2394	1116	1592

Item	Model No.	Chair Width	Chair Depth	Chair Height	Seat Width	Seat Depth	Seat Height	Arm Height	Ship Wt	Cubic Ft	
SOFA, 1 ARM	<b>Left</b>										
	<b>Right</b>										
	3793L	3793R	69½	27¾	32½	66	19	18¾	26½	135	61.0



Shown as Left



Front View with 66"W Bistro/Stadium Table and Sofa

**Description**

- Standard with: Left Or Right Arm, Wood Legs and Ganging Hardware
- Available with Contrasting Upholstery ([See Details](#))
- Available with Contrasting Legs, Tablet Arm and Arm Cap
- Available with Optional Tablet Arm for Arm or Armless Side
- Optional 66"W Bistro/Stadium Table Available; Specify (YES TABLE) or (NO TABLE), Select TFL Backpanel with TFL (T) or HPL (P) Surface or Veneer Backpanel with Veneer (W) or HPL (P) Surface and Leg Color ([See More Bistro/Stadium Table Details](#))
- Bistro/Stadium Backpanel and Table Surface May be Specified in Contrasting Colors; Must Specify Backpanel and Surface Color
- Optional Purse Hook Available when Bistro/Stadium Table is ordered; [See Details](#)
- Additional Options: Chrome or Powder Coated Leg ([Color Options](#)), Arm Caps ([See Options](#)), Tablet Arms ([See Options](#)), Bistro/Stadium Table ([See Options](#)), and Power ([See Locations](#))


Must Specify (in this order):

- Model #
- Primary Upholstery
- Accent Upholstery
- Tablet Arm/Color
- Arm Cap/Color
- Bistro/Stadium Table
  - Bistro/Stadium Table Backpanel Material/Color
  - Bistro/Stadium Table Worksurface Material/ Color
  - Bistro/Stadium Table Leg Color
- Leg/Color
- Power

List Price/Grade	Yards	COM/1	2	3	4	5	6	7	8	9	10	L1	L2
Single Upholstery	7.25	\$ 5076	5439	5750	6048	6504	6968	7628	8310	9114	10035	7389	8375
Contrasting Upholstery													
Primary	3.25	5076	5239	5378	5512	5716	5924	6220	6526	6886	7299	6113	6555
Accent	4.00	0	200	372	536	788	1044	1408	1784	2228	2736	1276	1820

For ordering options, [see overview at the beginning of this section.](#)

Item	Model No.	Chair Width	Chair Depth	Chair Height	Seat Width	Seat Depth	Seat Height	Arm Height	Ship Wt	Cubic Ft
CLUB CHAIR, ARMLESS	379N	22½	27¾	32½	22	19	18¾	N/A	57	25.0



**Description**

- Standard with: Wood Legs and Ganging Hardware
- Available with Contrasting Upholstery ([See Details](#))
- Additional Options: Chrome or Powder Coated Leg ([Color Options](#)), Tablet Arms ([See Options](#)), and Power ([See Locations](#))

Must Specify (in this order):

- Model #
- Primary Upholstery
- Accent Upholstery
- Tablet Arm/Metal Attachment Color
- Tablet Arm Surface Material/Color
- Leg/Color
- Power

List Price/Grade	Yards	COM/1	2	3	4	5	6	7	8	9	10	L1	L2
Single Upholstery	3.25	\$ 2475	2638	2777	2911	3115	3323	3619	3925	4285	4698	3512	3954
Contrasting Upholstery													
Primary	1.50	2475	2550	2615	2676	2771	2867	3003	3144	3311	3501	2954	3158
Accent	1.75	0	88	162	235	344	456	616	781	974	1197	558	796

CLUB CHAIR ARMLESS SWIVEL	379NS	22½	27¾	32½	22	19	18¾	N/A	63	23.0
---------------------------	-------	-----	-----	-----	----	----	-----	-----	----	------



**Description**


- Standard with: Auto Return and a Polished Aluminum Base
- Available with Contrasting Upholstery ([See Details](#))
- Additional Options: Tablet Arm ([See Options](#))

Must Specify (in this order):


- Model #
- Primary Upholstery
- Accent Upholstery
- Tablet Arm/Metal Attachment Color
- Tablet Arm Surface Material/Color

List Price/Grade	Yards	COM/1	2	3	4	5	6	7	8	9	10	L1	L2
Single Upholstery	3.25	\$ 2603	2766	2905	3039	3243	3451	3747	4053	4413	4826	3640	4082
Contrasting Upholstery													
Primary	1.50	2603	2678	2743	2804	2899	2995	3131	3272	3439	3629	3082	3286
Accent	1.75	0	88	162	235	344	456	616	781	974	1197	558	796

SETTEE, ARMLESS	3792N	44½	27¾	32½	44	19	18¾	N/A	93	45.0
-----------------	-------	-----	-----	-----	----	----	-----	-----	----	------



Shown with Power Option, Left Port



44"W Bistro/Stadium Table View with Settee

**Description**

- Standard with: Wood Legs and Ganging Hardware
- Available with Contrasting Upholstery ([See Details](#))
- Optional 44"W Bistro/Stadium Table Available; Specify (YES TABLE) or (NO TABLE), Select TFL Backpanel with TFL (T) or HPL (P) Surface or Veneer Backpanel with Veneer (W) or HPL (P) Surface and Leg Color ([See More Bistro/Stadium Table Details](#))
- Bistro/Stadium Backpanel and Table Surface May be Specified in Contrasting Colors; Must Specify Backpanel and Surface Color
- Optional Purse Hook Available when Bistro/Stadium Table is ordered; [See Details](#)
- Additional Options: Chrome or Powder Coated Leg ([Color Options](#)), Tablet Arms ([See Options](#)), Bistro/Stadium Table ([See Options](#)), and Power ([See Locations](#))

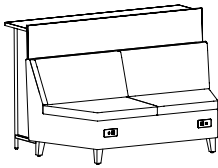
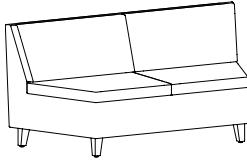
Must Specify (in this order):

- Model #
- Primary Upholstery
- Accent Upholstery
- Tablet Arm/Metal Attachment Color
- Tablet Arm Surface Material/Color
- Bistro/Stadium Table
  - Bistro/Stadium Table Backpanel Material/Color
  - Bistro/Stadium Table Worksurface Material/Color
  - Bistro/Stadium Table Leg Color
- Leg/Color
- Power

List Price/Grade	Yards	COM/1	2	3	4	5	6	7	8	9	10	L1	L2
Single Upholstery	4.75	\$ 3246	3484	3688	3883	4182	4486	4486	5365	5892	6495	4761	5407
Contrasting Upholstery													
Primary	2.25	3246	3359	3455	3548	3689	3833	4038	4250	4499	4785	3964	4270
Accent	2.50	0	125	233	335	493	653	880	1115	1393	1710	797	1137

For ordering options, [see overview at the beginning of this section.](#)

Item	Model No.	Chair Width	Chair Depth	Chair Height	Seat Width	Seat Depth	Seat Height	Arm Height	Ship Wt	Cubic Ft
45° ANGLED SETTEE	3792-45C	45-68	27½	31¼	45-61	31	18¾	N/A	200	75.0



Shown with Power Options; Front Left and Right Port and Front View with 66\"/>

**Description**



- Standard with: Wood Legs and Ganging Hardware
- Overall Dimension Range is 45\"/>

Must Specify (in this order):

- Model #
- Primary Upholstery
- Accent Upholstery
- Tablet Arm/Metal Attachment Color
- Tablet Arm Surface Material/Color
- Bistro/Stadium Table
- Bistro/Stadium Table Backpanel Material/Color
- Bistro/Stadium Table Worksurface Material/ Color
- Bistro/Stadium Table Leg Color
- Leg/Color
- Power

List Price/Grade	Yards	COM/1	2	3	4	5	6	7	8	9	10	L1	L2
Single Upholstery	7.00	\$ 4182	4532	4833	5120	5561	6009	6646	7304	8081	8970	6415	7367
Contrasting Upholstery													
Primary	3.25	4182	4345	4484	4618	4822	5030	5326	5632	5992	6405	5219	5661
Accent	3.75	0	187	349	502	739	979	1320	1672	2089	2565	1196	1706

SOFA, ARMLESS	3793N	66½	27¾	32½	66	19	18¾	N/A	123	45.0
---------------	-------	-----	-----	-----	----	----	-----	-----	-----	------



Front View with 66\"/>

**Description**

- Standard with: Wood Legs and Ganging Hardware
- Available with Contrasting Upholstery ([See Details](#))
- Optional 66\"/>


Must Specify (in this order):

- Model #
- Primary Upholstery
- Accent Upholstery
- Tablet Arm/Metal Attachment Color
- Tablet Arm Surface Material/Color
- Bistro/Stadium Table
- Bistro/Stadium Table Backpanel Material/Color
- Bistro/Stadium Table Worksurface Material/ Color
- Bistro/Stadium Table Leg Color
- Leg/Color
- Power

List Price/Grade	Yards	COM/1	2	3	4	5	6	7	8	9	10	L1	L2
Single Upholstery	6.25	\$ 4665	4978	5246	5503	5896	6296	6865	7453	8146	8940	6659	7509
Contrasting Upholstery													
Primary	3.25	4665	4828	4967	5101	5305	5513	5809	6115	6475	6888	5702	6144
Accent	3.00	0	150	279	402	591	783	1056	1338	1671	2052	957	1365

For ordering options, [see overview at the beginning of this section.](#)

Item	Model No.	Chair Width	Chair Depth	Chair Height	Seat Width	Seat Depth	Seat Height	Arm Height	Ship Wt	Cubic Ft
CORNER UNIT	379-90C	27¾	27¾	32½	19	19	18¾	N/A	79	25.0



Must Specify (in this order):

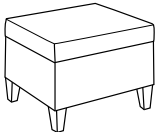
- Model #
- Primary Upholstery
- Accent Upholstery
- Leg/Color

**Description**

- Standard with: Wood Legs and Ganging Hardware
- Available with Contrasting Upholstery ([See Details](#))
- Optional Chrome or Powder Coated Leg ([Color Options](#))

List Price/Grade	Yards	COM/1	2	3	4	5	6	7	8	9	10	L1	L2
Single Upholstery	4.75	\$ 2875	3113	3317	3512	3811	4115	4547	4994	5521	6124	4390	5036
Contrasting Upholstery													
Primary	2.25	2875	2988	3084	3177	3318	3462	3667	3879	4128	4414	3593	3899
Accent	2.50	0	125	233	335	493	653	880	1115	1393	1710	797	1137

SINGLE BENCH	378SB	22¼	26½	18¾	22¼	22¼	18¾	N/A	41	12.0
--------------	-------	-----	-----	-----	-----	-----	-----	-----	----	------



Must Specify (in this order):

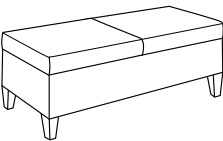
- Model #
- Primary Upholstery
- Accent Upholstery
- Leg/Color

**Description**

- Standard with: Wood Legs and Ganging Hardware
- Available with Contrasting Upholstery ([See Details](#))
- Options: Chrome or Powder Coated Leg ([Color Options](#))

List Price/Grade	Yards	COM/1	2	3	4	5	6	7	8	9	10	L1	L2
Single Upholstery	2.00	\$ 1937	2037	2123	2205	2331	2459	2641	2829	3051	3305	2575	2847
Contrasting Upholstery													
Primary	1.25	1937	2000	2053	2105	2183	2263	2377	2495	2633	2792	2336	2506
Accent	0.75	0	37	70	100	148	196	264	334	418	513	239	341

DOUBLE BENCH	3782DB	44¼	26½	18¾	44½	22¼	18¾	N/A	82	24.0
--------------	--------	-----	-----	-----	-----	-----	-----	-----	----	------



Must Specify (in this order):

- Model #
- Primary Upholstery
- Accent Upholstery
- Leg/Color

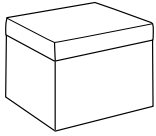
**Description**

- Standard with: Wood Legs and Ganging Hardware
- Available with Contrasting Upholstery ([See Details](#))
- Options: Chrome or Powder Coated Leg ([Color Options](#))

List Price/Grade	Yards	COM/1	2	3	4	5	6	7	8	9	10	L1	L2
Single Upholstery	2.75	\$ 2793	2931	3049	3162	3335	3511	3761	4020	4325	4674	3670	4044
Contrasting Upholstery													
Primary	1.50	2793	2868	2933	2994	3089	3185	3321	3462	3629	3819	3272	3476
Accent	1.25	0	63	116	168	246	326	440	558	696	855	398	568

For ordering options, [see overview at the beginning of this section.](#)

Item	Model No.	Chair Width	Chair Depth	Chair Height	Seat Width	Seat Depth	Seat Height	Arm Height	Ship Wt	Cubic Ft
SINGLE OTTOMAN	379SO	22¼	22¼	18¾	22¼	22¼	18¾	N/A	50	12.0



**Description**

- Standard with: Poly Glides
- Available with Contrasting Upholstery ([See Details](#))
- Optional Black Carpet Casters

Must Specify (in this order):

Model #  
Primary Upholstery  
Accent Upholstery  
Casters

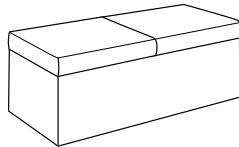
List Price/Grade	Yards	COM/1	2	3	4	5	6	7	8	9	10	L1	L2
Single Upholstery	2.50	\$ 1215	1340	1448	1550	1708	1868	2095	2330	2608	2925	2013	2353
Contrasting Upholstery													
Primary	1.00	1215	1265	1308	1349	1412	1476	1567	1661	1772	1899	1534	1670
Accent	1.50	0	75	140	201	296	392	528	669	836	1026	479	683

**Optional Casters: Specify & Add**



BCC	Black Carpet Casters											\$	N/C
-----	----------------------	--	--	--	--	--	--	--	--	--	--	----	-----

DOUBLE OTTOMAN	3792DO	44¼	26½	18¾	44¼	22¼	18¾	N/A	127	35.0
----------------	--------	-----	-----	-----	-----	-----	-----	-----	-----	------



**Description**

- Standard with: Poly Glides
- Optional Overlay Table in TFL or Veneer
- Available with Contrasting Upholstery ([See Details](#))
- Optional Black Carpet Casters

Must Specify (in this order):

Model #  
Primary Upholstery  
Accent Upholstery  
Overlay Table/Color  
Casters

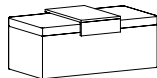
List Price/Grade	Yards	COM/1	2	3	4	5	6	7	8	9	10	L1	L2
Single Upholstery	3.50	\$ 2049	2224	2375	2518	2739	2963	3281	3610	3999	4443	3166	3642
Dual Upholstery													
Primary	1.50	2049	2124	2189	2250	2345	2441	2577	2718	2885	3075	2528	2732
Accent	2.00	0	100	186	268	394	522	704	892	1114	1368	638	910

**Optional Casters: Specify & Add**



BCC	Black Carpet Casters											\$	N/C
-----	----------------------	--	--	--	--	--	--	--	--	--	--	----	-----

**Optional Overlay Table: Specify Code, Finish & Add**



OTBL	Overlay Table								TFL			T\$	544
									Veneer			W\$	586

Item	Model No.	W	D	H	List Price
PURSE HOOK FOR BISTRO/STADIUM TABLE	01-HOOK	2	1¾	2½ <sub>25</sub>	\$ 76



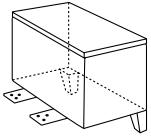
**Description**

- Black Hook Includes Mounting Hardware
- For Use with Bistro/Stadium Table Option
- Field Installed

For ordering options, [see overview at the beginning of this section.](#)



Item	Model No.	W	D	H	Ship Wt	Cubic Ft	List Price
<b>GANGING END TABLE WITH LEGS</b>	378-1626EGT	16	26½	15½	42	9.0	T\$ 896 W\$ 994 S\$ 1666
	378-2226EGT	22	26½	15½	48	10.0	T\$ 921 W\$ 1121 S\$ 1959



Must Specify (in this order):

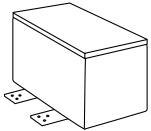
- Model #
- Surface Material
- Finish/Color
- Upholstery
- Leg/Color
- Power

**Description**

- Standard with: Upholstered Chassis, Two Wood Legs, and Ganging Hardware
- Top Features Square Edge Profile with TFL and Veneer Top; Straight Edge Profile with Solid Surface Top
- Choose TFL (T), Veneer (W), or Solid Surface (S) Top
- Available with Contrasting Top and Legs
- Add Upholstery Grade Pricing to Top Material Price
- Optional Chrome or Powder Coated Leg ([Color Options](#)) and Power ([See Locations](#))

Add List Price/Grade	Yards	COM/1	2	3	4	5	6	7	8	9	10	L1	L2
Single Upholstery	1.00	\$ 0	50	93	134	197	261	352	446	557	684	319	455

<b>GANGING END TABLE</b>	378-1626GT	16	26½	10½	42	9.0	T\$ 726 W\$ 822 S\$ 1498
--------------------------	------------	----	-----	-----	----	-----	--------------------------------



Must Specify (in this order):

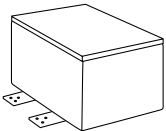
- Model #
- Surface Material
- Finish/Color
- Upholstery
- Power

**Description**

- Standard with: Upholstered Chassis and Ganging Hardware
- Top Features Square Edge Profile with TFL and Veneer Top; Straight Edge Profile with Solid Surface Top
- Choose TFL (T), Veneer (W), or Solid Surface (S) Top
- Add Upholstery Grade Pricing to Top Material Price
- Optional Power ([See Locations](#))

Add List Price/Grade	Yards	COM/1	2	3	4	5	6	7	8	9	10	L1	L2
Single Upholstery	1.00	\$ 0	50	93	134	197	261	352	446	557	684	319	455

<b>GANGING LAMP TABLE</b>	378-2226GT	22	26½	10½	48	10.0	T\$ 767 W\$ 908 S\$ 1804
---------------------------	------------	----	-----	-----	----	------	--------------------------------



Must Specify (in this order):

- Model #
- Surface Material
- Finish/Color
- Upholstery
- Power

**Description**

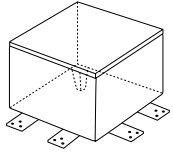
- Standard with: Upholstered Chassis and Ganging Hardware
- Top Features Square Edge Profile with TFL and Veneer Top; Straight Edge Profile with Solid Surface Top
- Choose TFL (T), Veneer (W), or Solid Surface (S) Top
- Add Upholstery Grade Pricing to Top Material Price
- Optional Power ([See Locations](#))

Add List Price/Grade	Yards	COM/1	2	3	4	5	6	7	8	9	10	L1	L2
Single Upholstery	1.00	\$ 0	50	93	134	197	261	352	446	557	684	319	455

T = TFL W = Veneer S = Solid Surface

For ordering options, [see overview at the beginning of this section.](#)

Item	Model No.	W	D	H	Ship Wt	Cubic Ft	List Price
<b>GANGING 90° CORNER TABLE WITH ONE LEG</b>	378-9026CGT	26½	26½	15½	57	11.0	T\$ 1012
							W\$ 1162
							S\$ 2161



Must Specify (in this order):

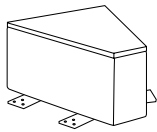
- Model #
- Surface Material
- Finish/Color
- Upholstery
- Leg/Color
- Power

**Description**

- Standard with: Upholstered Chassis, One Wood Leg, and Ganging Hardware
- Top Features Square Edge Profile with TFL and Veneer Top; Straight Edge Profile with Solid Surface Top
- Choose TFL (T), Veneer (W), or Solid Surface (S) Top
- Available with Contrasting Top and Legs
- Add Upholstery Grade Pricing to Top Material Price
- Optional Chrome or Powder Coated Leg ([Color Options](#)) and Power ([See Locations](#))

Add List Price/Grade	Yards	COM/1	2	3	4	5	6	7	8	9	10	L1	L2
Single Upholstery	1.00	\$ 0	50	93	134	197	261	352	446	557	684	319	455

Item	Model No.	W	D	H	Ship Wt	Cubic Ft	List Price
<b>GANGING 45° CORNER TABLE</b>	378-4526CGT	10-24 <sup>13</sup> / <sub>16</sub>	27 <sup>7</sup> / <sub>8</sub>	10½	46	11.0	T\$ 932
							W\$ 1126
							S\$ 2138



Must Specify (in this order):

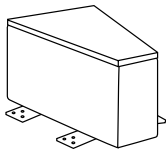
- Model #
- Surface Material
- Finish/Color
- Upholstery
- Power

**Description**

- Standard with: Upholstered Chassis and Ganging Hardware
- Top Features Square Edge Profile with TFL and Veneer Top; Straight Edge Profile with Solid Surface Top
- Choose TFL (T), Veneer (W), or Solid Surface (S) Top
- Add Upholstery Grade Pricing to Top Material Price
- Optional Power ([See Locations](#))

Add List Price/Grade	Yards	COM/1	2	3	4	5	6	7	8	9	10	L1	L2
Single Upholstery	1.00	\$ 0	50	93	134	197	261	352	446	557	684	319	455

Item	Model No.	W	D	H	Ship Wt	Cubic Ft	List Price
<b>GANGING 22.5° CORNER TABLE</b>	378-2226CGT	10-20 <sup>3</sup> / <sub>32</sub>	25 <sup>3</sup> / <sub>8</sub>	10½	48	10.0	T\$ 861
							W\$ 971
							S\$ 1785



Must Specify (in this order):

- Model #
- Surface Material
- Finish/Color
- Upholstery
- Power

**Description**

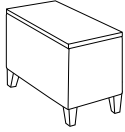
- Standard with: Upholstered Chassis and Ganging Hardware
- Top Features Square Edge Profile with TFL and Veneer Top; Straight Edge Profile with Solid Surface Top
- Choose TFL (T), Veneer (W), or Solid Surface (S) Top
- Add Upholstery Grade Pricing to Top Material Price
- Optional Power ([See Locations](#))

Add List Price/Grade	Yards	COM/1	2	3	4	5	6	7	8	9	10	L1	L2
Single Upholstery	1.00	\$ 0	50	93	134	197	261	352	446	557	684	319	455

T = TFL W = Veneer S = Solid Surface

For ordering options, [see overview at the beginning of this section.](#)

Item	Model No.	W	D	H	Ship Wt	Cubic Ft	List Price
<b>END TABLE</b>	378-1626ET	16	26½	15½	42	11.0	T\$ 926 W\$ 1031 S\$ 1696



Must Specify (in this order):

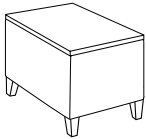
- Model #
- Surface Material
- Finish/Color
- Upholstery
- Leg/Color
- Power

**Description**

- Standard with: Upholstered Chassis and Wood Legs
- Top Features Square Edge Profile with TFL and Veneer Top; Straight Edge Profile with Solid Surface Top
- Choose TFL (T), Veneer (W), or Solid Surface (S) Top
- Available with Contrasting Top and Legs
- Add Upholstery Grade Pricing to Top Material Price
- Optional Chrome or Powder Coated Leg ([Color Options](#)) and Power ([See Locations](#))

Add List Price/Grade	Yards	COM/1	2	3	4	5	6	7	8	9	10	L1	L2
Single Upholstery	1.00	\$ 0	50	93	134	197	261	352	446	557	684	319	455

Item	Model No.	W	D	H	Ship Wt	Cubic Ft	List Price
<b>LAMP TABLE</b>	378-2226ET	22	26½	15½	48.0	12.0	T\$ 971 W\$ 1193 S\$ 2009



Must Specify (in this order):

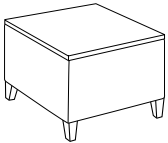
- Model #
- Surface Material
- Finish/Color
- Upholstery
- Leg/Color
- Power

**Description**

- Standard with: Upholstered Chassis and Wood Legs
- Top Features Square Edge Profile with TFL and Veneer Top; Straight Edge Profile with Solid Surface Top
- Choose TFL (T), Veneer (W), or Solid Surface (S) Top
- Available with Contrasting Top and Legs
- Add Upholstery Grade Pricing to Top Material Price
- Optional Chrome or Powder Coated Leg ([Color Options](#)) and Power ([See Locations](#))

Add List Price/Grade	Yards	COM/1	2	3	4	5	6	7	8	9	10	L1	L2
Single Upholstery	1.00	\$ 0	50	93	134	197	261	352	446	557	684	319	455

Item	Model No.	W	D	H	Ship Wt	Cubic Ft	List Price
<b>MAGAZINE TABLE</b>	378-2626MT	26½	26½	15½	57	13.0	T\$ 1028 W\$ 1264 S\$ 2284



Must Specify (in this order):

- Model #
- Surface Material
- Finish/Color
- Upholstery
- Leg/Color
- Power

**Description**

- Standard with: Upholstered Chassis and Ganging Hardware
- Top Features Square Edge Profile with TFL and Veneer Top; Straight Edge Profile with Solid Surface Top
- Choose TFL (T), Veneer (W), or Solid Surface (S) Top
- Available with Contrasting Top and Legs
- Add Upholstery Grade Pricing to Top Material Price
- Optional Chrome or Powder Coated Leg ([Color Options](#)) and Power ([See Locations](#))

Add List Price/Grade	Yards	COM/1	2	3	4	5	6	7	8	9	10	L1	L2
Single Upholstery	1.00	\$ 0	50	93	134	197	261	352	446	557	684	319	455

T = TFL W = Veneer S = Solid Surface

For ordering options, [see overview at the beginning of this section.](#)



The Joy family of seating is both stylish and highly adjustable. Choose from task chairs or stools, mesh or upholstered backs, six arm or armless styles. Find the perfect fit with a back height adjustment, lumbar support, seat slider, and standard or synchro-tilt controls. Joy is rated for up to 400lbs, making this series the go-to for a diverse range of users, as well as a broad range of applications and styles.

### CONSTRUCTION

- Backs are formed with a steel tubular frame with black or white mesh or plywood fully upholstered
- Seats are manufactured of plywood with molded foam, 3" thick in the seat and 1" thick in upholstered backs
- Contoured seat with waterfall edge for ergonomic comfort
- Adjustable backs feature 5-position ratchet adjustment for personalization
- Lumbar adjustment features 4 positions
- Pneumatic lift for simple and easy seat height adjustment
- Synchro tilt control features back tilt, multi-angle and locking recline, tension control
- Seat slider is standard on upholstered back models and optional on mesh back models
- Black polyurethane arms with chrome accent, where applicable
- Black nylon or polished aluminum five star base
- Ships fully assembled
- Rated for up to 400lbs

### HOW TO ORDER EXAMPLES

#### MESH BACK TASK CHAIR

Model No.	Description	Example
853	Mesh Back Color	MBBL
	Primary Upholstery	CF Stinson Nova Spotlight
	Arm	FBC1
	Control	SY
	Base	ALM BASE
	Caster	BHC

#### UPHOLSTERED BACK TASK CHAIR

Model No.	Description	Example
853U	Primary Upholstery	CF Stinson Nova Spotlight
	Accent Upholstery	UF Brisa Original Sand
	Arm	FBC1
	Base	ALM BASE
	Caster	BHC
	Stitch Detail	STD (No)
	Height Adj. Back	HGT ADJ YES

### MESH BACK UPHOLSTERY OPTIONS

Our "Open Market" Joy Seating is available with a pre-selected black fabric or black vinyl.

The seats on all other Mesh Back Task Chairs and Stools are available in a wide variety of graded-in or contract options, including fabric, vinyl, and leather.

### MESH BACK COLOR OPTIONS

MBBL	Black Mesh Back	\$	N/C
MBWH	White Mesh Back	\$	N/C

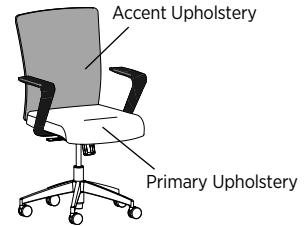
### UPHOLSTERED BACK UPHOLSTERY OPTIONS

Available in single or contrasting upholsteries in a wide variety of graded-in or contract options, including fabric, vinyl, and leather.

#### Single Upholstery



#### Contrasting Upholstery



### UPHOLSTERED BACK STITCH DETAIL

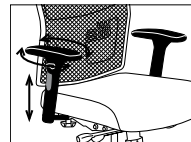
STD	No Stitch Detailing	STD
STITCH YES	Stitch Detailing	\$ N/C

### UPHOLSTERED BACK HEIGHT ADJUSTMENT

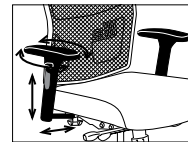
STD	No Height Adjustable Back	STD
HGT ADJ YES	5-Position Adjustable Back	\$ 109

### ARM OPTIONS

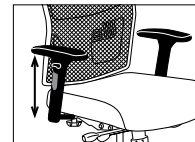
ACT2	Black Height Adjustable T with Sliding Pivot Pads	\$	STD
FBC1	Black Fixed Cantilever	\$	N/C
ACTF2	Black/Chrome Height Adjustable T with Fixed Arm Pads	\$	N/C
ACTF2W	Black/Chrome Height and Width Adjustable T with Fixed Arm Pads	\$	59
ACT2W	Black /Chrome Height and Width Adjustable T with Sliding Pivot Pads	\$	59




ACT2



ACT2W



ACTF2



ACTF2W



FBC1

**MESH BACK TASK CHAIR CONTROL OPTIONS**

SY	Swivel Synchro Tilt Control	STD
SS	Synchro Tilt Control with Seat Slider	\$ 33

**BASE OPTIONS**

BLK BASE	Black Fiberglass Reinforced Nylon Base	STD
ALM BASE	Polished Aluminum Base	\$ 115

**CASTER OPTIONS**

BCC	Black Dual Wheel Carpet Caster	STD
BHC	Black Soft Caster for Hard Surfaces	N/C
BG	Black Glides for All Surfaces	N/C
CHRC	Chrome-Rimmed Hard Surface Caster with Roll Control	\$ 398

**CERTIFICATIONS & COMPLIANCE**

- CAL 117-2013 Compliance
- Intertek Sustainability Certified
- BIFMA level®
- ANSI/BIFMA® Certified
- TSCA Title VI (CARB) Compliance
- US Green Building's LEED® Contribution



Mesh Back Armless: 850  
[\(See Details\)](#)



Mesh Back Armless: 851  
(Open Market)  
[\(See Details\)](#)



Upholstered Back Armless: 850U  
[\(See Details\)](#)



Mesh Back with Arm: 852  
(Open Market)  
[\(See Details\)](#)



Mesh Back with Arm: 853  
[\(See Details\)](#)



Upholstered Back with Arm: 853U  
[\(See Details\)](#)



Mesh Back Armless Stool: 854  
(Open Market)  
[\(See Details\)](#)



Mesh Back Armless Stool: 855  
[\(See Details\)](#)



Upholstered Back Armless Stool: 855U  
[\(See Details\)](#)



Mesh Back with Arm Stool: 856  
(Open Market)  
[\(See Details\)](#)



Mesh Back with Arm Stool: 857  
[\(See Details\)](#)



Upholstered Back with Arm Stool: 857U  
[\(See Details\)](#)

## TASK + SWIVEL SEATING (850 SERIES)

Item	Model No.	Chair Width	Chair Depth	Chair Height	Seat Width	Seat Depth	Seat Height	Arm Height	Ship Wt	Cubic Ft
ARMLESS TASK CHAIR WITH PRE-CONFIGURED UPHOLSTERY	851	20½	23	38-43	20½	20	17-22	-	46	26.4



Open Market Only

Must Specify (in this order):

- Model #
- Mesh Back Color
- Fabric or Vinyl
- Control Option
- Base
- Casters

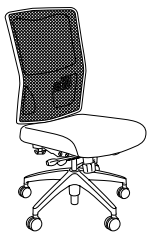
**Description**

- Standard with: Synchro Tilt Control, Adjustable Back Height with Lumbar Support, Black Nylon Base, and Black Carpet Casters
- Rated For Users Up To 400lbs
- Specify Your Choice of [Mesh Back Color](#), See Below Black Fabric or Vinyl on Seat (See Below), [See Control Options](#), [Two Base Options](#), and [Four Caster Options](#)

**Open Market Seat Options:**

SBFI	Black Fabric	\$ 985
SBVI	Black Vinyl	\$ 985

ARMLESS TASK CHAIR	850	20½	23	38-43	20½	20	17-22	-	46	20
--------------------	-----	-----	----	-------	-----	----	-------	---	----	----



Must Specify (in this order):

- Model #
- Mesh Back Color
- Upholstery
- Control Option
- Base
- Casters

**Description**

- Standard with: Synchro Tilt Control, Adjustable Back Height with Lumbar Support, Black Nylon Base, and Black Carpet Casters
- Rated For Users Up To 400lbs
- Specify Your Choice of Seat Upholstery, [Mesh Back Color](#), [See Control Options](#), [Two Base Options](#), and [Four Caster Options](#)

List Price/Grade	COM	1	2	3	4	5	6	7	8	9	10	L1	L2
Single Upholstery	1.00 \$	1318	1370	1414	1457	1522	1588	1682	1780	1894	2026	1648	1789

ARMLESS TASK CHAIR WITH UPHOLSTERED BACK	850U	20½	23	38-43	20½	20	17-22	-	44	20
--	------	-----	----	-------	-----	----	-------	---	----	----



Shown with Optional Back Stitch Detail

Must Specify (in this order):

- Model #
- Primary Upholstery
- Accent Upholstery
- Base
- Casters
- Stitch Detail
- Adjustable Height Back

**Description**

- Standard with: Synchro Tilt Control with Seat Slider, Black Nylon Base, and Black Carpet Casters
- Available with Contrasting Upholsteries
- Optional 4" Stitch Detailing on Back; 7" Down From Top of Back
- Rated For Users Up To 400lbs
- Specify Your Choice of Upholstery, [Two Base Options](#), [Four Caster Options](#), [See Stitch Detailing](#), and [Adjustable Height Back Options](#)

List Price/Grade	COM	1	2	3	4	5	6	7	8	9	10	L1	L2
Single Upholstery	2.25 \$	1396	1513	1612	1709	1855	2004	2215	2436	2692	2989	2139	2456
Contrasting Upholstery													
Primary	1.00 \$	1396	1448	1492	1535	1600	1666	1760	1858	1972	2104	1726	1867
Accent	1.25 \$	0	65	120	174	255	338	455	578	720	885	413	589

For ordering options, [see overview at the beginning of this section.](#)



**TASK + SWIVEL SEATING (850 SERIES)**

Item	Model No.	Chair Width	Chair Depth	Chair Height	Seat Width	Seat Depth	Seat Height	Arm Height	Ship Wt	Cubic Ft
TASK CHAIR WITH ARM WITH PRE-CONFIGURED UPHOLSTERY	852	25½	23	38-43	20½	20	17-22	24½-27	46	20



Open Market Only

Must Specify (in this order):

- Model #
- Mesh Back Color
- Fabric or Vinyl
- Arm
- Control Option
- Base
- Casters

**Description**

- Standard with: Synchro Tilt Control, Adjustable Back Height with Lumbar Support, Black Height Adjustable T Arms with Sliding Pivot Pads, Black Nylon Base, and Black Carpet Casters
- Rated For Users Up To 400lbs
- Specify Your Choice of [Mesh Back Color](#), See Below Black Fabric or Vinyl on Seat (See Below), [See Arm Options](#), [See Control Options](#), [Two Base Options](#), and [Four Caster Options](#)

**Open Market Seat Options:**

SBFI	Black Fabric	\$	1163
SBVI	Black Vinyl	\$	1163

Item	Model No.	Chair Width	Chair Depth	Chair Height	Seat Width	Seat Depth	Seat Height	Arm Height	Ship Wt	Cubic Ft
TASK CHAIR WITH ARM	853	25½	23	38-43	20½	20	17-22	24½-27	46	20



Must Specify (in this order):

- Model #
- Mesh Back Color
- Upholstery
- Arm
- Control Option
- Base
- Casters

**Description**

- Standard with: Synchro Tilt Control, Adjustable Back Height with Lumbar Support, Black Height Adjustable T Arms with Sliding Pivot Pads, Black Nylon Base, and Black Carpet Casters
- Rated For Users Up To 400lbs
- Specify Your Choice of Seat Upholstery, [Mesh Back Color](#), [See Arm Options](#), [See Control Options](#), [Two Base Options](#), and [Four Caster Options](#)

List Price/Grade	COM	1	2	3	4	5	6	7	8	9	10	L1	L2
Single Upholstery	1.00	\$ 1500	1552	1596	1639	1704	1770	1864	1962	2076	2208	1830	1971

Item	Model No.	Chair Width	Chair Depth	Chair Height	Seat Width	Seat Depth	Seat Height	Arm Height	Ship Wt	Cubic Ft
TASK CHAIR WITH ARM AND UPHOLSTERED BACK	853U	25½	23	38-43	20½	20	17-22	24½-27	46	20



Shown with  
FBC1 Arm Option

Must Specify (in this order):

- Model #
- Primary Upholstery
- Accent Upholstery
- Arm
- Base
- Casters
- Stitch Detail
- Adjustable Height Back

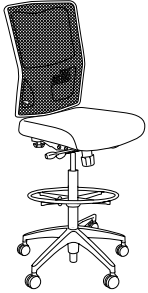
**Description**

- Standard with: Synchro Tilt Control with Seat Slider, Black Height Adjustable T Arms with Sliding Pivot Pads, Black Nylon Base, and Black Carpet Casters
- Available in Contrasting Upholsteries
- Optional 4" Stitch Detailing on Back; 7" Down From Top of Back
- Rated For Users Up To 400lbs
- Specify Your Choice of Upholstery, [See Arm Options](#), [Two Base Options](#), [See Stitch Detailing](#), [Adjustable Height Back Options](#) and [Four Caster Options](#)

List Price/Grade	COM	1	2	3	4	5	6	7	8	9	10	L1	L2
Single Upholstery	2.25	\$ 1622	1739	1838	1935	2081	2230	2441	2662	2918	3215	2365	2682
Contrasting Upholstery													
Primary	1.00	\$ 1622	1674	1718	1761	1826	1892	1986	2084	2198	2330	1952	2093
Accent	1.25	\$ 0	65	120	174	255	338	455	578	720	885	413	589

For ordering options, [see overview at the beginning of this section.](#)

Item	Model No.	Chair Width	Chair Depth	Chair Height	Seat Width	Seat Depth	Seat Height	Arm Height	Ship Wt	Cubic Ft
ARMLESS STOOL WITH PRE-CONFIGURED UPHOLSTERY	854	20½	21	47-57¾	20½	18	24¼-35	-	51	26.5



Open Market Only

Must Specify (in this order):

- Model #
- Mesh Back Color
- Fabric or Vinyl
- Base
- Casters

**Description**

- Standard with: Adjustable Back Height with Lumbar Support, Black Nylon Base, Black Carpet Casters, and 20" Adjustable Chrome Foot Ring
- Foot Ring Has 8" Adjustment Range
- Seat Slider Not Available on Stools
- Rated For Users Up To 400lbs
- Specify Your Choice of [Mesh Back Color](#), See Below Black Fabric or Vinyl on Seat (See Below), [Two Base Options](#), and [Four Caster Options](#)

**Open Market Seat Options:**

SBFI	Black Fabric	\$ 1047
SBVI	Black Vinyl	\$ 1047

ARMLESS STOOL	855	20½	21	47-57¾	20½	18	24¼-35	-	51	26.5
---------------	-----	-----	----	--------	-----	----	--------	---	----	------



Must Specify (in this order):

- Model #
- Mesh Back Color
- Upholstery
- Base
- Casters

**Description**

- Standard with: Adjustable Back Height with Lumbar Support, Black Nylon Base, Black Carpet Casters, and 20" Adjustable Chrome Foot Ring
- Foot Ring Has 8" Adjustment Range
- Seat Slider Not Available on Stools
- Rated For Users Up To 400lbs
- Specify Your Choice of Seat Upholstery, [Mesh Back Color](#), [Two Base Options](#), and [Four Caster Options](#)

List Price/Grade	COM	1	2	3	4	5	6	7	8	9	10	L1	L2
Single Upholstery	0.75	\$ 1383	1422	1455	1487	1536	1586	1656	1730	1815	1914	1631	1736

For ordering options, [see overview at the beginning of this section.](#)

**TASK + SWIVEL SEATING (850 SERIES)**

Item	Model No.	Chair Width	Chair Depth	Chair Height	Seat Width	Seat Depth	Seat Height	Arm Height	Ship Wt	Cubic Ft
ARMLESS STOOL WITH UPHOLSTERED BACK	855U	20½	21	47-57¾	20½	18	24¼-35	-	49	26.5



Shown with Optional Back Stitch Detail

Must Specify (in this order):

- Model #
- Primary Upholstery
- Accent Upholstery
- Base
- Casters
- Stitch Detail
- Adjustable Height Back

**Description**

- Standard with: Black Nylon Base, Black Carpet Casters, and 20" Adjustable Chrome Foot Ring
- Available in Contrasting Upholsteries
- Optional 4" Stitch Detailing on Back; 7" Down From Top of Back
- Foot Ring Has 8" Adjustment Range
- Seat Slider Not Available on Stools
- Rated For Users Up To 400lbs
- Specify Your Choice of Upholstery, [Two Base Options](#), [Four Caster Options](#), [See Back Stitch Detail](#), and [Adjustable Height Back Options](#)

List Price/Grade	COM	1	2	3	4	5	6	7	8	9	10	L1	L2
Single Upholstery	2.00	\$ 1505	1609	1697	1783	1913	2045	2233	2429	2657	2921	2165	2447
Contrasting Upholstery													
Primary	0.75	\$ 1505	1544	1577	1609	1658	1658	1778	1852	1937	2036	1753	1858
Accent	1.25	\$ 0	65	120	174	255	337	455	577	720	885	412	589

STOOL WITH ARM, PRE-CONFIGURED UPHOLSTERY	856	25½	21	47-57¾	20½	18	24¼-35	31¾-42½	51	26.5
---	-----	-----	----	--------	-----	----	--------	---------	----	------



Open Market Only

Must Specify (in this order):

- Model #
- Mesh Back Color
- Fabric or Vinyl
- Arm
- Base
- Casters

**Description**

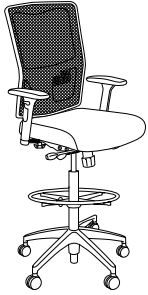
- Standard with: Adjustable Back Height with Lumbar Support, Black Nylon Base, Black Carpet Casters, and 20" Adjustable Chrome Foot Ring
- Foot Ring Has 8" Adjustment Range
- Seat Slider Not Available on Stools
- Rated For Users Up To 400lbs
- Specify Your Choice of [Mesh Back Color](#), See Below Black Fabric or Vinyl on Seat (See Below), [See Arm Options](#), [See Control Options](#), [Two Base Options](#), and [Four Caster Options](#)

**Open Market Seat Options:**

SBFI	Black Fabric	\$	1228
SBVI	Black Vinyl	\$	1228

For ordering options, [see overview at the beginning of this section.](#)

Item	Model No.	Chair Width	Chair Depth	Chair Height	Seat Width	Seat Depth	Seat Height	Arm Height	Ship Wt	Cubic Ft
STOOL WITH ARM	857	25½	21	47-57¾	20½	18	24¼-35	31¾-42½	51	26.5



**Description**

- Standard with: Adjustable Back Height with Lumbar Support, Black Nylon Base, Black Carpet Casters, and 20" Adjustable Chrome Foot Ring
- Foot Ring Has 8" Adjustment Range
- Seat Slider Not Available on Stools
- Rated For Users Up To 400lbs
- Specify Your Choice of Seat Upholstery, [Mesh Back Color](#), [See Arm Options](#), [Two Base Options](#), [See Back Stitch Detail](#), and [Four Caster Options](#)

Must Specify (in this order):

- Model #
- Mesh Back Color
- Upholstery
- Arm
- Base
- Casters

List Price/Grade	COM	1	2	3	4	5	6	7	8	9	10	L1	L2
Single Upholstery	0.75 \$	1563	1602	1635	1667	1716	1766	1836	1910	1995	2094	1811	1916

STOOL WITH ARM AND UPHOLSTERED BACK	857U	25½	21	47-57¾	20½	18	24¼-35	31¾-42½	49	26.5
-------------------------------------	------	-----	----	--------	-----	----	--------	---------	----	------



Shown with  
FBCI Arm Option

**Description**

- Standard with: Black Nylon Base, Black Carpet Casters, and 20" Adjustable Chrome Foot Ring
- Available in Contrasting Upholsteries
- Optional 4" Stitch Detailing on Back; 7" Down From Top of Back
- Foot Ring Has 8" Adjustment Range
- Seat Slider Not Available on Stools
- Rated For Users Up To 400lbs
- Specify Your Choice of Upholstery, [Two Base Options](#), [Four Caster Options](#), [See Back Stitch Detail](#), and [Adjustable Height Back Options](#)

List Price/Grade	COM	1	2	3	4	5	6	7	8	9	10	L1	L2
Single Upholstery	2.00 \$	1731	1835	1923	2009	2139	2271	2459	2655	2883	3147	2391	2673
Contrasting Upholstery													
Primary (Seat)	0.75 \$	1731	1770	1803	1835	1884	1934	2004	2078	2163	2262	1979	2084
Accent (Back)	1.25 \$	0	65	120	174	255	337	455	577	720	885	412	589

Must Specify (in this order):

- Model #
- Primary Upholstery
- Accent Upholstery
- Arm
- Base
- Casters
- Stitch Detail
- Adjustable Height Back

For ordering options, [see overview at the beginning of this section.](#)

Handsome styling with elegant detailing makes Kennerly a mainstay for today's traditional environments. Precisely placed trim nails and button-tufted or plain back models complete the line. Swivels feature swivel-tilt control with pneumatic height adjustment.

### CONSTRUCTION

- Exposed wood components and chair frame are manufactured using European Beech and are free of spirits, discoloration, pits, shakes, and wormholes; base caps are manufactured using select maple
- All chair joints are double-doweled or mortised and tenoned, screwed, and glued for maximum strength and durability
- All seats feature corner blocking
- Frames are individually hand assembled and sanded prior to being finished
- Non-marring nylon glides included in each leg at floor level
- If applicable, caster options include hooded casters available in black, brass and silver or choose black soft casters for hard surfaces
- High Grade Polyurethane Foam, 1½" thick in the seat and back
- Textiles are sewn with double stitch seams
- High quality sinuous springs with weight distribution rods ensure a comfortable seating application
- Seating rated for users up to 275lbs
- Ships fully assembled

### HOW TO ORDER EXAMPLE

Model No.	Description	Example
132TB	Finish	DC
	Upholstery	Cortina Davenport Bark
	Nail Trim	NABRS
	Control	KT
	Casters	BLCS

### WOOD FINISHES

Indiana Furniture uses a multi-step, hand finishing process on all exposed wood frames.

Chairs feature a catalyzed varnish finish which offers durability, lasting beauty, and resistance to normal wear.

AW	Artisan Walnut	MAS	Mesa Sunset*
AS	Asian Night	MTS	Metropolis Sky
BW	Beigewood*	MNR	Midnight Run
BL	Black	NTM	Natural Marrone*
CO	Columbian Walnut	ORW	Oak Riftwood*
DC	Dark Cherry	PNW	Pinnacle Walnut
DFW	Dark Forest Walnut*	PTK	Portico Teak*
WH	Designer White	RC	River Cherry*
EF	Espresso	SCH	Select Cherry
FO	Fawn Oak*	SPW	Sepia Walnut*
FLW	Florence Walnut*	SKC	Shaker Cherry
GC	Golden Cherry	SBP	Smoky Brown Pear*
HW	Harvest Walnut	TK	Studio Teak
HNW	Henna Walnut	SM	Sugar Maple
KHE	Kirsche	WTA	Weathered Ash*
LW	Legacy Walnut	WNB	White Nebbia
MW	Mahogany Walnut	WC	Williamsburg Cherry

\* Finish is Low Sheen

### UPHOLSTERY OPTIONS

Available in single upholstery in a wide variety of graded-in or contract options, including fabric, vinyl, and leather.

### NAIL TRIM OPTIONS

NABRS	Brass Nail Trim	STD
NSLVR	Silver Nail Trim	\$ N/C
NONT	No Nail Trim	\$ N/C

### CONTROL OPTIONS (IF APPLICABLE)

STD	Swivel-Tilt with Adjustable Tension Spring	STD
KT	Knee-Tilt Control	\$ 289

### CASTER OPTIONS (IF APPLICABLE)

BRCS	Brass Hooded Casters	STD
BLCS	Black Hooded Casters	\$ N/C
SLCS	Silver Hooded Casters	\$ N/C
BHC	Black Soft Caster for Hard Surfaces	\$ N/C


*(Available on 132TB and 132 only)*

### GLIDE OPTIONS (FOR MODELS WITHOUT CASTERS)


STD	Nylon Glides	STD
FELT	Felt Glides	\$ N/C

### CERTIFICATIONS & COMPLIANCE


- CAL 117-2013 Compliance
- Intertek Sustainability Certified
- BIFMA level® Certified
- BIFMA Compliant® Certified
- TSCA Title VI (CARB) Compliance
- US Green Building's LEED® Contribution




Tufted High Back  
Swivel:  
132TB  
[\(See Details\)](#)




Tufted High Back  
Guest:  
136TB  
[\(See Details\)](#)



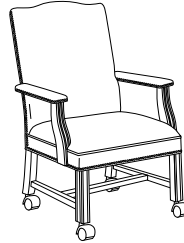
Tufted High Back on  
Casters:  
138TB  
[\(See Details\)](#)



High Back  
Swivel:  
132  
[\(See Details\)](#)




High Back  
Guest:  
136  
[\(See Details\)](#)



High Back on  
Casters:  
138  
[\(See Details\)](#)

Item	Model No.	Chair Width	Chair Depth	Chair Height	Seat Width	Seat Depth	Seat Height	Arm Height	Ship Wt	Cubic Ft
TUFTED HIGH BACK SWIVEL	132TB	27	26	40-43	21	18	16-20	27-30	72	20



### Description

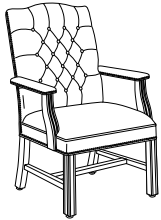
- Standard with: Swivel Tilt Control with Adjustable Tension, Pneumatic Height Adjustment, Tufted Back, Brass Nail Trim, 5-Star Base with Decorative Hardwood Caps, and Brass Hooded Dual Wheel Casters
- Additional Options: [See Nail Trim Options](#), [Knee-Tilt Control Option](#), and [Four Casters Options](#)

List Price/Grade	Yards	COM/1	2	3	4	5	6	7	8	9	10	L1	L2
Single Upholstery	3.00	\$ 2486	2636	2765	2888	3077	3269	3542	3824	4157	4538	3443	3851

### Must Specify (in this order):

Model #  
Finish  
Upholstery  
Nail Trim  
Control  
Caster

TUFTED HIGH BACK GUEST	136TB	26½	27½	41½	21¼-19½	17¾	18	28	44	23.4
------------------------	-------	-----	-----	-----	---------	-----	----	----	----	------



### Description

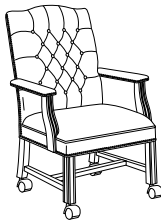
- Standard with: Tufted Back, Brass Nail Trim, and Nylon Glides
- Seat is Slightly Wider in Front
- [See Nail Trim Options](#)

List Price/Grade	Yards	COM/1	2	3	4	5	6	7	8	9	10	L1	L2
Single Upholstery	3.00	\$ 2152	2302	2431	2554	2743	2935	3208	3490	3823	4204	3109	3517

### Must Specify (in this order):

Model #  
Finish  
Upholstery  
Nail Trim  
Glide

TUFTED HIGH BACK GUEST ON CASTERS	138TB	26½	27½	41½	21¼-19½	17¾	18	28	44	23.4
-----------------------------------	-------	-----	-----	-----	---------	-----	----	----	----	------



### Description

- Standard with: Tufted Back, Brass Nail Trim, and Brass Hooded Dual Wheel Casters
- Seat is Slightly Wider in Front
- Additional Options: [See Nail Trim Options](#) and [Four Casters Options](#)


List Price/Grade	Yards	COM/1	2	3	4	5	6	7	8	9	10	L1	L2
Single Upholstery	3.00	\$ 2222	2372	2501	2624	2813	3005	3278	3560	3893	4274	3179	3587

### Must Specify (in this order):

Model #  
Finish  
Upholstery  
Nail Trim  
Caster

For ordering options, [see overview at the beginning of this section.](#)

Item	Model No.	Chair Width	Chair Depth	Chair Height	Seat Width	Seat Depth	Seat Height	Arm Height	Ship Wt	Cubic Ft
HIGH BACK SWIVEL	132	27	26	40-43	21	18	16-20	27-30	72	20



**Description**

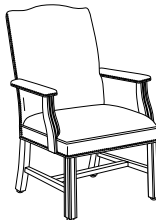
- Standard with: Swivel Tilt Control with Adjustable Tension, Pneumatic Height Adjustment, Brass Nail Trim, 5-Star Base with Decorative Hardwood Caps, and Brass Hooded Dual Wheel Casters
- Additional Options: [See Nail Trim Options](#), [Knee-Tilt Control Option](#), and [Four Casters Options](#)

List Price/Grade	Yards	COM/1	2	3	4	5	6	7	8	9	10	L1	L2
Single Upholstery	2.50	\$ 2307	2432	2540	2642	2800	2960	3187	3422	3700	4017	3105	3445

Must Specify (in this order):

- Model #
- Finish
- Upholstery
- Nail Trim
- Control
- Caster

HIGH BACK GUEST	136	26½	27½	41½	21¼-19⅞	17⅞	18	28	44	23.4
-----------------	-----	-----	-----	-----	---------	-----	----	----	----	------



**Description**

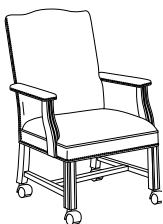
- Standard with: Brass Nail Trim and Nylon Glides
- Seat is Slightly Wider in Front
- [See Nail Trim Options](#)

List Price/Grade	Yards	COM/1	2	3	4	5	6	7	8	9	10	L1	L2
Single Upholstery	2.50	\$ 1967	2092	2200	2302	2460	2620	2847	3082	3360	3677	2765	3105

Must Specify (in this order):

- Model #
- Finish
- Upholstery
- Nail Trim

HIGH BACK GUEST ON CASTERS	138	26½	27½	41½	21¼-19⅞	17⅞	18	28	44	23.4
----------------------------	-----	-----	-----	-----	---------	-----	----	----	----	------



**Description**

- Standard with: Brass Nail Trim and Brass Hooded Dual Wheel Casters
- Seat is Slightly Wider in Front
- Additional Options: [See Nail Trim Options](#) and [Four Casters Options](#)

List Price/Grade	Yards	COM/1	2	3	4	5	6	7	8	9	10	L1	L2
Single Upholstery	2.50	\$ 2037	2162	2270	2372	2530	2690	2917	3152	3430	3747	2835	3175

Must Specify (in this order):

- Model #
- Finish
- Upholstery
- Nail Trim
- Caster

For ordering options, [see overview at the beginning of this section.](#)



A modern collection designed to address a wide range of applications for today’s social workplaces and community spaces. KickStart’s flexible lounge and table offerings combine with collaborative elements to create inviting spaces for people to gather, work, re-energize, and learn.

The collection’s classic forms and refined scale are enhanced through precise details, tailored upholstery and a horizontal stitch detail. Two back styles, with or without a pillow, combine with upholstery options to create a versatile aesthetic ranging from sophisticated to casual.

**CONSTRUCTION**

- Internal wood components and frame are manufactured using Baltic Birch and European Beech
- Frames are individually hand assembled, and all chair joints are mortised and tenoned, screwed and glued for maximum strength and durability
- Metal legs are 9”H and are available in Aluminum or Chrome
- Non-marring Nylon Glides included in each leg at floor level
- High Grade Polyurethane Foam, 3½” thick in the seat and 2” thick in the back
- Optional Accent Pillow Backs, measuring 22½” x 3¼” x 13½” are attached with a nylon hook and loop material
- Modular units and tables connect using pre-installed metal ganging brackets
- Upholstered units ship fully assembled, while tables may require some assembly
- Tablet Arm surface measures 10” x 14” x 1”
- Tablet Arm surface and Tables feature Square edge profile
- Seating rated for users up to 275lbs

**HIGH SURROUND UPHOLSTERY OPTIONS**

To ensure a proper fit and finish on the High Surround feature of the KickStart models, we will require upholsteries to fit within a specific range of stretch. To make specification easier for you, we have pre-approved upholsteries for the High Surround feature. These are included on the [Stinson Revive Card](#) and [Momentum Kickstart Card](#) and can be found at [www.IndianaFurniture.com](http://www.IndianaFurniture.com). They include:

- |                   |                    |                 |
|-------------------|--------------------|-----------------|
| Ace (GR4)         | Drift (GR6)        | Outlander (GR4) |
| Artisan (GR3)     | Ego (GR1)          | Ritz (GR4)      |
| Baxter (GR4)      | Harrison (GR5)     | Sarto (GR5)     |
| Blip (GR3)        | Highlight (GR4)    | Scatter (GR1)   |
| Bryant Park (GR3) | Inside Track (GR4) | Shift (GR4)     |
| Carson CV (GR1)   | Lorelai (GR6)      | Sprint (GR3)    |
| Crespo (GR1)      | Moby (GR3)         |                 |
| Cush (GR3)        | Nestle (GR1)       |                 |

All other upholsteries need approval prior to application. See the [Approval Form](#) for more information.

**HOW TO ORDER EXAMPLE**

**UPHOLSTERED MODELS**

Model No.	Description	Example
550H	Primary Upholstery	Mayer Fedora Fawn
	High Surround Upholstery	CF Stinson Outlander Acorn
	Accent Pillow Upholstery (if applicable)	Mayer Fedora Light Grey
	Leg Color	CHRM
	Tablet Arm Material/Location (if applicable)	TL
	Tablet Arm Color (if applicable)	WTA
	Power/Color/Location (if applicable)	ECSL

**TABLES**

Model No.	Description	Example
550-2426GT	Table Color/Finish	WTA
	Leg Color	CHRM
	Power/Color/Location	PWRUSBA

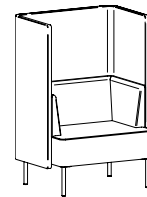
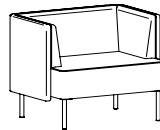
**UPHOLSTERY RECOMMENDATIONS**

Available in single or contrasting upholsteries in a wide variety of graded-in or contract options, including fabric, vinyl, and leather.

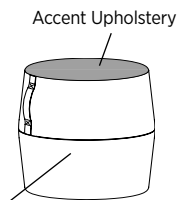
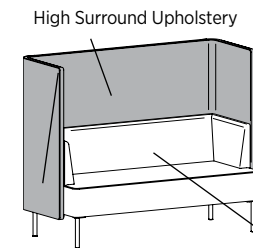
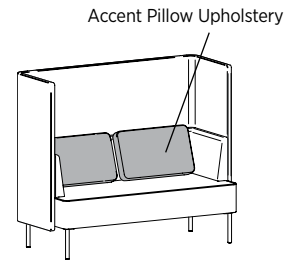
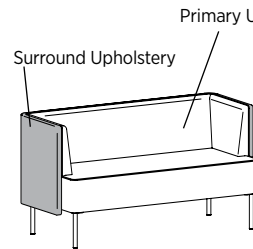
The use of upholstery patterns and stripes is highly discouraged as they may result in alignment issues.

**SINGLE AND CONTRASTING UPHOLSTERY OPTIONS**

**Single Upholstery**



**Contrasting Upholstery**



### LEG OPTIONS

Must specify leg color.

- ALUM Aluminum Legs
- CHRM Chrome Legs

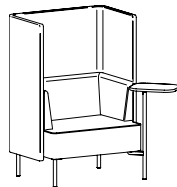
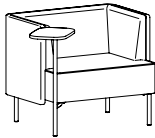
#### For Bistro Tables

- ALUM Aluminum Legs STD
- CHRM Chrome Legs \$ 104

### TABLET ARM OPTIONS

*Note: Specified by Facing the Chair*

- TR TFL Tablet, Right \$ 618
- PR HPL Tablet, Right \$ 740
- WR Veneer Tablet, Right \$ 740
- TL TFL Tablet, Left \$ 618
- PL HPL Tablet, Left \$ 740
- WL Veneer Tablet, Left \$ 740



### TFL (T) AND HPL (P) LAMINATE OPTIONS

#### WOODGRAIN

- |                     |                        |
|---------------------|------------------------|
| AS Asian Night      | PNW Pinnacle Walnut    |
| BW Beigewood        | PTK Portico Teak       |
| CO Columbian Walnut | RC River Cherry        |
| EF Espresso         | SCH Select Cherry^     |
| FLW Florence Walnut | SPW Sepia Walnut       |
| GC Golden Cherry^   | SKC Shaker Cherry      |
| KHE Kirsche         | SBP Smoky Brown Pear   |
| MW Mahogany Walnut^ | TK Studio Teak         |
| MNR Midnight Run    | SM Sugar Maple         |
| NTM Natural Marrone | WTA Weathered Ash      |
| ORW Oak Riftwood    | WNB White Nebbia       |
|                     | WC Williamsburg Cherry |

^ Color is available in HPL only

#### SOLID

- |                   |                  |
|-------------------|------------------|
| BL Black          | FHG Fashion Grey |
| WH Designer White | SG Slate Grey    |

### veneer (W) OPTIONS

Veneer tops feature UVAdvantage, an ultra-violet finish, on all exposed surfaces by utilizing roll-coat UV technology.

- |                        |                        |
|------------------------|------------------------|
| AW Artisan Walnut      | MW Mahogany Walnut     |
| AS Asian Night         | MAS Mesa Sunset*       |
| CO Columbian Walnut    | MTS Metropolis Sky     |
| DC Dark Cherry         | PNW Pinnacle Walnut    |
| DFW Dark Forest Walnut | ORW Oak Riftwood*      |
| EW Espresso            | SCH Select Cherry      |
| FO Fawn Oak*           | SKC Shaker Cherry      |
| GC Golden Cherry       | SM Sugar Maple         |
| HW Harvest Walnut      | WTA Weathered Ash*     |
| HNW Henna Walnut       | WC Williamsburg Cherry |
| LW Legacy Walnut       |                        |

\* Finish is Low Sheen

### POWER OPTIONS

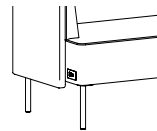
*Note: Specified by Facing the Chair*

Power locations for lounge units are located 1 1/4" up from the glide and 3 1/2" in from the outside of the arm. For modular units, the power is located 1 1/4" up from the glide and 4" in from the outside of the unit.

Up to two (2) ECA power ports may be used in each upholstered unit. ECA Power port comes with one (1) outlet and two (2) USB

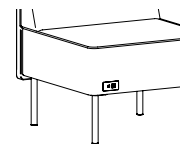
- |       |                                       |         |
|-------|---------------------------------------|---------|
| ECSL  | ECA Cove, Left Port, Silver           | \$ 942  |
| ECSR  | ECA Cove, Right Port, Silver          | \$ 942  |
| ECSLR | ECA Cove, Left and Right Port, Silver | \$ 1884 |
| ECBL  | ECA Cove, Left Port, Black            | \$ 942  |
| ECBR  | ECA Cove, Right Port, Black           | \$ 942  |
| ECBLR | ECA Cove, Left and Right Port, Black  | \$ 1884 |

**Standard Upholstered Units** offer power ports on left and/or right side of unit

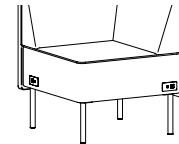


Power installed on left and/or right side

**Modular Upholstered Units** offer power ports on front left and/or front right of unit



Power installed on front left (shown) and/or front right

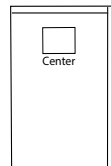


Power for Corner Units is installed on front left and/or front right

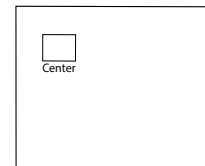
### Modular Ganging Tables:

*Note: Does Not Include Bistro Tables*

- |             |  |        |
|-------------|--|--------|
| EPWRUSBA    | ECA Cove, Aluminum                                       | \$ 854 |
| EPWRUSBB    | ECA Cove, Black  | \$ 854 |
| 01-DOCK950W | Dock 950 Wireless Charger, White, Specify Location       | \$ 256 |
| 01-DOCK950B | Dock 950 Wireless Charger, Black, Specify Location       | \$ 256 |
| 01-DOCK150W | Dock 150 Wireless & USB Charger, White, Specify Location | \$ 391 |
| 01-DOCK150B | Dock 150 Wireless & USB Charger, Black, Specify Location | \$ 391 |



Power installation in In-Line/End Tables

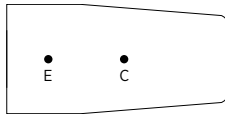


Power Installation in Corner Tables

## POWER OPTIONS - ECA COVE CONTINUED

### Media Table:

01-DUOBEZELW	Duo Bezel, White, Specify Location	\$ 652
01-DUOBEZELB	Duo Bezel, Black, Specify Location	\$ 652
01-DUOBEZELS	Duo Bezel, Silver, Specify Location	\$ 652
01-TRIOBEZELW	Trio Bezel, White, Specify Location	\$ 700
01-TRIOBEZELB	Trio Bezel, Black, Specify Location	\$ 700
01-TRIOBEZELS	Trio Bezel, Silver, Specify Location	\$ 700
01-DOCK950W	Dock 950 Wireless Charger, White, Specify Location	\$ 256
01-DOCK950B	Dock 950 Wireless Charger, Black, Specify Location	\$ 256
01-DOCK150W	Dock 150 Wireless & USB Charger, White, Specify Location	\$ 391
01-DOCK150B	Dock 150 Wireless & USB Charger, Black, Specify Location	\$ 391



Power locations for Media Table are  
End, Center, or End and Center

**E = End C = Center EC = End and Center**


E = 12" from monitor end  
C = Centered



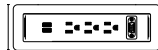
DOCK950



DOCK150



Duo Bezel



Trio Bezel

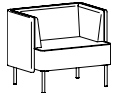


ECA Cove

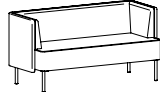
## CERTIFICATIONS & COMPLIANCE

- CAL 117-2013 Compliance
- Intertek Sustainability Certified
- BIFMA level® Certified
- BIFMA Compliant® Certified
- TSCA Title VI (CARB) Compliance
- US Green Building's LEED® Contribution

## Standard Components



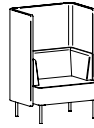
Club Chair:  
550  
[\(See Details\)](#)



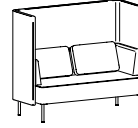
Settee:  
5502  
[\(See Details\)](#)



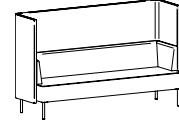
Sofa:  
5503  
[\(See Details\)](#)



Club Chair with High Surround:  
550H  
[\(See Details\)](#)



Settee with High Surround: 5502H  
(Shown with optional pillows)  
[\(See Details\)](#)



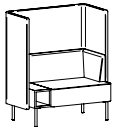
Sofa with High Surround: 5503H  
[\(See Details\)](#)



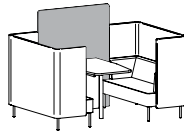
Pouffe:  
550-1617PF  
[\(See Details\)](#)

Booth Settee with High Surround:  
5502HR (Right)  
5502HL (Left)  
[\(See Details\)](#)

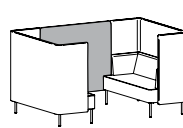
Booth Sofa with High Surround:  
5503HR (Right)  
5503HL (Left)  
[\(See Details\)](#)



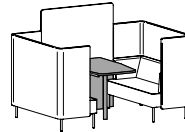
Club Nook with High Surround:  
550HNR (Right)  
550HNL (Left)  
[\(See Details\)](#)



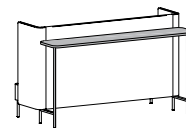
High Surround Center Panel:  
5560HP (TFL)  
5560HPV (Veneer)  
5560HPU (Upholstered)  
[\(See Details\)](#)



Low Surround Center Panel:  
5540HP (TFL)  
5540HPV (Veneer)  
5540HPU (Upholstered)  
[\(See Details\)](#)



Media Peninsula:  
550-3072MPS (TFL)  
550-3072MPSH (HPL)  
550-3072MPSV (Veneer)  
550-3048MPS (TFL)  
550-3048MPSH (HPL)  
550-3048MPSV (Veneer)  
[\(See Details\)](#)



Bistro Table:  
550-1681BT (TFL)  
550-1681BTH (HPL)  
550-1681BTV (Veneer)  
550-1657BT (TFL)  
550-1657BTH (HPL)  
550-1657BTV (Veneer)  
[\(See Details\)](#)

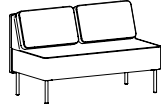


Purse Hook:  
01-HOOK  
[\(See Details\)](#)

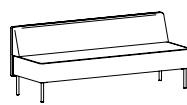
## Modular Components



Modular Club Chair: 550N  
[\(See Details\)](#)



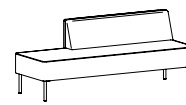
Modular Settee: 5502N  
(Shown with optional pillows)  
[\(See Details\)](#)




Modular Sofa: 5503N  
[\(See Details\)](#)




Modular Chaise Settee:  
5502CR (Right)  
5502CL (Left)  
[\(See Details\)](#)




Modular Chaise Sofa:  
5503CR (Right)  
5503CL (Left)  
[\(See Details\)](#)




Modular Corner Unit:  
550-90C  
[\(See Details\)](#)




Modular Club Chair with High Surround: 550NH  
[\(See Details\)](#)




Modular Settee with High Surround: 5502NH  
[\(See Details\)](#)



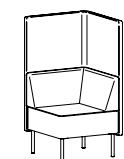
Modular Sofa with High Surround: 5503NH  
[\(See Details\)](#)




Modular Chaise Settee with High Surround:  
5502CHR (Right)  
5502CHL (Left)  
[\(See Details\)](#)



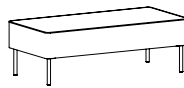
Modular Chaise Sofa with High Surround:  
5503CHR (Right)  
5503CHL (Left)  
[\(See Details\)](#)



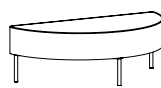
Modular Corner Unit with High Surround: 550-90CH  
[\(See Details\)](#)



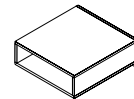
Ottoman:  
550-2424OT  
[\(See Details\)](#)



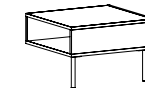
Bench:  
550-5024RT  
[\(See Details\)](#)



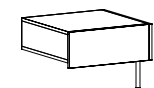
Half Round Bench:  
550-5024HR  
[\(See Details\)](#)



In-Line Table:  
550-2426GT (TFL)  
550-2426GTH (HPL)  
550-2426GTV (Veneer)  
550-1826GT (TFL)  
550-1826GTH (HPL)  
550-1826GTV (Veneer)  
[\(See Details\)](#)

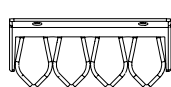
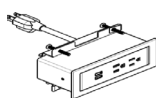


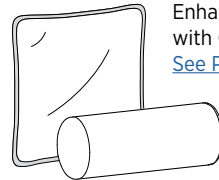
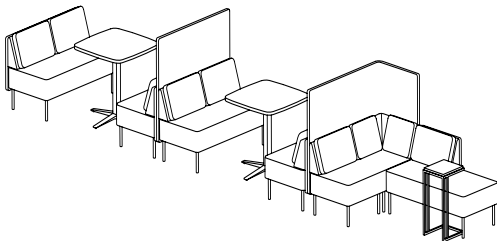
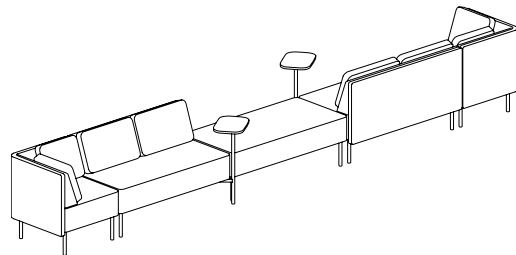
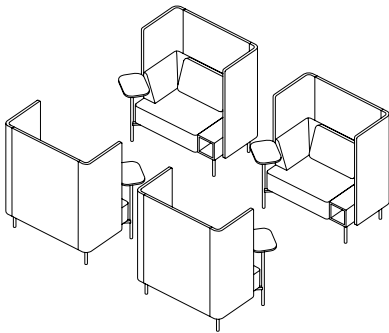
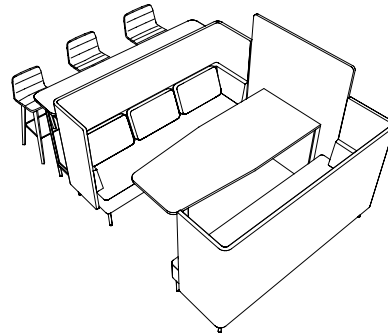
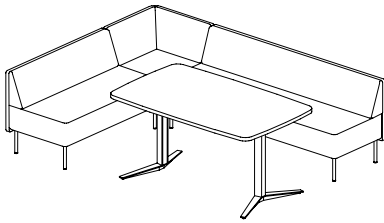
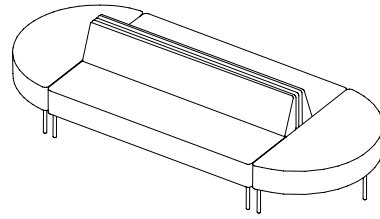
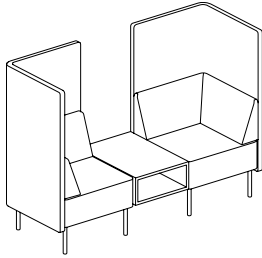
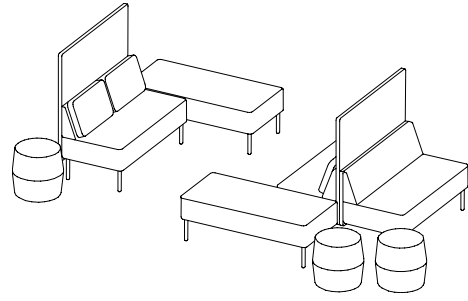
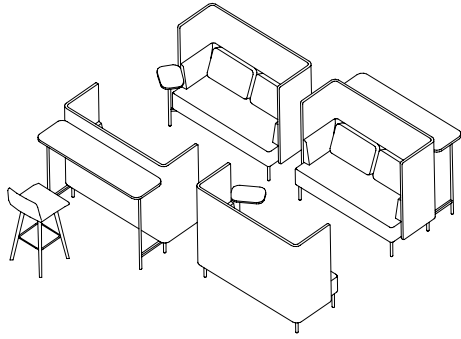
End Table:  
550-2426ET (TFL)  
550-2426ETH (HPL)  
550-2426ETV (Veneer)  
550-1826ET (TFL)  
550-1826ETH (HPL)  
550-1826ETV (Veneer)  
[\(See Details\)](#)



Corner Table:  
550-9026CGT (TFL)  
550-9026CGTH (HPL)  
550-9026CGTV (Veneer)  
[\(See Details\)](#)

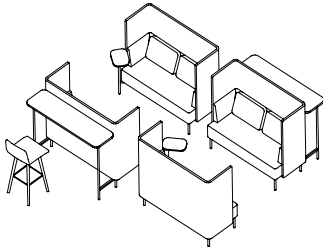
## Power + Accessories





Enhance your space  
with Cush Pillows.  
[See Product Details.](#)

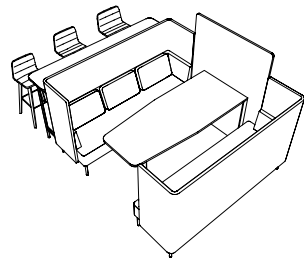
Item	Model No.	Width	Depth	Height	Ship Wt	Cubic Ft	List Price
HIGH SURROUNDS AND BISTRO TABLES	550-1	126	152	49	665	277.6	28679



CONSISTS OF:		QTY		
5502H	2	Settee with High Surround (Gr 1) Shown with Optional Pillows	\$	12538
5502H	1	Settee with High Surround (Gr 1) Shown with Optional Pillows and HPL Tablet Arm, Left	\$	6269
5502H	1	Settee with High Surround (Gr 1) Shown with Optional Pillows and HPL Tablet Arm, Right	\$	6269
550-1657BTH	2	Bistro Table, HPL with Aluminum Leg	\$	2220
NAS-1C	1	Natta Stool (Gr 1)	\$	1383

Products are available as left or right and with other features, where applicable  
 Width includes 12" between settees and Depth includes 48" between facing settees  
 Grade 1 single upholstery and standard aluminum table leg pricing  
 List prices do not include optional pillows or tablet arm

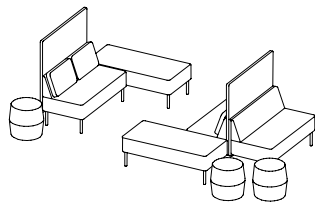
HIGH SURROUND BOOTH AND BISTRO TABLE	550-2	116 ½	81	60	623	252.8	19870
--------------------------------------	-------	-------	----	----	-----	-------	-------



CONSISTS OF:		QTY		
5503HL	1	Booth Sofa with High Surround, Left (Gr 1) Shown with Optional Pillows	\$	8059
5503HR	1	Booth Sofa with High Surround, Right (Gr 1) Shown with Optional Pillows	\$	8059
5560HPU	1	Upholstered High Surround Center Panel for Media Table (Gr 1)	\$	1042
550-3072MPS	1	Media Peninsula, TFL	\$	1716
550-1681BT	1	Bistro Table, TFL with Aluminum Leg	\$	994

Products are available as left or right and with other features, where applicable  
 Grade 1 with standard metal leg pricing  
 List prices do not include optional pillows

SETTEE + BENCHES + POUFFES	550-4	156	96	49	264	178.4	16238
----------------------------	-------	-----	----	----	-----	-------	-------

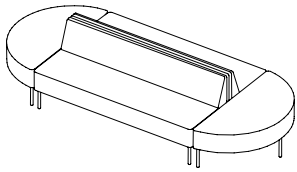


CONSISTS OF:		QTY		
5502N	1	Modular Settee (Gr 1)	\$	3255
550-1617PF	3	Pouffe (Gr 1)	\$	2217
5502NH	2	Modular Settee with High Surround Shown with Optional Pillows	\$	7396
550-5024RT	2	Modular Bench (Gr 1)	\$	3370

Products are available as left or right and with other features, where applicable  
 Grade 1 with standard metal leg pricing  
 List prices do not include optional pillows

For ordering options, [see overview at the beginning of this section.](#)

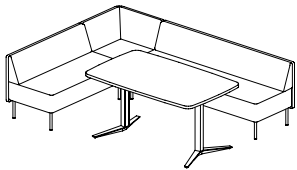
Item	Model No.	Width	Depth	Height	Ship Wt	Cubic Ft	List Price
OVAL SHAPED UNIT	550-5	120	50	29 1/8	242	224.6	\$ 10784



CONSISTS OF:		QTY			
5503N	2	Modular Sofa (Gr 1)		\$	7984
550-5024HR	2	Modular Half Round Bench (Gr 1)		\$	2800

Products are available as left or right and with other features, where applicable  
Grade 1 with standard metal leg pricing

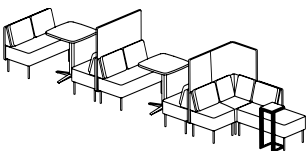
L GROUP WITH TABLE	550-10	96	72	29 1/8	354	147.9	\$ 12517
--------------------	--------	----	----	--------	-----	-------	----------



CONSISTS OF:		QTY			
5503N	1	Modular Sofa (GR 1)		\$	3992
550-90C	1	Modular Corner Unit (Gr 1)		\$	2883
5502N	1	Modular Settee (Gr 1)		\$	3255
86-3660SMT	1	Tri-One Soft Rectangle Meeting Table, TFL, Square Edge		\$	768
08-2828YLG72	1	Tri-One Y Base		\$	1619

Products are available as left or right and with other features, where applicable  
Grade 1 with standard metal leg pricing

CAFE GROUPING	550-13	168	48	49	730	404.6	\$ 27508
---------------	--------	-----	----	----	-----	-------	----------




CONSISTS OF:		QTY			
5502NH	2	Modular Settee with High Surround (Gr 1) Shown with Optional Pillows		\$	7396
5502N	2	Modular Settee (Gr 1) Shown with Optional Pillows		\$	6510
86-3030SSQ	2	Tri-One Soft Square Meeting Top, TFL		\$	968
08-2030SXB	2	X Base, Aluminum		\$	2200
550NH	1	Modular Club Chair (Gr 1) Shown with Optional Pillows		\$	2804
550-90CH	1	Modular Corner Unit with High Surround (Gr 1) Shown with Optional Pillows		\$	3407
5502CL	1	Modular Chaise Settee, Left (Gr 1) Shown with Optional Pillows		\$	2968
410-1412AT	1	Jot Auxillary Table, TFL		\$	1255

Products are available as left or right and with other features, where applicable  
Grade 1 with standard metal leg pricing  
List prices do not include optional pillows

For ordering options, [see overview at the beginning of this section.](#)

Item	Model No.	Chair Width	Chair Depth	Chair Height	Seat Width	Seat Depth	Seat Height	Arm Height	Ship Wt	Cubic Ft
CLUB CHAIR	550	33	26¼	29⅝	24	18¾	17½	29⅝	80	24



**Description**

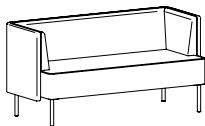
- Available with Contrasting Upholstery ([See Details](#))
- Select Aluminum (ALUM) or Chrome (CHRM) Legs; Must Specify Leg Color
- For Optional Pillow Back; Add Pillow Pricing Below and [See Pillow Upholstery Options](#)
- Additional Options: [Tablet Arm Options](#), and [Power Locations](#)

Must Specify (in this order):

- Model #
- Primary Upholstery
- Surround Upholstery
- Pillow Upholstery
- Leg Color
- Tablet Arm
- Tablet Color
- Power

List Price/Grade	Yards	COM/1	2	3	4	5	6	7	8	9	10	L1	L2
Single Upholstery	5.25	\$ 3297	3560	3785	4001	4331	4667	5145	5639	6221	6888	4972	5686
Contrasting Upholstery													
Primary	3.00	\$ 3297	3447	3576	3699	3888	4080	4353	4635	4968	5349	4254	4662
Surround	2.25	\$ 0	113	209	302	443	587	792	1004	1253	1539	718	1024
Optional Pillow (1)	1.25	\$ 288	351	404	456	534	614	728	846	984	1143	687	857

**SETTEE**



5502	57	26¼	29⅝	48	18¾	17½	29⅝	103	43.2
------	----	-----	-----	----	-----	-----	-----	-----	------

**Description**

- Available with Contrasting Upholstery ([See Details](#))
- Select Aluminum (ALUM) or Chrome (CHRM) Legs; Must Specify Leg Color
- For Optional Pillow Back; Add Pillow Pricing Below and [See Pillow Upholstery Options](#)
- Additional Options: [Tablet Arm Options](#), and [Power Locations](#)

Must Specify (in this order):

- Model #
- Primary Upholstery
- Surround Upholstery
- Pillow Upholstery
- Leg Color
- Tablet Arm
- Tablet Color
- Power

List Price/Grade	Yards	COM/1	2	3	4	5	6	7	8	9	10	L1	L2
Single Upholstery	7.25	\$ 4782	5145	5456	5754	6210	6674	7334	8016	8820	9741	7095	8081
Contrasting Upholstery													
Primary	4.50	\$ 4782	5007	5201	5385	5669	5957	6366	6789	7289	7860	6218	6830
Surround	2.75	\$ 0	138	255	369	541	717	968	1227	1531	1881	877	1251
Optional Pillows (2)	1.50	\$ 525	600	665	726	821	917	1053	1194	1361	1551	1004	1208

**SOFA**



5503	81	26¼	29⅝	72	18¾	17½	29⅝	130	69.1
------	----	-----	-----	----	-----	-----	-----	-----	------

**Description**

- Available with Contrasting Upholstery ([See Details](#))
- Select Aluminum (ALUM) or Chrome (CHRM) Legs; Must Specify Leg Color
- For Optional Pillow Back; Add Pillow Pricing Below and [See Pillow Upholstery Options](#)
- Additional Options: [Tablet Arm Options](#), and [Power Locations](#)

Must Specify (in this order):


- Model #
- Primary Upholstery
- Surround Upholstery
- Pillow Upholstery
- Leg Color
- Tablet Arm
- Tablet Color
- Power

List Price/Grade	Yards	COM/1	2	3	4	5	6	7	8	9	10	L1	L2
Single Upholstery	8.75	\$ 6562	7000	7376	7735	8286	8846	9642	10465	11436	12547	9353	10543
Contrasting Upholstery													
Primary	5.25	\$ 6562	6825	7050	7266	7596	7932	8410	8904	9486	10153	8237	8951
Surround	3.50	\$ 0	175	326	469	690	914	1232	1561	1950	2394	1116	1592
Optional Pillows (3)	2.00	\$ 775	875	961	1043	1169	1297	1479	1667	1889	2143	1413	1685

For ordering options, [see overview at the beginning of this section.](#)



Item	Model No.	Chair Width	Chair Depth	Chair Height	Seat Width	Seat Depth	Seat Height	Arm Height	Ship Wt	Cubic Ft
CLUB CHAIR WITH HIGH SURROUND	550H	33	26¼	49	24	18¾	17½	29⅝	109	34.4



**Description**

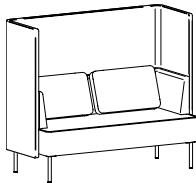
- Available with Contrasting Upholstery ([See Details](#))
- Select Aluminum (ALUM) or Chrome (CHRM) Legs; Must Specify Leg Color
- For Optional Pillow Back; Add Pillow Pricing Below and [See Pillow Upholstery Options](#)
- Additional Options: [Tablet Arm Options](#), and [Power Locations](#)
- For High Surround, Select from Pre-Approved Upholsteries or Submit Approval Form; [See Approval Form](#)

Must Specify (in this order):

- Model #
- Primary Upholstery
- High Surround Upholstery
- Pillow Upholstery
- Leg Color
- Tablet Arm
- Tablet Color
- Power

List Price/Grade	Yards	COM/1	2	3	4	5	6	7	8	9	10
Single Upholstery	7.50	\$ 4742	5117	5440	5747	6220	6700	7382	8087	8920	9872
Contrasting Upholstery											
Primary	3.00	\$ 4742	4892	5021	5144	5333	5525	5798	6080	6413	6794
High Surround	4.50	\$ 0	225	419	603	887	1175	1584	2007	2507	3078
Optional Pillow (1)	1.25	\$ 288	351	404	456	534	614	728	846	984	1143

SETTEE WITH HIGH SURROUND	5502H	57	26¼	49	48	18¾	17½	29⅝	144	61.9
---------------------------	-------	----	-----	----	----	-----	-----	-----	-----	------



Shown with Optional Pillows

**Description**

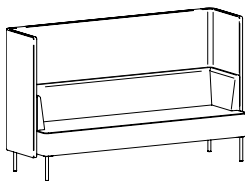
- Available with Contrasting Upholstery ([See Details](#))
- Select Aluminum (ALUM) or Chrome (CHRM) Legs; Must Specify Leg Color
- For Optional Pillow Back; Add Pillow Pricing Below and [See Pillow Upholstery Options](#)
- Additional Options: [Tablet Arm Options](#), and [Power Locations](#)
- For High Surround, Select from Pre-Approved Upholsteries or Submit Approval Form; [See Approval Form](#)

Must Specify (in this order):

- Model #
- Primary Upholstery
- High Surround Upholstery
- Pillow Upholstery
- Leg Color
- Tablet Arm
- Tablet Color
- Power

List Price/Grade	Yards	COM/1	2	3	4	5	6	7	8	9	10
Single Upholstery	9.75	\$ 6269	6757	7176	7576	8190	8814	9701	10618	11700	12938
Contrasting Upholstery											
Primary	4.50	\$ 6269	6494	6688	6872	7156	7444	7853	8276	8776	9347
High Surround	5.25	\$ 0	263	488	704	1034	1370	1848	2342	2924	3591
Optional Pillows (2)	1.50	\$ 525	600	665	726	821	917	1053	1194	1361	1551

SOFA WITH HIGH SURROUND	5503H	81	26¼	49	72	18¾	17½	29⅝	180	98.9
-------------------------	-------	----	-----	----	----	-----	-----	-----	-----	------



**Description**

- Available with Contrasting Upholstery ([See Details](#))
- Select Aluminum (ALUM) or Chrome (CHRM) Legs; Must Specify Leg Color
- For Optional Pillow Back; Add Pillow Pricing Below and [See Pillow Upholstery Options](#)
- Additional Options: [Tablet Arm Options](#), and [Power Locations](#)
- For High Surround, Select from Pre-Approved Upholsteries or Submit Approval Form; [See Approval Form](#)

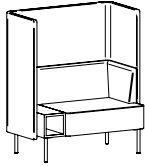
Must Specify (in this order):

- Model #
- Primary Upholstery
- High Surround Upholstery
- Pillow Upholstery
- Leg Color
- Tablet Arm
- Tablet Color
- Power

List Price/Grade	Yards	COM/1	2	3	4	5	6	7	8	9	10
Single Upholstery	12.00	\$ 8059	8659	9175	9667	10423	11191	12283	13411	14743	16267
Contrasting Upholstery											
Primary	5.25	\$ 8059	8322	8547	8763	9093	9429	9907	10401	10983	11650
Surround	6.75	\$ 0	337	628	904	1330	1762	2376	3010	3760	4617
Optional Pillows (3)	2.00	\$ 775	875	961	1043	1169	1297	1479	1667	1889	2143

For ordering options, [see overview at the beginning of this section.](#)

Item	Model No.	Chair Width	Chair Depth	Chair Height	Seat Width	Seat Depth	Seat Height	Arm Height	Ship Wt	Cubic Ft	
<b>CLUB NOOK WITH HIGH SURROUND</b>	<b>Seat on Left</b>										
	<b>Seat on Right</b>										
	550HNL	550HNR	44½	26¼	49	27¼	18¾	17½	29⅞	121	52.9



Shown as Right

Must Specify (in this order):

- Model #
- Primary Upholstery
- High Surround Upholstery
- Pillow Upholstery
- Nook Material
- Nook Color
- Leg Color
- Tablet Arm
- Tablet Color
- Power

**Description**

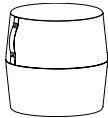
- Available with Contrasting Upholstery ([See Details](#))
- Nook Measures 8 ¼" x 14" x 8 ¼"; TFL Standard, Optional Veneer (W) or HPL (H). See Below for Upcharge
- Select Aluminum (ALUM) or Chrome (CHRM) Legs; Must Specify Leg Color
- For Optional Pillow Back; Add Pillow Pricing Below and [See Pillow Upholstery Options](#)
- Additional Options: [Tablet Arm Options](#), and [Power Locations](#)
- For High Surround, Select from Pre-Approved Upholsteries or Submit Approval Form; [See Approval Form](#)

List Price/Grade	Yards	COM/1	2	3	4	5	6	7	8	9	10
Single Upholstery	8.25	\$ 5733	6146	6500	6839	7358	7886	8637	9413	10328	11376
Contrasting Upholstery											
Primary	3.00	\$ 5733	5883	6012	6135	6324	6516	6789	7071	7404	7785
High Surround	5.25	\$ 0	263	488	704	1034	1370	1848	2342	2924	3591
Optional Pillow (1)	1.25	\$ 288	351	404	456	534	614	728	846	984	1143

**Nook Material: Specify & Add**

H	HPL - Must Specify Color										\$ 173
W	Veneer - Must Specify Color										\$ 421

<b>POUFFE</b>	550-1617PF	16	16	17½	-	-	-	-	-	10	5.7
---------------	------------	----	----	-----	---	---	---	---	---	----	-----



Must Specify (in this order):

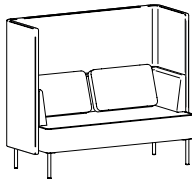
- Model #
- Primary Upholstery
- Accent Upholstery

**Description**

- Standard with: Brown Leather Handle and Black Vinyl Bottom
- Upholstery Patterns or Stripes as the Primary Upholstery is Highly Discouraged Due to Alignment Issues
- Available with Contrasting Upholsteries

List Price/Grade	Yards	COM/1	2	3	4	5	6	7	8	9	10
Single Upholstery	2.50	\$ 739	864	972	1074	1232	1392	1619	1854	2132	2449
Contrasting Upholstery											
Primary	1.75	\$ 739	827	902	974	1084	1196	1355	1520	1714	1936
Accent	0.75	\$ 0	37	70	100	148	196	264	334	418	513

<b>BOOTH SETTEE WITH HIGH SURROUND</b>	Left	Right									
	5502HL	5502HR	57	26¼	49	48	18¾	17½	29⅞	144	61.9



Shown with Optional Pillows

Must Specify (in this order):

- Model #
- Primary Upholstery
- High Surround Upholstery
- Pillow Upholstery
- Leg Color
- Tablet Arm
- Tablet Color
- Power

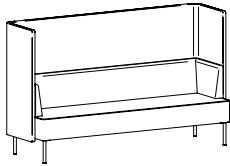
**Description**

- To Be Used With a High Surround Center Panel Model; Compatible With Media Table
- Center Panel Attaches to Lounge Unit With Hidden Clips; Reconfiguration Not Recommended
- Available with Contrasting Upholstery ([See Details](#))
- Select Aluminum (ALUM) or Chrome (CHRM) Legs; Must Specify Leg Color
- For Optional Pillow Back; Add Pillow Pricing Below and [See Pillow Upholstery Options](#)
- Additional Options: [Tablet Arm Options](#), and [Power Locations](#)
- For High Surround, Select from Pre-Approved Upholsteries or Submit Approval Form; [See Approval Form](#)

List Price/Grade	Yards	COM/1	2	3	4	5	6	7	8	9	10
Single Upholstery	9.75	\$ 6269	6757	7176	7576	8190	8814	9701	10618	11700	12938
Contrasting Upholstery											
Primary	4.50	\$ 6269	6494	6688	6872	7156	7444	7853	8276	8776	9347
High Surround	5.25	\$ 0	263	488	704	1034	1370	1848	2342	2924	3591
Optional Pillows (2)	1.50	\$ 525	600	665	726	821	917	1053	1194	1361	1551

For ordering options, [see overview at the beginning of this section.](#)

Item	Model No.	Chair Width	Chair Depth	Chair Height	Seat Width	Seat Depth	Seat Height	Arm Height	Ship Wt	Cubic Ft
<b>BOOTH SOFA WITH HIGH SURROUND</b>	<b>Left</b>	<b>Right</b>								
	5503HL	5503HR	81	26¼	49	72	18¾	17½	29%	180



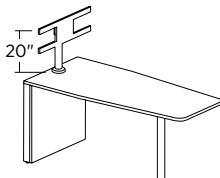
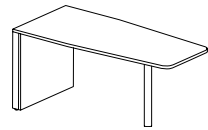
Must Specify (in this order):  
 Model #  
 Primary Upholstery  
 High Surround Upholstery  
 Pillow Upholstery  
 Leg Color  
 Tablet Arm  
 Tablet Color  
 Power

**Description**

- To Be Used With a High Surround Center Panel Model; Compatible With Media Table
- Center Panel Attaches to Lounge Unit With Hidden Clips; Reconfiguration Not Recommended
- Available with Contrasting Upholstery ([See Details](#))
- Select Aluminum (ALUM) or Chrome (CHRM) Legs; Must Specify Leg Color
- For Optional Pillow Back; Add Pillow Pricing Below and [See Pillow Upholstery Options](#)
- Additional Options: [Tablet Arm Options](#), and [Power Locations](#)
- For High Surround, Select from Pre-Approved Upholsteries or Submit Approval Form; [See Approval Form](#)

List Price/Grade	Yards	COM/1	2	3	4	5	6	7	8	9	10
Single Upholstery	12.00	\$ 8059	8659	9175	9667	10423	11191	12283	13411	14743	16267
Contrasting Upholstery											
Primary	5.25	\$ 8059	8322	8547	8763	9093	9429	9907	10401	10983	11650
High Surround	6.75	\$ 0	337	628	904	1330	1762	2376	3010	3760	4617
Optional Pillows (3)	2.00	\$ 775	875	961	1043	1169	1297	1479	1667	1889	2143

Item	Model No.	Width	Depth	Height	Ship Wt	Cubic Ft	List Price
<b>MEDIA PENINSULA</b>	<b>72"W</b>						
	550-3072MPS	TFL	72	30	30	153	43.9 T\$ 1716
	550-3072MPSH	HPL	72	30	30	153	43.9 P\$ 1917
	550-3072MPSV	Veneer	72	30	30	153	43.9 W\$ 2671
	<b>48"W</b>						
	550-3048MPS	TFL	48	30	30	112	28.4 T\$ 1484
	550-3048MPSH	HPL	48	30	30	112	28.4 P\$ 1630
	550-3048MPSV	Veneer	48	30	30	112	28.4 W\$ 2401



Shown with MTSD Option

Must Specify (in this order):  
 Model #  
 Finish/Color  
 Leg Color  
 Power  
 Monitor Stand

**Description**

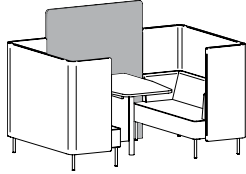

- Use with 60" High Surround Center Panels
- Not Recommended for Freestanding Application Due To Open Back
- Standard with: Square Edge and 2" Metal Tube Leg (Installed 15" from Front)
- 72" Units Feature a 51" Kneespace; 48" Units Feature 27" Kneespace
- Select from Aluminum or Chrome Legs; [See Leg Options](#) and Specify Leg Color
- End Panel Support Allows for Easy Routing and Concealing of Cables Through Wide, In-Column Channel
- Optional Monitor Stand and Power; Monitor Stand Fits Most 32" - 52" Screens (Mounting Pattern Range: VESA® 100x100mm - 600x400mm); Must Specify and Add (See Below)
- Wire Management Trough Included; 4¼" W x 46¾" L x 31½" H
- Some Assembly Required

**Optional Monitor Stand: Specify & Add**

MTSD	Monitor Stand	\$	652
------	---------------	----	-----

For ordering options, [see overview at the beginning of this section.](#)

Item	Model No.		Width	Depth	Height	Ship Wt	Cubic Ft	List Price	
HIGH SURROUND CENTER PANEL FOR MEDIA TABLE	5560HP	TFL	48	1	60	73.5	7.2	T\$	687
	5560HPV	Veneer	48	1	60	73.5	7.2	W\$	1028
	5560HPU	Upholstered	48	1	60	73.5	7.2	See Below	



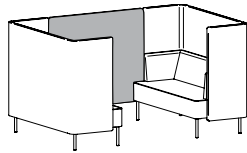
**Description**

- For Use with The Media Table; Requires Two Booth Settee or Booth Sofa Models (Specify Separately)
- Upholstery which is Railroad Cut (Across the Roll) Will Have a Seam Approximately 8" from Bottom
- Center Panel Sets on Floor; No Gap at Floor
- Attaches to Lounge Units with Hidden Fasteners; Reconfiguration Not Recommended
- For Upholstery, Select from Pre-Approved Upholsteries or Submit Approval Form; [See Approval Form](#)

List Price/Grade	Yards	COM/1	2	3	4	5	6	7	8	9	10
Single Upholstery	4.50	\$ 1042	1267	1461	1645	1929	2217	2626	3049	3549	4120

Must Specify (in this order):  
Model #  
Finish/Color/Upholstery

Item	Model No.		Width	Depth	Height	Ship Wt	Cubic Ft	List Price	
LOW SURROUND CENTER PANEL	5540HP	TFL	48	1	40	49	4.9	T\$	554
	5540HPV	Veneer	48	1	40	49	4.9	W\$	825
	5540HPU	Upholstered	48	1	40	49	4.9	See Below	



**Description**

- Requires Two Booth Settee or Booth Sofa Models (Specify Separately)
- Not Recommended for Use with Media Table
- Center Panel Aligns with Bottom of High Surround; 9" Gap at Floor
- Attaches to Lounge Units with Hidden Fasteners; Reconfiguration Not Recommended
- For Upholstery, Select from Pre-Approved Upholsteries or Submit Approval Form; [See Approval Form](#)

List Price/Grade	Yards	COM/1	2	3	4	5	6	7	8	9	10
Single Upholstery	3.25	\$ 839	1002	1141	1275	1479	1687	1983	2289	2649	3062

Must Specify (in this order):  
Model #  
Finish/Color/Upholstery

For ordering options, [see overview at the beginning of this section.](#)

Item	Model No.	Chair Width	Chair Depth	Chair Height	Seat Width	Seat Depth	Seat Height	Arm Height	Ship Wt	Cubic Ft
MODULAR CLUB CHAIR	550N	24	24	29½	24	18¼	17½	-	40	24



Must Specify (in this order):

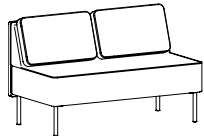
- Model #
- Primary Upholstery
- Surround Upholstery
- Pillow Upholstery
- Leg Color
- Tablet Arm
- Tablet Color
- Power

**Description**

- Available with Contrasting Upholstery ([See Details](#))
- Includes Ganging Hardware
- Select Aluminum (ALUM) or Chrome (CHRM) Legs; Must Specify Leg Color
- For Optional Pillow Back; Add Pillow Pricing Below and [See Pillow Upholstery Options](#)
- Additional Options: [Tablet Arm Options](#), and [Power Locations](#)

List Price/Grade	Yards	COM/1	2	3	4	5	6	7	8	9	10	L1	L2
Single Upholstery	3.25	\$ 2453	2616	2755	2889	3093	3301	3597	3903	4263	4676	3490	3932
Contrasting Upholstery													
Primary	2.25	\$ 2453	2566	2662	2755	2896	3040	3245	3457	3706	3992	3171	3477
Surround	1.00	\$ 0	50	93	134	197	261	352	446	557	684	319	455
Optional Pillow (1)	1.25	\$ 288	351	404	456	534	614	728	846	984	1143	687	857

MODULAR SETTEE	5502N	48	24	29½	48	18¼	17½	-	68	43.2
----------------	-------	----	----	-----	----	-----	-----	---	----	------



Shown with Optional Pillows

Must Specify (in this order):

- Model #
- Primary Upholstery
- Surround Upholstery
- Pillow Upholstery
- Leg Color
- Tablet Arm
- Tablet Color
- Power

**Description**

- Available with Contrasting Upholstery ([See Details](#))
- Includes Ganging Hardware
- Select Aluminum (ALUM) or Chrome (CHRM) Legs; Must Specify Leg Color
- For Optional Pillow Back; Add Pillow Pricing Below and [See Pillow Upholstery Options](#)
- Additional Options: [Tablet Arm Options](#), and [Power Locations](#)

List Price/Grade	Yards	COM/1	2	3	4	5	6	7	8	9	10	L1	L2
Single Upholstery	4.50	\$ 3255	3480	3674	3858	4142	4430	4839	5262	5762	6333	4691	5303
Contrasting Upholstery													
Primary	3.00	\$ 3255	3405	3534	3657	3846	4038	4311	4593	4926	5307	4212	4620
Surround	1.50	\$ 0	75	140	201	296	392	528	669	836	1026	479	683
Optional Pillows (2)	1.50	\$ 525	600	665	726	821	917	1053	1194	1361	1551	1004	1208

SOFA	5503N	72	24	29½	72	18¼	17½	-	88	69.1
------	-------	----	----	-----	----	-----	-----	---	----	------



Must Specify (in this order):

- Model #
- Primary Upholstery
- Surround Upholstery
- Pillow Upholstery
- Leg Color
- Tablet Arm
- Tablet Color
- Power


**Description**

- Available with Contrasting Upholstery ([See Details](#))
- Includes Ganging Hardware
- Select Aluminum (ALUM) or Chrome (CHRM) Legs; Must Specify Leg Color
- For Optional Pillow Back; Add Pillow Pricing Below and [See Pillow Upholstery Options](#)
- Additional Options: [Tablet Arm Options](#), and [Power Locations](#)

List Price/Grade	Yards	COM/1	2	3	4	5	6	7	8	9	10	L1	L2
Single Upholstery	6.25	\$ 3992	4305	4573	4830	5223	5623	6192	6780	7473	8267	5986	6836
Contrasting Upholstery													
Primary	4.25	3992	4205	4387	4562	4829	5101	5488	5888	6359	6899	5348	5926
Surround	2.00	0	100	186	268	394	522	704	892	1114	1368	638	910
Optional Pillows (3)	2.00	775	875	961	1043	1169	1297	1479	1667	1889	2143	1413	1685

For ordering options, [see overview at the beginning of this section.](#)

Item	Model No.	Chair Width	Chair Depth	Chair Height	Seat Width	Seat Depth	Seat Height	Arm Height	Ship Wt	Cubic Ft
MODULAR CLUB CHAIR WITH HIGH SURROUND	550NH	24	24	49	24	18¼	17½	-	50	43.2



Must Specify (in this order):


- Model #
- Primary Upholstery
- High Surround Upholstery
- Pillow Upholstery
- Leg Color
- Tablet Arm
- Tablet Color
- Power

**Description**

- Available with Contrasting Upholstery ([See Details](#))
- Includes Ganging Hardware
- Select Aluminum (ALUM) or Chrome (CHRM) Legs; Must Specify Leg Color
- For Optional Pillow Back; Add Pillow Pricing Below and [See Pillow Upholstery Options](#)
- Additional Options: [Tablet Arm Options](#), and [Power Locations](#)
- For High Surround, Select from Pre-Approved Upholsteries or Submit Approval Form; [See Approval Form](#)

List Price/Grade	Yards	COM/1	2	3	4	5	6	7	8	9	10
Single Upholstery	5.00	\$ 2804	3054	3269	3474	3789	4109	4564	5034	5589	6224
Contrasting Upholstery											
Primary	2.25	\$ 2804	2917	3013	3106	3247	3391	3596	3808	4057	4343
High Surround	2.75	\$ 0	137	256	368	542	718	968	1226	1532	1881
Optional Pillow (1)	1.25	\$ 288	351	404	456	534	614	728	846	984	1143

MODULAR SETTEE WITH HIGH SURROUND	5502NH	48	24	49	48	18¼	17½	-	88	61.9
-----------------------------------	--------	----	----	----	----	-----	-----	---	----	------



Must Specify (in this order):

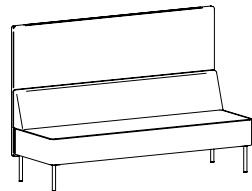
- Model #
- Primary Upholstery
- High Surround Upholstery
- Pillow Upholstery
- Leg Color
- Tablet Arm
- Tablet Color
- Power

**Description**

- Available with Contrasting Upholstery ([See Details](#))
- Includes Ganging Hardware
- Select Aluminum (ALUM) or Chrome (CHRM) Legs; Must Specify Leg Color
- For Optional Pillow Back; Add Pillow Pricing Below and [See Pillow Upholstery Options](#)
- Additional Options: [Tablet Arm Options](#), and [Power Locations](#)
- For High Surround, Select from Pre-Approved Upholsteries or Submit Approval Form; [See Approval Form](#)

List Price/Grade	Yards	COM/1	2	3	4	5	6	7	8	9	10
Single Upholstery	6.25	\$ 3698	4011	4279	4536	4929	5329	5898	6486	7179	7973
Contrasting Upholstery											
Primary	3.00	\$ 3698	3848	3977	4100	4289	4481	4754	5036	5369	5750
High Surround	3.25	\$ 0	163	302	436	640	848	1144	1450	1810	2223
Optional Pillows (2)	1.50	\$ 525	600	665	726	821	917	1053	1194	1361	1551

MODULAR SOFA WITH HIGH SURROUND	5503NH	72	24	49	72	18¼	17½	-	118	99.0
---------------------------------	--------	----	----	----	----	-----	-----	---	-----	------



Must Specify (in this order):

- Model #
- Primary Upholstery
- High Surround Upholstery
- Pillow Upholstery
- Leg Color
- Tablet Arm
- Tablet Color
- Power

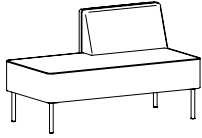
**Description**

- Available with Contrasting Upholstery ([See Details](#))
- Select Aluminum (ALUM) or Chrome (CHRM) Legs; Must Specify Leg Color
- Includes Ganging Hardware
- For Optional Pillow Back; Add Pillow Pricing Below and [See Pillow Upholstery Options](#)
- Additional Options: [Tablet Arm Options](#), and [Power Locations](#)
- For High Surround, Select from Pre-Approved Upholsteries or Submit Approval Form; [See Approval Form](#)

List Price/Grade	Yards	COM/1	2	3	4	5	6	7	8	9	10
Single Upholstery	8.75	\$ 4698	5136	5512	5871	6422	6982	7778	8601	9572	10683
Contrasting Upholstery											
Primary	4.25	\$ 4698	4911	5093	5268	5535	5807	6194	6594	7065	7605
High Surround	4.50	\$ 0	225	419	603	887	1175	1584	2007	2507	3078
Optional Pillows (3)	2.00	\$ 775	875	961	1043	1169	1297	1479	1667	1889	2143

For ordering options, [see overview at the beginning of this section.](#)

Item	Model No.	Chair Width	Chair Depth	Chair Height	Seat Width	Seat Depth	Seat Height	Arm Height	Ship Wt	Cubic Ft	
<b>MODULAR CHAISE SETTEE</b>	<b>Back on Left</b>										
	<b>Back on Right</b>										
	5502CL	5502CR	48	24	29½	48	18¼	17½	-	50	43.2



Shown as Right

Must Specify (in this order):

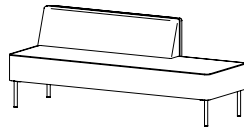
- Model #
- Primary Upholstery
- Surround Upholstery
- Pillow Upholstery
- Leg Color
- Tablet Arm
- Tablet Color
- Power

**Description**

- Available with Contrasting Upholstery ([See Details](#))
- Includes Ganging Hardware
- Select Aluminum (ALUM) or Chrome (CHRM) Legs; Must Specify Leg Color
- For Optional Pillow Back; Add Pillow Pricing Below and [See Pillow Upholstery Options](#)
- Additional Options: [Tablet Arm Options](#), and [Power Locations](#)

List Price/Grade	Yards	COM/1	2	3	4	5	6	7	8	9	10	L1	L2
Single Upholstery	4.00	\$ 2968	3168	3340	3504	3756	4012	4376	4752	5196	5704	4244	4788
<b>Contrasting Upholstery</b>													
Primary	3.00	\$ 2968	3118	3247	3370	3559	3751	4024	4306	4639	5020	3925	4333
Surround	1.00	\$ 0	50	93	134	197	261	352	446	557	684	319	455
Optional Pillow (1)	1.25	\$ 288	351	404	456	534	614	728	846	984	1143	687	857

Item	Model No.	Chair Width	Chair Depth	Chair Height	Seat Width	Seat Depth	Seat Height	Arm Height	Ship Wt	Cubic Ft	
<b>MODULAR CHAISE SOFA</b>	<b>Back on Left</b>										
	<b>Back on Right</b>										
	5503CL	5503CR	72	24	29½	72	18¼	17½	-	78	69.1



Shown as Left

Must Specify (in this order):

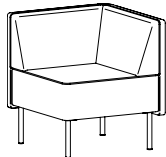
- Model #
- Primary Upholstery
- Surround Upholstery
- Pillow Upholstery
- Leg Color
- Tablet Arm
- Tablet Color
- Power

**Description**

- Available with Contrasting Upholstery ([See Details](#))
- Includes Ganging Hardware
- Select Aluminum (ALUM) or Chrome (CHRM) Legs; Must Specify Leg Color
- For Optional Pillow Back; Add Pillow Pricing Below and [See Pillow Upholstery Options](#)
- Additional Options: [Tablet Arm Options](#), and [Power Locations](#)

List Price/Grade	Yards	COM/1	2	3	4	5	6	7	8	9	10	L1	L2
Single Upholstery	5.75	\$ 3924	4212	4459	4695	5057	5425	5948	6489	7127	7857	5758	6540
<b>Contrasting Upholstery</b>													
Primary	4.25	\$ 3924	4137	4319	4494	4761	5033	5420	5820	6291	6831	5280	5858
Surround	1.50	\$ 0	75	140	201	296	392	528	669	836	1026	478	682
Optional Pillows (2)	1.50	\$ 525	600	665	726	821	917	1053	1194	1361	1551	1004	1208

Item	Model No.	Chair Width	Chair Depth	Chair Height	Seat Width	Seat Depth	Seat Height	Arm Height	Ship Wt	Cubic Ft
<b>MODULAR CORNER UNIT</b>	550-90C	24	24	29½	18¼	18¼	17½	29½	85	24



Must Specify (in this order):

- Model #
- Primary Upholstery
- Surround Upholstery
- Pillow Upholstery
- Leg Color
- Power


**Description**

- Available with Contrasting Upholstery ([See Details](#))
- Tablet Arm Not Available
- Includes Ganging Hardware
- Select Aluminum (ALUM) or Chrome (CHRM) Legs; Must Specify Leg Color
- For Optional Pillow Back; Add Pillow Pricing Below and [See Pillow Upholstery Options](#)
- Additional Options: [Tablet Arm Options](#), and [Power Locations](#)

List Price/Grade	Yards	COM/1	2	3	4	5	6	7	8	9	10	L1	L2
Single Upholstery	4.00	\$ 2883	3083	3255	3419	3671	3927	4291	4667	5111	5619	4159	4703
<b>Contrasting Upholstery</b>													
Primary	2.50	\$ 2883	3008	3116	3218	3376	3536	3763	3998	4276	4593	3681	4021
Surround	1.50	\$ 0	75	139	201	295	391	528	669	835	1026	478	682
Optional Pillows (2)	1.50	\$ 525	600	665	726	821	917	1053	1194	1361	1551	1004	1208

For ordering options, [see overview at the beginning of this section.](#)

Item	Model No.	Chair Width	Chair Depth	Chair Height	Seat Width	Seat Depth	Seat Height	Arm Height	Ship Wt	Cubic Ft
<b>MODULAR CHAISE SETTEE WITH HIGH SURROUND</b>	<b>Back on Left</b>									
	<b>Back on Right</b>									
	5502CHL 5502CHR	48	24	49	48	18¼	17½	-	60	61.9



Shown as Right

Must Specify (in this order):

- Model #
- Primary Upholstery
- High Surround Upholstery
- Pillow Upholstery
- Leg Color
- Tablet Arm
- Tablet Color
- Power

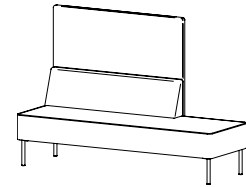
**Description**

- Available with Contrasting Upholstery ([See Details](#))
- Includes Ganging Hardware
- Select Aluminum (ALUM) or Chrome (CHRM) Legs; Must Specify Leg Color
- For Optional Pillow Back; Add Pillow Pricing Below and [See Pillow Upholstery Options](#)
- Additional Options: [Tablet Arm Options](#), and [Power Locations](#)
- For High Surround, Select from Pre-Approved Upholsteries or Submit Approval Form; [See Approval Form](#)

List Price/Grade	Yards	COM/1	2	3	4	5	6	7	8	9	10
Single Upholstery	5.75	\$ 3315	3603	3850	4086	4448	4816	5339	5880	6518	7248
Contrasting Upholstery											
Primary	3.00	\$ 3315	3465	3594	3717	3906	4098	4371	4653	4986	5367
High Surround	2.75	\$ 0	137	256	368	542	718	968	1226	1532	1881
Optional Pillow (1)	1.25	\$ 288	351	404	456	534	614	728	846	984	1143

**MODULAR CHAISE SOFA WITH HIGH SURROUND**

Back on Left	Back on Right									
5503CHL	5503CHR	72	24	49	72	18¼	17½	-	98	98.2



Shown as Left

Must Specify (in this order):

- Model #
- Primary Upholstery
- High Surround Upholstery
- Pillow Upholstery
- Leg Color
- Tablet Arm
- Tablet Color
- Power


**Description**

- Available with Contrasting Upholstery ([See Details](#))
- Includes Ganging Hardware
- Select Aluminum (ALUM) or Chrome (CHRM) Legs; Must Specify Leg Color
- For Optional Pillow Back; Add Pillow Pricing Below and [See Pillow Upholstery Options](#)
- Additional Options: [Tablet Arm Options](#), and [Power Locations](#)
- For High Surround, Select from Pre-Approved Upholsteries or Submit Approval Form; [See Approval Form](#)

List Price/Grade	Yards	COM/1	2	3	4	5	6	7	8	9	10
Single Upholstery	7.50	\$ 4403	4778	5101	5408	5881	6361	7043	7748	8581	9533
Contrasting Upholstery											
Primary	4.25	\$ 4403	4616	4798	4973	5240	5512	5899	6299	6770	7310
High Surround	3.25	\$ 0	162	303	435	641	849	1144	1449	1811	2223
Optional Pillows (2)	1.50	\$ 525	600	665	726	821	917	1053	1194	1361	1551

**MODULAR CORNER UNIT WITH HIGH SURROUND**

550-90CH	24	24	49	18¼	18¼	17½	29%	104	34.4
----------	----	----	----	-----	-----	-----	-----	-----	------



**Description**

- Available with Contrasting Upholstery ([See Details](#))
- Tablet Arm Not Available
- Includes Ganging Hardware
- Select Aluminum (ALUM) or Chrome (CHRM) Legs; Must Specify Leg Color
- For Optional Pillow Back; Add Pillow Pricing Below and [See Pillow Upholstery Options](#)
- Additional Options: [Tablet Arm Options](#), and [Power Locations](#)
- For High Surround, Select from Pre-Approved Upholsteries or Submit Approval Form; [See Approval Form](#)

Must Specify (in this order):

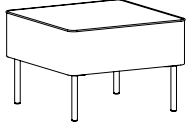
- Model #
- Primary Upholstery
- High Surround Upholstery
- Pillow Upholstery
- Leg Color
- Power

List Price/Grade	Yards	COM/1	2	3	4	5	6	7	8	9	10
Single Upholstery	5.25	\$ 3407	3670	3895	4111	4441	4777	5255	5749	6331	6998
Contrasting Upholstery											
Primary	2.50	\$ 3407	3532	3640	3742	3900	4060	4287	4522	4800	5117
High Surround	2.75	\$ 0	138	255	369	541	717	968	1227	1531	1881
Optional Pillows (2)	1.50	\$ 525	600	665	726	821	917	1053	1194	1361	1551

For ordering options, [see overview at the beginning of this section.](#)



Item	Model No.	Chair Width	Chair Depth	Chair Height	Seat Width	Seat Depth	Seat Height	Arm Height	Ship Wt	Cubic Ft
MODULAR OTTOMAN	550-2424OT	-	-	-	24	24	17½	-	23	18.3



Must Specify (in this order):

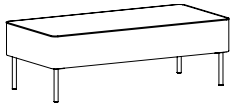
- Model #
- Upholstery
- Leg Color
- Tablet Arm
- Tablet Color
- Power

**Description**

- Includes Ganging Hardware
- Select Aluminum (ALUM) or Chrome (CHRM) Legs; Must Specify Leg Color
- Additional Options: [Tablet Arm Options](#) and [Power Locations](#)

List Price/Grade	Yards	COM/1	2	3	4	5	6	7	8	9	10	L1	L2
Single Upholstery	1.50	\$ 1140	1215	1280	1341	1436	1532	1668	1809	1976	2166	1619	1823

MODULAR BENCH	550-5024RT	-	-	-	50	24	17½	-	32	43.2
---------------	------------	---	---	---	----	----	-----	---	----	------



Must Specify (in this order):

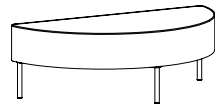
- Model #
- Upholstery
- Leg Color
- Tablet Arm
- Tablet Color
- Power

**Description**

- **For Freestanding Use or May** Used to “Cap” Two Units Placed Back to Back (For Example, [See 550-4](#))
- Includes Ganging Hardware
- Select Aluminum (ALUM) or Chrome (CHRM) Legs; Must Specify Leg Color
- Additional Options: [Tablet Arm Options](#) and [Power Locations](#)

List Price/Grade	Yards	COM/1	2	3	4	5	6	7	8	9	10	L1	L2
Single Upholstery	2.25	\$ 1685	1798	1894	1987	2128	2272	2477	2689	2938	3224	2403	2709

MODULAR HALF ROUND BENCH	550-5024HR	-	-	-	50	24	17½	-	33	43.2
--------------------------	------------	---	---	---	----	----	-----	---	----	------



Must Specify (in this order):

- Model #
- Upholstery
- Leg Color
- Tablet Arm
- Tablet Color
- Power

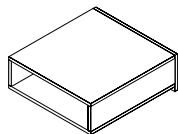
**Description**

- **For Freestanding Use or May** Used to “Cap” Two Units Placed Back to Back (For Example, [See 550-5](#))
- Select Aluminum (ALUM) or Chrome (CHRM) Legs; Must Specify Leg Color
- Tablet Arm Not Available
- Includes Ganging Hardware

List Price/Grade	Yards	COM/1	2	3	4	5	6	7	8	9	10	L1	L2
Single Upholstery	2.50	\$ 1400	1525	1633	1735	1893	2053	2280	2515	2793	3110	2198	2538

Item	Model No.	Width	Depth	Height	Ship Wt	Cubic Ft	List Price
------	-----------	-------	-------	--------	---------	----------	------------

**MODULAR GANGING TABLE**



Must Specify (in this order):

- Model #
- Finish/Color
- Power

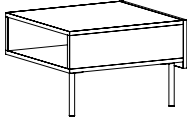
<b>24"W</b>							
550-2426GT	TFL	24	24	9¼	46	4.7	T\$ 767
550-2426GTH	HPL	24	24	9¼	46	4.7	P\$ 898
550-2426GTV	Veneer	24	24	9¼	46	4.7	W\$ 1410
<b>18"W</b>							
550-1826GT	TFL	18	24	9¼	36	3.9	T\$ 726
550-1826GTH	HPL	18	24	9¼	36	3.9	P\$ 863
550-1826GTV	Veneer	18	24	9¼	36	3.9	W\$ 1319

**Description**

- Includes Ganging Hardware
- Optional Power; [See Location Options](#)

T = TFL P = HPL W = Veneer

For ordering options, [see overview at the beginning of this section.](#)

Item	Model No.		Width	Depth	Height	Ship Wt	Cubic Ft	List Price
 <p><b>MODULAR GANGING END TABLE</b></p>	550-2426ET	TFL	24	24	17	46	4.7	T\$ 900
	550-2426ETH	HPL	24	24	17	46	4.7	P\$ 1034
	550-2426ETV	Veneer	24	24	17	46	4.7	W\$ 1573
	550-1826ET	TFL	18	24	17	36	3.9	T\$ 856
	550-1826ETH	HPL	18	24	17	36	3.9	P\$ 992
	550-1826ETV	Veneer	18	24	17	36	3.9	W\$ 1438

Must Specify (in this order):  
 Model #  
 Finish/Color  
 Leg Color  
 Power

**Description**

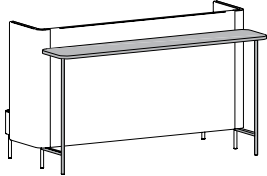
- Front to Back Grain Direction
- Select Aluminum (ALUM) or Chrome (CHRM) Legs; Must Specify Leg Color
- Includes Ganging Hardware
- Optional Power; [See Location Options](#)
- Some Assembly Required; Legs Installed on Left or Right in Field

 <p><b>MODULAR GANGING CORNER TABLE</b></p>	550-9026CGT	TFL	24	24	17½	49	8.3	T\$ 846
	550-9026CGTH	HPL	24	24	17½	49	8.3	P\$ 964
	550-9026CGTV	Veneer	24	24	17½	49	8.3	W\$ 1466

Must Specify (in this order):  
 Model #  
 Finish/Color  
 Leg Color  
 Power

**Description**

- Select Aluminum (ALUM) or Chrome (CHRM) Legs; Must Specify Leg Color
- Includes Ganging Hardware
- Optional Power; [See Location Options](#)
- Some Assembly Required

 <p><b>BISTRO TABLE</b></p>	For Use with Sofas							
	550-1681BT	TFL	81	16	42	36	3.9	T\$ 994
	550-1681BTH	HPL	81	16	42	36	3.9	P\$ 1190
	550-1681BTV	Veneer	81	16	42	36	3.9	W\$ 1374
For Use with Settees								
550-1657BT	TFL	57	16	42	36	2.6	T\$ 930	
550-1657BTH	HPL	57	16	42	36	2.6	P\$ 1110	
550-1657BTV	Veneer	57	16	42	36	2.6	W\$ 1290	

Must Specify (in this order):  
 Model #  
 Finish/Color  
 Leg Color  
 Hook

**Description**

- Must be Used with High Surround Booth Application
- Select Aluminum (ALUM) or Chrome (CHRM) Legs; Must Specify Leg Color
- Includes Installation Hardware
- Some Assembly Required

**Leg Options: Specify & Add**

ALUM	Aluminum	STD
CHRM	Chrome	\$ 104



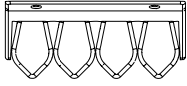
**Optional Purse Hook: Specify & Add**

01-HOOK	Black Purse Hook	\$ 76
2" x 2 5/8"; Includes Mounting Hardware		

T = TFL P = HPL W = Veneer

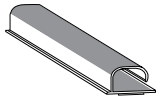
For ordering options, [see overview at the beginning of this section.](#)

Item	Model No.	Width	Depth	Height	Ship Wt	Cubic Ft	List Price
CABLE GRIP	01-WMGRCB	-	-	-	1	0.1	\$ 16

**Description**

- Under Surface Wire Management
- Black

WIRE CHANNEL	01-32125	24	1½	1	.25	0.3	\$ 102
--------------	----------	----	----	---	-----	-----	--------

**Description**

- Available in Black
- Includes (2) Double-Sided Tape Ribbons for Easy Installation
- Open J Channel for Easy Wire Management

VESTA POWER CENTER	01-PDCTR	10¾	12	28¼	14	2.5	\$ 1716
--------------------	----------	-----	----	-----	----	-----	---------

**Description**

- Top Includes One (1) Power Outlet, Two (2) USB Ports and One (1) USBC Port; Base Includes Three (3) Outlet
- Available in White
- 120" Power Cord
- Built with Weight Distribution for Optimal Stability
- Base is 5" Tall

WIRELESS AND USB CHARGER	01-DOCK150W	White	3	3	¾"	1	0.2	\$ 391
	01-DOCK150B	Black						\$ 391



Open Market Only

**Description**

- For Use with Wireless Charging Enabled Devices and USB Charging Devices
- 5 Watt Maximum Output with a Direct Current Input of 5V 6A (Wireless Fast Charge)
- Pop-Up is ¾"H and Includes Three (3) USB Ports; One (1) 12 Watt Maximum with 2.4A (USB Fast Charge) and Two (2) 5 Watt with 1A (USB Standard Charge)
- Mounts in 76mm Round Cut-Out
- LED Light will Confirm Pairing with Device and Begin Wireless Charging
- UL and cUL Certified

For ordering options, [see overview at the beginning of this section.](#)

Item	Model No.	Width	Depth	Height	Ship Wt	Cubic Ft	List Price	
WIRELESS CHARGER	01-DOCK950W	White	3 $\frac{3}{16}$	3 $\frac{3}{16}$	-	1	0.2	\$ 256
	01-DOCK950B	Black						\$ 256

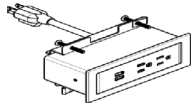


Open Market Only

#### Description

- For Use with Wireless Charging Enabled Devices
- 5 Watts Maximum Output with a Direct Current of 5V 2A and 10 Watts Maximum with Quick Charge 2.0
- Mounts in 76mm Round Cut-Out
- LED will Confirm Pairing with Device and Begin Wireless Charging

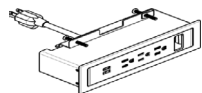
DUO BEZEL NEMA PLUG	01-DUOBEZELS	Silver	9	2 $\frac{1}{2}$	3	1	0.2	\$ 652
	01-DUOBEZELW	White						\$ 652
	01-DUOBEZELB	Black						\$ 652



#### Description

- Worksurface Must Be Routed To Accept Unit, Which Sits Down Into Worksurface Supported By Attractive Slim Fit Bezel
- Two (2) Power/Two (2) USB Power
- Independent USB Circuit Controllers Deliver up to 2.1 Amps to Each Post
- All Mounting Hardware Included
- FCC Part 15A and UL Approved for Horizontal and Vertical Applications
- 10' Cord

TRIO BEZEL NEMA PLUG	01-TRIOBEZELS	Silver	6 $\frac{1}{2}$	2 $\frac{1}{2}$	3 $\frac{1}{16}$	1	0.2	\$ 700
	01-TRIOBEZELW	White						\$ 700
	01-TRIOBEZELB	Black						\$ 700

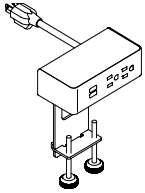


#### Description

- Worksurface Must Be Routed To Accept Unit, Which Sits Down Into Worksurface Supported By Attractive Slim Fit Bezel
- Three (3) Power/Two (2) USB Power/One (1) Open Data
- Independent USB Circuit Controllers Deliver up to 2.1 Amps to Each Post
- HDMI, VGA, or RJ45 Accessories Sold Separately
- All Mounting Hardware Included
- FCC Part 15A and UL Approved for Horizontal and Vertical Applications
- 10' Cord

For ordering options, [see overview at the beginning of this section.](#)

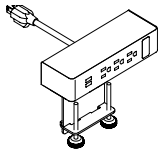
Item	Model No.		Width	Depth	Height	Ship Wt	Cubic Ft	List Price
DUO CLAMP NEMA PLUG	01-DUOCLAMPS	Silver	5½	3	7	1	0.2	\$ 553
	01-DUOCLAMPW	White						\$ 553
	01-DUOCLAMPB	Black						\$ 553



**Description**

- Silver Metal Trim
- Clamps to Top
- Two (2) Power/Two (2) USB Power
- Independent USB Circuit Controllers Deliver up to 2.1 Amps to Each Post
- All Mounting Hardware Included
- FCC Part 15A and UL Approved for Horizontal and Vertical Applications
- 10' Cord

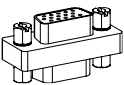
TRIO CLAMP NEMA PLUG	01-TRIOCLAMPS	Silver	8	3	7	1	0.2	\$ 648
	01-TRIOCLAMPW	White						\$ 648
	01-TRIOCLAMPB	Black						\$ 648



**Description**

- Silver Metal Trim
- Clamps to Top
- Three (3) Power/Two (2) USB Power/One (1) Open Data; 10' Cord
- Independent USB Circuit Controllers Deliver up to 2.1 Amps to Each Post
- HDMI, VGA, or RJ45 Accessories Sold Separately; See Below
- All Mounting Hardware Included
- FCC Part 15A and UL Approved for Horizontal and Vertical Applications

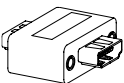
TRIO VGA DATA PORT ACCESSORY	01-LCOMVGA							\$ 117
---------------------------------	------------	--	--	--	--	--	--	--------



**Description**

- VGA Ports for Trio Units

TRIO HDMI DATA PORT ACCESSORY	01-LCOMHDMI							\$ 160
----------------------------------	-------------	--	--	--	--	--	--	--------

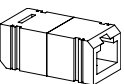


Open Market Only

**Description**

- HDMI Ports for Trio Units

TRIO RJ45 DATA PORT ACCESSORY	01-LCOMRJ45							\$ 76
----------------------------------	-------------	--	--	--	--	--	--	-------



**Description**

- RJ45 Ports for Trio Units

For ordering options, [see overview at the beginning of this section.](#)

**This form is also available online at [www.IndianaFurniture.com](http://www.IndianaFurniture.com) on the KickStart product page.**

Not all standard upholsteries are suitable for all of our products. This is due to the range of stretch across textiles and the application and sewing techniques required to effectively upholster the various forms and features.

To ensure a proper fit and finish on the High Surround feature of our KickStart lounge models, we will require upholsteries to fit within a specific range of stretch. Further, upholstery patterns and stripes are highly discouraged on the High Surround as they will result in alignment issues on the feature itself and with other sections of the overall model.

To make specification easier for you, we have pre-approved upholsteries for use on the High Surround feature. These are included on the [Stinson Revive Card](#) and [Momentum Kickstart Card](#) and can be found under [our Textile Program](#). They include:

- |                   |                    |                 |
|-------------------|--------------------|-----------------|
| Ace (GR4)         | Drift (GR6)        | Outlander (GR4) |
| Artisan (GR3)     | Ego (GR1)          | Ritz (GR4)      |
| Baxter (GR4)      | Harrison (GR5)     | Sarto (GR5)     |
| Blip (GR3)        | Highlight (GR3)    | Scatter (GR1)   |
| Bryant Park (GR3) | Inside Track (GR3) | Shift (GR3)     |
| Carson CV (GR1)   | Lorelai (GR6)      | Sprint (GR3)    |
| Crespo (GR1)      | Moby (GR3)         |                 |
| Cush (GR3)        | Nestle (GR1)       |                 |

We recognize that special needs may arise and we are pleased to accommodate customer selections, as long as they are approved through the below process.

Note: if upholstery is customer's own, a COM/COL Form will also need to be completed.

**KICKSTART HIGH SURROUND APPROVAL INSTRUCTIONS:**

Fill out the form below and attach a 6"x6" sample. Failure to complete this form and supply samples will delay the scheduling of the purchase order. Orders will not be scheduled and upholstery should not be ordered until Indiana Furniture has verified usage and provided approval.

Dealer Name \_\_\_\_\_ Phone \_\_\_\_\_ Email \_\_\_\_\_  
 Contact Person \_\_\_\_\_ City \_\_\_\_\_ State \_\_\_\_\_ Zip \_\_\_\_\_  
 Mill/Supplier \_\_\_\_\_ Pattern \_\_\_\_\_ Color \_\_\_\_\_

**Attach 6"x6" swatch to this form. Send completed form and upholstery swatch to:**

Indiana Furniture  
 Attn: Customer Service  
 1919 Hospitality Drive  
 Jasper, IN 47546

**FOR OFFICE USE ONLY:**

Approved  Not Approved Signed: \_\_\_\_\_ Date \_\_\_\_\_  
 Indiana Furniture Production/Quality

Advise Dealer of Decision: \_\_\_\_\_ Signed: \_\_\_\_\_  
 CSR

Notes: \_\_\_\_\_

Marquee guest seating combines the sleek look and feel of metal with unlimited flexibility. The ergonomic contoured back provides lumbar support and promotes circulation. Offered in five powder coat options and with upholstered or wood arm caps. Marquee can blend into any workplace setting – from office and conference rooms to waiting rooms and reception areas.

**CONSTRUCTION**

- Back is formed with bent plywood, while the seats are made of manufactured plywood
- High Grade Polyurethane Foam, 3" thick in the seat and 1¾" thick in a back
- ¾" diameter bolts fasten seat to the back
- Non-marring nylon glides included in each leg at floor level
- Textiles are sewn with double stitch seams
- Seating rated for users up to 275lbs
- Ships fully assembled

**HOW TO ORDER EXAMPLE**

Model No.	Description	Example
427	Frame Color	DC
	Primary Upholstery	Momentum Canter EPU Sand
	Accent Upholstery	Momentum Canter EPU Sand
	Metal Color	A
	Arm Cap, Finish	AW, TK

**WALL SAVER DESIGN**

The Marquee chair features a wall saver design. The contoured frame can be placed against a wall without concern of scrtaching or scuffing.



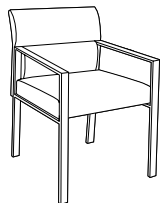
**METAL FRAME POWDER COAT OPTIONS**

ALUM	Aluminum	OYST	Oyster
BLK	Black	SUGC	Sugar Cookie
MIST	Mist		

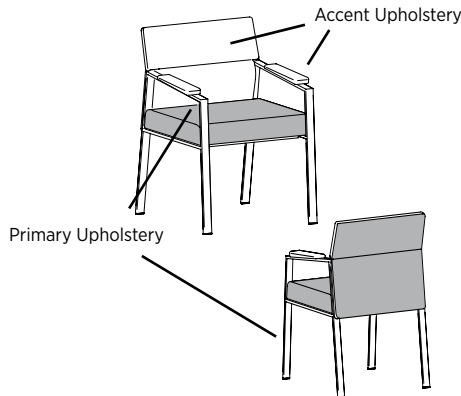
**UPHOLSTERY OPTIONS**

Available in single or contrasting upholsteries in a wide variety of graded-in or contract options, including fabric, vinyl, and leather.

**Single Upholstery**



**Contrasting Upholstery**



**ARM CAP OPTIONS**

STD	No Arm Cap	\$	STD
AW	Wood Arm Cap, Specify Finish	\$	161
AU	Upholstered Arm Cap, Specify Upholstery	\$	88

**WOOD FINISHES**

Indiana Furniture uses a multi-step, hand finishing process on all exposed wood frames.

Chairs feature a catalyzed varnish finish which offers durability, lasting beauty, and resistance to normal wear.

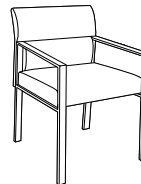
AW	Artisan Walnut	MAS	Mesa Sunset*
AS	Asian Night	MTS	Metropolis Sky
BW	Beigewood*	MNR	Midnight Run
BL	Black	NTM	Natural Marrone*
CO	Columbian Walnut	ORW	Oak Riftwood*
DC	Dark Cherry	PNW	Pinnacle Walnut
DFW	Dark Forest Walnut*	PTK	Portico Teak*
WH	Designer White	RC	River Cherry*
EF	Espresso	SCH	Select Cherry
FO	Fawn Oak*	SPW	Sepia Walnut*
FLW	Florence Walnut*	SKC	Shaker Cherry
GC	Golden Cherry	SBP	Smoky Brown Pear*
HW	Harvest Walnut	TK	Studio Teak
HNW	Henna Walnut	SM	Sugar Maple
KHE	Kirsche	WTA	Weathered Ash*
LW	Legacy Walnut	WNB	White Nebbia
MW	Mahogany Walnut	WC	Williamsburg Cherry

\* Finish is Low Sheen

**CERTIFICATIONS & COMPLIANCE**

- CAL 117-2013 Compliance
- Intertek Sustainability Certified
- BIFMA level® Certified
- BIFMA Compliant® Certified
- TSCA Title VI (CARB) Compliance
- US Green Building's LEED® Contribution

**STATEMENT OF LINE**



Guest Chair  
427  
(See Details)

Item	Model No.	Chair Width	Chair Depth	Chair Height	Seat Width	Seat Depth	Seat Height	Arm Height	Ship Wt	Cubic Ft
GUEST CHAIR	427	24½	23½	33½	19⅞	18	18¾	25¼	32	23.7



**Description**

- Wall Saver Design
- Specify Frame Color ([See Frame Colors](#))
- Available with Contrasting Upholstery ([See Details](#))
- Optional Arm Caps ([See Details](#))

Must Specify (in this order):

- Model #
- Primary Upholstery
- Accent Upholstery
- Metal Color
- Arm Cap
- Arm Cap Finish

List Price/Grade	Yards	COM/1	2	3	4	5	6	7	8	9	10	L1	L2
Single Upholstery	2.25	\$ 1918	2031	2127	2220	2361	2505	2710	2922	3171	3457	2636	2942
Contrasting Upholstery													
Primary	1.50	\$ 1918	1993	2058	2119	2214	2310	2446	2587	2754	2944	2397	2601
Accent	0.75	\$ 0	38	69	101	147	195	264	335	417	513	239	341

For ordering options, [see overview at the beginning of this section.](#)



# ME, MYSELF & I

## GUEST, LOUNGE + TABLES BY PLEDGE (MMI SERIES)

In partnership with Pledge, a UK-based company, we welcome Me, Myself & I.

With the growth of open and breakout areas in the working environments, Me, Myself & I provides a relaxed and collective seating solution. Guest/Lounge seating is available in two back heights and contrasting fabrics. Add one of the perfectly matching tables to complete your setting.

**CONSTRUCTION**

- Internal wood components are manufactured using Baltic Birch and exposed parts are European Beech
- All chair joints are double-doweled or mortised and tenoned, screwed, and glued for maximum strength and durability
- Frames are individually hand assembled and sanded prior to being finished; Legs are 9¾”H on the seating and rectangular table and 14”H on the square table
- High Grade Polyurethane Foam, ¾” thick in the seat and 2” thick in the back
- Non-marring nylon glides included in each leg at floor level
- Tables have ½” thick HPL surface with ½ mm PVC edge band and Square edge profile; Designer White, Sugar Maple, and Williamsburg Cherry feature ABS rims.
- Seating rated for users up to 275lbs
- Ships fully assembled

**HOW TO ORDER EXAMPLE**

**GUEST/LOUNGE**

Model No.	Description	Example
MMI-O2	Leg Finish	LW
	Primary Upholstery	CF Stinson Nova Spotlight
	Accent Upholstery	CF Stinson Adagio Starfruit

**TABLES**

Model No.	Description	Example
MMIT-2	Leg Finish	BW
	Top Color	WH

**WOOD FINISHES AVAILABLE ON LEGS**

AW	Artisan Walnut	MAS	Mesa Sunset*
AS	Asian Night	MTS	Metropolis Sky
BW	Beigewood*	MNR	Midnight Run
BL	Black	NTM	Natural Marrone*
CO	Columbian Walnut	ORW	Oak Riftwood*
DC	Dark Cherry	PNW	Pinnacle Walnut
DFW	Dark Forest Walnut*	PTK	Portico Teak*
WH	Designer White	RC	River Cherry*
EF	Espresso	SCH	Select Cherry
FO	Fawn Oak*	SPW	Sepia Walnut*
FLW	Florence Walnut*	SKC	Shaker Cherry
GC	Golden Cherry	SBP	Smoky Brown Pear*
HW	Harvest Walnut	TK	Studio Teak
HNW	Henna Walnut	SM	Sugar Maple
KHE	Kirsche	WTA	Weathered Ash*
LW	Legacy Walnut	WNB	White Nebbia
MW	Mahogany Walnut	WC	Williamsburg Cherry

\* Finish is Low Sheen

**HPL (P) LAMINATE OPTIONS ON TABLES TOPS**

**WOODGRAIN**

AS	Asian Night	PTK	Portico Teak
BW	Beigewood	RC	River Cherry
CO	Columbian Walnut	SCH	Select Cherry
EF	Espresso	SPW	Sepia Walnut
FLW	Florence Walnut	SKC	Shaker Cherry
GC	Golden Cherry	SBP	Smoky Brown Pear
KHE	Kirsche	TK	Studio Teak
MW	Mahogany Walnut	SM	Sugar Maple
MNR	Midnight Run	WTA	Weathered Ash
NTM	Natural Marrone	WNB	White Nebbia
ORW	Oak Riftwood	WC	Williamsburg Cherry
PNW	Pinnacle Walnut		

**SOLID**

BL	Black	FHG	Fashion Grey
WH	Designer White	SG	Slate Grey

**TABLE EDGE PROFILE**




Square

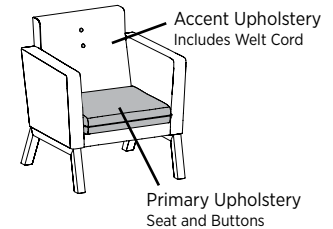
**UPHOLSTERY OPTIONS**

Available in single or contrasting upholsteries in a wide variety of graded-in or contract options, including fabric, vinyl, and leather.

**Single Upholstery**




**Contrasting Upholstery**

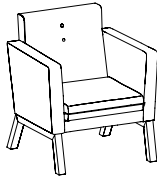


**CERTIFICATIONS & COMPLIANCE**

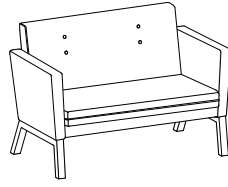
- CAL 117-2013 Compliance
- Intertek Sustainability Certified
- BIFMA level® Certified
- BIFMA Compliant® Certified
- TSCA Title VI (CARB) Compliance
- US Green Building's LEED® Contribution



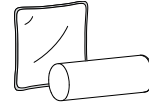
Low Back Chair:  
MMI-01  
[\(See Details\)](#)




Mid Back Chair:  
MMI-02  
[\(See Details\)](#)



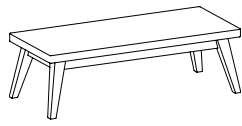
Mid Back Settee:  
MMI-12  
[\(See Details\)](#)



Enhance your space with  
Cush Pillows. [See Product Details.](#)




Square Table:  
MMIT-1  
[\(See Details\)](#)



Rectangle Table:  
MMIT-2  
[\(See Details\)](#)

**ME, MYSELF & I**  
**GUEST, LOUNGE + TABLES BY PLEDGE (MMI SERIES)**

Item	Model No.	Chair Width	Chair Depth	Chair Height	Seat Width	Seat Depth	Seat Height	Arm Height	Ship Wt	Cubic Ft
LOW BACK CLUB CHAIR	MMI-01	31	28	30	22	20	17½	26 ½	44	24.0



Must Specify (in this order):

- Model #
- Leg Finish
- Primary Upholstery
- Accent Upholstery


**Description**

- Standard with: Wood Legs and One Button in Back
- Available with Contrasting Upholstery; Primary Upholstery Includes Seat and Buttons; Accent Upholstery Includes Back, Arms, and Welt Cord ([See Details](#))

List Price/Grade	Yards	COM/1	2	3	4	5	6	7	8	9	10	L1	L2
Single Upholstery	4.50	\$ 2968	3193	3387	3571	3855	4143	4552	4975	5475	6046	4404	5016
Contrasting Upholstery													
Primary	1.25	\$ 2968	3031	3084	3136	3214	3294	3408	3526	3664	3823	3367	3537
Accent	3.25	\$ 0	163	302	436	640	848	1144	1450	1810	2223	1037	1479

**MID BACK CLUB CHAIR**

MMI-02	31	28	33½	22	20	17½	26½	46.3	24.0
--------	----	----	-----	----	----	-----	-----	------	------



Must Specify (in this order):

- Model #
- Leg Finish
- Primary Upholstery
- Accent Upholstery

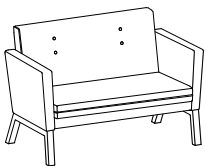
**Description**

- Standard with: Wood Legs and Two Buttons in Back
- Available with Contrasting Upholstery; Primary Upholstery Includes Seat and Buttons; Accent Upholstery Includes Back, Arms, and Welt Cord ([See Details](#))

List Price/Grade	Yards	COM/1	2	3	4	5	6	7	8	9	10	L1	L2
Single Upholstery	4.50	\$ 3022	3247	3441	3625	3909	4197	4606	5029	5529	6100	4458	5070
Contrasting Upholstery													
Primary	1.25	\$ 3022	3085	3138	3190	3268	3348	3462	3580	3718	3877	3421	3591
Accent	3.25	\$ 0	163	302	436	640	848	1144	1450	1810	2223	1037	1479

**MID BACK SETTEE**

MMI-12	51	28	33½	42	20	17½	26½	57	42.5
--------	----	----	-----	----	----	-----	-----	----	------



Must Specify (in this order):

- Model #
- Leg Finish
- Primary Upholstery
- Accent Upholstery

**Description**

- Standard with: Wood Legs and Four Buttons in Back
- Available with Contrasting Upholstery; Primary Upholstery Includes Seat and Buttons; Accent Upholstery Includes Back, Arms, and Welt Cord ([See Details](#))

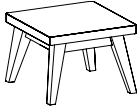
List Price/Grade	Yards	COM/1	2	3	4	5	6	7	8	9	10	L1	L2
Single Upholstery	5.75	\$ 3529	3817	4064	4300	4662	5030	5553	6094	6732	7462	5363	6145
Contrasting Upholstery													
Primary	1.75	\$ 3529	3617	3692	3764	3874	3986	4145	4310	4504	4726	4087	4325
Accent	4.00	\$ 0	200	372	536	788	1044	1408	1784	2228	2736	1276	1820

For ordering options, [see overview at the beginning of this section.](#)

# ME, MYSELF & I

## GUEST, LOUNGE + TABLES BY PLEDGE (MMI SERIES)

Item	Model No.	W	D	H	Ship Wt	Cubic Ft	List Price
SQUARE TABLE	MMIT-1	22	22	16	31	10.8	\$ 979



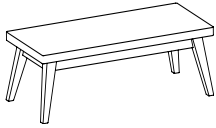
### Description

- Features 1½" HPL Top with Square Edge Profile and Wood Base
- Available with Contrasting Top and Leg Color

Must Specify (in this order):

Model #  
Leg Finish  
Top Color

RECTANGLE TABLE	MMIT-2	51	22	16	66	25.9	\$ 1334
-----------------	--------	----	----	----	----	------	---------



### Description

- Features 1½" HPL Top with Square Edge Profile and Base
- Available in Contrasting Surface and Leg Color

Must Specify (in this order):

Model #  
Leg Finish  
Top Color

For ordering options, [see overview at the beginning of this section.](#)

In partnership with Pledge, a UK-based company, we welcome Natta.

Natta offers an agile solution for a variety of community spaces and meeting applications. With its simplicity of form, it can achieve a subtle effect and still provide an excellent solution for any meeting and breakout environment. Available in matching benches, stools and tables.

**CONSTRUCTION**

- Internal wood components are manufactured using Baltic Birch and exposed parts are European Beech
- All chair joints are double-doweled or mortised and tenoned, screwed, and glued for maximum strength and durability
- Frames are individually hand assembled and sanded prior to being finished; Bench Legs are 14"H and Stool Legs are 29¼"H and are sanded prior to finishing
- High Grade Polyurethane Foam, 1" thick on the Stool seat and back; ¾" thick on Bench seat
- Non-marring nylon glides included in each leg at floor level
- Tables have ½" thick HPL surface with 1mm PVC edge band and Square edge profile; Designer White, Sugar Maple, and Williamsburg Cherry feature ABS rims.
- Stools and benches rated for users up to 275lbs
- Ships fully assembled

**HOW TO ORDER EXAMPLE**

**BENCHES**

Model No.	Description	Example
NA-1	Leg Finish Upholstery	WTA CF Stinson Artisan Moody

**TABLES**

Model No.	Description	Example
NAT-1	Leg Finish Top Color	SBP SBP

**WOOD FINISHES AVAILABLE ON LEGS**

AW Artisan Walnut	MAS Mesa Sunset*
AS Asian Night	MTS Metropolis Sky
BW Beigewood*	MNR Midnight Run
BL Black	NTM Natural Marrone*
CO Columbian Walnut	ORW Oak Riftwood*
DC Dark Cherry	PNW Pinnacle Walnut
DFW Dark Forest Walnut*	PTK Portico Teak*
WH Designer White	RC River Cherry*
EF Espresso	SCH Select Cherry
FO Fawn Oak*	SPW Sepia Walnut*
FLW Florence Walnut*	SKC Shaker Cherry
GC Golden Cherry	SBP Smoky Brown Pear*
HW Harvest Walnut	TK Studio Teak
HNW Henna Walnut	SM Sugar Maple
KHE Kirsche	WTA Weathered Ash*
LW Legacy Walnut	WNB White Nebbia
MW Mahogany Walnut	WC Williamsburg Cherry

\* Finish is Low Sheen

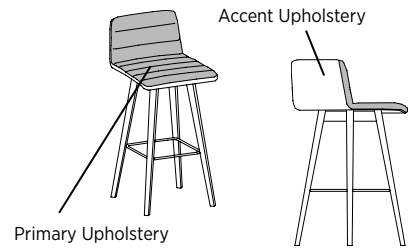
**UPHOLSTERY OPTIONS**

Available in single or contrasting upholsteries in a wide variety of graded-in or contract options, including fabric, vinyl, and leather. Accent includes extreme back which extends below the seat.

**Single Upholstery**



**Contrasting Upholstery**



**HPL (P) LAMINATE OPTIONS ON TABLE TOPS**

**WOODGRAIN**

AS Asian Night	PTK Portico Teak
BW Beigewood	RC River Cherry
CO Columbian Walnut	SCH Select Cherry
EF Espresso	SPW Sepia Walnut
FLW Florence Walnut	SKC Shaker Cherry
GC Golden Cherry	SBP Smoky Brown Pear
KHE Kirsche	TK Studio Teak
MW Mahogany Walnut	SM Sugar Maple
MNR Midnight Run	WTA Weathered Ash
NTM Natural Marrone	WNB White Nebbia
ORW Oak Riftwood	WC Williamsburg Cherry
PNW Pinnacle Walnut	

**SOLID**

BL Black	FHG Fashion Grey
WH Designer White	SG Slate Grey

**STOOL FOOT RING OPTIONS**

BLK Black
CHM Chrome

**CERTIFICATIONS & COMPLIANCE**


- CAL 117-2013 Compliance
- Intertek Sustainability Certified
- BIFMA level® Certified
- BIFMA Compliant® Certified
- TSCA Title VI (CARB) Compliance
- US Green Building's LEED® Contribution



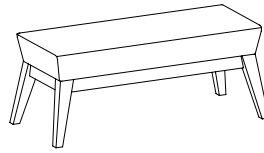
Stool: NAS-1C  
[\(See Details\)](#)



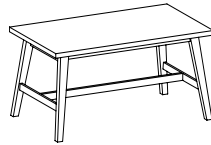
Swivel Stool: NAS-1CS  
[\(See Details\)](#)



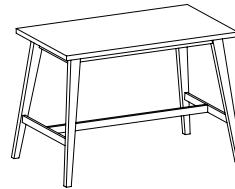
Small Bench: NA-11  
[\(See Details\)](#)



Large Bench: NA-1  
[\(See Details\)](#)



30"H Table: NAT-1  
[\(See Details\)](#)



42"H Table: NAT-2  
[\(See Details\)](#)

Item	Model No.	Chair Width	Chair Depth	Chair Height	Seat Width	Seat Depth	Seat Height	Arm Height	Ship Wt	Cubic Ft
STOOL	NAS-1C	19½	19½	40½	17	15½	30½	-	16	10.7



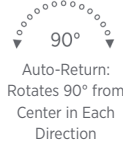
Must Specify (in this order):  
Model #  
Leg Finish  
Primary Upholstery  
Accent Upholstery  
Foot Ring Color

**Description**

- Back is 10" tall
- Stool Foot Ring Available in Black (BLK) or Chrome (CHRM); Must Specify
- Available with Contrasting Upholstery, [See Details](#)

List Price/Grade	Yards	COM/1	2	3	4	5	6	7	8	9	10	L1	L2
Single Upholstery	1.75	\$ 1383	1471	1546	1618	1728	1840	1999	2164	2358	2580	1941	2179
Contrasting Upholstery													
Primary	1.00	\$ 1383	1433	1476	1517	1580	1644	1735	1829	1940	2067	1702	1838
Accent	0.75	\$ 0	38	70	101	148	196	264	335	418	513	239	341

Item	Model No.	Chair Width	Chair Depth	Chair Height	Seat Width	Seat Depth	Seat Height	Arm Height	Ship Wt	Cubic Ft
SWIVEL STOOL	NAS-1CS	19½	19½	41¼	17	15½	31¼	-	18	10.7



Must Specify (in this order):  
Model #  
Leg Finish  
Primary Upholstery  
Accent Upholstery  
Foot Ring Color

**Description**

- Back is 10" tall
- Swivel Features Auto-Return and Rotates 90° from Center in Each Direction
- Stool Foot Ring Available in Black (BLK) or Chrome (CHRM); Must Specify
- Available with Contrasting Upholstery, [See Details](#)

List Price/Grade	Yards	COM/1	2	3	4	5	6	7	8	9	10	L1	L2
Single Upholstery	1.75	\$ 1476	1564	1639	1711	1821	1933	2092	2257	2451	2673	2034	2272
Contrasting Upholstery													
Primary	1.00	\$ 1476	1526	1569	1610	1673	1737	1828	1922	2033	2160	1795	1931
Accent	0.75	\$ 0	38	70	101	148	196	264	335	418	513	239	341

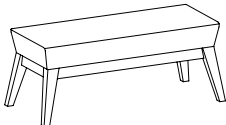
Item	Model No.	Chair Width	Chair Depth	Chair Height	Seat Width	Seat Depth	Seat Height	Arm Height	Ship Wt	Cubic Ft
SMALL BENCH	NA-11	21½	21½	19½	21½	20	19½	-	31	24.0



Must Specify (in this order):  
Model #  
Leg Finish  
Upholstery

List Price/Grade	Yards	COM/1	2	3	4	5	6	7	8	9	10	L1	L2
Single Upholstery	1.25	\$ 1227	1290	1343	1395	1473	1553	1667	1785	1923	2082	1626	1796

Item	Model No.	Chair Width	Chair Depth	Chair Height	Seat Width	Seat Depth	Seat Height	Arm Height	Ship Wt	Cubic Ft
LARGE BENCH	NA-1	50½	21½	19½	50½	20	19½	-	46	42.8

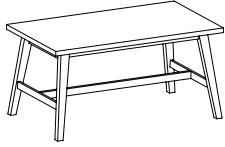


Must Specify (in this order):  
Model #  
Leg Finish  
Upholstery

List Price/Grade	Yards	COM/1	2	3	4	5	6	7	8	9	10	L1	L2
Single Upholstery	1.50	\$ 1733	1808	1873	1934	2029	2125	2261	2402	2569	2759	2212	2416

For ordering options, [see overview at the beginning of this section.](#)

Item	Model No.	W	D	H	Ship Wt	Cubic Ft	List Price
30"H MEETING TABLE	NAT-1	61½	35½	30½	106	43.7	\$ 2362



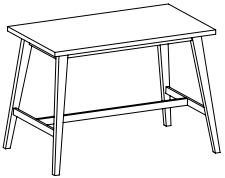
Must Specify (in this order):

Model #  
Leg Finish  
Top Color

#### Description

- Features 1½" HPL Top with Square Edge Profile and Wood Base
- Available with Contrasting [Top Color](#) and [Leg Finish](#)

42"H MEETING TABLE	NAT-2	63	39	42	115	64.0	\$ 2921
--------------------	-------	----	----	----	-----	------	---------



Must Specify (in this order):

Model #  
Leg Finish  
Top Color

#### Description

- Features 1½" HPL Top with Square Edge Profile and Wood Base
- Available with Contrasting [Top Color](#) and [Leg Finish](#)


For ordering options, [see overview at the beginning of this section.](#)



Plush Lounge seamlessly brings together the endurance needed for commercial spaces with the relaxed comforts of home. Introducing a smart range of freestanding and modular seating components, along with coordinating tables, that provide the flexibility and comfort needed in today's ever-changing environments.

### CONSTRUCTION

- Exposed wood parts are kiln-dried hardwoods, selected from the highest grades of plain sliced hardwood veneers and are free of spirits, discoloration, pits, shakes, and wormholes
- Joints are mortised and tenoned, screwed, and glued for maximum strength and durability
- High Grade Polyurethane Foam in the seat, back, and arms
- Maple Wood Legs are 2"Wx2½Dx6"H; Metal Legs are 2"Wx2"Dx6"H
- Lounge units and tables are connect using pre-installed metal ganging brackets (unless otherwise noted)
- Non-marring adjustable nylon glides included in each leg at floor level
- Table tops are ¾" thick and feature a vertical square profiled edge



- Seating units rated for users up to 275lbs
- Ships fully assembled

### HOW TO ORDER EXAMPLES

#### UPHOLSTERED MODELS

Model No.	Description	Example
620	Primary Upholstery	CF Stinson Velocity Pewter
	Accent Upholstery	CF Stinson Ace Driftwood
	Leg	ICON
	Leg Finish	BW
	Plinth Accent Trim	PLINTH
	Plinth Color	ORW
	Power	ECSL


#### TABLES

620-2433GET	Top Material	W
	Finish/Color	ORW
	Cabinet Accent	CASUS
	Leg	PLALUM
	Leg Finish	-
	Plinth Attachment	PLINTH ATTACHMENT
	Power Location	C
	Power	01-DUOBEZELS

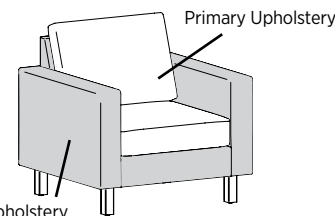
### UPHOLSTERY OPTIONS

Available in single or contrasting upholsteries in a wide variety of graded-in or contract options, including fabric, vinyl, and leather.

#### Single Upholstery



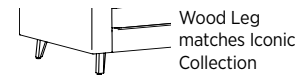
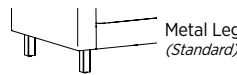
#### Contrasting Upholstery



### SEATING AND TABLE LEG OPTIONS

Plush seating and tables are standard with Black or Aluminum Metal legs. Optional Wood Leg matches our Iconic Caseloads Collection. Must Specify Leg and Color.

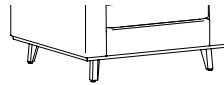
PLBLK	Black Metal Leg	STD
PLALUM	Aluminum Metal Leg	STD
ICON	Four (4) Wood Legs ( <i>Matches the Iconic Collection</i> )	\$ 316
	Two (2) Wood Legs ( <i>Matches the Iconic Collection</i> )	\$ 158
	One (1) Wood Leg ( <i>Matches the Iconic Collection</i> )	\$ 79



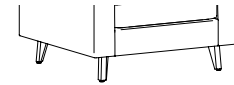
### PLINTH ACCENT TRIM OPTIONS

Plinth Accent Trim is available with Metal or Wood Leg.

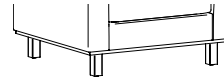
NONE	No Wood Plinth	Standard
PLINTH	Wood Plinth	\$ 297



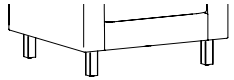
With Plinth Accent Trim and Wood Legs



Without Plinth Accent Trim and Wood Legs



With Plinth Accent Trim and Metal Legs



Without Plinth Accent Trim and Metal Legs

### LEG AND PLINTH WOOD FINISHES

Indiana Furniture uses a multi-step, hand finishing process on all exposed wood. Chairs feature a catalyzed varnish finish which offers durability, lasting beauty, and resistance to normal wear.

Chairs available with contrasting leg and plinth colors.

AW	Artisan Walnut	MAS	Mesa Sunset*
AS	Asian Night	MTS	Metropolis Sky
BW	Beigewood*	MNR	Midnight Run
BL	Black	NTM	Natural Marrone*
CO	Columbian Walnut	ORW	Oak Riftwood*
DC	Dark Cherry	PNW	Pinnacle Walnut
DFW	Dark Forest Walnut*	PTK	Portico Teak*
WH	Designer White	RC	River Cherry*
EF	Espresso	SCH	Select Cherry
FO	Fawn Oak*	SPW	Sepia Walnut*
FLW	Florence Walnut*	SKC	Shaker Cherry
GC	Golden Cherry	SBP	Smoky Brown Pear*
HW	Harvest Walnut	TK	Studio Teak
HNW	Henna Walnut	SM	Sugar Maple
KHE	Kirsche	WTA	Weathered Ash*
LW	Legacy Walnut	WNB	White Nebbia
MW	Mahogany Walnut	WC	Williamsburg Cherry

\*Finish is Low Sheen

### VENEER TABLES WITH VENEER (W) OR HPL (P) TOP OPTIONS

Veneer tables feature UV Advantage, an ultra-violet finish, on all exposed surfaces by utilizing roll-coat UV technology.

Veneer tables available with Veneer (W) or HPL (P) Top. Must specify Top Material and Finish Color. Tables are available with contrasting chassis and leg colors.

AW	Artisan Walnut	MW	Mahogany Walnut <sup>^</sup>
AS	Asian Night <sup>^</sup>	MAS	Mesa Sunset <sup>*</sup>
CO	Columbian Walnut <sup>^</sup>	MTS	Metropolis Sky
DC	Dark Cherry	ORW	Oak Riftwood <sup>*,^</sup>
DFW	Dark Forest Walnut	PNW	Pinnacle Walnut <sup>^</sup>
EF	Espresso <sup>^</sup>	SCH	Select Cherry <sup>^</sup>
FO	Fawn Oak <sup>*</sup>	SKC	Shaker Cherry <sup>^</sup>
GC	Golden Cherry <sup>^</sup>	SM	Sugar Maple <sup>^</sup>
HW	Harvest Walnut	WTA	Weathered Ash <sup>*,^</sup>
HNW	Henna Walnut	WC	Williamsburg Cherry <sup>^</sup>
LW	Legacy Walnut		

<sup>\*</sup>Finish is Low Sheen    <sup>^</sup>HPL Color Options with Veneer Tables

### TFL TABLES WITH TFL (T) OR HPL (P) TOP OPTIONS

TFL tables available with TFL (T) or HPL (P) Top. Must specify Top Material and Color.

#### WOODGRAIN

AS	Asian Night	PTK	Portico Teak
BW	Beigewood	RC	River Cherry
CO	Columbian Walnut	SKC	Shaker Cherry
EF	Espresso	SPW	Sepia Walnut
FLW	Florence Walnut	SBP	Smoky Brown Pear
KHE	Kirsche	TK	Studio Teak
MNR	Midnight Run	SM	Sugar Maple
NTM	Natural Marrone	WTA	Weathered Ash
ORW	Oak Riftwood	WNB	White Nebbia
PNW	Pinnacle Walnut	WC	Williamsburg Cherry

#### SOLID

BL	Black	WH	Designer White
----	-------	----	----------------

### INTERIOR CABINET TABLE ACCENT HPL (P) OPTIONS

Select Veneer tables feature an optional interior HPL accent color. See specific veneer tables for details.

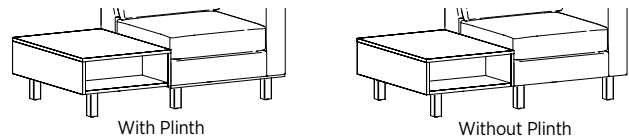
CABL	Black	CAFK	First Kiss
CABSH	Blush	CASG	Slate Grey
CAWH	Designer White	CASV	Summer Vacation
CAENL	Enamel	CASUS	Surfin USA
CAFHG	Fashion Grey		



### TABLE CONNECTION

The ganging construction will vary based on the connection of table to chairs with the Plinth Accent Trim option. Please specify Plinth Attachment when ganging tables with Plush Seating units that have the Plinth Accent Trim option.

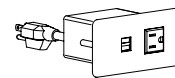
NO PLINTH ATTACHMENT Ganging Table to Seat without Plinth  
 PLINTH ATTACHMENT Ganging Table to Seat with Plinth



### SEATING AND OTTOMAN POWER OPTIONS

**Note:** Specified as if you are standing, looking at the chair.

Power locations for two arm models are 9" up from glide and 10" in from the outside of the arm. For one arm models, the power is located 9" up from glide and 4 3/4" from the side without an arm and 10" in from the outside of the arm.



1 Electrical Power and 2 USB Outlets

### Seating Units and 26" Ottoman: Locations + Colors

ECSL	Left Port, Silver	\$ 942
ECSR	Right Port, Silver	\$ 942
ECSLR	Left and Right Port, Silver	\$ 1884
ECBL	Left Port, Black	\$ 942
ECBR	Right Port, Black	\$ 942
ECBLR	Left and Right Port, Black	\$ 1884

### 31"x33" Ottoman Units: Locations + Colors

Power locations are specified based on the application and are available on one side in two locations. When specified, the power will be located 9" up from glide and 4 3/4" from the outside of the unit.


ECBL33	Black, Left on 33" Side	\$ 942
ECBR33	Black, Right on 33" Side	\$ 942
ECBLR33	Black, Left and Right on 33" Side	\$ 1884
ECSL33	Silver, Left on 33" Side	\$ 942
ECSR33	Silver, Right on 33" Side	\$ 942
ECSLR33	Silver, Left and Right on 33" Side	\$ 1884
ECBL31	Black, Left on 31" Side	\$ 942
ECBR31	Black, Right on 31" Side	\$ 942
ECBLR31	Black, Left and Right on 31" Side	\$ 1884
ECSL31	Silver, Left on 31" Side	\$ 942
ECSR31	Silver, Right on 31" Side	\$ 942
ECSLR31	Silver, Left and Right on 31" Side	\$ 1884

See next page for the location guide.


**SEATING AND OTTOMAN LOCATION GUIDE FOR POWER OPTIONS**

**Seating and 26" Ottoman Locations**

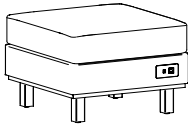
Club Chair shown with Power on Left



Club Chair shown with Power on Left and Right

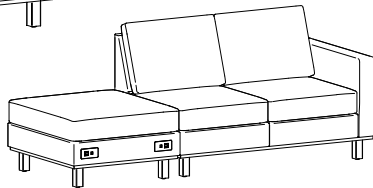
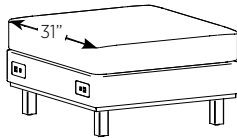


26" Ottoman Shown with Power on Right

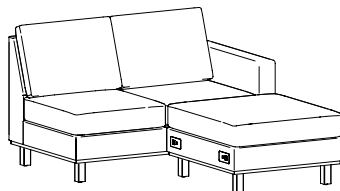
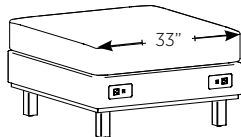


**31"x33" Ottoman Locations**

Specify power on the 31" side if placing the ottoman to the side of a single, two, or three seat unit.





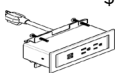
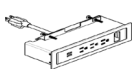
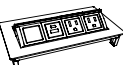


Specify power on the 33" side if placing the ottoman in front of a single, two, or three seat unit.



**TABLE POWER OPTIONS**

**Power Options + Locations:** Specify the grommet, power, and location. [See units for more details.](#)

Grommet	<i>Specify</i>		\$ 50
Black	GBR60		
Silver	GSR60		
D150 Wireless Charger			\$ 391
Wireless & Three (3) USB Ports			
Black	01-DOCK150B		
White	01-DOCK150W		
D950 Wireless & USB Charger			\$ 256
Wireless Charging			
Black	01-DOCK950B		
White	01-DOCK950W		
ECA Cove			\$ 942
One (1) Electrical Power and Two (2) USB Outlets			
Black	01-COVIUBL		
Silver	01-COVIUAL		
DUOBEZEL			\$ 652
Two (2) Electrical Power and Two (2) USB Outlets			
Black	01-DUOBEZELB		
White	01-DUOBEZELS		
Silver	01-DUOBEZELW		
TRIOBEZEL			\$ 700
Three (3) Electrical Power, Two (2) USB Outlets, and One (1) Open Data Port			
Black	01-TRIOBEZELB		
White	01-TRIOBEZELS		
Silver	01-TRIOBEZELW		
<i>Open Port Options for TRIOBEZEL</i>			
VGA Date Port	01-LCOMVGA		\$ 117
HDMI Data Port (Open Market Only)	01-LCOMHDMI		\$ 160
RJ45 Data Port	01-LCOMRJ45		\$ 76
DPORT4			\$ 1056
Two (2) USB Outlets, and Two (2) Open Data Port			
Aluminum	01-DPORT4A		
Black	01-DPORT4B		
<i>Port Options for DPORTS</i>			
USB Port	01-USBPORT		\$ 156
Voice Coupler	01-VOICE1		\$ 71
Data Port	01-RJ4DATA		\$ 161

**TABLE POWER LOCATIONS**

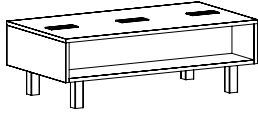
NONE	None	LC	Left and Centered
C	Centered	RC	Right and Centered
R	Right	LR	Left and Right
L	Left	LCR	Left, Right and Centered

See next page for locations options available on each table.

## TABLE POWER LOCATIONS

### Models

620-2445CT 620-2445CTT



Cocktail Table Shown with Metal Leg and Three TRIOBEZEL on Left and Right and Center


L/R: 6" from ends and 12" from front

C: 22½" from ends and 12" from front

*All power options available in Left, Right and Center.*

### Models

620-2433GET 620-2433GETT 620-2433GT 620-2433GTT

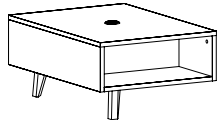


Ganging Inline Table Shown with DPORT4 on Center

L/R: 6" from ends and 16½" from front

C: 12" from ends and 16½" from front

*Grommet, D950 Wireless Charger and D150 Wireless & USB Charger available on Left, Right and Center.*

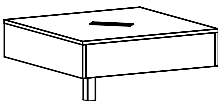


Ganging End Table Shown with Wood Leg, Grommet and Double USB Sand Dollar on Center

*All other power options available on Center only.*

### Models

620-2424CGT 620-2424CGTT




Ganging Corner Table Shown with Metal Leg and TRIOBEZEL on Center

C: 16½" from edge


*All power options available on Center only.*

## CERTIFICATIONS & COMPLIANCE

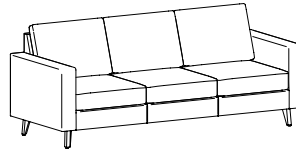
- CAL 117-2013 Compliance
- Intertek Sustainability Certified
- BIFMA level® Certified
- BIFMA Compliant® Certified
- TSCA Title VI (CARB) Compliance
- US Green Building's LEED® Contribution




Club Chair:  
620  
[\(See Details\)](#)




Settee:  
6202  
[\(See Details\)](#)



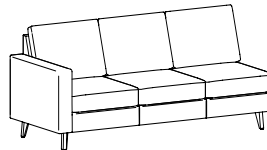
Sofa:  
6203  
[\(See Details\)](#)




Club Chair, 1 Arm:  
620R (Right)  
620L (Left)  
[\(See Details\)](#)



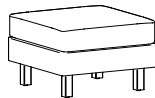
Settee, 1 Arm:  
6202R (Right)  
6202L (Left)  
[\(See Details\)](#)



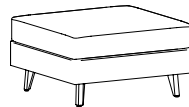
Sofa, 1 Arm:  
6203R (Right)  
6203L (Left)  
[\(See Details\)](#)



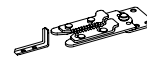
Corner Unit:  
620-90C  
[\(See Details\)](#)



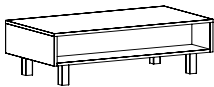
Ottoman:  
620-2626OT  
[\(See Details\)](#)



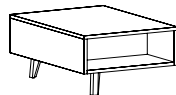
Ottoman:  
620-3133OT  
[\(See Details\)](#)



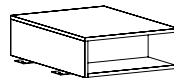
Ganging Bracket:  
620-000GB  
[\(See Details\)](#)



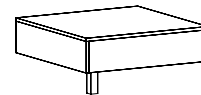
Cocktail Table:  
620-2445CT (Veneer)  
620-2445CTT (TFL)  
[\(See Details\)](#)



Ganging End Table:  
620-2433GET (Veneer)  
620-2433GETT (TFL)  
[\(See Details\)](#)


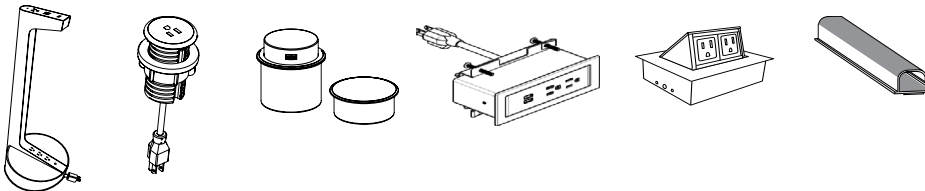


Ganging Inline Table:  
620-2433GT (Veneer)  
620-2433GETT (TFL)  
[\(See Details\)](#)



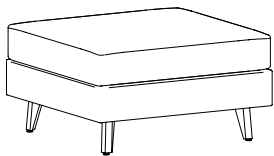
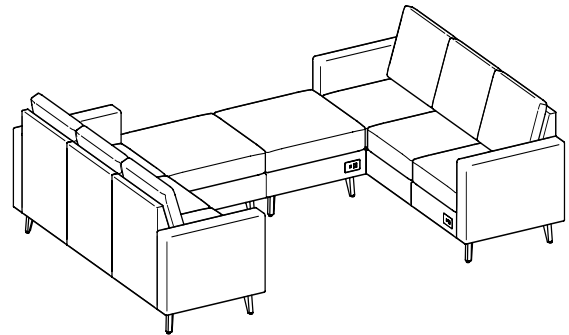



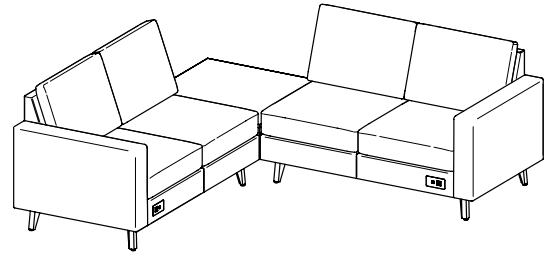
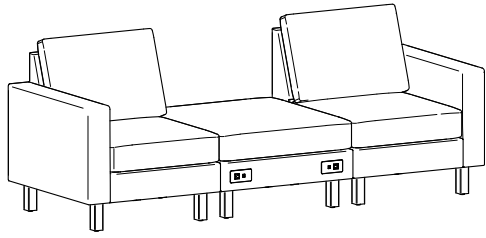
Ganging Corner Table:  
620-3333CGT (Veneer)  
620-3333CGTT (TFL)  
[\(See Details\)](#)

**Wire Management, Power/Data + Accessories**



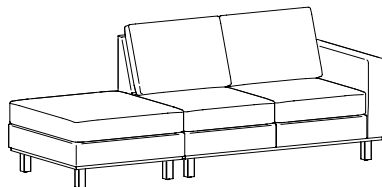
Make any Plush Lounge a little more stylish, cozier, and the overall a little brighter. Enhance your space with new Cush Pillows. Available in multiple shapes and sizes, and with or without piping, to bring the comforts of home or add sophistication to any space. [Visit our website for more details.](#)

Be inspired to personalize Cush and Plush with our broad range of graded-in and contract upholstery.




**620-31330T: Ottoman Project Ideas**

Set the 31"x33" ottoman to the side of a single, two or three seat unit and match the depth of the arm or set it in front of a corner or one arm unit and it matches the seat and arm width to create a chaise lounge application.

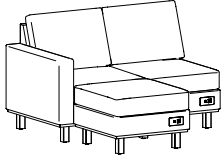


Ottoman matches depth of unit



Ottoman matches seat width to create a chaise lounge


Item	Model No.	Width	Depth	Height	Ship Wt	Cubic Ft	List Price
SETTEE + OTTOMAN	620-9	57¼	59½	36	140	62.9	\$ 5594



CONSISTS OF:		QTY		
6202L	1	Settee, 1 Arm, Left	\$	4209
Shown with Metal Legs, Optional ECSR Right Power Port				
620-2626OT	1	26" Ottoman	\$	1385
Shown with Metal Legs, Optional ECSR Right Power Port				

Products are available as left or right and with other features, where applicable  
 Grade 1 with standard metal leg pricing  
 List prices do not include optional power ports

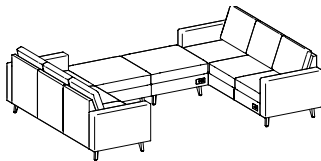
Item	Model No.	Width	Depth	Height	Ship Wt	Cubic Ft	List Price
L SHAPED	620-10	90½	90½	36	287	111.1	W/P\$ 10491



CONSISTS OF:		QTY		
6202L	1	Settee, 1 Arm, Left	\$	4209
Shown with Optional Wood Legs and ECSL Left Power Port				
620-3333CGT	1	Corner Table, Veneer	W/P\$	2073
6202R	1	Settee, 1 Arm, Right	\$	4209
Shown with Optional Wood Legs and ECSR Right Power Port				

Products are available as left or right and with other features, where applicable  
 Grade 1 with standard metal leg pricing  
 List prices do not include optional wood leg or power ports

Item	Model No.	Width	Depth	Height	Ship Wt	Cubic Ft	List Price
U GROUP	620-11	88¼	133	36	380	166.2	\$ 16117




CONSISTS OF:		QTY		
6203	1	Sofa	\$	6301
Shown with Optional Wood Legs and ECSR Right Power Port				
620-3133OT	1	31"x33" Ottoman	\$	1710
Shown with Optional Wood Legs and ECSR33 Right Power Port				
620-3133OT	1	31"x33" Ottoman	\$	1710
Shown with Optional Wood Legs and ECSL33 Left Power Port				
620-000GB	1	Ganging Bracket Kit; Optional	\$	95
<i>(Used to Connect Ottomans Together)</i>				
6203	1	Sofa	\$	6301
Shown with Optional Wood Legs and ECSL Left Power Port				

Products are available as left or right and with other features, where applicable  
 Grade 1 with standard metal leg pricing  
 List prices do not include optional wood leg or power ports

T = TFL P = HPL W = Veneer

For ordering options, [see overview at the beginning of this section.](#)

Item	Model No.	Chair Width	Chair Depth	Chair Height	Seat Width	Seat Depth	Seat Height	Arm Height	Ship Wt	Cubic Ft
CLUB CHAIR	620	36¼	33¼	36	26	21	18½	26	90	29.3



Shown with Metal Leg and Plinth Accent Trim

Must Specify (in this order):


- Model #
- Primary Upholstery
- Accent Upholstery
- Leg
- Leg Finish
- Plinth Accent
- Plinth Accent Finish
- Power

**Description**

- Standard with: Left and Right Arm and Metal Legs
- Available with Contrasting Upholstery ([See Details](#))
- Optional Plinth Accent Trim and Wood Legs Available in Contrasting Finishes
- Optional Wood Leg ([See Finish Options](#)), Plinth Accent ([See Plinth Options](#)) and Power ([See Seating Power Options](#))

List Price/Grade	Yards	COM/1	2	3	4	5	6	7	8	9	10	L1	L2
Single Upholstery	6.25	\$ 3118	3431	3699	3956	4349	4749	5318	5906	6599	7393	5112	5962
Contrasting Upholstery													
Primary	2.50	3151	3276	3384	3486	3644	3804	4031	4266	4544	4861	3949	4289
Accent	4.50	0	225	419	603	887	1175	1584	2007	2507	3078	1436	2048

SETTEE	6202	62¼	33¼	36	52	21	18½	26	120	50.8
--------	------	-----	-----	----	----	----	-----	----	-----	------



Shown with Wood Leg

Must Specify (in this order):

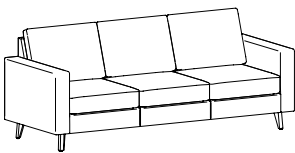
- Model #
- Primary Upholstery
- Accent Upholstery
- Leg
- Leg Finish
- Plinth Accent
- Plinth Accent Finish
- Power

**Description**

- Standard with: Left and Right Arm and Metal Legs
- Available with Contrasting Upholstery ([See Details](#))
- Optional Plinth Accent Trim and Wood Legs Available in Contrasting Finishes
- Optional Wood Leg ([See Finish Options](#)), Plinth Accent ([See Plinth Options](#)) and Power ([See Seating Power Options](#))

List Price/Grade	Yards	COM/1	2	3	4	5	6	7	8	9	10	L1	L2
Single Upholstery	9.25	\$ 4656	5119	5516	5896	6478	7070	7912	8782	9808	10983	7607	8865
Contrasting Upholstery													
Primary	4.00	4689	4889	5061	5225	5477	5733	6097	6473	6917	7425	5965	6509
Accent	6.00	0	300	558	804	1182	1566	2112	2676	3342	4104	1914	2730

SOFA	6203	88¼	33¼	36	78	21	18½	26	150	70.1
------	------	-----	-----	----	----	----	-----	----	-----	------



Shown with Wood Leg

Must Specify (in this order):

- Model #
- Primary Upholstery
- Accent Upholstery
- Leg
- Leg Finish
- Plinth Accent
- Plinth Accent Finish
- Power

**Description**

- Standard with: Left and Right Arm and Metal Legs
- Available with Contrasting Upholstery ([See Details](#))
- Optional Plinth Accent Trim and Wood Legs Available in Contrasting Finishes
- Optional Wood Leg ([See Finish Options](#)), Plinth Accent ([See Plinth Options](#)) and Power ([See Seating Power Options](#))

List Price/Grade	Yards	COM/1	2	3	4	5	6	7	8	9	10	L1	L2
Single Upholstery	12.00	\$ 6301	6901	7417	7909	8665	9433	10525	11653	12985	14509	10129	11761
Contrasting Upholstery													
Primary	6.25	6378	6691	6959	7216	7609	8009	8578	9166	9859	10653	8372	9222
Accent	7.50	0	375	698	1005	1478	1958	2640	3345	4178	5130	2393	3413



Optional Wood Leg

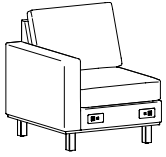


Optional Plinth Accent Trim


For ordering options, [see overview at the beginning of this section.](#)



Item	Model No.	Chair Width	Chair Depth	Chair Height	Seat Width	Seat Depth	Seat Height	Arm Height	Ship Wt	Cubic Ft
CLUB CHAIR, 1 ARM	<b>Left</b>	<b>Right</b>								
	620L	620R	31¼	33¼	36	26	21	18½	26	80



Shown as Left with Metal Leg, Plinth Accent Trim, Power in Left and Right Locations



Shown as Right with Wood Leg

**Description**

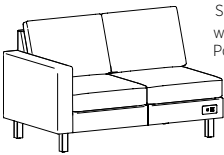
- Standard with: Left or Right Arm, Metal Legs, and Ganging Brackets Installed on Connecting Side
- Available with Contrasting Upholstery ([See Details](#))
- Optional Plinth Accent Trim and Wood Legs Available in Contrasting Finish Colors
- Optional Wood Leg ([See Finish Options](#)), Plinth Accent ([See Plinth Options](#)) and Power ([See Seating Power Options](#))

List Price/Grade	Yards	COM/1	2	3	4	5	6	7	8	9	10	L1	L2
Single Upholstery	5.00	\$ 2554	2804	3019	3224	3539	3859	4314	4784	5339	5974	4149	4829
Contrasting Upholstery													
Primary	2.50	2598	2723	2831	2933	3091	3251	3478	3713	3991	4308	3396	3736
Accent	3.50	0	175	326	469	690	914	1232	1561	1950	2394	1117	1593


Must Specify (in this order):

- Model #
- Primary Upholstery
- Accent Upholstery
- Leg
- Leg Finish
- Plinth Accent
- Plinth Accent Finish
- Power

Item	Model No.	Chair Width	Chair Depth	Chair Height	Seat Width	Seat Depth	Seat Height	Arm Height	Ship Wt	Cubic Ft
SETTEE, 1 ARM	<b>Left</b>	<b>Right</b>								
	6202L	6202R	57¼	33¼	36	52	21	18½	26	110



Shown as Left with Metal Leg Power in Right Location



Shown as Right with Wood Leg

**Description**

- Standard with: Left or Right Arm, Metal Legs, and Ganging Brackets Installed on Connecting Side
- Available with Contrasting Upholstery ([See Details](#))
- Optional Plinth Accent Trim and Wood Legs Available in Contrasting Finish Colors
- Optional Wood Leg ([See Finish Options](#)), Plinth Accent ([See Plinth Options](#)) and Power ([See Seating Power Options](#))

List Price/Grade	Yards	COM/1	2	3	4	5	6	7	8	9	10	L1	L2
Single Upholstery	8.50	\$ 4209	4634	5000	5348	5884	6428	7201	8000	8944	10023	6921	8077
Contrasting Upholstery													
Primary	4.00	4220	4420	4592	4756	5008	5264	5628	6004	6448	6956	5496	6040
Accent	4.75	0	238	442	637	936	1240	1672	2119	2646	3249	1515	2161

Must Specify (in this order):

- Model #
- Primary Upholstery
- Accent Upholstery
- Leg
- Leg Finish
- Plinth Accent
- Plinth Accent Finish
- Power



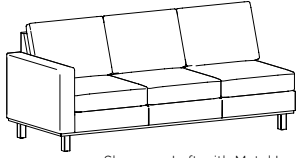
Optional Wood Leg



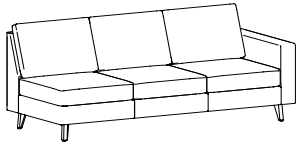
Optional Plinth Accent Trim

For ordering options, [see overview at the beginning of this section.](#)

Item	Model No.	Chair Width	Chair Depth	Chair Height	Seat Width	Seat Depth	Seat Height	Arm Height	Ship Wt	Cubic Ft	
SOFA, 1 ARM	<b>Left</b>										
	<b>Right</b>										
	6203L	6203R	83¼	33¼	36	78	21	18½	26	140	70.1



Shown as Left with Metal Leg and Plinth Accent Trim



Shown as Right with Wood Leg

**Description**

- Standard with: Left or Right Arm, Metal Legs, and Ganging Brackets Installed on Connecting Side
- Available with Contrasting Upholstery ([See Details](#))
- Optional Plinth Accent Trim and Wood Legs Available in Contrasting Finish Colors
- Optional Wood Leg ([See Finish Options](#)), Plinth Accent ([See Plinth Options](#)) and Power ([See Seating Power Options](#))

List Price/Grade	Yards	COM/1	2	3	4	5	6	7	8	9	10	L1	L2
Single Upholstery	11.00	\$ 5835	6385	6858	7309	8002	8706	9707	10741	11962	13359	9344	10840
Contrasting Upholstery													
Primary	6.25	5890	6203	6471	6728	7121	7521	8090	8678	9371	10165	7884	8734
Accent	6.00	0	300	558	804	1182	1566	2112	2676	3342	4104	1914	2730

Must Specify (in this order):

- Model #
- Primary Upholstery
- Accent Upholstery
- Leg
- Leg Finish
- Plinth Accent
- Plinth Accent Finish
- Power

CORNER UNIT	620-90C	33¼	33¼	36	21	21	18½			80	29.3
-------------	---------	-----	-----	----	----	----	-----	--	--	----	------



Shown with Wood Leg and Plinth Accent Trim

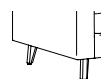
**Description**

- Standard with: Metal Legs and Ganging Brackets Installed on Both Connecting Sides
- Available with Contrasting Upholstery ([See Details](#))
- Due to Connecting Applications Power is Not Available on this Unit
- Optional Plinth Accent Trim and Wood Legs Available in Contrasting Finish Colors
- Optional Wood Leg ([See Finish Options](#)) and Plinth Accent ([See Plinth Options](#))

List Price/Grade	Yards	COM/1	2	3	4	5	6	7	8	9	10	L1	L2
Single Upholstery	6.50	\$ 2829	3154	3434	3700	4110	4526	5117	5728	6450	7275	4903	5787
Contrasting Upholstery													
Primary	3.25	2851	3014	3153	3287	3491	3699	3995	4301	4661	5074	3888	4330
Accent	3.75	0	188	349	503	739	979	1320	1673	2089	2565	1196	1706

Must Specify (in this order):

- Model #
- Primary Upholstery
- Accent Upholstery
- Leg
- Leg Finish
- Plinth Accent
- Plinth Accent Finish



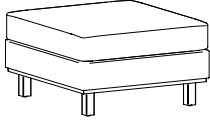
Optional Wood Leg



Optional Plinth Accent Trim

For ordering options, [see overview at the beginning of this section.](#)

Item	Model No.	Chair Width	Chair Depth	Chair Height	Seat Width	Seat Depth	Seat Height	Ship Wt	Cubic Ft
31"X33" OTTOMAN	620-3133OT	-	-	-	31¼	33¼	18½	-	40 13.0



Shown with Metal Leg and Plinth Accent Trim

Must Specify (in this order):

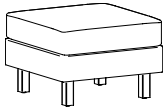
- Model #
- Primary Upholstery
- Accent Upholstery
- Ottoman Leg
- Leg Finish
- Plinth Accent
- Plinth Accent Finish
- Power

**Description**

- Standard with: Metal Legs and Ganging Brackets Included but Not Installed
- Available with Contrasting Upholstery ([See Details](#))
- Power Available on Either a 31" Side or a 33" Side
- Optional Plinth Accent Trim and Wood Legs Available in Contrasting Finish Colors
- Optional Wood Leg ([See Finish Options](#)), Plinth Accent ([See Plinth Options](#)) and Power ([See Seating Power Options](#))

List Price/Grade	Yards	COM/1	2	3	4	5	6	7	8	9	10	L1	L2
Single Upholstery	4.25	\$ 1710	1923	2105	2280	2547	2819	3206	3606	3606	4617	3066	3644
Contrasting Upholstery													
Primary	2.75	1710	1848	1966	2079	2252	2428	2678	2937	3242	3591	2587	2961
Accent	1.50	0	75	140	201	296	392	528	669	836	1026	479	683

26" OTTOMAN	620-2626OT	-	-	-	26	26	18½	-	30	12.1
-------------	------------	---	---	---	----	----	-----	---	----	------



Shown with Metal Leg

Must Specify (in this order):

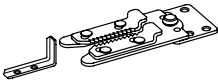
- Model #
- Primary Upholstery
- Accent Upholstery
- Ottoman Leg
- Leg Finish
- Plinth Accent
- Plinth Accent Finish
- Power

**Description**

- Standard with: Metal Legs and Ganging Brackets Included but Not Installed
- Available with Contrasting Upholstery ([See Details](#))
- Power is Available in One Side of the Unit
- Optional Plinth Accent Trim and Wood Legs Available in Contrasting Finish Colors
- Optional Wood Leg ([See Finish Options](#)), Plinth Accent ([See Plinth Options](#)) and Power ([See Seating Power Options](#))

List Price/Grade	Yards	COM/1	2	3	4	5	6	7	8	9	10	L1	L2
Single Upholstery	2.50	\$ 1385	1510	1618	1720	1878	2038	2265	2500	2778	3095	2183	2523
Contrasting Upholstery													
Primary	1.75	1396	1484	1559	1631	1741	1853	2012	2177	2371	2593	1954	2192
Accent	1.00	0	50	93	134	197	261	352	446	557	684	319	455

Item	Model No.	W	D	H	Ship Wt	Cubic Ft	List Price
GANGING BRACKET KIT	620-000GB	4	4½	½	6	0.3	\$ 95



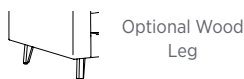
OPEN MARKET

Must Specify (in this order):

- Model #
- Quantity

**Description**

- Includes Two (2) Brackets For Connecting One (1) Seating Unit or Ottoman to Another Seating Unit with and without Plinth Accent Trim Option
- Ganging Brackets are Included on Some Models; See Individual Models.
- Not to be Used with Plush Tables

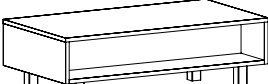


Optional Wood Leg



Optional Plinth Accent Trim

For ordering options, [see overview at the beginning of this section.](#)

Item	Model No.		W	D	H	Ship Wt	Cubic Ft	List Price
 COCKTAIL TABLE	620-2445CT	Veneer/HPL	45	24	15	77	9.4	W/P\$ 2096
		Veneer Chassis						
	620-2445CTT	TFL	45	24	15	77	9.4	T\$ 1280
		TFL Chassis						P\$ 1398

Shown with Metal Leg

Must Specify (in this order):

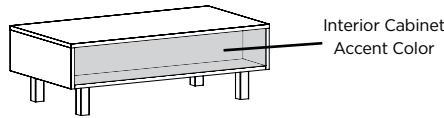
- Model #
- Top Material
- Finish/Color
- Cabinet Accent Color (Veneer Only)
- Leg
- Leg Finish/Color
- Power Location
- Power

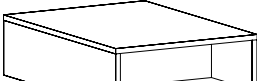
**Description**

- Standard with: Metal Legs
- Chassis Available in Veneer (W) or TFL (T)
- Top Available with Veneer (W), TFL (T) or HPL (P), Must Specify
- Primary Finish and Wood Legs Available in Contrasting Finish Colors; [See Color Options](#)
- 9"D Cubby Area on Both Sides of the Table
- Optional Cabinet Interior Accent Color on Veneer Tables Only; Must Specify Color, [See Color Options](#)
- Optional Wood Leg ([See Finish Options](#)) and Power ([See Table Power Options](#))

**Veneer Table Cabinet Accent Option: Specify Color & Add**

Interior Cabinet Table Accent	- Available on Veneer Tables Only; <a href="#">See Color Options</a>	\$	185
-------------------------------	--	----	-----



 GANGING END TABLE	620-2433GET	Veneer/HPL	33	24	15	59	6.9	W/P\$ 1805
		Veneer Chassis						
	620-2433GETT	TFL	33	24	15	59	6.9	T\$ 1156
		TFL Chassis						P\$ 1262

Shown with Wood Leg

Must Specify (in this order):

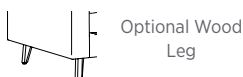
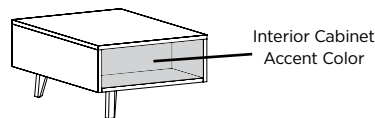
- Model #
- Top Material
- Finish/Color
- Cabinet Accent Color (Veneer Only)
- Leg
- Leg Finish/Color
- Plinth Attachment
- Power Location
- Power

**Description**

- Standard with: Metal Legs and Ganging Brackets on Connecting Side
- Chassis Available in Veneer (W) or TFL (T)
- Top Available with Veneer (W), TFL (T) or HPL (P), Must Specify
- Primary Finish and Wood Legs Available in Contrasting Finish Colors; [See Color Options](#)
- Ganging Construction will Vary Based on the Connection of Table to Chairs with the Plinth Accent Trim Option. [See Options](#) to Specify Plinth Attachment When Ganging Tables with Plush Seating That Have the Plinth Accent Trim Option
- 12"D Cubby Area on Both Sides of the Table
- Optional Cabinet Interior Accent Color on Veneer Tables Only; Must Specify Color, [See Color Options](#)
- Optional Wood Leg ([See Finish Options](#)) and Power ([See Table Power Options](#))

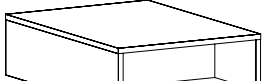
**Veneer Table Cabinet Accent Option: Specify Color & Add**

Interior Cabinet Table Accent	- Available on Veneer Tables Only; <a href="#">See Color Options</a>	\$	185
-------------------------------	--	----	-----



T = TFL P = HPL W = Veneer

For ordering options, [see overview at the beginning of this section.](#)

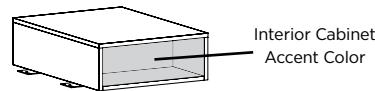
Item	Model No.		W	D	H	Ship Wt	Cubic Ft	List Price
<b>GANGING INLINE TABLE</b> 	620-2433GT	Veneer/HPL	33	24	9	53	4.1	W/P\$ 1818
		Veneer Chassis						
	620-2433GTT	TFL	33	24	9	53	4.1	T\$ 1163
		TFL Chassis						P\$ 1270

**Description**

- Standard with: Four (4) Ganging Brackets Included
- Chassis Available in Veneer (W) or TFL (T)
- Top Available with Veneer (W), TFL (T) or HPL (P), Must Specify
- 12”D Cubby Area on Both Sides of the Table
- Optional Cabinet Interior Accent Color on Veneer Tables Only; Must Specify Color, [See Color Options](#)
- Ganging Construction will Vary Based on the Connection of Table to Chairs with the Plinth Accent Trim Option. [See Options](#) to Specify Plinth Attachment When Ganging Tables with Plush Seating That Have the Plinth Accent Trim Option
- Optional Power ([See Table Power Options](#))

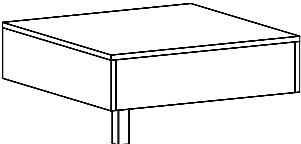
**Veneer Table Cabinet Accent Option: Specify Color & Add**

Interior Cabinet Table Accent	- Available on Veneer Tables Only; <a href="#">See Color Options</a>	\$	185
-------------------------------	--	----	-----



Must Specify (in this order):

- Model #
- Top Material
- Finish/Color
- Cabinet Accent Color (Veneer Only)
- Plinth Attachment
- Power Location
- Power

<b>GANGING CORNER TABLE</b> 	620-3333CGT	Veneer/HPL	33	33	15	67	9.5	W/P\$ 2073
		Veneer Chassis						
	620-3333CGTT	TFL	33	33	15	67	9.5	T\$ 1303
		TFL Chassis						P\$ 1439

Shown with Metal Leg

**Description**

- Standard with: Metal Legs, Top Features Diagonal Grain Direction, and Four (4) Ganging Brackets Included
- Chassis Available in Veneer (W) or TFL (T)
- Top Available with Veneer (W), TFL (T) or HPL (P), Must Specify
- Ganging Construction will Vary Based on the Connection of Table to Chairs with the Plinth Accent Trim Option. [See Options](#) to Specify Plinth Attachment When Ganging Tables with Plush Seating That Have the Plinth Accent Trim Option
- No Cubby Thus Interior Cabinet Accent Not Available
- Optional Wood Leg ([See Finish Options](#)) and Power ([See Table Power Options](#))

Must Specify (in this order):

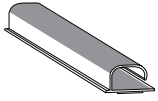
- Model #
- Top Material
- Finish/Color
- Leg
- Leg Finish
- Plinth Attachment
- Power Location
- Power



T = TFL P = HPL W = Veneer

For ordering options, [see overview at the beginning of this section.](#)

Item	Model No.	W	D	H	Ship Wt	Cubic Ft	List Price
WIRE CHANNEL	01-32125	24	1 $\frac{1}{2}$	1	.25	0.3	\$ 102


**Description**

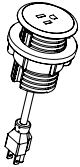
- Available in Black
- Includes (2) Double-Sided Tape Ribbons for Easy Installation
- Open J Channel for Easy Wire Management

VESTA POWER CENTER	01-PDCTR	10 $\frac{3}{4}$	12	28 $\frac{1}{4}$	14	2.5	\$ 1716
--------------------	----------	------------------	----	------------------	----	-----	---------


**Description**

- Top Includes One (1) Power Outlet, Two (2) USB Ports and One (1) USBC Port; Base Includes Three (3) Outlet
- Available in White
- 120" Power Cord
- Built with Weight Distribution for Optimal Stability
- Base is 5" Tall

SINGLE POWER SAND DOLLAR	01-SAND60PS	Silver	3	3	4	1	0.2	\$ 95
--------------------------	-------------	--------	---	---	---	---	-----	-------



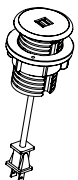
01-SAND60PW	White	\$ 95
-------------	-------	-------

01-SAND60PB	Black	\$ 95
-------------	-------	-------

**Description**

- Unit is 2" Diameter; Mounts in 60mm Round Grommet
- 6' Cord
- Single Power Outlet

DOUBLE USB SAND DOLLAR	01-SAND60US	Silver	3	3	4	1	0.2	\$ 268
------------------------	-------------	--------	---	---	---	---	-----	--------




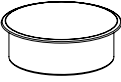
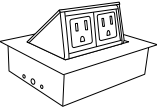
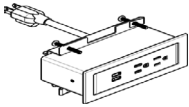
01-SAND60UW	White	\$ 268
-------------	-------	--------

01-SAND60UB	Black	\$ 268
-------------	-------	--------

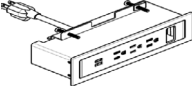
**Description**

- Unit is 2" Diameter; Mounts in 60mm Round Grommet
- 6' Cord
- Double USB

For ordering options, [see overview at the beginning of this section.](#)

Item	Model No.		W	D	H	Ship Wt	Cubic Ft	List Price
 <p>Open Market Only</p>	01-DOCK150W	White	3	3	¾"	1	0.2	\$ 391
	01-DOCK150B	Black						\$ 391
<p><b>Description</b></p> <ul style="list-style-type: none"> <li>• For Use with Wireless Charging Enabled Devices and USB Charging Devices</li> <li>• 5 Watt Maximum Output with a Direct Current Input of 5V 6A (Wireless Fast Charge)</li> <li>• Mounts in 76mm Round Cut-Out</li> <li>• Pop-Up is ¾"H and Includes Three (3) USB Ports; One (1) 12 Watt Maximum with 2.4A (USB Fast Charge) and Two (2) 5 Watt with 1A (USB Standard Charge)</li> <li>• LED Light will Confirm Pairing with Device and Begin Wireless Charging</li> <li>• UL and cUL Certified</li> </ul>								
 <p>Open Market Only</p>	01-DOCK950W	White	3 $\frac{3}{16}$	3 $\frac{3}{16}$	-	1	0.2	\$ 256
	01-DOCK950B	Black						\$ 256
<p><b>Description</b></p> <ul style="list-style-type: none"> <li>• For Use with Wireless Charging Enabled Devices</li> <li>• 5 Watts Maximum Output with a Direct Current of 5V 2A and 10 Watts Maximum with Quick Charge 2.0</li> <li>• Mounts in 76mm Round Cut-Out</li> <li>• LED will Confirm Pairing with Device and Begin Wireless Charging</li> </ul>								
	01-DATA440A	Aluminum	5 $\frac{5}{16}$	4 $\frac{3}{8}$	-	5	0.2	\$ 931
	01-DATA440B	Black						\$ 931
<p><b>Description</b></p> <ul style="list-style-type: none"> <li>• Two (2) Power Outlets</li> <li>• Soft Touch Hinged Lid</li> <li>• 6' Power Cord</li> <li>• UL and CSA Recognized</li> </ul>								
	01-DUOBEZELS	Silver	9	2 $\frac{1}{2}$	3	1	0.2	\$ 652
	01-DUOBEZELW	White						\$ 652
	01-DUOBEZELB	Black						\$ 652
<p><b>Description</b></p> <ul style="list-style-type: none"> <li>• Worksurface Must Be Routed To Accept Unit, Which Sits Down Into Worksurface Supported By Attractive Slim Fit Bezel</li> <li>• Two (2) Power/Two (2) USB Power</li> <li>• Independent USB Circuit Controllers Deliver up to 2.1 Amps to Each Post</li> <li>• All Mounting Hardware Included</li> <li>• FCC Part 15A and UL Approved for Horizontal and Vertical Applications</li> <li>• 10' Cord</li> </ul>								

For ordering options, [see overview at the beginning of this section.](#)

Item	Model No.		W	D	H	Ship Wt	Cubic Ft	List Price
	01-TRIOBEZELS	Silver	6½	2½	3¼	1	0.2	\$ 700
	01-TRIOBEZELW	White						\$ 700
	01-TRIOBEZELB	Black					\$ 700	

#### Description

- Worksurface Must Be Routed To Accept Unit, Which Sits Down Into Worksurface Supported By Attractive Slim Fit Bezel
- Three (3) Power/Two (2) USB Power/One (1) Open Data
- Independent USB Circuit Controllers Deliver up to 2.1 Amps to Each Post
- HDMI, VGA, or RJ45 Accessories Sold Separately
- All Mounting Hardware Included
- FCC Part 15A and UL Approved for Horizontal and Vertical Applications
- 10' Cord

	01-DUOCLAMPS	Silver	5½	3	7	1	0.2	\$ 553
	01-DUOCLAMPW	White						\$ 553
	01-DUOCLAMPB	Black					\$ 553	

#### Description

- Silver Metal Trim
- Clamps to Top
- Two (2) Power/Two (2) USB Power
- Independent USB Circuit Controllers Deliver up to 2.1 Amps to Each Post
- All Mounting Hardware Included
- FCC Part 15A and UL Approved for Horizontal and Vertical Applications
- 10' Cord

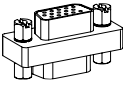
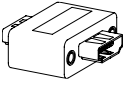
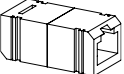
	01-TRIOCLAMPS	Silver	8	3	7	1	0.2	\$ 648
	01-TRIOCLAMPW	White						\$ 648
	01-TRIOCLAMPB	Black					\$ 648	

#### Description

- Silver Metal Trim
- Clamps to Top
- Three (3) Power/Two (2) USB Power/One (1) Open Data; 10' Cord
- Independent USB Circuit Controllers Deliver up to 2.1 Amps to Each Post
- HDMI, VGA, or RJ45 Accessories Sold Separately; See Below
- All Mounting Hardware Included
- FCC Part 15A and UL Approved for Horizontal and Vertical Applications

For ordering options, [see overview at the beginning of this section.](#)



Item	Model No.	W	D	H	Ship Wt	Cubic Ft	List Price
TRIO VGA DATA PORT ACCESSORY	01-LCOMVGA	-	-	-	-	-	\$ 117
	<b>Description</b> • VGA Ports for Trio Units						
TRIO HDMI DATA PORT ACCESSORY	01-LCOMHDMI	-	-	-	-	-	\$ 160
	<b>Description</b> • HDMI Ports for Trio Units						
Open Market Only							
TRIO RJ45 DATA PORT ACCESSORY	01-LCOMRJ45	-	-	-	-	-	\$ 76
	<b>Description</b> • RJ45 Ports for Trio Units						

For ordering options, [see overview at the beginning of this section.](#)



Designed by Jason Lansdale in conjunction with our UK partner, Pledge, Polka is a flexible and fun modular seating range with soft curves and gentle waterfall seat edges. Its low, wide stance and asymmetric shapes provide a striking alternative for sitting, relaxing, and touchdown working. Perfect for lobbies, atriums, and collaboration areas.

**CONSTRUCTION**

- Internal wood components and frame are manufactured using Baltic Birch plywood; frames are individually hand assembled, and all joints are mortised and tenoned, and glued for maximum strength and durability
- Legs are constructed of European Beech; Leg is 1¾"W x 10½"D 8¾"H with glide, Foot is 2¼"D
- High Grade Polyurethane Foam, 3¾" thick
- Includes non-marring, nylon adjustable glides
- Lounge units rated for users up to 275lbs
- Ships fully assembled

**HOW TO ORDER EXAMPLE**

Model No.	Description	Example
PLK01L	Leg Finish	BW
	Upholstery	CF Stinson Round Trip Energy

**UPHOLSTERY OPTIONS**

Available in single upholstery. Select from a wide variety of graded-in or contract options, including fabric, vinyl, and leather.

Upholstery is applied across the roll and Indiana Furniture will make every attempt to apply the upholstery in the same direction on multiple pieces while making the best use of the yardage supplied.

**LEG WOOD FINISHES**

Indiana Furniture uses a multi-step, hand finishing process on all exposed wood.

Chairs feature a catalyzed varnish finish which offers durability, lasting beauty, and resistance to normal wear.

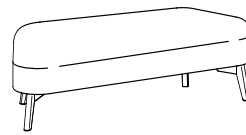
AW Artisan Walnut	MAS Mesa Sunset*
AS Asian Night	MTS Metropolis Sky
BW Beigewood*	MNR Midnight Run
BL Black	NTM Natural Marrone*
CO Columbian Walnut	ORW Oak Riftwood*
DC Dark Cherry	PNW Pinnacle Walnut
DFW Dark Forest Walnut*	PTK Portico Teak*
WH Designer White	RC River Cherry*
EF Espresso	SCH Select Cherry
FO Fawn Oak*	SPW Sepia Walnut*
FLW Florence Walnut*	SKC Shaker Cherry
GC Golden Cherry	SBP Smoky Brown Pear*
HW Harvest Walnut	TK Studio Teak
HNW Henna Walnut	SM Sugar Maple
KHE Kirsche	WTA Weathered Ash*
LW Legacy Walnut	WNB White Nebbia
MW Mahogany Walnut	WC Williamsburg Cherry

\* Finish is Low Sheen

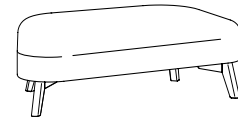
**CERTIFICATIONS & COMPLIANCE**

- CAL 117-2013 Compliance
- Intertek Sustainability Certified
- BIFMA level® Certified
- BIFMA Compliant® Certified
- TSCA Title VI (CARB) Compliance
- US Green Building's LEED® Contribution

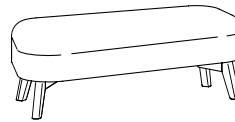
**STATEMENT OF LINE**



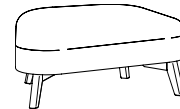
84½"W x 38¼"D  
PLK01R (Right)  
PLK01L (Left)  
[\(See Details\)](#)



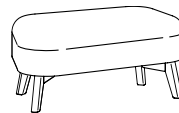
61"W x 38¼"D  
PLK02R (Right)  
PLK02L (Left)  
[\(See Details\)](#)



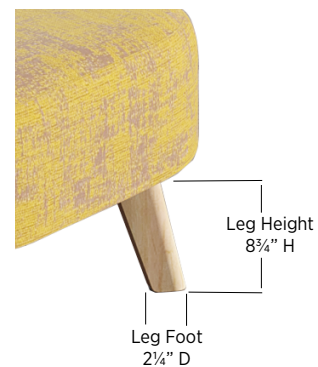
61½"W x 29½"D  
PLK03R (Right)  
PLK03L (Left)  
[\(See Details\)](#)



47¼"W x 38¼"D  
PLK04R (Right)  
PLK04L (Left)  
[\(See Details\)](#)



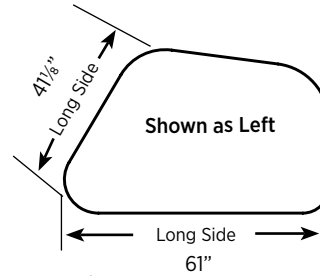
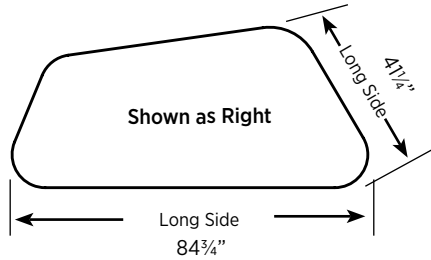
47¼"W x 29½"D  
PLK05R (Right)  
PLK05L (Left)  
[\(See Details\)](#)



Polka offers five asymmetric shapes, available in left and right models, to easily create extra seating or touchdown areas. The left or right model is determined by which side the longest diagonal is on when facing the longest straight side.

**PLK01L/R**

84<sup>5</sup>/<sub>8</sub>"W  
38<sup>1</sup>/<sub>4</sub>"D  
17<sup>3</sup>/<sub>4</sub>"H

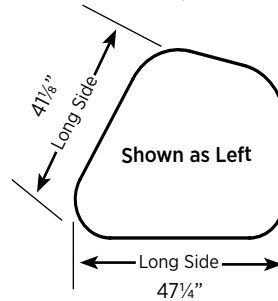
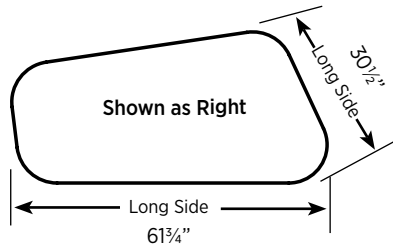


**PLK02L/R**

61"W  
38<sup>1</sup>/<sub>4</sub>"D  
17<sup>3</sup>/<sub>4</sub>"H

**PLK03L/R**

61<sup>3</sup>/<sub>8</sub>"W  
29<sup>1</sup>/<sub>2</sub>"D  
17<sup>3</sup>/<sub>4</sub>"H

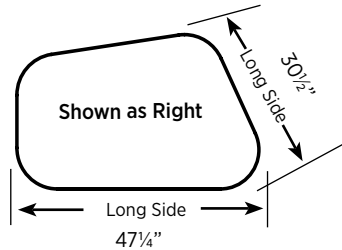


**PLK04L/R**

47<sup>1</sup>/<sub>4</sub>"W  
38<sup>1</sup>/<sub>4</sub>"D  
17<sup>3</sup>/<sub>4</sub>"H

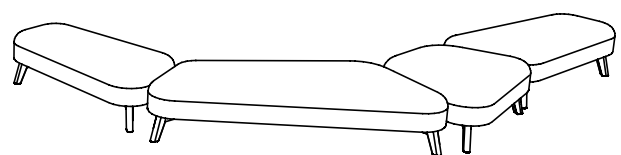
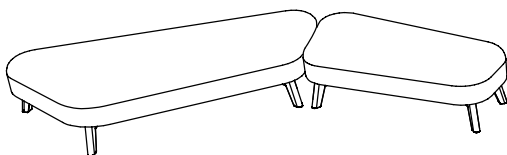
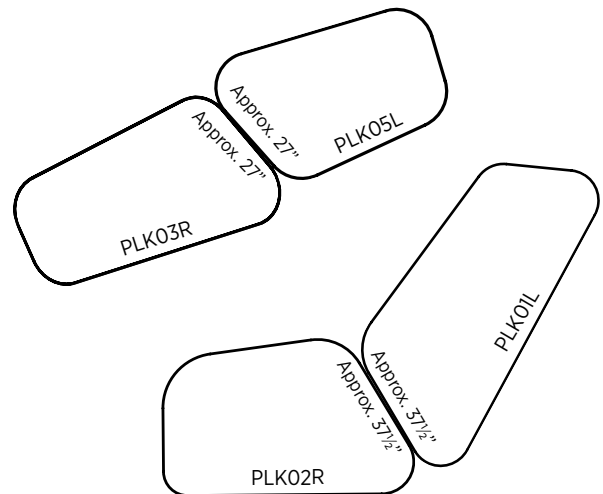
**PLK05L/R**

47<sup>1</sup>/<sub>4</sub>"W  
29<sup>1</sup>/<sub>2</sub>"D  
17<sup>3</sup>/<sub>4</sub>"H



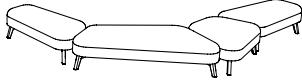
Polka's soft curves, wide stance, and asymmetric shapes offer enormous flexibility when creating seating areas. Polka units fit best when pairing lounge units with the same diagonal measurement together.

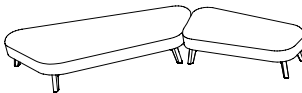
See individual products for coordinating measurements and set your imagination free.



# POLKA

## MODULAR LOUNGE BY PLEDGE (PLK SERIES)

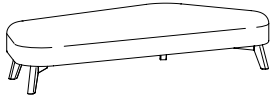
Item	Model No.	Width	Depth	Height	Ship Wt	Cubic Ft	List Price
	PLK-1	255½	38¼	17¾	233	113.8	\$ 8223
<b>CONSISTS OF:</b>		<b>QTY</b>					
	PLK01R	1	84¾"Wx38¼"D Modular Lounge, Right				\$ 2444
	PLK04L	1	47¼"Wx38¼"D Modular Lounge, Left				\$ 1853
	PLK03R	2	61¾"Wx29½"D Modular Lounge, Right				\$ 3926
Products are available as left or right and with other features, where applicable Grade 1 with standard metal leg pricing							

	PLK-2	146½	38¼	17¾	135	65.0	\$ 4407
<b>CONSISTS OF:</b>		<b>QTY</b>					
	PLK01R	1	84¾"Wx38¼"D Modular Lounge, Right				\$ 2444
	PLK03R	1	61¾"Wx29½"D Modular Lounge, Right				\$ 1963
Products are available as left or right and with other features, where applicable Grade 1 with standard metal leg pricing							

For ordering options, [see overview at the beginning of this section.](#)

## PLEDGE

Item	Model No.	Seat Width	Seat Depth	Seat Height	Ship Wt	Cubic Ft
84¾"Wx38¼"D MODULAR LOUNGE	<b>Left</b>					
	<b>Right</b>					
	PLK01L	PLK01R	84⅝	38¼	17¾	85 39.4



Shown as Right

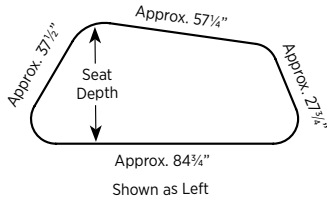
Must Specify (in this order):

- Model #
- Leg Finish
- Upholstery

**Description**

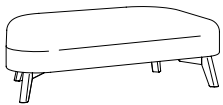
- Determine Left or Right by Facing Long Straight Side with Long Diagonal on Right or Left ([See Sizes](#))

List Price/Grade	Yards	COM/1	2	3	4	5	6	7	8	9	10	L1	L2
Single Upholstery	3.75	\$ 2444	2632	2793	2947	3183	3423	3764	4117	4533	5009	3640	4150



Shown as Left

Item	Model No.	Seat Width	Seat Depth	Seat Height	Ship Wt	Cubic Ft
61"Wx38¼"D MODULAR LOUNGE	<b>Left</b>					
	<b>Right</b>					
	PLK02L	PLK02R	61	38¼	17¾	65 29.2



Shown as Left

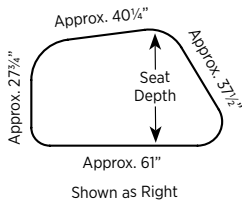
Must Specify (in this order):

- Model #
- Leg Finish
- Upholstery

**Description**

- Determine Left or Right by Facing Long Straight Side with Long Diagonal on Right or Left ([See Sizes](#))

List Price/Grade	Yards	COM/1	2	3	4	5	6	7	8	9	10	L1	L2
Single Upholstery	2.75	\$ 2199	2337	2455	2568	2741	2917	3167	3426	3731	4080	3076	3450



Shown as Right

Item	Model No.	Seat Width	Seat Depth	Seat Height	Ship Wt	Cubic Ft
61¾"Wx29½"D MODULAR LOUNGE	<b>Left</b>					
	<b>Right</b>					
	PLK03L	PLK03R	61⅝	29½	17¾	50 25.6



Shown as Left

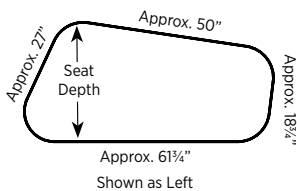
Must Specify (in this order):

- Model #
- Leg Finish
- Upholstery

**Description**

- Determine Left or Right by Facing Long Straight Side with Long Diagonal on Right or Left ([See Sizes](#))

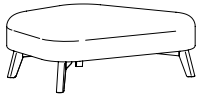
List Price/Grade	Yards	COM/1	2	3	4	5	6	7	8	9	10	L1	L2
Single Upholstery	2.50	\$ 1963	2088	2196	2298	2456	2616	2843	3078	3356	3673	2761	3101



Shown as Left

For ordering options, [see overview at the beginning of this section.](#)

Item	Model No.	Seat Width	Seat Depth	Seat Height	Ship Wt	Cubic Ft
47¼"Wx38¼"D MODULAR LOUNGE	<b>Left</b>					
	<b>Right</b>					
	PLK04L	PLK04R	47¼	38¼	17¾	48 23.2



Shown as Right

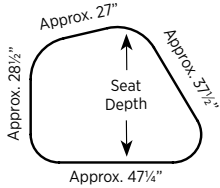
Must Specify (in this order):

- Model #
- Leg Finish
- Upholstery

**Description**

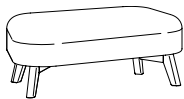
- Determine Left or Right by Facing Long Straight Side with Long Diagonal on Right or Left ([See Sizes](#))

List Price/Grade	Yards	COM/1	2	3	4	5	6	7	8	9	10	L1	L2
Single Upholstery	2.25	\$ 1853	1966	2062	2155	2296	2440	2645	2857	3106	3392	2571	2877



Shown as Right

Item	Model No.	Seat Width	Seat Depth	Seat Height	Ship Wt	Cubic Ft
47¼"Wx29½"D MODULAR LOUNGE	<b>Left</b>					
	<b>Right</b>					
	PLK05L	PLK05R	47¼	29½	17¾	42 19.5



Shown as Left

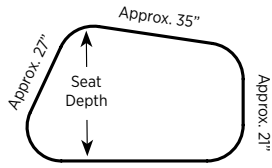
Must Specify (in this order):

- Model #
- Leg Finish
- Upholstery

**Description**

- Determine Left or Right by Facing Long Straight Side with Long Diagonal on Right or Left ([See Sizes](#))

List Price/Grade	Yards	COM/1	2	3	4	5	6	7	8	9	10	L1	L2
Single Upholstery	2.00	\$ 1785	1885	1971	2053	2179	2307	2489	2677	2899	3153	2423	2695



Shown as Left

For ordering options, [see overview at the beginning of this section.](#)





Clean lines, refined scale, and gracefully angled arms makes Portia an excellent choice for comfortable guest or lounge applications with timeless appeal. Solid hardwood frames provide for a smooth and radiant finish, while loose cushions make these models easy to clean.

**CONSTRUCTION**

- Internal wood components are manufactured using plywood, while chair frames are manufactured using Maple
- All chair joints are mortised and tenoned, screwed and glued for maximum strength and durability
- Legs are 10" tall
- Non-marring nylon glides included in each leg at floor level
- High Grade Polyurethane Foam, 5½" thick in the seat and 4¾" thick in the back
- Lounge unist rated for users up to 275lbs
- Ships fully assembled

**HOW TO ORDER EXAMPLE**

Model No.	Description	Example
576	Leg Finish	TK
	Upholstery	Momentum Cover Cloth Delft
	Glides	STD

**WOOD FINISHES**

Indiana Furniture uses a multi-step, hand finishing process on all exposed wood frames.

Chairs feature a catalyzed varnish finish which offers durability, lasting beauty, and resistance to normal wear.

AW	Artisan Walnut	MAS	Mesa Sunset*
AS	Asian Night	MTS	Metropolis Sky
BW	Beigewood*	MNR	Midnight Run
BL	Black	NTM	Natural Marrone*
CO	Columbian Walnut	ORW	Oak Riftwood*
DC	Dark Cherry	PNW	Pinnacle Walnut
DFW	Dark Forest Walnut*	PTK	Portico Teak*
WH	Designer White	RC	River Cherry*
EF	Espresso	SCH	Select Cherry
FO	Fawn Oak*	SPW	Sepia Walnut*
FLW	Florence Walnut*	SKC	Shaker Cherry
GC	Golden Cherry	SBP	Smoky Brown Pear*
HW	Harvest Walnut	TK	Studio Teak
HNW	Henna Walnut	SM	Sugar Maple
KHE	Kirsche	WTA	Weathered Ash*
LW	Legacy Walnut	WNB	White Nebbia
MW	Mahogany Walnut	WC	Williamsburg Cherry

\* Finish is Low Sheen

**UPHOLSTERY OPTIONS**

Available in single upholstery in a wide variety of graded-in or contract options, including fabric, vinyl, and leather.

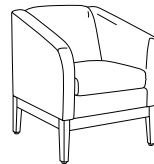
**GLIDE OPTIONS**

STD	Nylon Glides	STD
FELT	Felt Glides	\$ N/C

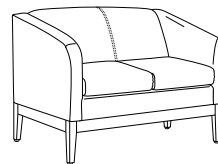
**CERTIFICATIONS & COMPLIANCE**

- CAL 117-2013 Compliance
- Intertek Sustainability Certified
- BIFMA level® Certified
- BIFMA Compliant® Certified
- TSCA Title VI (CARB) Compliance
- US Green Building's LEED® Contribution


**STATEMENT OF LINE**




Club Chair: 576  
[\(See Details\)](#)



Settee: 5762  
[\(See Details\)](#)




Sofa: 5763  
[\(See Details\)](#)



Enhance your space with new Cush Pillows. Available in multiple shapes and sizes, and with or without piping.  
[See Product Details.](#)

Item	Model No.	Chair Width	Chair Depth	Chair Height	Seat Width	Seat Depth	Seat Height	Arm Height	Ship Wt	Cubic Ft
CLUB CHAIR	576	31	30	34	18½	20	19½	28	58	24.0

**Description**


- Standard with: Wood Legs and One (1) Loose Cushion

List Price/Grade	Yards	COM/1	2	3	4	5	6	7	8	9	10	L1	L2
Single Upholstery	5.00	\$ 2544	2794	3009	3214	3529	3849	4304	4774	5329	5964	4139	4819

Must Specify (in this order):

Model #  
Leg Finish  
Upholstery

SETTEE	5762	51	30	34	41	20	19½	28	82	42.6
--------	------	----	----	----	----	----	-----	----	----	------

**Description**

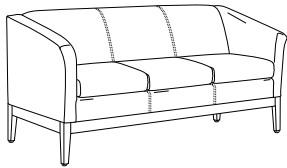
- Standard with: Wood Legs and Two (2) Loose Cushions

List Price/Grade	Yards	COM/1	2	3	4	5	6	7	8	9	10	L1	L2
Single Upholstery	5.75	\$ 3575	3863	4110	4346	4708	5076	5599	6140	6778	7508	5409	6191

Must Specify (in this order):

Model #  
Leg Finish  
Upholstery

SOFA	5763	71	30	34	61	20	19½	28	98	55.8
------	------	----	----	----	----	----	-----	----	----	------

**Description**

- Standard with: Wood Legs and Three (3) Loose Cushions

List Price/Grade	Yards	COM/1	2	3	4	5	6	7	8	9	10	L1	L2
Single Upholstery	8.75	\$ 4801	5239	5615	5974	6525	7085	7881	8704	9675	10786	7592	8782

Must Specify (in this order):

Model #  
Leg Finish  
Upholstery

For ordering options, [see overview at the beginning of this section.](#)

Create a timeless foundation for office environments with traditional style that is classic and enduring. Select from tufted or plain backs to best fit your design vision and environment. Swivels feature swivel-tilt control with pneumatic height adjustment. Solid hardwood frames feature carved arm and leg detailing.

**CONSTRUCTION**

- Exposed wood components and chair frame are manufactured using European Beech and are free of spirits, discoloration, pits, shakes, and wormholes; base caps are manufactured using select maple
- All chair joints are double-doweled or mortised and tenoned, screwed, and glued for maximum strength and durability
- All seats feature corner blocking
- Frames are individually hand assembled and sanded prior to being finished
- Non-marring nylon glides included in each leg at floor level
- If applicable, caster options include hooded casters available in black, brass and silver or choose black soft casters for hard surfaces
- High Grade Polyurethane Foam, 1½" thick in the seat and back
- Textiles are sewn with double stitch seams
- High quality sinuous springs with weight distribution rods ensure a comfortable seating application
- Seating rated for users up to 275lbs
- Ships fully assembled

**HOW TO ORDER EXAMPLE**

Model No.	Description	Example
112TB	Finish	EF
	Primary Upholstery	UF Ultraleather Original Elephant
	Control	STD
	Casters	SLCS

**CONTROLS OPTIONS**

STD	Swivel-Tilt with Adjustable Tension Spring	STD
KT	Knee-Tilt Control	\$ 289

**CASTER OPTIONS (IF APPLICABLE)**

BRCS	Brass Hooded Casters	STD
BLCS	Black Hooded Casters	\$ N/C
SLCS	Silver Hooded Casters	\$ N/C
BHC	Black Soft Caster for Hard Surfaces	\$ N/C

**UPHOLSTERY OPTIONS**

Available in single upholstery in a wide variety of graded-in or contract options, including fabric, vinyl, and leather.

**WOOD FINISHES**

Indiana Furniture uses a multi-step, hand finishing process on all exposed wood frames.

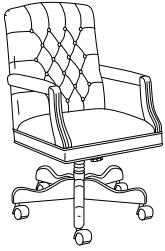
Chairs feature a catalyzed varnish finish which offers durability, lasting beauty, and resistance to normal wear.

AW	Artisan Walnut	MAS	Mesa Sunset*
AS	Asian Night	MTS	Metropolis Sky
BW	Beigewood*	MNR	Midnight Run
BL	Black	NTM	Natural Marrone*
CO	Columbian Walnut	ORW	Oak Riftwood*
DC	Dark Cherry	PNW	Pinnacle Walnut
DFW	Dark Forest Walnut*	PTK	Portico Teak*
WH	Designer White	RC	River Cherry*
EF	Espresso	SCH	Select Cherry
FO	Fawn Oak*	SPW	Sepia Walnut*
FLW	Florence Walnut*	SKC	Shaker Cherry
GC	Golden Cherry	SBP	Smoky Brown Pear*
HW	Harvest Walnut	TK	Studio Teak
HNW	Henna Walnut	SM	Sugar Maple
KHE	Kirsche	WTA	Weathered Ash*
LW	Legacy Walnut	WNB	White Nebbia
MW	Mahogany Walnut	WC	Williamsburg Cherry

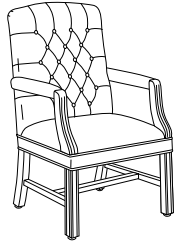
\* Finish is Low Sheen

**CERTIFICATIONS & COMPLIANCE**

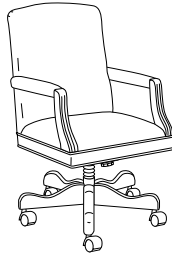
- CAL 117-2013 Compliance
- Intertek Sustainability Certified
- BIFMA level® Certified
- BIFMA Compliant® Certified
- TSCA Title VI (CARB) Compliance
- US Green Building's LEED® Contribution



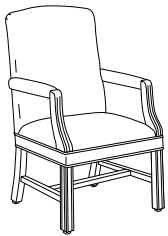
Tufted High Back  
Swivel: 112TB  
[\(See Details\)](#)




Tufted High Back  
Guest: 116TB  
[\(See Details\)](#)




High Back  
Swivel: 112  
[\(See Details\)](#)




High Back  
Guest: 116  
[\(See Details\)](#)



Mid Back Guest,  
Closed Arms: 117  
[\(See Details\)](#)

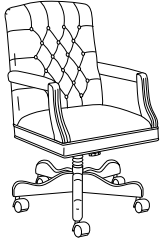


Mid Back Guest,  
Open Arms: 118  
[\(See Details\)](#)



Mid Back Guest,  
Armless: 118N  
[\(See Details\)](#)

Item	Model No.	Chair Width	Chair Depth	Chair Height	Seat Width	Seat Depth	Seat Height	Arm Height	Ship Wt	Cubic Ft
TUFTED HIGH BACK SWIVEL	112TB	25	28½	40-44	18½	18	16-20	27-30	52	20



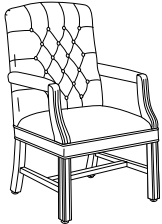
Must Specify (in this order):  
Model #  
Finish  
Upholstery  
Control  
Caster

**Description**

- Standard with: Swivel Tilt Control with Adjustable Tension, Pneumatic Height Adjustment, Tufted Back, 5-Star Base with Hardwood Caps, and Brass Hooded Dual Wheel Casters
- Additional Options: Caster Options ([See Casters](#)) and Control Options ([Knee-Tilt Control Option](#))

List Price/Grade	Yards	COM/1	2	3	4	5	6	7	8	9	10	L1	L2
Single Upholstery	2.00	\$ 2559	2697	2815	2928	3101	3277	3527	3786	4091	4440	3436	3810

TUFTED HIGH BACK GUEST	116TB	25	27½	41½	19	18	17½	28	32	23.2
------------------------	-------	----	-----	-----	----	----	-----	----	----	------



Must Specify (in this order):  
Model #  
Finish  
Upholstery

**Description**

- Standard with: Tufted Back and Nylon Glides

List Price/Grade	Yards	COM/1	2	3	4	5	6	7	8	9	10	L1	L2
Single Upholstery	2.75	\$ 2142	2280	2398	2511	2684	2860	3110	3369	3674	4023	3019	3393

HIGH BACK SWIVEL	112	25	28½	40-44	18½	18	16-20	27-30	52	20
------------------	-----	----	-----	-------	-----	----	-------	-------	----	----



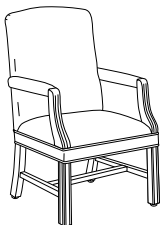
Must Specify (in this order):  
Model #  
Finish  
Upholstery  
Control  
Caster

**Description**

- Standard with: Swivel Tilt Control with Adjustable Tension, Pneumatic Height Adjustment, 5-Star Base with Hardwood Caps, and Brass Hooded Dual Wheel Casters
- Additional Options: Caster Options ([See Casters](#)) and Control Options ([Knee-Tilt Control Option](#))

List Price/Grade	Yards	COM/1	2	3	4	5	6	7	8	9	10	L1	L2
Single Upholstery	2.75	\$ 2377	2515	2633	2746	2919	3095	3345	3604	3909	4258	3254	3628

HIGH BACK GUEST	116	25	27½	41½	19	18	17½	28	32	23.2
-----------------	-----	----	-----	-----	----	----	-----	----	----	------



Must Specify (in this order):  
Model #  
Finish  
Upholstery

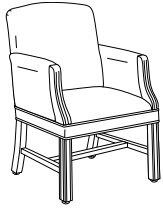
**Description**

- Standard with: Nylon Glides

List Price/Grade	Yards	COM/1	2	3	4	5	6	7	8	9	10	L1	L2
Single Upholstery	2.75	\$ 1913	2051	2169	2282	2455	2631	2881	3140	3445	3794	2790	3164

For ordering options, [see overview at the beginning of this section.](#)

Item	Model No.	Chair Width	Chair Depth	Chair Height	Seat Width	Seat Depth	Seat Height	Arm Height	Ship Wt	Cubic Ft
MID BACK GUEST WITH CLOSED ARMS	117	25½	25	36	20	18	18½	27¾	32	23.2

**Description**

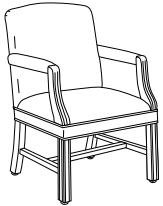
- Standard with: Nylon Glides

List Price/Grade	Yards	COM/1	2	3	4	5	6	7	8	9	10	L1	L2
Single Upholstery	3.50	\$ 2359	2534	2685	2828	3049	3273	3591	3920	4309	4753	3476	3952

Must Specify (in this order):

Model #  
Finish  
Upholstery

MID BACK GUEST WITH OPEN ARMS	118	25½	25	36	20	18	18½	27¾	32	23.2
-------------------------------	-----	-----	----	----	----	----	-----	-----	----	------

**Description**


- Standard with: Nylon Glides

List Price/Grade	Yards	COM/1	2	3	4	5	6	7	8	9	10	L1	L2
Single Upholstery	2.75	\$ 1835	1973	2091	2204	2377	2553	2803	3062	3367	3716	2712	3086

Must Specify (in this order):

Model #  
Finish  
Upholstery

ARMLESS MID BACK GUEST	118N	24	25	36	22	18	18½	-	32	23.2
------------------------	------	----	----	----	----	----	-----	---	----	------

**Description**

- Standard with: Nylon Glides

List Price/Grade	Yards	COM/1	2	3	4	5	6	7	8	9	10	L1	L2
Single Upholstery	2.50	\$ 1663	1788	1896	1998	2156	2316	2543	2778	3056	3373	2461	2801

Must Specify (in this order):

Model #  
Finish  
Upholstery

For ordering options, [see overview at the beginning of this section.](#)

Created for everyday use in every application, Rockstar features generous, contoured proportions and standout comfort for users of all sizes. With your choice of back, arm, and base options, weight-activated controls, and button detailing, this chair can rock any environment.

**CONSTRUCTION**

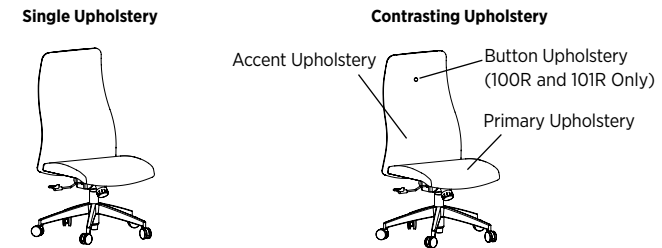
- Contoured back with integrated lumbar and seat with waterfall edge for maximum ergonomic comfort are formed with molded plywood
- Seat is 3" thick High Grade Molded Polyurethane Foam
- Roadie 100R & 101R models feature 2" thick High Grade Polyurethane Foam in the back
- Headliner 100H & 101H models feature a plush back with 2" thick plush High Grade Polyurethane Foam transitioning to 3" of foam in the lumbar area surrounded by high density vertical side bolsters provide extra support
- Upholstery features reinforced top stitch seams
- Arm options include durable black polyurethane T-arms, fixed aluminum or black polyurethane open loop arms, or fixed aluminum cantilever arms with black polyurethane pads
- Black nylon or polished aluminum five-star base with glide and caster options for soft and hard surfaces
- Weight-Activated Control rated for users up to 325lbs while Swivel Tilt and Synchro Tilt Comfort Controls are rated for users up to 275lbs
- Ships knocked down as standard or fully assembled with an upcharge

**HOW TO ORDER EXAMPLE**

Model No.	Description	Example
100R	Primary Upholstery	UF Brisa Original Putty
	Accent Upholstery	UF Brisa Original Birch
	Button Detail	AVA
	Button Upholstery	Concertex Rise Avalanche
	Control	SS2
	Base	ALM BASE
	Caster	CHRC
	Arm	FAL1
	Assembly	ASSEM

**UPHOLSTERY OPTIONS**

Available in single and contrasting upholsteries in a wide variety of graded-in or contract options, including fabric, vinyl, and leather.



**BUTTON DETAILING OPTIONS**

The optional button detail available on Roadie 100R and 101R comes in an array of options: No Button, Matching Primary Upholstery, Matching Accent Upholstery, or you may choose from 5 pre-selected vinyl upholsteries below.

Must Specify and Add.


NONE	No Button		N/C
PRM	Match Primary Upholstery	\$	38
ACNT	Match Accent Upholstery	\$	38
	Pre-selected Vinyl Upholsteries (See Below)	\$	38




**Concertex Rise Avalanche (AVA)**




**Concertex Rise Oynx (ONYX)**



**Concertex Rise Grain (GRN)**



**Spradling Whisper Indigo (IND)**



**Concertex Rise Smoke (SMK)**

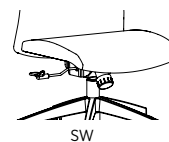
**CONTROL OPTIONS**

The Swivel Tilt Control, which adjusts the angle of the seat and back simultaneously, features pneumatic height adjustment, multi-angle and locking recline, and adjustable tension. The Synchro Tilt Comfort Control features pneumatic height adjustment, multi-angle and locking recline, adjustable tension control, and optional seat slider. The Weight-Activated Control features pneumatic height adjustment, multi-angle and locking recline, and automatic tension, which inherently adjusts to the weight of the user for maximum comfort.

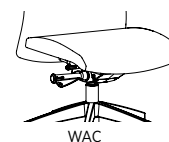
Weight Activated Control is rated for users up to 325lbs, Swivel Tilt and Synchro Tilt Comfort Controls are rated for users up to 275lbs.

Must Specify and Add.

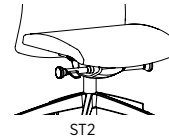
SW	Swivel Tilt Control		STD
WAC	Weight Activated Control	\$	66
ST2	Synchro Tilt Comfort Control	\$	96
SS2	Synchro Tilt Comfort Control with Seat Slider	\$	184



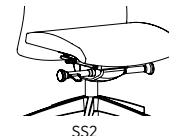
SW



WAC



ST2



SS2

Visit our website for user instructions [www.indianafurniture.com](http://www.indianafurniture.com)

**BASE OPTIONS**

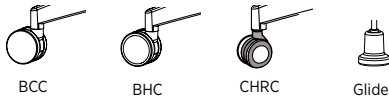
Must Specify and Add.

BLK BASE	Black Nylon Base	STD
ALM BASE	Polished Aluminum Base	\$ 111

**CASTER OPTIONS**

Must Specify and Add.

BCC	Black Dual Wheel Carpet Caster	STD
BHC	Black Soft Caster for Hard Surfaces	N/C
CHRC	Chrome-Rimmed Hard Surface Caster with Roll Control	\$ 385
BG	Black Glides for All Surfaces	N/C

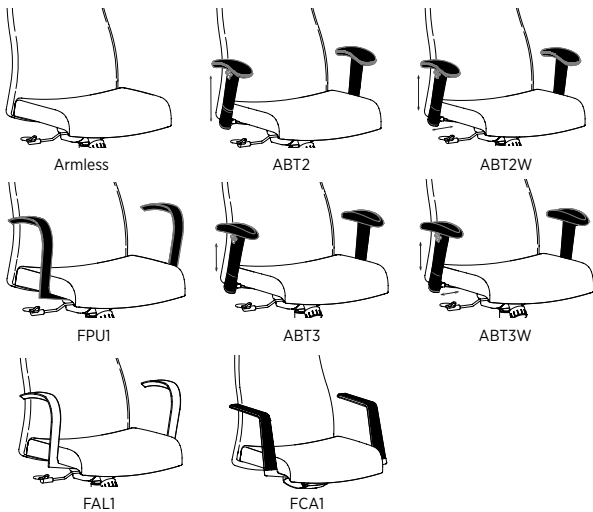


**ARM OPTIONS**

Choose armless or from one of the seven arm options. A black (ABT2) T-arm features teardrop-shaped arm cap and height adjustment with optional width adjustment (ABT2W). The black (ABT3) T-arm features a surfboard-shaped arm cap and height adjustment with optional width adjustment (ABT3W). The sleek and distinct fixed loop arm is available in black (FPU1) and aluminum (FAL1). And the new aluminum/black fixed cantilever arm (FCA1) adds elegance to the all-day comfort of both Roadie and Headliner models.

Must Specify and Add.

NO ARM	Armless	\$	STD
ABT2	Black Height Adjustable T	\$	131
ABT2W	Black Height and Width Adjustable T	\$	288
ABT3	Black Height Adjustable T	\$	170
ABT3W	Black Height and Width Adjustable T	\$	329
FAL1	Aluminum Fixed Loop	\$	353
FPU1	Black Fixed Loop	\$	272
FCA1	Aluminum/Black Fixed Cantilever Arm	\$	260



**ASSEMBLY OPTIONS**

Rockstar is available knocked down or factory assembled. Must Specify and Add.

KD	Some Assembly Required	STD
ASSEM	Factory Assembled	\$ 71

**CERTIFICATIONS & COMPLIANCE**

- CAL 117-2013 Compliance
- Intertek Sustainability Certified
- BIFMA level® Certified
- BIFMA Compliant® Certified
- TSCA Title VI (CARB) Compliance
- US Green Building's LEED® Contribution

**STATEMENT OF LINE**



Roadie with High Back:  
100R  
Shown with Optional Button Detail and FCA1 Arm  
[\(See Details\)](#)



Roadie with Mid Back:  
101R  
Shown with Optional Button Detail  
[\(See Details\)](#)



Headliner with High Back:  
100H  
Shown with FAL1 Arm  
[\(See Details\)](#)



Headliner with Mid Back:  
101H  
Shown with FAL1 Arm  
[\(See Details\)](#)

Visit our website for user instructions [www.indianafurniture.com](http://www.indianafurniture.com)



Item	Model No.	Chair Width	Chair Depth	Chair Height	Seat Width	Seat Depth	Seat Height	Arm Height	Ship Wt	Cubic Ft
TASK/SWIVEL CHAIR WITH ROADIE HIGH BACK	100R	26	26	42¼ - 48¾	20½	19	16¼ - 22¾	25¾ - 29¾	65	15.2



Shown with Optional Button Detail and FCA1 Arm

Must Specify (in this order)

- Model #
- Primary Upholstery
- Accent Upholstery
- Button Detail
- Button Upholstery Control
- Base
- Caster
- Arm
- Assembly

**Description**

- Standard with: No Button (NONE), Swivel Tilt Control with Pneumatic Height Adjustment (SW), Black Nylon Base (BLK BASE), Black Dual Wheel Carpet Casters (BCC), Armless (NO ARM) and Some Assembly Required (KD)
- Available with Contrasting Upholstery ([See Details](#))
- Optional [Weight Activated Control](#) Rated for Users up to 325lbs; Swivel and Synchro Tilt Comfort Controls Rated for 275lbs
- Personalize and Upgrade Your Chair with [Button Details](#), [Control Options](#), [Caster Options](#), and Other Selections, [See Upfront Overview Section](#)

List Price/Grade	Yards	COM/1	2	3	4	5	6	7	8	9	10	L1	L2
Single Upholstery	2.00	\$ 1232	1332	1418	1500	1626	1754	1936	2124	2346	2600	1870	2142
Contrasting Upholstery													
Primary	1.00	\$ 1243	1293	1336	1377	1440	1504	1595	1689	1800	1927	1562	1698
Accent	1.25	\$ 0	63	116	168	246	326	440	558	696	855	399	569

TASK/SWIVEL CHAIR WITH ROADIE MID BACK	101R	26	26	37 - 43½	20½	19	16¼ - 22¾	25¾ - 29¾	55	12.4
--	------	----	----	----------	-----	----	-----------	-----------	----	------



Shown with Optional Button Detail and Armless

Must Specify (in this order)

- Model #
- Primary Upholstery
- Accent Upholstery
- Button Detail
- Button Upholstery Control
- Base
- Caster
- Arm
- Assembly

**Description**

- Standard with: No Button (NONE), Swivel Tilt Control with Pneumatic Height Adjustment (SW), Black Nylon Base (BLK BASE), Black Dual Wheel Carpet Casters (BCC), Armless (NO ARM) and Some Assembly Required (KD)
- Available with Contrasting Upholstery ([See Details](#))
- Optional [Weight Activated Control](#) Rated for Users up to 325lbs; Swivel and Synchro Tilt Comfort Controls Rated for 275lbs
- Personalize and Upgrade Your Chair with [Button Details](#), [Control Options](#), [Caster Options](#), and Other Selections, [See Upfront Overview Section](#)

List Price/Grade	Yards	COM/1	2	3	4	5	6	7	8	9	10	L1	L2
Single Upholstery	1.75	\$ 1205	1293	1368	1440	1550	1662	1821	1986	2180	2402	1763	2001
Contrasting Upholstery													
Primary	1.00	\$ 1227	1277	1320	1361	1424	1488	1579	1673	1784	1911	1546	1682
Accent	1.25	\$ 0	63	116	168	246	326	440	558	696	855	399	569

For ordering options, [see overview at the beginning of this section.](#)

Item	Model No.	Chair Width	Chair Depth	Chair Height	Seat Width	Seat Depth	Seat Height	Arm Height	Ship Wt	Cubic Ft
TASK/SWIVEL CHAIR WITH HEADLINER HIGH BACK	100H	26	26	42¼ - 48¾	20½	19	16¼ - 22¾	25¾ - 29¾	65	15.2



Shown with FAL1

**Description**

- Standard with: Swivel Tilt Control with Pneumatic Height Adjustment (SW), Black Nylon Base (BLK BASE), Black Dual Wheel Carpet Casters (BCC), Armless (NO ARM) and Some Assembly Required (KD)
- Available with Contrasting Upholstery ([See Details](#))
- Optional [Weight Activated Control](#) Rated for Users up to 325lbs; Swivel and Synchro Tilt Comfort Controls Rated for 275lbs
- Personalize and Upgrade Your Chair with [Control Options](#), [Caster Options](#), and Other Selections, [See Upfront Overview Section](#)
- Button Detail not Available on Headliner Back

Must Specify (in this order)

- Model #
- Primary Upholstery
- Accent Upholstery
- Control
- Base
- Caster
- Arm
- Assembly

List Price/Grade	Yards	COM/1	2	3	4	5	6	7	8	9	10	L1	L2
Single Upholstery	2.25	\$ 1448	1561	1657	1750	1891	2035	2240	2452	2701	2987	2166	2472
Contrasting Upholstery													
Primary	1.00	\$ 1470	1520	1563	1604	1667	1731	1822	1916	2027	2154	1789	1925
Accent	1.75	\$ 0	88	163	235	345	457	616	781	975	1197	558	796

TASK/SWIVEL CHAIR WITH HEADLINER MID BACK	101H	26	26	37 - 43½	20½	19	16¼ - 22¾	25¾ - 29¾	55	12.4
---	------	----	----	----------	-----	----	-----------	-----------	----	------



Shown with No Arm

**Description**

- Standard with: Swivel Tilt Control with Pneumatic Height Adjustment (SW), Black Nylon Base (BLK BASE), Black Dual Wheel Carpet Casters (BCC), Armless (NO ARM) and Some Assembly Required (KD)
- Available with Contrasting Upholstery ([See Details](#))
- Optional [Weight Activated Control](#) Rated for Users up to 325lbs; Swivel and Synchro Tilt Comfort Controls Rated for 275lbs
- Personalize and Upgrade Your Chair with [Control Options](#), [Caster Options](#), and Other Selections, [See Upfront Overview Section](#)
- Button Detail not Available on Headliner Back

Must Specify (in this order)

- Model #
- Primary Upholstery
- Accent Upholstery
- Control
- Base
- Caster
- Arm
- Assembly

List Price/Grade	Yards	COM/1	2	3	4	5	6	7	8	9	10	L1	L2
Single Upholstery	2.25	\$ 1341	1454	1550	1643	1784	1928	2133	2345	2594	2880	2059	2365
Contrasting Upholstery													
Primary	1.00	\$ 1363	1413	1456	1497	1560	1624	1715	1809	1920	2047	1682	1818
Accent	1.75	\$ 0	88	163	235	345	457	616	781	975	1197	558	796

For ordering options, [see overview at the beginning of this section.](#)

With its combination of stylish design and distinctive upholstery, Runna Pouffes express luxury and elegance while being the perfect option for impromptu meetings, additional seating, or the fun component that completes a space. Available in Small and Large Sizes.

#### CONSTRUCTION

- Internal wood components and frame are manufactured using Baltic Birch plywood; frames are individually hand assembled, and all joints are mortised and tenoned, and glued for maximum strength and durability
- High Grade Polyurethane Foam, 1 $\frac{1}{8}$ " thick
- The small pouffe will have a black zipper to assist in creating a snug upholstery fit; this is not necessary on the large pouffe
- Includes non-marring, nylon adjustable glides
- Pouffes rated for users up to 275lbs
- Ships fully assembled

#### HOW TO ORDER EXAMPLE

Model No.	Description	Example
RU-4	Upholstery	CF Stinson Artisan Seaport

#### UPHOLSTERY OPTIONS

Available in single upholstery. Select from a wide variety of graded-in or contract options, including fabric, vinyl, and leather.

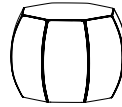
We recommend avoiding the use of obvious directional patterns due to Runna's multiple seams and panels.

Indiana Furniture will make every attempt to have the upholstery pattern going the same direction while making the best use of the yardage supplied.

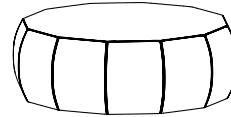
#### CERTIFICATIONS & COMPLIANCE

- CAL 117-2013 Compliance
- Intertek Sustainability Certified
- BIFMA level® Certified
- BIFMA Compliant® Certified
- TSCA Title VI (CARB) Compliance
- US Green Building's LEED® Contribution

#### STATEMENT OF LINE

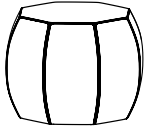


Small Pouffe:  
RU-3  
[\(See Details\)](#)



Large Pouffe:  
RU-4  
[\(See Details\)](#)

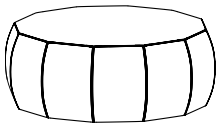
Item	Model No.	Seat Width	Seat Depth	Seat Height	Ship Wt	Cubic Ft
SMALL POUFFE	RU-3	21½	21½	17	19	24.0



List Price/Grade	Yards	COM/1	2	3	4	5	6	7	8	9	10	L1	L2
Single Upholstery	1.75	\$ 1409	1497	1572	1644	1754	1866	2025	2190	2384	2606	1967	2205

Must Specify (in this order):  
Model #  
Upholstery

LARGE POUFFE	RU-4	49¼	49¼	17	51	61.9
--------------	------	-----	-----	----	----	------



List Price/Grade	Yards	COM/1	2	3	4	5	6	7	8	9	10	L1	L2
Single Upholstery	3.75	\$ 2952	3140	3301	3455	3691	3931	4272	4625	5041	5517	4148	4658

Must Specify (in this order):  
Model #  
Upholstery

For ordering options, [see overview at the beginning of this section.](#)

In partnership with Pledge, a UK-based company, we welcome Spirit.

Spirit has a refined and inviting form and capitalizes on versatility and comfort. Offered with an outer upholstered or wood shell, adding elegance to the simplicity. Find your perfect fit with Options ranging from Spirit Lite to Spirit High Back Lounge, all offering multiple base options to suit your functional need and design style. Add a coordinating Spirit table to complete your look.

**CONSTRUCTION**

- Internal wood components are molded plywood
- Frames are individually hand assembled
- High Grade Polyurethane Foam, 2" thick in the seat and back
- Non-marring nylon glides included in each leg at floor level
- Tables have 1" TFL or 1/8" HPL surface thickness with 1 mm PVC edge band and Square edge profile; Designer White, Sugar Maple, and Williamsburg Cherry feature ABS rims.
- Black or Aluminum Powder Coat and Chrome wireframes
- Ships fully assembled

**HOW TO ORDER EXAMPLE**

**Seating**

Model No.	Description	Example
STL2C	Upholstery	Momentum Cover Cloth Graphite
	Base	SS5SA
	Caster	CHRC

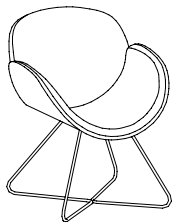
**Tables**

Model No.	Description	Example
ST11C	Finish	WTA
	Base	STWFA



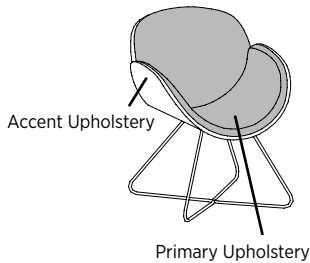
**UPHOLSTERY OPTIONS**

Available in single or contrasting upholsteries in a wide variety of graded-in or contract options, including fabric, vinyl, and leather.

**Single Upholstery**




**Contrasting Upholstery**



Accent Upholstery

**SPIRIT AND SPIRIT LITE BASE OPTIONS**

Base options for Spirit Lite and the Non-Wood Shell Spirit Chair.



Spirit Lite Chair  
**STL2C**

Shown with Wire Base



Spirit Lite Chair with Headrest  
**STL2C-HR**

Shown with Wire Base



Spirit Chair (Non-Wood Shell)  
**ST2C**

Shown with Wire Base

**Wireframe Bases**

SSWFA	Wireframe Base, Aluminum	\$ N/C
SSWFB	Wireframe Base, Black	\$ N/C
SSWFC	Wireframe Base, Chrome	\$ 97

**4-Star Swivel Bases**

SS4SA	4-Star <b>Low</b> Polished Alum. Swivel Base with Glides	\$ 370
SSBO	4-Star Wood Swivel Base, Blonde Oak	\$ 817
SSSPW	4-Star Wood Swivel Base, Spiced Walnut	\$ 817

**Rocker Base**

SSRBB	Rocker Base with Black Frame and Wood Runners; <a href="#">See Finishes and Specify</a>	\$ 28
-------	---	-------

**5-Star Swivel Bases**

Must specify both base and glide/caster code

SS5SA	5-Star Polished Aluminum Swivel Base with Pneumatic Height Adjustment <b>Options: Must Specify One</b>	
GLIDE	Glides	\$ 135
BCC	Black Dual Wheel Carpet Caster	\$ 157
BHC	Black Soft Caster for Hard Surfaces	\$ 157
CASTC	Chrome Caster	\$ 220
CHRC	Chrome Rimmed Casters with Roll Control	\$ 538
SS5SARA	5-Star Polished Aluminum Swivel Base with Pneumatic Height Adjustment and Auto-Return <b>Options: Must Specify Glide Below</b>	
GLIDE	Glides	\$ 219

### SPIRIT CHAIR WITH WOOD SHELL BASE OPTIONS

Base options for Spirit Chair with Wood Shell



Spirit Chair with Wood Shell  
**ST5C**  
Shown with Wire Base

#### Wireframe Bases

SSWFA	Wireframe Base, Aluminum	\$	N/C
SSWFB	Wireframe Base, Black	\$	N/C
SSWFC	Wireframe Base, Chrome	\$	97

#### 4-Star Swivel Bases

SS4SA	4-Star <b>Low</b> Polished Alum. Swivel Base with Glides	\$	370
-------	--	----	-----

#### 5-Star Swivel Bases

Must specify both base and glide/caster code

SS5SA	5-Star Polished Aluminum Swivel Base with Pneumatic Height Adjustment <b>Options: Must Specify One</b>		
GLIDE	Glides	\$	135
BCC	Black Dual Wheel Carpet Caster	\$	157
BHC	Black Soft Caster for Hard Surfaces	\$	157
CASTC	Chrome Caster	\$	220
CHRC	Chrome Rimmed Casters with Roll Control	\$	538
SS5SARA	5-Star Polished Aluminum Swivel Base with Pneumatic Height Adjustment and Auto-Return; Must Specify Glides <b>Options: Must Specify Glide Below</b>		
GLIDE	Glides	\$	219

### SPIRIT LOUNGE BASE OPTIONS

Base options for Spirit Lounge



Spirit Lounge  
**SL23P**  
Shown with **SL4SA** Base



Spirit Lounge High Back  
**SL24P**  
Shown with Wire Base

#### Wireframe Bases

SLWFA	Wireframe Base, Aluminum	\$	N/C
SLWFB	Wireframe Base, Black	\$	N/C
SLWFC	Wireframe Base, Chrome	\$	171

#### 4-Star Swivel Bases

SL4SA	4-Star <b>High</b> Polished Alum. Swivel Base with Glides	\$	488
SLBO	4-Star Wood Swivel Base, Blonde Oak	\$	872
SLSPW	4-Star Wood Swivel Base, Spiced Walnut	\$	872

### WOOD FINISHES

Indiana Furniture uses a multi-step, hand finishing process on all exposed wood frames.

Chairs feature a catalyzed varnish finish which offers durability, lasting beauty, and resistance to normal wear.

AW	Artisan Walnut	MAS	Mesa Sunset*
AS	Asian Night	MTS	Metropolis Sky
BW	Beigewood*	MNR	Midnight Run
BL	Black	NTM	Natural Marrone*
CO	Columbian Walnut	ORW	Oak Riftwood*
DC	Dark Cherry	PNW	Pinnacle Walnut
DFW	Dark Forest Walnut*	PTK	Portico Teak*
WH	Designer White	RC	River Cherry*
EF	Espresso	SCH	Select Cherry
FO	Fawn Oak*	SPW	Sepia Walnut*
FLW	Florence Walnut*	SKC	Shaker Cherry
GC	Golden Cherry	SBP	Smoky Brown Pear*
HW	Harvest Walnut	TK	Studio Teak
HNW	Henna Walnut	SM	Sugar Maple
KHE	Kirsche	WTA	Weathered Ash*
LW	Legacy Walnut	WNB	White Nebbia
MW	Mahogany Walnut	WC	Williamsburg Cherry

\* Finish is Low Sheen

### TFL (T) AND HPL (P) LAMINATE TABLE OPTIONS

#### WOODGRAIN

AS	Asian Night	PNW	Pinnacle Walnut
BW	Beigewood	PTK	Portico Teak
CO	Columbian Walnut	RC	River Cherry
EF	Espresso	SCH	Select Cherry^
FLW	Florence Walnut	SPW	Sepia Walnut
GC	Golden Cherry^	SKC	Shaker Cherry
KHE	Kirsche	SBP	Smoky Brown Pear
MW	Mahogany Walnut^	TK	Studio Teak
MNR	Midnight Run	SM	Sugar Maple
NTM	Natural Marrone	WTA	Weathered Ash
ORW	Oak Riftwood	WNB	White Nebbia
		WC	Williamsburg Cherry

^ HPL only

#### SOLID

BL	Black	FHG	Fashion Grey
WH	Designer White	WHS	White Sand


### CERTIFICATIONS & COMPLIANCE

- CAL 117-2013 Compliance
- Intertek Sustainability Certified
- BIFMA level® Certified
- BIFMA Compliant® Certified
- TSCA Title VI (CARB) Compliance
- US Green Building's LEED® Contribution

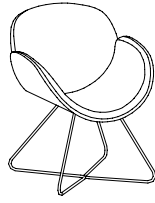
**Seating + Tables**




Spirit Lite:  
STL2C  
[\(See Details\)](#)



Spirit Lite with Headrest:  
STL2C-HR  
[\(See Details\)](#)




Spirit Chair:  
ST2C  
[\(See Details\)](#)



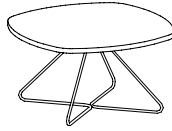
Spirit Chair with  
Wood Shell:  
ST5C  
[\(See Details\)](#)



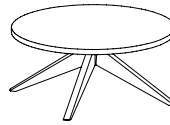
Spirit Lounge Chair:  
SL23P  
[\(See Details\)](#)



Spirit High Back  
Lounge Chair:  
SL24P  
[\(See Details\)](#)

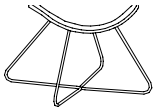


Spirit Table:  
ST11C (TFL)  
ST11CH (HPL)  
[\(See Details\)](#)

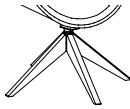


Spirit Round Table:  
SLT-1W (TFL)  
SLT-1WH (HPL)  
[\(See Details\)](#)

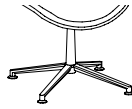
**Base Options**



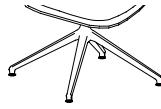
Wireframe Base:  
**SSWFA** (Aluminum)  
**SSWFB** (Black)  
**SSWFC** (Chrome)



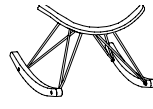
4-star Swivel  
Wood Base:  
**SSBO** (Blonde Oak)  
**SSSPW** (Spiced Walnut)  
Open Market Only



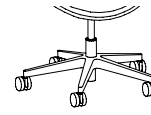
4-star **Low** Polished  
Aluminum Swivel  
Base with Glides:  
**SS4SA**



4-star **High** Polished  
Aluminum Swivel  
Base with Glides  
(**SL23P** and **SL24P** only):  
**SL4SA**




Rocker Base:  
**SSRBB**



5-star Polished  
Aluminum Swivel  
Base with Casters or  
Glides:  
**SS5SA** (No Auto Return)  
**SS5SARA** (With Auto Return)  
See features note for options

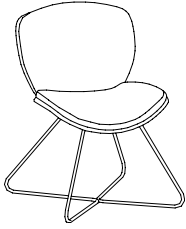
5-star Aluminum Base Features:

- Pneumatic Height Adjustment
- Optional Auto-Return; Must Specify Glides with Auto-Return Option



Enhance your space with new Cush Pillows. Available in multiple shapes and sizes, and with or without piping. [Visit our website for more details.](#)

Item	Model No.	Chair Width	Chair Depth	Chair Height	Seat Width	Seat Depth	Seat Height	Arm Height	Ship Wt	Cubic Ft
SPIRIT LITE CHAIR	STL2C	22½	27	32	22	19½	17½	-	32	24.0



**Description**


- Standard with: Wireframe Base; Must Specify Color, Available in Aluminum (SSWFA), Black (SSWFB), or Chrome (SLWFC, Add \$97)
- Available with Contrasting Upholstery ([See Details](#))
- Additional Base Options ([See Base Option Details](#)): Rocker, 4-Star Wood Swivel, 4-Star Polished Aluminum Swivel, or 5-Star Polished Aluminum Swivel

List Price/Grade	Yards	COM/1	2	3	4	5	6	7	8	9	10	L1	L2
Single Upholstery	2.50	\$ 1288	1413	1521	1623	1781	1941	2168	2403	2681	2998	2086	2426
Contrasting Upholstery													
Primary	1.00	\$ 1288	1338	1381	1422	1485	1549	1640	1734	1845	1972	1607	1743
Accent	1.50	\$ 0	75	140	201	296	392	528	669	836	1026	479	683

Must Specify (in this order):

Model #  
 Primary Upholstery  
 Accent Upholstery  
 Base  
 Caster/Glide (for 5-Star Polished Aluminum Swivel Base Only)

SPIRIT LITE CHAIR WITH HEADREST	STL2C-HR	22½	27	39½	22	19½	17½	-	34	24.8
---------------------------------	----------	-----	----	-----	----	-----	-----	---	----	------



**Description**

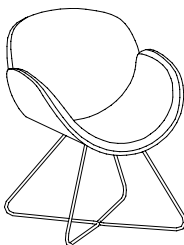
- Standard with: Headrest and Wireframe Base; Must Specify Color, Available in Aluminum (SSWFA), Black (SSWFB), or Chrome (SLWFC, Add \$97)
- Available with Contrasting Upholstery ([See Details](#))
- Additional Base Options ([See Base Option Details](#)): Rocker, 4-Star Wood Swivel, 4-Star Polished Aluminum Swivel, or 5-Star Polished Aluminum Swivel

List Price/Grade	Yards	COM/1	2	3	4	5	6	7	8	9	10	L1	L2
Single Upholstery	3.00	\$ 1524	1674	1803	1926	2115	2307	2580	2862	3195	3576	2481	2889
Contrasting Upholstery													
Primary	1.50	\$ 1524	1599	1664	1725	1820	1916	2052	2193	2360	2550	2003	2207
Accent	1.50	\$ 0	75	140	201	296	392	528	669	836	1026	479	683

Must Specify (in this order):

Model #  
 Primary Upholstery  
 Accent Upholstery  
 Base  
 Caster/Glide (for 5-Star Polished Aluminum Swivel Base Only)

SPIRIT CHAIR	ST2C	25½	27	33½	20	19½	18	28	38	24.0
--------------	------	-----	----	-----	----	-----	----	----	----	------



**Description**

- Standard with: Wireframe Base; Must Specify Color, Available in Aluminum (SSWFA), Black (SSWFB), or Chrome (SLWFC, Add \$97)
- Available with Contrasting Upholstery ([See Details](#))
- Additional Base Options ([See Base Option Details](#)): Rocker, 4-Star Wood Swivel, 4-Star Polished Aluminum Swivel, or 5-Star Polished Aluminum Swivel

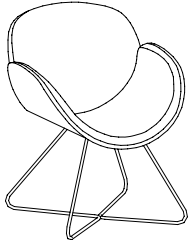
List Price/Grade	Yards	COM/1	2	3	4	5	6	7	8	9	10	L1	L2
Single Upholstery	3.25	\$ 1807	1970	2109	2243	2447	2655	2951	3257	3617	4030	2844	3286
Contrasting Upholstery													
Primary	1.75	\$ 1807	1895	1970	2042	2152	2264	2423	2588	2782	3004	2365	2603
Accent	1.50	\$ 0	75	140	201	296	392	528	669	836	1026	479	683

Must Specify (in this order):

Model #  
 Primary Upholstery  
 Accent Upholstery  
 Base  
 Caster/Glide (for 5-Star Polished Aluminum Swivel Base Only)



Item	Model No.	Chair Width	Chair Depth	Chair Height	Seat Width	Seat Depth	Seat Height	Arm Height	Ship Wt	Cubic Ft
SPIRIT CHAIR WITH WOOD SHELL	ST5C	22½	27	33½	20	19	17½	27½	32	24.0



**Description**


- Standard with: Clear Walnut Wood Shell and Wireframe Base; Must Specify Color, Available in Aluminum (SSWFA), Black (SSWFB), or Chrome (SLWFC, Add \$97)
- Additional Base Options ([See Base Option Details](#)): 4-Star Polished Aluminum Swivel or 5-Star Polished Aluminum Swivel

List Price/Grade	Yards	COM/1	2	3	4	5	6	7	8	9	10	L1	L2
Single Upholstery	1.50	\$ 2593	2668	2733	2794	2889	2985	3121	3262	3429	3619	3072	3276

Must Specify (in this order):

- Model #
- Upholstery
- Base
- Caster/Glide (for 5-Star Polished Aluminum Swivel Base Only)

SPIRIT LOUNGE CHAIR	SL23P	24½	29	34½	24	20	18	-	40	24.0
---------------------	-------	-----	----	-----	----	----	----	---	----	------



**Description**


- Standard with: Wireframe Base; Must Specify Color, Available in Aluminum (SSWFA), Black (SSWFB), or Chrome (SLWFC, Add \$171)
- Available with Contrasting Upholstery ([See Details](#))
- Additional Base Options ([See Base Option Details](#)): 4-Star Polished Aluminum and 4-Star Wood Base (Select Blonde Oak or Spiced Walnut)

List Price/Grade	Yards	COM/1	2	3	4	5	6	7	8	9	10	L1	L2
Single Upholstery	3.00	\$ 1414	1564	1693	1816	2005	2197	2470	2752	3085	3466	2371	2779
Contrasting Upholstery													
Primary	1.50	\$ 1414	1489	1554	1615	1710	1806	1942	2083	2250	2440	1893	2097
Accent	1.50	\$ 0	75	140	201	296	392	528	669	836	1026	479	683

Must Specify (in this order):

- Model #
- Primary Upholstery
- Accent Upholstery
- Base
- Caster/Glide (for 5-Star Polished Aluminum Swivel Base Only)

SPIRIT HIGH BACK LOUNGE CHAIR	SL24P	24½	29	47½	24	20	18	-	44	24.8
-------------------------------	-------	-----	----	-----	----	----	----	---	----	------



**Description**

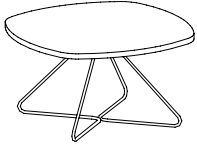
- Standard with: Wireframe Base; Must Specify Color, Available in Aluminum (SSWFA), Black (SSWFB), or Chrome (SLWFC, Add \$171)
- Available with Contrasting Upholstery ([See Details](#))
- Additional Base Options ([See Base Option Details](#)): 4-Star Polished Aluminum and 4-Star Wood Base (Select Blonde Oak or Spiced Walnut)

List Price/Grade	Yards	COM/1	2	3	4	5	6	7	8	9	10	L1	L2
Single Upholstery	4.00	\$ 1876	2076	2248	2412	2664	2920	3284	3660	4104	4612	3152	3696
Contrasting Upholstery													
Primary	2.00	\$ 1876	1976	2062	2144	2270	2398	2580	2768	2990	3244	2514	2786
Accent	2.00	\$ 0	100	186	268	394	522	704	892	1114	1368	638	910

Must Specify (in this order):

- Model #
- Primary Upholstery
- Accent Upholstery
- Base
- Caster/Glide (for 5-Star Polished Aluminum Swivel Base Only)

Item	Model No.		Width	Depth	Height	Ship Wt	Cubic Ft	List Price	
SPIRIT SQUARE TABLE	ST11C	TFL	27	27	17	31	11.4	T\$	821
	ST11CH	HPL	27	27	17	31	11.4	P\$	991



Must Specify (in this order):

Model #  
Top Color  
Base Color

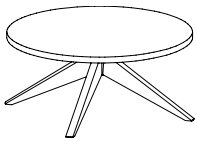
#### Description

- Standard with: 1" TFL Top or 1½" HPL Top and Wireframe Base; Must Specify Color (See Details Below)
- Features Square Edge Profile

#### Wireframe Base Options: Specify & Add

STWFA	Wireframe, Aluminum	N/C
STWFB	Wireframe, Black	N/C
STWFC	Wireframe, Chrome	\$ 57

SPIRIT ROUND TABLE	SLT-1W	TFL	31½	31½	14½	31	11.4	T\$	1447
	SLT-1WH	HPL	31½	31½	14½	31	11.4	P\$	1604



Must Specify (in this order):

Model #  
Top Color  
Base Color

#### Description

- Standard with: 1" TFL Top or 1½" HPL Top and 4-Star Swivel Wood Base (Select Blonde Oak or Spiced Walnut)
- Features Square Edge Profile

For ordering options, [see overview at the beginning of this section.](#)

Trift is an all-inclusive guest collection with abundant options for multiple applications. Carefully contoured frame and enhanced seat design provide hours of seated comfort. Five back options in wood and upholstery, and arm and armless models appeal to a broad base of needs. Specify for conferencing, reception, dining, healthcare, and companion seating. Trift accommodates all work areas with ease in one versatile collection.

**CONSTRUCTION**

- Exposed wood components and chair frame are manufactured using European Beech and are free of spirits, discoloration, pits, shakes, and wormholes
- All chair joints are double-doweled or mortised and tenoned, screwed, and glued for maximum strength and durability
- All seats feature corner blocking
- Frames are individually hand assembled and sanded prior to being finished
- Non-marring nylon glides included in each leg at floor level
- High Grade Polyurethane Foam, 1½" thick in the seat and 1" thick in the back
- Textiles are sewn with double stitch seams
- High quality resilient sheet webbing ensures a comfortable seating application
- Chairs rated for users up to 275lbs
- Ships fully assembled

**HOW TO ORDER EXAMPLE**

Model No.	Description	Example
980	Finish	AW
	Upholstery	CF Stinson Artisan Fossil
	Glides	STD

**WOOD FINISHES**

Indiana Furniture uses a multi-step, hand finishing process on all exposed wood frames.

Chairs feature a catalyzed varnish finish which offers durability, lasting beauty, and resistance to normal wear.

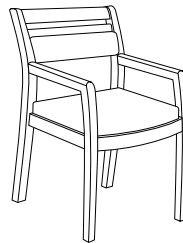
AW Artisan Walnut	MAS Mesa Sunset*
AS Asian Night	MTS Metropolis Sky
BW Beigewood*	MNR Midnight Run
BL Black	NTM Natural Marrone*
CO Columbian Walnut	ORW Oak Riftwood*
DC Dark Cherry	PNW Pinnacle Walnut
DFW Dark Forest Walnut*	PTK Portico Teak*
WH Designer White	RC River Cherry*
EF Espresso	SCH Select Cherry
FO Fawn Oak*	SPW Sepia Walnut*
FLW Florence Walnut*	SKC Shaker Cherry
GC Golden Cherry	SBP Smoky Brown Pear*
HW Harvest Walnut	TK Studio Teak
HNW Henna Walnut	SM Sugar Maple
KHE Kirsche	WTA Weathered Ash*
LW Legacy Walnut	WNB White Nebbia
MW Mahogany Walnut	WC Williamsburg Cherry

\* Finish is Low Sheen

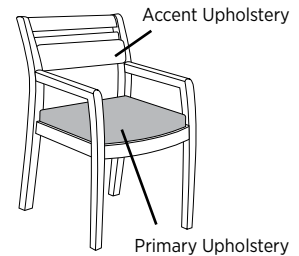
**UPHOLSTERY OPTIONS**

Available in single or contrasting upholsteries in a wide variety of graded-in or contract options, including fabric, vinyl, and leather.

**Single Upholstery**



**Contrasting Upholstery**

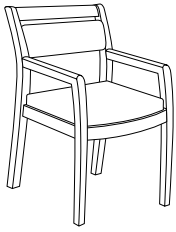


**GLIDE OPTIONS**

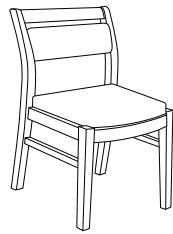
STD	Nylon Glides	STD
FELT	Felt Glides	\$ N/C

**CERTIFICATIONS & COMPLIANCE**

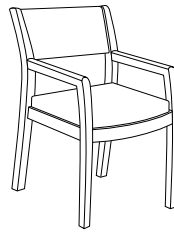
- CAL 117-2013 Compliance
- Intertek Sustainability Certified
- BIFMA level® Certified
- BIFMA Compliant® Certified
- TSCA Title VI (CARB) Compliance
- US Green Building's LEED® Contribution




Guest with  
Upholstered Section:  
980  
[\(See Details\)](#)



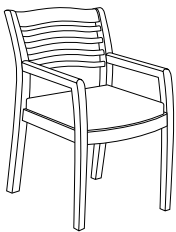
Armless with  
Upholstered Section:  
990  
[\(See Details\)](#)



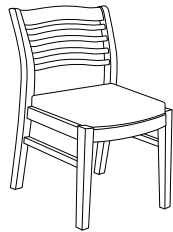
Guest with  
½ Wood Back:  
985  
[\(See Details\)](#)



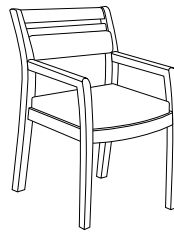
Armless with  
½ Wood Back:  
995  
[\(See Details\)](#)




Guest with  
Slat Back:  
986  
[\(See Details\)](#)



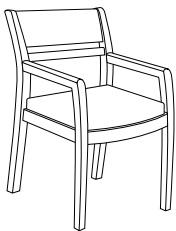
Armless with  
Slat Back:  
996  
[\(See Details\)](#)



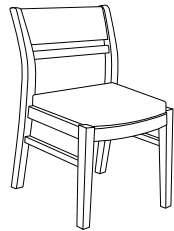
Guest with Wood/  
Upholstery Accent:  
988  
[\(See Details\)](#)



Armless with Wood/  
Upholstery Accent:  
998  
[\(See Details\)](#)

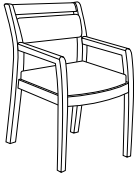


Guest with Wood  
Back Accent:  
989  
[\(See Details\)](#)



Armless with Wood  
Back Accent:  
999  
[\(See Details\)](#)

Item	Model No.	Chair Width	Chair Depth	Chair Height	Seat Width	Seat Depth	Seat Height	Arm Height	Ship Wt	Cubic Ft
GUEST WITH UPHOLSTERED BACK SECTION	980	21½	23½	32¼	18½	19	17½	25	23	16.9



**Description**

- Standard with: Nylon Glides
- Available with Contrasting Upholstery ([See Details](#))

List Price/Grade	Yards	COM/1	2	3	4	5	6	7	8	9	10	L1	L2
Single Upholstery	1.00	\$ 1213	1263	1306	1347	1410	1474	1565	1659	1770	1897	1532	1668
Contrasting Upholstery													
Primary	1.00	\$ 1257	1307	1350	1391	1454	1518	1609	1703	1814	1941	1576	1712
Accent	1.00	\$ 0	50	93	134	197	261	352	446	557	684	319	455

Must Specify (in this order):

- Model #
- Finish
- Primary Upholstery
- Accent Upholstery
- Glide

ARMLESS GUEST WITH UPHOLSTERED BACK SECTION	990	21½	23½	32¼	18½	19	17½	—	22	16.9
---	-----	-----	-----	-----	-----	----	-----	---	----	------



**Description**

- Standard with: Nylon Glides
- Available with Contrasting Upholstery ([See Details](#))

List Price/Grade	Yards	COM/1	2	3	4	5	6	7	8	9	10	L1	L2
Single Upholstery	1.00	\$ 1118	1168	1211	1252	1315	1379	1470	1564	1675	1802	1437	1573
Contrasting Upholstery													
Primary	1.00	\$ 1162	1212	1255	1296	1359	1423	1514	1608	1719	1846	1481	1617
Accent	1.00	\$ 0	50	93	134	197	261	352	446	557	684	319	455

Must Specify (in this order):

- Model #
- Finish
- Primary Upholstery
- Accent Upholstery
- Glide

GUEST WITH ½ WOOD BACK	985	21½	23½	32¼	18½	19	17½	25	23	16.9
------------------------	-----	-----	-----	-----	-----	----	-----	----	----	------



**Description**

- Standard with: Nylon Glides

List Price/Grade	Yards	COM/1	2	3	4	5	6	7	8	9	10	L1	L2
Single Upholstery	1.00	\$ 1100	1150	1193	1234	1297	1361	1452	1546	1657	1784	1419	1555

Must Specify (in this order):

- Model #
- Finish
- Upholstery
- Glide

ARMLESS GUEST WITH ½ WOOD BACK	995	21½	23½	32¼	18½	19	17½	—	22	16.9
--------------------------------	-----	-----	-----	-----	-----	----	-----	---	----	------



**Description**

- Standard with: Nylon Glides

List Price/Grade	Yards	COM/1	2	3	4	5	6	7	8	9	10	L1	L2
Single Upholstery	1.00	\$ 1005	1055	1098	1139	1202	1266	1357	1451	1562	1689	1324	1460

Must Specify (in this order):

- Model #
- Finish
- Upholstery
- Glide

For ordering options, [see overview at the beginning of this section.](#)

Item	Model No.	Chair Width	Chair Depth	Chair Height	Seat Width	Seat Depth	Seat Height	Arm Height	Ship Wt	Cubic Ft
GUEST WITH SLAT BACK	986	21½	25¾	32¼	18½	21	17½	25	23	16.9



Must Specify (in this order):  
Model #  
Finish  
Upholstery  
Glide

**Description**

- Standard with: Nylon Glides

List Price/Grade	Yards	COM/1	2	3	4	5	6	7	8	9	10	L1	L2
Single Upholstery	1.00	\$ 1119	1169	1212	1253	1316	1380	1471	1565	1676	1803	1438	1574

ARMLESS GUEST WITH SLAT BACK	996	21½	25¾	32¼	18½	21	17½	—	22	16.9
------------------------------	-----	-----	-----	-----	-----	----	-----	---	----	------



Must Specify (in this order):  
Model #  
Finish  
Upholstery  
Glide

**Description**

- Standard with: Nylon Glides

List Price/Grade	Yards	COM/1	2	3	4	5	6	7	8	9	10	L1	L2
Single Upholstery	1.00	\$ 1019	1069	1112	1153	1216	1280	1371	1465	1576	1703	1338	1474

GUEST WITH WOOD/ UPHOLSTERED ACCENT	988	21½	23½	32¼	18½	19	17½	25	23	16.9
-------------------------------------	-----	-----	-----	-----	-----	----	-----	----	----	------



Must Specify (in this order):  
Model #  
Finish  
Primary Upholstery  
Accent Upholstery  
Glide

**Description**

- Standard with: Nylon Glides
- Available with Contrasting Upholstery ([See Details](#))

List Price/Grade	Yards	COM/1	2	3	4	5	6	7	8	9	10	L1	L2
Single Upholstery	1.00	\$ 1234	1284	1327	1368	1431	1495	1586	1680	1791	1918	1553	1689
Contrasting Upholstery													
Primary	1.00	\$ 1278	1328	1371	1412	1475	1539	1630	1724	1835	1962	1597	1733
Accent	1.00	\$ 0	50	93	134	197	261	352	446	557	684	319	455

ARMLESS GUEST WITH WOOD/ UPHOLSTERED ACCENT	998	21½	23½	32¼	18½	19	17½	—	22	16.9
---	-----	-----	-----	-----	-----	----	-----	---	----	------



Must Specify (in this order):  
Model #  
Finish  
Primary Upholstery  
Accent Upholstery  
Glide

**Description**

- Standard with: Nylon Glides
- Available with Contrasting Upholstery ([See Details](#))

List Price/Grade	Yards	COM/1	2	3	4	5	6	7	8	9	10	L1	L2
Single Upholstery	1.00	\$ 1134	1184	1227	1268	1331	1395	1486	1580	1691	1818	1453	1589
Contrasting Upholstery													
Primary	1.00	\$ 1178	1228	1271	1312	1375	1439	1530	1624	1735	1862	1497	1633
Accent	1.00	\$ 0	50	93	134	197	261	352	446	557	684	319	455

For ordering options, [see overview at the beginning of this section.](#)

Item	Model No.	Chair Width	Chair Depth	Chair Height	Seat Width	Seat Depth	Seat Height	Arm Height	Ship Wt	Cubic Ft
GUEST WITH WOOD BACK ACCENT	989	21½	23½	32¼	18½	19	17½	25	23	16.90



**Description**

- Standard with: Nylon Glides

List Price/Grade	Yards	COM/1	2	3	4	5	6	7	8	9	10	L1	L2
Single Upholstery	1.00	\$ 1119	1169	1212	1253	1316	1380	1471	1565	1676	1803	1438	1574

Must Specify (in this order):

- Model #
- Finish
- Upholstery
- Glide

**ARMLESS GUEST WITH WOOD BACK ACCENT**

999	21½	23½	32¼	18½	19	17½	—	22	16.9
-----	-----	-----	-----	-----	----	-----	---	----	------



**Description**

- Standard with: Nylon Glides

List Price/Grade	Yards	COM/1	2	3	4	5	6	7	8	9	10	L1	L2
Single Upholstery	1.00	\$ 1028	1078	1121	1162	1225	1289	1380	1474	1585	1712	1347	1483

Must Specify (in this order):

- Model #
- Finish
- Upholstery
- Glide





Triple Play can multi-task from lounge height to sitting height, and all the way up to counter height. This versatile seating line lets people choose how and where they want to work with the ability to join any group, at any height table in the room. Triple Play partners with 18” high tables, 29-30” high tables, and 36” high tables, or any range in between.

**CONSTRUCTION**

- Fully upholstered product that features a high density, firm polyurethane foam interior that holds its shape; shape is static at the lounge height position and at the sitting height position and has a gentle, flexible motion while sitting at the counter height position
- Foam construction can be used to sit on any of the six sides
- Handle is covered in upholstery
- Zipper included with upholstery cover for easy removal and cleaning
- Benches rated for users up to 275lbs
- Ships fully assembled

**HOW TO ORDER EXAMPLE**

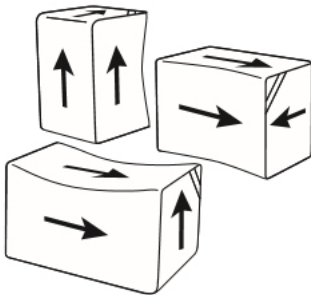
Model No.	Description	Example
3-1526ST	Upholstery	CF Stinson Artisan Seaport
	Welt Cord	CF Stinson Artisan Anjou
	Upholstery	
	Zipper	Navy

**UPHOLSTERY OPTIONS**

Available in single upholstery with a matching handle, and your choice of a matching or contrasting welt cord, or no welt cord at all. Select from a wide variety of graded-in or contract options, including fabric, vinyl, and leather. We recommend avoiding the use of obvious directional patterns due to Triple Play’s multiple positions of use.

Indiana Furniture will make every attempt to have the upholstery pattern going the same direction while making the best use of the yardage supplied.

**Arrows represent “Up the Roll”.**



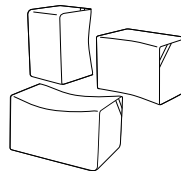
**ZIPPER OPTIONS**

Black	Navy
Brown	Slate
Dark Gray	Tan
Ivory	White

**CERTIFICATIONS & COMPLIANCE**

- CAL 117-2013 Compliance
- Intertek Sustainability Certified
- BIFMA level® Certified
- BIFMA Compliant® Certified
- TSCA Title VI (CARB) Compliance
- US Green Building’s LEED® Contribution

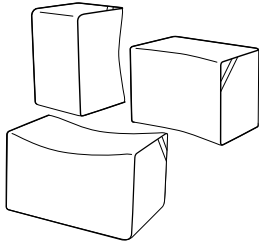
**STATEMENT OF LINE**



Multi-Height Bench:  
3-1526ST  
[\(See Details\)](#)

**TRIPLE PLAY™**  
**MULTI-HEIGHT BENCH (3 SERIES)**

Item	Model No.	Chair Width	Chair Depth	Chair Height	Ship Wt	Cubic Ft
MULTI-HEIGHT BENCH	3-1526ST	18	16½-15	26	12.8	5.8



**Description**

- Standard with: Matching Upholstered Handle
- Rotate Seat to Provide Seating for 18"H, 29-30"H, and 36"H Tables, or any range in between
- Available with Contrasting Upholstery with Welt Cord ([See Details](#))
- We recommend avoiding the use of obvious directional patterns due to the multiple positions of use

Must Specify (in this order):

- Model #
- Primary Upholstery
- Welt Cord
- Zipper Color

List Price/Grade	Yards	COM/1	2	3	4	5	6	7	8	9	10
<b>Single Upholstery</b>											
With Welt Cord	3.00 \$	883	1033	1162	1285	1474	1666	1939	2221	2554	2935
No Welt Cord	2.00 \$	776	876	962	1044	1170	1298	1480	1668	1890	2144
<b>Contrasting Upholstery</b>											
Primary	2.00 \$	883	983	1069	1151	1277	1405	1587	1775	1997	2251
Welt Cord	1.00 \$	0	50	93	134	197	261	352	446	557	684

For ordering options, [see overview at the beginning of this section.](#)

Both comfort and style are achieved in Vive with open or closed arms, and flared leg design, with availability of casters. Solid hardwood frames with a smooth, radiant finish are available in all Indiana Furniture finishes. Double dowel mortise and tenon construction and high-grade polyurethane foam provide superior stability and comfort.

### CONSTRUCTION

- Exposed wood components and chair frame are manufactured using European Beech and are free of spirits, discoloration, pits, shakes, and wormholes; base caps are manufactured using select maple
- All chair joints are double-doweled or mortised and tenoned, screwed, and glued for maximum strength and durability
- All seats feature corner blocking
- Arms are securely attached to the frames with mortise and tenon
- Frames are individually hand assembled and sanded prior to being finished
- Non-marring nylon glides included in each leg at floor level
- High Grade Polyurethane Foam, 2¼" thick in the seat and 1½" thick in the back; foam is contoured to fit the frame and fastened in place
- Textiles are sewn with double stitch seams
- High quality resilient sheet webbing ensures a comfortable seating application
- Seating rated for users up to 275lbs
- Ships fully assembled

### HOW TO ORDER EXAMPLE

Model No.	Description	Example
316	Finish	MAS
	Upholstery	CF Stinson Artisan Hearth
	Glides	STD

### WOOD FINISHES

Indiana Furniture uses a multi-step, hand finishing process on all exposed wood frames.

Chairs feature a catalyzed varnish finish which offers durability, lasting beauty, and resistance to normal wear.


AW Artisan Walnut	MAS Mesa Sunset*
AS Asian Night	MTS Metropolis Sky
BW Beigewood*	MNR Midnight Run
BL Black	NTM Natural Marrone*
CO Columbian Walnut	ORW Oak Riftwood*
DC Dark Cherry	PNW Pinnacle Walnut
DFW Dark Forest Walnut*	PTK Portico Teak*
WH Designer White	RC River Cherry*
EF Espresso	SCH Select Cherry
FO Fawn Oak*	SPW Sepia Walnut*
FLW Florence Walnut*	SKC Shaker Cherry
GC Golden Cherry	SBP Smoky Brown Pear*
HW Harvest Walnut	TK Studio Teak
HNW Henna Walnut	SM Sugar Maple
KHE Kirsche	WTA Weathered Ash*
LW Legacy Walnut	WNB White Nebbia
MW Mahogany Walnut	WC Williamsburg Cherry

\* Finish is Low Sheen

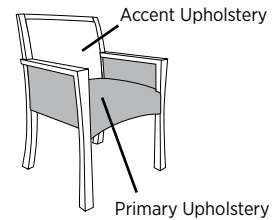
### UPHOLSTERY OPTIONS

Available in single or contrasting upholsteries in a wide variety of graded-in or contract options, including fabric, vinyl, and leather.

#### Single Upholstery



#### Contrasting Upholstery



### GLIDE OPTIONS (FOR MODELS WITHOUT CASTERS)

STD	Nylon Glides	STD
FELT	Felt Glides	\$ N/C

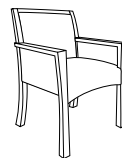
### CASTER OPTIONS

STD	Dual Wheel Casters	STD
SP	Soft Wheel Casters	\$ N/C

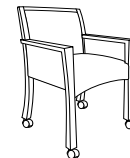
### CERTIFICATIONS & COMPLIANCE

- CAL 117-2013 Compliance
- Intertek Sustainability Certified
- BIFMA level® Certified
- BIFMA Compliant® Certified
- TSCA Title VI (CARB) Compliance
- US Green Building's LEED® Contribution

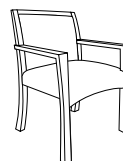
### STATEMENT OF LINE



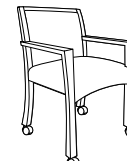
Fully Upholstered Guest with Closed Arms: 316  
[\(See Details\)](#)



Fully Upholstered Guest with Closed Arms on Casters: 318  
[\(See Details\)](#)




Fully Upholstered Guest with Open Arms: 326  
[\(See Details\)](#)



Fully Upholstered Guest with Open Arms on Casters: 328  
[\(See Details\)](#)

Item	Model No.	Chair Width	Chair Depth	Chair Height	Seat Width	Seat Depth	Seat Height	Arm Height	Ship Wt	Cubic Ft
FULLY UPHOLSTERED GUEST WITH CLOSED ARMS	316	25	26¾	34½	20¼	19	18¼	25⅝	30	16.9



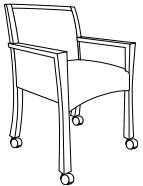
Must Specify (in this order):  
 Model #  
 Finish  
 Primary Upholstery  
 Accent Upholstery  
 Glide

**Description**

- Standard with: Nylon Glides
- Available with Contrasting Upholstery ([See Details](#))

List Price/Grade	Yards	COM/1	2	3	4	5	6	7	8	9	10	L1	L2
Single Upholstery	2.00	\$ 1881	1981	2067	2149	2275	2403	2585	2773	2995	3249	2519	2791
Contrasting Upholstery													
Primary	1.25	\$ 1892	1955	2008	2060	2138	2218	2332	2450	2588	2747	2291	2461
Accent	1.00	\$ 0	50	93	134	197	261	352	446	557	684	319	455

FULLY UPHOLSTERED GUEST WITH CLOSED ARMS ON CASTERS	318	25	26¾	34½	20¼	19	18¼	25⅝	30	16.9
---	-----	----	-----	-----	-----	----	-----	-----	----	------



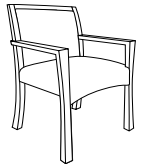
Must Specify (in this order):  
 Model #  
 Finish  
 Primary Upholstery  
 Accent Upholstery  
 Glide

**Description**

- Standard with: Nylon Glides
- Available with Contrasting Upholstery ([See Details](#))

List Price/Grade	Yards	COM/1	2	3	4	5	6	7	8	9	10	L1	L2
Single Upholstery	2.00	\$ 1887	1987	2073	2155	2281	2409	2591	2779	3001	3255	2525	2797
Contrasting Upholstery													
Primary	1.25	\$ 1898	1961	2014	2066	2144	2224	2338	2456	2594	2753	2297	2467
Accent	1.00	\$ 0	50	93	134	197	261	352	446	557	684	319	455

FULLY UPHOLSTERED GUEST WITH OPEN ARMS	326	25	26¾	34½	20¼	19	18¼	25⅝	30	16.9
--	-----	----	-----	-----	-----	----	-----	-----	----	------



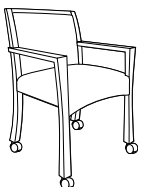
Must Specify (in this order):  
 Model #  
 Finish  
 Primary Upholstery  
 Accent Upholstery  
 Glide

**Description**

- Standard with: Nylon Glides
- Available with Contrasting Upholstery ([See Details](#))

List Price/Grade	Yards	COM/1	2	3	4	5	6	7	8	9	10	L1	L2
Single Upholstery	1.75	\$ 1572	1660	1735	1807	1917	2029	2188	2353	2547	2769	2130	2368
Contrasting Upholstery													
Primary	1.25	\$ 1594	1657	1710	1762	1840	1920	2034	2152	2290	2449	1993	2163
Accent	1.00	\$ 0	50	93	134	197	261	352	446	557	684	319	455

FULLY UPHOLSTERED GUEST WITH OPEN ARMS ON CASTERS	328	25	26¾	34½	20¼	19	18¼	25⅝	30	16.9
---	-----	----	-----	-----	-----	----	-----	-----	----	------



Must Specify (in this order):  
 Model #  
 Finish  
 Primary Upholstery  
 Accent Upholstery  
 Glide

**Description**

- Standard with: Nylon Glides
- Available with Contrasting Upholstery ([See Details](#))

List Price/Grade	Yards	COM/1	2	3	4	5	6	7	8	9	10	L1	L2
Single Upholstery	1.75	\$ 1576	1664	1739	1811	1921	2033	2192	2357	2551	2773	2134	2372
Contrasting Upholstery													
Primary	1.25	\$ 1598	1661	1714	1766	1844	1924	2038	2156	2294	2453	1997	2167
Accent	1.00	\$ 0	50	93	134	197	261	352	446	557	684	319	455

For ordering options, [see overview at the beginning of this section.](#)

# Accents

Enhance your space with new Cush Pillows. Available in multiple shapes and sizes, and with or without piping, to bring the comforts of home or add sophistication to any space. Be inspired by our broad range of graded-in fabrics, contract fabrics or use a COM to personalize your Cush pillows.

### CONSTRUCTION

- All pillows are sewn shut for added security
- All pillows feature a smooth non-woven fabric pillow insert
- Square and rectangle inserts are filled with a soft moldable poly fiber that simulates the look of down feathers
- Bolster pillows are filled with a resilient poly insert for extra durability

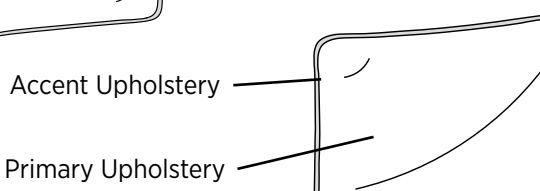
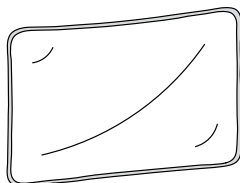
### HOW TO ORDER EXAMPLE

Model No.	Description	Example
01-1806BPP	Primary Upholstery Accent Upholstery	KnollTextiles Buzz Bittersweet KnollTextiles Buzz Flash
01-1407TPRP	Primary Upholstery	Mayer Gem Ocean

### UPHOLSTERY OPTIONS

Contrasting upholsteries available on pillows with piping in a wide variety of graded-in or contract options.

#### Contrasting Upholstery



### CERTIFICATIONS & COMPLIANCE

- CAL 117-2013 Compliance

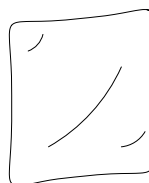
### STATEMENT OF LINE



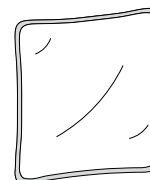
Bolster Pillow  
[01-1806BP](#)




Bolster Pillow  
With Piping  
[01-1806BPP](#)



23" Square Throw Pillow  
[01-2323TPS](#)



23" Square Throw  
Pillow With Piping  
[01-2323TPSP](#)



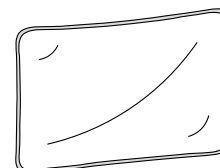
17" Square Throw Pillow  
[01-1717TPS](#)



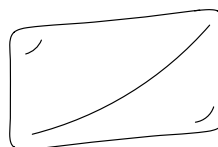
17" Square Throw  
Pillow With Piping  
[01-1717TPSP](#)



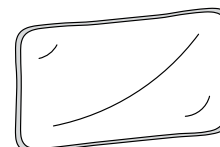
19"x11" Rectangle Throw  
Pillow  
[01-1911TPR](#)



19"x11" Rectangle Throw  
Pillow With Piping  
[01-1911TPRP](#)



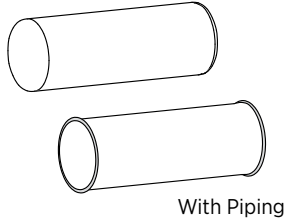
14"x7" Rectangle Throw  
Pillow  
[01-1407TPR](#)



14"x7" Rectangle Throw  
Pillow With Piping  
[01-1407TPRP](#)

Item	Model No.	Width	Depth	Height	Ship Wt	Cubic Ft
------	-----------	-------	-------	--------	---------	----------

<b>BOLSTER PILLOW</b>	01-1806BP	18	6	6	2	2.1
	01-1806BPP With Piping	18	6	6	2	2.1



With Piping

Must Specify (in this order):

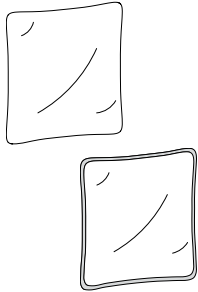
- Model #
- Primary Upholstery
- Accent Upholstery

**Description**

- Contrasting Upholsteries Available on Pillows With Piping ([See Details](#))
- Directional Upholstery May Not Match from Pillow to Pillow Due to Application

List Price/Grade	Yards	COM/1	2	3	4	5	6	7	8	9	10
Single Upholstery	1.00	\$ 307	357	400	441	504	568	659	753	864	991
Single Upholstery with Piping	1.00	\$ 465	515	558	599	662	726	817	911	1022	1149
Contrasting Upholstery											
Primary	1.00	\$ 509	559	602	643	706	770	861	955	1066	1193
Accent	1.00	\$ 0	50	93	134	197	261	352	446	557	684

<b>23" SQUARE THROW PILLOW</b>	01-2323TPS	23	6	23	3	2.1
	01-2323TPSP With Piping	23	6	23	3	2.1



With Piping

Must Specify (in this order):

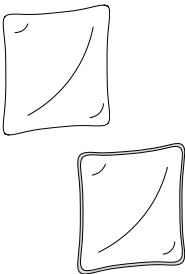
- Model #
- Primary Upholstery
- Accent Upholstery

**Description**

- Contrasting Upholsteries Available on Pillows With Piping ([See Details](#))
- Directional Upholstery May Not Match from Pillow to Pillow Due to Application

List Price/Grade	Yards	COM/1	2	3	4	5	6	7	8	9	10
Single Upholstery	1.00	\$ 253	303	346	387	450	514	605	699	810	937
Single Upholstery with Piping	1.00	\$ 386	436	479	520	583	647	738	832	943	1070
Contrasting Upholstery											
Primary	1.00	\$ 430	480	523	564	627	691	782	876	987	1114
Accent	1.00	\$ 0	50	93	134	197	261	352	446	557	684

<b>17" SQUARE THROW PILLOW</b>	01-1717TPS	17	6	17	3	2.1
	01-1717TPSP With Piping	17	6	17	3	2.1



With Piping

Must Specify (in this order):

- Model #
- Primary Upholstery
- Accent Upholstery

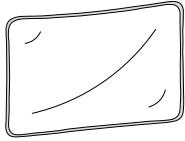
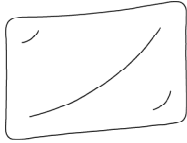
**Description**

- Contrasting Upholsteries Available on Pillows With Piping ([See Details](#))
- Directional Upholstery May Not Match from Pillow to Pillow Due to Application

List Price/Grade	Yards	COM/1	2	3	4	5	6	7	8	9	10
Single Upholstery	1.00	\$ 232	282	325	366	429	493	584	678	789	916
Single Upholstery with Piping	1.00	\$ 352	402	445	486	549	613	704	798	909	1036
Contrasting Upholstery											
Primary	1.00	\$ 396	446	489	530	593	657	748	842	953	1080
Accent	1.00	\$ 0	50	93	134	197	261	352	446	557	684

For ordering options, [see overview at the beginning of this section.](#)

Item	Model No.	Width	Depth	Height	Ship Wt	Cubic Ft
<b>19"x11" RECTANGLE THROW PILLOW</b>	01-1911TPR	19	4	11	2	2.1
	01-1911TPRP With Piping	19	4	11	2	2.1



With Piping

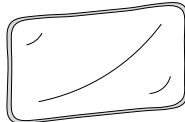
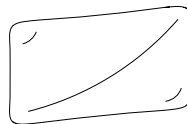
Must Specify (in this order):  
Model #  
Primary Upholstery  
Accent Upholstery

**Description**

- Contrasting Upholsteries Available on Pillows With Piping ([See Details](#))
- Directional Upholstery May Not Match from Pillow to Pillow Due to Application

List Price/Grade	Yards	COM/1	2	3	4	5	6	7	8	9	10
Single Upholstery	1.00	\$ 262	312	355	396	459	523	614	708	819	946
Single Upholstery with Piping	1.00	\$ 392	442	485	526	589	653	744	838	949	1076
Contrasting Upholstery											
Primary	1.00	\$ 436	486	529	570	633	697	788	882	993	1120
Accent	1.00	\$ 0	50	93	134	197	261	352	446	557	684

<b>14"x7" RECTANGLE THROW PILLOW</b>	01-1407TPR	14	4	7	2	1.0
	01-1407TPRP With Piping	14	4	7	2	1.0



With Piping

Must Specify (in this order):  
Model #  
Primary Upholstery  
Accent Upholstery

**Description**

- Contrasting Upholsteries Available on Pillows With Piping ([See Details](#))
- Directional Upholstery May Not Match from Pillow to Pillow Due to Application

List Price/Grade	Yards	COM/1	2	3	4	5	6	7	8	9	10
Single Upholstery	1.00	\$ 228	278	321	362	425	489	580	674	785	912
Single Upholstery with Piping	1.00	\$ 349	399	442	483	546	610	701	795	906	1033
Contrasting Upholstery											
Primary	1.00	\$ 393	443	486	527	590	654	745	839	950	1077
Accent	1.00	\$ 0	50	93	134	197	261	352	446	557	684

For ordering options, [see overview at the beginning of this section.](#)



# **COM/COL & Graded-In Programs**

### COM - CUSTOMER'S OWN MATERIAL

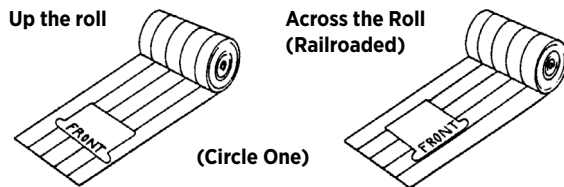
All Indiana Furniture seating is available with material furnished by the customer. Refer to grade 1 for list prices. Refer to individual model number for COM yardage requirements. The listed COM yardage requirement is based on the use of non-directional upholstery 54" wide for a quantity of one chair. Extra upholstery is required to match any pattern with a repeat, either vertically or horizontally. Use the chart below as a guide to add to plain COM yardage requirements listed in the price list.

For multiple chair quantities, contact customer service to optimize the yardage per chair at 800-422-5727.

Upholstery	Plain	2"- 14"	15"- 27"	28"- 36"
Width	Upholstery	Repeat	Repeat	Repeat
54"	0%	10%	25%	30%

Note: Upholsteries less than 54" wide will not be accepted.

Due to the upholstering process used by Indiana Furniture, some COM upholsteries are considered directional that may not be considered directional by the upholstery supplier. All Upholstery COM's are cut "up the roll" and all vinyls are cut "across the roll" by Indiana Furniture unless otherwise directed by the customer (see below). All directional upholsteries on Indiana Furniture frames match both vertically and horizontally. If you do not desire repeat match, please specify on order.



Note: Directional upholsteries, such as stripes, patterns and plaids may not meet your satisfaction due to contoured shapes and tufting of some models. Should you require such a selection, we will upholster as perfect as possible, but such orders are not subject to return. If in doubt, contact your Indiana Furniture Customer Service Representative prior to placing the order.

### COM/COL ORDERING INSTRUCTIONS:

Fill out the form below and attach sample according to instructions on reverse side of form. **COM's/COL's must meet and include written confirmation from the supplier verifying CALTB 117-2013 compliance and you must designate the flammability materials within for the TB 117-2013 label.** Check the box above to comply with California Business and Professions Code Section 19094. Failure to complete these forms and supply samples will delay the scheduling of the purchase order. Orders will not be scheduled until upholstery is received from the supplier. Upholstery should not be ordered until Indiana Furniture has verified the yardage required.

Check one:  COM  COL

Dealer Name \_\_\_\_\_ Phone \_\_\_\_\_ Email \_\_\_\_\_

Contact Person \_\_\_\_\_ City \_\_\_\_\_ State \_\_\_\_\_ Zip \_\_\_\_\_

Mill/Supplier \_\_\_\_\_ Pattern \_\_\_\_\_ Color \_\_\_\_\_

Repeat Inches: Horizontal \_\_\_\_\_ Vertical \_\_\_\_\_ Directional: Up the Roll / RailRoad

*Note: Required upholstery width is 54".*

Face Reversible: Yes / No

Product COM/COL is to be applied to:

1) Model # \_\_\_\_\_ Qty\* \_\_\_\_\_ Ydg. Ea. \_\_\_\_\_ x Repeat \_\_\_\_\_ = \_\_\_\_\_ Yds.

2) Model # \_\_\_\_\_ Qty\* \_\_\_\_\_ Ydg. Ea. \_\_\_\_\_ x Repeat \_\_\_\_\_ = \_\_\_\_\_ Yds.

\* For multiple chair quantities, contact customer service to optimize the yardage required.

### FOR OFFICE USE ONLY:

Advise dealer of COM/COL Rqd: \_\_\_\_\_ Signed: \_\_\_\_\_

CSR

Notes: \_\_\_\_\_

### COL - CUSTOMER'S OWN LEATHER

Indiana Furniture is pleased to accommodate COL selections whenever this special need arises. Refer to grade 1 for list prices. To calculate COL requirements, multiply the COM yardage required times 18 (1 yard of upholstery = 18 sq. ft. of usable leather). Customer's own leather specifications for Indiana Furniture seating shown within the price list are based on an average hide size of 45-50 square feet.

All square footage requirements are based on usable footage. The shape of a hide and the usable, clean footage may make it necessary for us to request more leather after COL is received.

Please note leather is a natural product, and variation in texture is a pleasing quality belonging exclusively to high grade, full top grain leathers.

**Indiana Furniture reserves the right to inspect, approve, or reject any COM/COL upholstery. Once approved, Indiana Furniture cannot assume responsibility for the durability or tailoring quality of COM/COL material.**

### COM/COL Ordering Instructions:


1. Include a 6" sample of the upholstery stapled to the order indicating which side is to be exposed.
2. If COM has a pattern or stripe, indicate whether to apply vertically or horizontally. All stripes will be applied vertically unless specified otherwise.
3. Specify the upholstery supplier's name, upholstery pattern, pattern color, and pattern number.

For TB 117-2013, the upholstery materials in this product (check one):

\_\_\_\_\_ contain added flame retardant chemicals

\_\_\_\_\_ contain NO added flame retardant chemicals


TOP



**6" x 6"**  
**Sample**



TOP



**NOTE IMPORTANT REQUIRED INSTRUCTIONS:**

Attach sample showing exposed side and mark direction upholstery is to be applied.

**Form & Upholstery Swatch should be sent to:**

Indiana Furniture  
Attn Customer Service  
1919 Hospitality Drive  
Jasper, IN 47546

**COM/COL should be sent to:**

Indiana Furniture  
1095 W. 100 S.  
Dock 1  
Jasper, IN 47546

A Packing Slip Must Be Included

**Checklist**

Have you completed the following requirements?

- 1) \_\_\_ Attached Sample
- 2) \_\_\_ Marked Direction
- 3) \_\_\_ Verified Yardage with Indiana Furniture
- 4) \_\_\_ Have upholstery tagged with your company name
- 5) \_\_\_ Have upholstery tagged with your purchase order #
- 6) \_\_\_ Have your vendor list their name, pattern, color and yardage on the packing list

Do Not Order Upholstery Until Indiana Furniture Has Calculated Yardage

Pattern Name	Price Grade	Pattern Name	Price Grade	Pattern Name	Price Grade
A New Twist	5	Miragi - O	8	Zyon	6
April	9	Mock Croc	6		
Baby Bear	6	Mooskin	9		
Bacci	7	Morph	7		
Baltic- O	8	My Way	8		
Beach Blanket	7	Nightingale	6		
Big Bang	5	Not-A-Hide	5		
Bonnie	5	Pacific-O	8		
Bronte	7	Palms	7		
Buckaroo	9	Parley	4		
Bull's Eye	9	Party Boat	8		
Bye Bye Birdie	6	Patina Glaze	5		
Calf Crazy	9	Persuasion	4		
Canyon	4	Phantasea	9		
Capri	6	Phoenix	4		
Catwalk	10	Plastic Basket	5		
Cheap Seats	6	Renna	7		
Chimera	7	Ripple in Time	6		
Copy Cow	5	Ritzi	5		
Cornered	7	Roseus Regatta	10		
Cowtown	6	Shagreen	5		
Crosshatch	5	Shiki Silk	5		
Cuddle	7	Shiny Hide	9		
Dash of Color	6	Silicone Grid	9		
Dazzler	8	Silicone Mountain	9		
E-Scape	8	Silicone Prime	8		
Extra Celestial	7	Silicone Slopes	9		
Fionna	5	Simply Hyde	6		
Focus	8	Sistine	6		
Fulton	4	Sky Writing	6		
Gelato	7	Sleek	7		
Glaze	5	Space Cow	6		
Grit	7	Splash	6		
Haywire	8	Spree	8		
Hemingway	7	Sticks and Strings	6		
Hemp Canvas	6	Stitch In Time	7		
Highland	6	Stripes	8		
Hitch	5	Tartan	8		
Hula Hoop	6	Tas	9		
Huxley	7	Taurus	9		
Impulse	9	Technohound	5		
Jigsaw	6	The Keys	6		
Kapow	5	Tolstoy	7		
Kazam	5	Top Coats	7		
Kri	8	Travel Roadies	5		
La Piazza	7	Tumbleweed	6		
Lafayette	5	Twinkle Sky	7		
Lamb of Luxury	9	Twinkle Tapestry	7		
Limerick	9	Udderly Perfected	8		
Lucid Lines	8	Ultra Air	8		
Lumber Jack	9	Undercover	6		
Lumber Jane	9	Uptick	7		
Luzon	8	Varick	4		
Mammoth Deception	8	Vintage Glaze	6		
Mesa	7	Watermarks	5		
Metal Mesh	9	Westerly	7		
Metro	7	Western Willie	6		
Mindbender	7	Wishes	5		
Minotaurus	9	Wow	5		

Indiana Furniture strives to make as many upholsteries available as possible. However, it is not practical for us to test every offering on every chair as it is made available. If you have any concerns about our ability to upholster your selection on a particular frame please contact us and we will be glad to order a memo sample from this supplier for testing. Call Customer Service at 800.422.5727.

For Anzea Samples Call 817-336-2310 or Visit [www.anzea.com](http://www.anzea.com)

Pattern Name	Price Grade	Pattern Name	Price Grade	Pattern Name	Price Grade	Pattern Name	Price Grade
Aberdeen	7	Francesca Wool 2	9	Patina	7	Tritik	8
Ambiance	5	Gamma	5	Paxton	7	Typography	8
Angle	6	Gardenia	6	Perspective	7	Vanderbilt	6
Apex	7	Gatsby	5	Pinnacle	5	Vault	7
Apollo	6	Gem	6	Pixel	6	Velocity	7
Arabesque	7	Geostitch	8	Polished	6	Venture	8
Arashi	8	Glam	6	Pound	8	Victoria	7
Around	7	Glinda	8	Quest	8	Vivo	7
Astor	6	Glo	6	Radius	7	Volt	9
Athena	7	Great Wall	7	Raya	7	Wanderer	9
Atmosphere	3	Grid	7	Reality Check	7	Watson	4
Atomic	8	Hanji	7	Rio	6	Welsh Check	8
Aura	4	Harlequin	7	Rodeo	4	Windlass	8
Axis	7	High Rise	7	Rodeo 2	4	X Pattern	9
Bali	9	Highlands	8	Roundabout	6	York Plaid	8
Block Petal	7	Hush	6	Samsara	5	Zip	9
Boardwalk	5	I Pattern	8	Sanganeri	7		
Bocce	7	Illusion 2	4	Santa Fe	7		
Brayer	8	Infrastructure	9	Santorini	8		
Bronco	6	Insight	3	Saxon	7		
Burkina	7	Intaglio	6	Sea Willow	7		
Cadence	7	Intaglio	6	Sector	7		
Calais Stripe	7	Interstate	6	Sedona	5		
Caress	8	Iona	5	Seville	7		
Carnival	6	Isabella	5	Sherlock	5		
Cavo	8	Itajima	8	Sherlock 2	5		
Centring Stripe	7	Journey	7	Shimmer	5		
Ceramica	7	Kaolin	6	Shimmer 2	5		
Channel	6	Katano	7	Silverado	5		
Chroma	6	Key	7	Silverado 2	5		
Cirque	8	Kuba	7	Skye	7		
Coastline	6	Kumo	8	Soho	5		
Column	6	Legend	7	Solar	3		
Compass	8	Linea	7	Solitude	7		
Connect	9	Loara	8	Sonata Stripe	7		
Contour	5	Lore	7	Sonic	7		
Cosmos	6	Lunette	8	Spectrum	5		
Crescendo	7	Luxe	7	Sphere	9		
Crystal	6	Lyre	6	Spin	7		
Dakota	5	Lytic	7	Spirit	5		
Daytona	7	Majorca	8	Square One	8		
Delphi	5	Marquee	7	Staccato	8		
Drifter	5	Mason	7	Stallion	4		
Dynasty	6	Mason Stripe	7	Strata	5		
Eden	7	Meadow	7	Streamline	5		
Elementary	8	Montage	7	Sukhala	7		
Elevando	7	Moom Beam 2	7	Summit	4		
Embrace	5	Morgan	6	Sundial	7		
Emerson	4	Morocco	7	Sync	6		
Empress	5	Nahouri	7	Tailored	6		
Encore	5	Network	9	Talavera	9		
Engrave	6	Oculus	6	Tally	5		
Equinox	5	Odyessy	7	Tectonic	5		
Etch	6	Ombre Petal	8	The Plaid	9		
Evolution	8	Omega	6	Tick-Tock	7		
Fiji	6	Orinoco	5	Tiebele	7		
Flora	4	Palatine 2	6	Tilde	9		
Fragment	8	Paragon	8	Transform	3		
Francesca Wool	9	Parentheses	9	Traverse	7		

Indiana Furniture strives to make as many upholsteries available as possible. However, it is not practical for us to test every offering on every chair as it is made available. If you have any concerns about our ability to upholster your selection on a particular frame please contact us and we will be glad to order a memo sample from this supplier for testing. Call Customer Service at 800.422.5727.

For Arc Com Memo Samples Call: 800-223-5466 or Visit [arc-com.com](http://arc-com.com)

Pattern Name	Price Grade	Pattern Name	Price Grade	Pattern Name	Price Grade	Pattern Name	Price Grade
45 RPM.....	5	Buccaneer .....	7	Crossover.....	5	Flights of Fancy.....	7
57 Chevron.....	7	Buenos Aires .....	6	Cruise.....	8	Flourish .....	8
78 RPM.....	5	Burlington .....	6	Cupertino .....	9	Flow .....	5
Abbey Road.....	6	Cabin .....	8	Cupid .....	5	Flower Market.....	7
Adare Manor.....	5	Cadillac .....	6	Cutting Edge.....	8	Foiled.....	6
Adlon.....	9	Calabasas .....	6	Dakar .....	5	Folio .....	5
Affinity .....	7	Calf.....	9	Dakota.....	6	Follow the Leader.....	6
Aficionado.....	7	Calyx.....	8	Danbury.....	4	Fridays.....	6
Allure .....	7	Cambric .....	6	Dance Line .....	7	Friendship .....	6
Amagansett.....	8	Cancan .....	7	Dance Party.....	6	Fronde.....	8
Amenity .....	5	Cane.....	7	Dante .....	8	Front Desk.....	6
Americas Cup.....	6	Cape Town .....	6	Dapple.....	8	Furstenberg.....	4
Andromeda.....	7	Caracas .....	7	Dash.....	5	Gaia .....	6
Anemone.....	7	Carat .....	7	Daydream.....	5	Gala.....	6
Animal .....	6	Carrel .....	7	Debonair.....	4	Galleon.....	6
Annual .....	8	Casco .....	8	Debutante .....	7	Ganesha.....	9
Antico.....	8	Catch Me If You Can.....	7	Deco District.....	8	Gate House .....	5
Aperture .....	5	Catty Corner.....	5	Digital.....	8	Gecko .....	9
Aphrodisiac.....	6	Catwalk .....	6	District.....	4	Gemma.....	6
Array .....	8	Cavern Club .....	6	Division .....	8	Getaway.....	8
Artesima .....	9	Cetus.....	7	Draper .....	6	Gia .....	8
Astronomy .....	7	Chain Link .....	6	Drizzle .....	5	Gilded Age.....	9
Aura .....	6	Chaise.....	6	Dublin.....	4	Glint .....	6
Autobahn .....	5	Chambray.....	8	Dumbo .....	4	Glissette.....	6
Aventura .....	7	Chamomile.....	6	Duomo .....	7	Glitz.....	6
B and B .....	6	Champagne .....	7	Duotone.....	8	Good Day Sunshine.....	7
Badlands.....	6	Charleston.....	6	Dupioni.....	5	Grasscloth .....	4
Bal Harbour .....	7	Charlotte.....	5	Ease.....	6	Great Dane.....	7
Balance .....	9	Charted .....	9	Echelon .....	7	Great Pretender.....	5
Balcony .....	7	Charted Reverse.....	9	Edge.....	6	Greenwich.....	6
Bamboozled .....	6	Chauffeur.....	5	Editor.....	9	Grenelle.....	8
Bargello.....	8	Chenille Waistcoat.....	5	Edwardian .....	7	Griffin.....	6
Barnard.....	8	Chronicle .....	8	Elegant.....	4	Haberdasher .....	5
Bauble .....	7	Cirque .....	6	Element.....	6	Hampstead .....	5
Baxter.....	5	Cirrus .....	7	Elite.....	7	Happy .....	9
Bayside .....	8	Classic .....	9	Emergent.....	8	Harbor Lights .....	5
Beachcomb.....	7	Clipper.....	7	Enamored.....	5	Harmony.....	7
Bedrock.....	6	Cloud Nine .....	5	English Leather.....	6	Hashtag.....	7
Beehive.....	5	Clydesdale.....	4	English Suede .....	6	Haute Seat .....	9
Ben Day .....	5	Coalesce .....	8	Enthusiast.....	7	Havana .....	8
Bergerac .....	7	Coconut Grove.....	8	Epingle.....	5	Healthy.....	9
Berkshire .....	6	Coexist .....	8	Equestrian .....	7	Heritage.....	6
Bermuda.....	7	Collins Ave .....	8	Equus.....	5	Hero .....	5
Biarritz.....	6	Community .....	8	Escapade.....	4	Hgi Reed.....	4
Big Bird.....	6	Connect .....	9	Estoile.....	7	High Noon.....	5
Big Game.....	6	Connery .....	5	Evolution .....	5	Highway .....	6
Billow.....	8	Cool Comfort.....	6	Excursion.....	8	Himalayan .....	8
Boardwalk .....	8	Coral Gables .....	8	Fabiana .....	6	Hint.....	5
Bobbin.....	4	Corddry .....	6	Fairground .....	6	Hit Parade .....	6
Boheme .....	5	Corinthian.....	6	Fashionista.....	6	Hive .....	8
Boston.....	6	Couture .....	6	Fibonacci.....	8	Holmes.....	8
Boucle .....	7	Cowboy.....	5	Filly.....	6	Holstein.....	5
Boudoir.....	6	Cozy .....	6	Financier .....	5	Holyoke .....	8
Brick and Mortar .....	5	Craft.....	7	Fine Gauge.....	8	Homespun.....	6
Brigantine.....	7	Crazy Horse .....	5	First Class.....	7	Hook .....	4
Britannia .....	6	Crepon.....	5	Fit .....	6	How Dashing .....	6
Brompton.....	5	Crescendo .....	7	Flagship.....	5	Hurlingham .....	4
Bryn Mawr.....	8	Crew.....	6	Flannella .....	8	Hush.....	4

*Architex continues on next page.*

Indiana Furniture strives to make as many upholsteries available as possible. However, it is not practical for us to test every offering on every chair as it is made available. If you have any concerns about our ability to upholster your selection on a particular frame please contact us and we will be glad to order a memo sample from this supplier for testing. Call Customer Service at 800.422.5727.

For Architex Samples Call 800.621.0827 or Visit [www.architex-ljh.com](http://www.architex-ljh.com)

Pattern Name	Price Grade	Pattern Name	Price Grade	Pattern Name	Price Grade	Pattern Name	Price Grade
Hyde.....	7	Marquissette.....	6	Pinna.....	9	Pureplait.....	6
Icon.....	8	McQueen.....	6	Pipeline.....	6	Purepoint.....	6
Indio.....	5	Meadow.....	6	Pisa.....	8	Pureshimmer.....	7
Ingenious.....	8	Membership.....	6	Piscina.....	5	Puretwill.....	7
Inline.....	6	Merchant.....	6	Pisco.....	4	Purevelour.....	5
Inner Circle.....	9	Meridian.....	7	Pivot.....	7	Purevelvet.....	6
Insideout.....	9	Merrill.....	7	Pixel.....	5	Purevogue.....	7
Inspire.....	8	Metallurgic.....	6	Plaid All Over.....	6	Pureweave.....	7
Interlock.....	7	Mid Century.....	7	Plaited.....	6	Purewicker.....	6
Intersect.....	6	Midday.....	7	Platform.....	5	Qbert.....	6
Intricato.....	7	Midlands.....	6	Plenty.....	3	Quarry.....	6
Irresistible.....	9	Midtown.....	5	Plunge.....	8	Quilt.....	6
Irving.....	4	Milano.....	7	Poise.....	4	Rainbow.....	7
Isla.....	7	Mineral.....	7	Pollux.....	7	Razzle Dazzle.....	4
Isle.....	8	Mingle.....	5	Poplin.....	4	Rebel.....	6
Jackpot.....	6	Missing Link.....	7	Port Of Call.....	8	Reed.....	4
James Dean.....	6	Missonly.....	5	Porter.....	8	Reef.....	7
Jasper.....	4	Moda.....	6	Positano.....	8	Reel Leather.....	8
Javelin.....	5	Mon Petit.....	3	Posy.....	8	Reign.....	7
Jump For Joy.....	7	Monarchy.....	6	Preppy Handbook.....	5	Relax.....	4
Just Dandy.....	5	Monolith.....	6	Prescription.....	6	Resort.....	8
Kainai.....	5	Montauk.....	8	Presence.....	8	Revel.....	6
Kent.....	8	Montmartre.....	7	Prestige.....	4	Revival.....	6
Kettering.....	8	Mount McKinley.....	6	Pretty.....	6	Ring Toss.....	6
Kindred.....	8	Moxie.....	7	Printemps.....	8	Riva.....	8
Kismet.....	6	Mr Eddie.....	8	Privateer.....	9	Rocky Mountain.....	6
Knowledge.....	8	Muslin.....	4	Progress.....	8	Roman.....	6
Koi Lily.....	7	Mustang.....	4	Propel.....	5	Room Service.....	4
Laceum.....	9	Nakoda.....	5	Pumice.....	6	Rose Hill.....	5
Lake Como.....	6	Nest.....	8	Purcell.....	8	Royale.....	6
Lakota.....	5	New Deal.....	6	Pureachic.....	6	Rugged.....	7
Lavish.....	5	No Strings Attached.....	6	Pureapex.....	7	Ryder.....	6
Leatheretta.....	6	Noble.....	7	Pureasana.....	6	Sag Harbor.....	8
Leatherly.....	9	Nourish.....	4	Purebotanica.....	7	Salt Spring.....	7
Legacy.....	5	Ocean Drive.....	8	Purebrindle.....	6	Sandbox.....	6
Legend.....	6	Officine.....	7	Purechallis.....	7	Sandwashed.....	6
Leisure.....	6	Orchestra.....	8	Purechenille.....	6	Savant.....	5
Lennon.....	8	Organza.....	6	Purechic.....	6	Schooner.....	7
Line Drive.....	6	Orion.....	7	Purecoco.....	6	Science.....	7
Linea.....	6	Otto.....	8	Purecorduroy.....	7	Scottie.....	6
Lodge.....	5	Outfit.....	5	Purecurlicue.....	6	Scottsdale.....	6
Logoro.....	8	Pagoda.....	6	Puredeco.....	7	Seabed.....	8
Lombard.....	6	Palo Alto.....	9	Purefelt.....	6	Seamstress.....	5
Long Play.....	6	Paola.....	6	Purefleece.....	6	Seaside.....	6
Loom.....	4	Paragon.....	7	Pureflow.....	6	Seine.....	5
Loose Ends.....	7	Paramour.....	7	Pureglint.....	7	Serena.....	5
Luca.....	5	Particle.....	6	Puregratitude.....	6	Set Sail.....	5
Lucy In The Sky.....	7	Patent.....	7	Pureherringbone.....	7	Shabby and Chic.....	6
Lusso.....	7	Pathway.....	8	Purehopsack.....	6	Sharkskin.....	6
Luster.....	5	Pearlescent.....	8	Purekimbo.....	7	Shetland.....	6
Mademoiselle.....	6	Pelle.....	9	Purelinen.....	6	Shetland UB.....	6
Madore.....	7	Pendesome.....	7	Puremeditation.....	6	Shilling.....	6
Mahony.....	8	Peony.....	7	Puremindfulness.....	6	Shine.....	5
Manifest.....	9	Percheron.....	3	Puremod.....	7	Shoreline.....	8
Mantle.....	6	Pergola.....	6	Puremontrose.....	7	Shower.....	8
Manzanita.....	9	Perlato.....	6	Purenubuck.....	6	Shuttle.....	4
Marais.....	7	Piet.....	7	Purepanama.....	7	Sightsee.....	4
Marcona.....	4	Pinkerton.....	6	Purepeace.....	6	Silicone Swayed.....	8

Architex continues on next page.

Indiana Furniture strives to make as many upholsteries available as possible. However, it is not practical for us to test every offering on every chair as it is made available. If you have any concerns about our ability to upholster your selection on a particular frame please contact us and we will be glad to order a memo sample from this supplier for testing. Call Customer Service at 800.422.5727.

For Architex Samples Call 800.621.0827 or Visit [www.architex-ljh.com](http://www.architex-ljh.com)

Pattern Name	Price Grade	Pattern Name	Price Grade
Silicone Tussah	8	Treble	6
Skyway	6	Tribeca	5
Slow Dance	6	Trident	4
Soft Spot	6	Triumph	7
Sojourn	5	Turnabout	6
Soothe	9	Turtle Bay	5
Sound Bite	8	Tussar	8
Space Oddity	7	Tweed	4
Spectacle	6	Tweedledee	6
Spencer	10	Tweedsmuir	6
Spoonful	6	Twinkle	6
Sport Jacket	4	Tycoon	5
Spotlight	6	Ultrachevron	7
Spree	6	Ultracrush	7
St Barts	5	Ultraflannel	7
Stage Bill	5	Ultraluscious	7
Stage Coach	5	Ultraposh	7
Stagecoach	5	Unity	5
Starboard	8	Unwind	4
Starlight	5	Urban	6
Static	5	Vache	9
Steed	6	Valencia	8
Straight Talk	8	Valloires	8
Straight Up	6	Vanish	7
Stuyvesant	4	Vassar	8
Stylist	5	Vaulted	6
Subculture	5	Veloce	8
Submariner	8	Venue	5
Sullivan	8	Verve	6
Sultan	5	Vitality	6
Sun Kissed	8	Wade	7
Sunnyvale	9	Waistcoat	5
Surface	7	Wardrobe	5
Suri	5	Wellesley	8
Sutherland	5	What The Fray	5
Swerve	5	Whitehall	6
Sybarite	7	Wind Wave	8
Sylk	8	Winfield	4
Tailor Made	5	Wish	7
Takes Two To Tangle	5	Wisteria	7
Tampa Bay	5	Wormwood	6
Tattered Tale	6	Worsted	6
Tattered Tale UB	6	Yavapai	9
Tech Tweed	6	Yellowstone	6
Telegraph	5	Yorkville	5
Templeton	5	Your Bird Can Sing	7
Tendril	7	Zenith	7
Terra	8		
Tessellation	8		
Textura	5		
Theatre District	5		
Theorem	6		
Thoroughbred	3		
Thrive	7		
Tinseltown	5		
Tonic	5		
Topsy Turvy	7		
Toronto	6		
Toulouse	6		
Trapunto	8		

Indiana Furniture strives to make as many upholsteries available as possible. However, it is not practical for us to test every offering on every chair as it is made available. If you have any concerns about our ability to upholster your selection on a particular frame please contact us and we will be glad to order a memo sample from this supplier for testing. Call Customer Service at 800.422.5727.

For Architex Samples Call 800.621.0827 or Visit [www.architex-ljh.com](http://www.architex-ljh.com)



Pattern Name	Price Grade
24/7 Flax .....	6
Aquarius .....	5
Blazer.....	6
Blazer Lite .....	5
Carlow .....	2
Craggan Flax.....	7
Era .....	3
Era 66 .....	4
Gravity.....	3
Halcyon - Aspen.....	6
Halcyon - Blossom.....	6
Halcyon - Cedar.....	6
Hemp.....	7
Kork.....	8
Kyoto .....	5
Lucia .....	4
Main Line Flax.....	6
Main Line Twist.....	6
Manhattan .....	3
Nexus.....	4
Oceanic.....	5
Port .....	4
Quest.....	4
Regent.....	6
Rivet.....	4
Silk.....	7
Sonus.....	4
Sprint.....	4
Sumi.....	5
Synergy.....	6
Synergy 66.....	6
Synergy Quilt Channel .....	7
Synergy Quilt Chevron.....	7
Synergy Quilt Hourglass.....	7
Touch.....	5
Track .....	7
Yoredale.....	7

Indiana Furniture strives to make as many upholsteries available as possible. However, it is not practical for us to test every offering on every chair as it is made available. If you have any concerns about our ability to upholster your selection on a particular frame please contact us and we will be glad to order a memo sample from this supplier for testing. Call Customer Service at 800.422.5727.

For Camira Samples Call 616.288.0655 or Visit [www.camirafabrics.com](http://www.camirafabrics.com)

Pattern Name	Price Grade	Pattern Name	Price Grade	Pattern Name	Price Grade
Acapella	7	Instinct	6	Tartan Print	8
Ace	8	Jigsaw	7	Theory	4
Alex	9	Junction	6	Tilt	8
Allure	5	Keystone	7	Touch	5
Amplify	6	Kid	7	Triad	8
Anagram	9	Labyrinth	8	Triad Stripe	8
Avenue	8	Lexicon	8	Triathlon	8
Axiom	9	Low Line	8	Ultra	7
Basket	8	Lush	6	Vector	6
Beam	9	Maxim	6	Zest	8
Bedrock	5	Maxwell Print	8		
Bespoke	5	Maxwell Street	9		
Bewitch	6	Maze	8		
Bijoux	8	Maze Print	8		
Boggle	7	Melody	7		
Boomerang	9	Meraki Stripe	7		
Boomerang Print	8	Merge	7		
Boulevard	8	Mineral	5		
Brick Lane	7	Moto	8		
Brimfield	8	Odyssey	5		
Brushstroke	7	Orenda Plaid	9		
Buff	7	Origin	7		
Camden	8	Outline	8		
Choreography	8	Panorama	8		
Chroma	9	Parade	8		
Collage	9	Paramour	6		
Color Riot	8	Perspective	8		
Colorado	7	Petal	8		
Constant	5	Pigment	5		
Countryside	7	Pike Print	8		
Covet	4	Pinwheel	9		
Cross Stitch	9	Primary	4		
Dapple	8	Prime	5		
Dotty	10	Prismatic	8		
Dotty Print	8	Puzzle	9		
Dune	8	Quartz	7		
Echo	7	Relay	10		
Elite	4	Reverb	8		
Emblem	8	Reverie	5		
Encircle	7	Revolve	8		
Entwine	7	Revolve Print	8		
Equinox	7	Rhythm	10		
Escapade	6	Rise	5		
Fine Line	8	Roxy	6		
Fizzy	8	Sanibel	7		
Folklore	8	Savile	7		
Formation	7	Scholar	6		
Framework	7	Semblance	6		
Fusion	7	Shoreline	8		
Gumption	6	Siltech Grain	7		
Hide	6	Siltech Press	8		
High Line	8	Soiree Print	8		
Hinge	7	Solstice	7		
Hive	9	Sonata	5		
Honeycomb	8	Sonnet	7		
Hue	8	Sprint	8		
Impress Under 100 Yards	5	Sumi	9		
Improv	8	Tandem	8		
Index	4	Tartan	7		

Indiana Furniture strives to make as many upholsteries available as possible. However, it is not practical for us to test every offering on every chair as it is made available. If you have any concerns about our ability to upholster your selection on a particular frame please contact us and we will be glad to order a memo sample from this supplier for testing. Call Customer Service at 800.422.5727.

For Carnegie Samples Call 800.727.6770 or Visit [www.carnegiefabrics.com](http://www.carnegiefabrics.com)

Pattern Name	Price Grade	Pattern Name	Price Grade	Pattern Name	Price Grade
Aberdeen.....	6	Jubilee.....	7	Topo.....	7
Affinity.....	7	Latitude.....	5	Trapeze.....	5
Alter.....	7	Linen.....	8	Trek.....	5
Andes.....	6	Liquid Leather.....	5	Tribeca.....	5
Apex.....	7	Loop.....	6	Triumph.....	7
Arc.....	8	Lorie.....	5	Trove.....	5
Argon.....	4	Lumiere.....	6	Twist.....	7
Arion Stripes.....	7	Luxe.....	8	Valiant.....	7
Ascend.....	5	Lyon.....	4	Vector.....	7
Ascot.....	7	Majestic.....	5	Verdant.....	5
Asteria.....	7	Manta.....	8	Versa.....	7
Bliss.....	5	Marble.....	8	Verve.....	8
Blocks.....	8	Maxim.....	6	Vibrato.....	5
Bloom.....	7	Meru.....	4	Viper.....	5
Bonita.....	5	Monaco.....	5	Vita.....	5
Brilliant.....	8	Moonlets.....	7	Voltage.....	6
Bristol.....	5	Morse Code.....	7	Voyager.....	5
Cambridge.....	5	Napoli.....	6	Wander.....	7
Canyon.....	3	Nappa.....	8	Warp.....	7
Carthage.....	4	Natuur.....	6	Wayfarer.....	7
Castle.....	4	Nuance.....	5	Weathered Metal.....	5
Chakra.....	7	Oasis.....	5		
Chester.....	6	Odyssey.....	8		
Connection.....	7	Onward.....	7		
Contour.....	8	Orb.....	7		
Core.....	5	Ostro.....	5		
Crosscut.....	7	Parallel.....	7		
Crushed.....	6	Pascal.....	7		
Cubist.....	7	Pebbled.....	7		
Dakar.....	5	Perret.....	5		
Dalliance.....	7	Piazza.....	7		
Deco.....	8	Pixel.....	5		
Delirium.....	7	Plume.....	7		
Divergent.....	7	Regent.....	5		
Dresden.....	6	Rendezvous.....	7		
Drive.....	8	Revive.....	7		
Dublin.....	6	Ripple.....	5		
Dynasty.....	8	Rise.....	4		
Ebb N Flow.....	7	Riva.....	6		
Eclat.....	5	Rustique.....	5		
Embark.....	4	Sanctuary.....	5		
Emu.....	5	Sarto.....	4		
Essential.....	5	Savile Row.....	7		
Flare.....	4	Scatter.....	7		
Flash.....	5	Scoria.....	7		
Flow.....	5	Scotia.....	6		
Flux.....	7	Sebago.....	5		
Gilded II.....	5	Serene.....	7		
Granite.....	7	Serpent.....	5		
Granular.....	5	Sirocco.....	5		
Grove.....	6	Skye.....	4		
Guardian.....	5	Soave.....	4		
Heritage.....	5	Solitaire.....	7		
Highlands.....	7	Speckle.....	6		
Inception.....	4	Spectra.....	6		
Interlock.....	7	Terra.....	6		
Isle.....	5	Terrain.....	5		
Jasper.....	5	Thalia.....	5		
Journey.....	7	Thera.....	5		

Indiana Furniture strives to make as many upholsteries available as possible. However, it is not practical for us to test every offering on every chair as it is made available. If you have any concerns about our ability to upholster your selection on a particular frame please contact us and we will be glad to order a memo sample from this supplier for testing. Call Customer Service at 800.422.5727.

Effective 3/2023

For Concertex Samples Call 201.784.8370 or Visit [www.concertexfabrics.com](http://www.concertexfabrics.com)

Pattern Name	Price Grade	Pattern Name	Price Grade	Pattern Name	Price Grade	Pattern Name	Price Grade
Adler.....	5	Geometric II.....	10	Net.....	8	Terra.....	6
Alcazar.....	5	Glamp.....	10	Nook.....	5	Tilt.....	8
Alphabet.....	5	Gleam.....	7	Opulent.....	5	Tiny Boucle.....	7
Angle.....	8	Glimmer.....	6	Overtone.....	3	Tiny Herringbone.....	7
Annex.....	5	Gridley.....	4	Particle.....	8	Tramway.....	8
Appleseed.....	7	Halyard.....	9	Pause.....	6	Treeline.....	8
Arne.....	5	Handsome Plaid.....	9	Pave.....	6	Trim.....	8
Aspect.....	4	Hashtag.....	5	Pennant.....	9	Trouville.....	8
Atria.....	7	Hatchmark.....	9	Pennant Celliant.....	10	Trove.....	5
Barcelona Crypton.....	5	Heather.....	8	Phenomena.....	7	Tweed Multi.....	5
Bark Cloth.....	7	Helsinki Crypton.....	5	Picnic.....	9	Ulster.....	3
Beguiled By The Wild.....	7	Hem Stitch.....	6	Pika.....	5	Ulster Upholstery.....	4
Big Dot.....	7	Hillside.....	7	Pinball.....	8	Union Cloth.....	6
Big Texture.....	7	Hint.....	7	Pinpoint.....	8	Velvet Corduroy.....	9
Billiard Cloth.....	6	Holmes.....	8	Pivot.....	6	Vero.....	6
Birdseye.....	4	Hyde.....	4	Pixel.....	8	Vine.....	7
Bitdrift.....	8	Hyphen.....	6	Pixel Cloud.....	8	W.....	6
Bixby Macro.....	8	Imprint.....	8	Plaid.....	8	Wend.....	5
Bixby Micro.....	8	Ink.....	8	Plexus.....	10	Whim.....	6
Bloomer.....	8	Interlock.....	7	Plus.....	8	Wildflower.....	9
Boucle.....	7	Interlude.....	7	Plush Grid.....	7	Willis.....	9
Boucle Melange.....	8	Interplay.....	8	Prime.....	4	Windowpane Crypton.....	6
Brushed Flannel.....	4	Iota.....	5	Queue.....	8	Woolish.....	4
Building Blocks.....	7	Jacquard I.....	8	Raia.....	8	Wrap.....	7
Burrard.....	9	Jacquard II.....	9	Rainwater.....	8		
Burrard Ground Cloth.....	7	Jaunt.....	8	Rein.....	4		
Carom.....	8	Josef.....	7	Reppweave.....	5		
Chamonix Crypton.....	5	Jumper.....	8	Rider.....	6		
Chenille Chevron.....	8	Kami.....	8	Rise.....	5		
Chunky Tweed.....	8	Keen.....	6	Rocket.....	4		
Circle Jacquard.....	9	Kin.....	5	Rodenbach.....	10		
Clad Celliant.....	5	Kindred.....	6	Rotary.....	8		
Cloud Velvet.....	5	Kith.....	5	Sail.....	8		
Code.....	6	Lake Placid Crypton.....	5	Samba.....	9		
Concentric.....	9	Lambert.....	9	Sapporo Crypton.....	5		
Corded.....	8	Lattice.....	8	Score.....	8		
Course.....	8	Layer.....	6	Senecal.....	3		
CrissCross.....	8	Leap.....	6	Shortcut.....	7		
Crossweave.....	5	Line Up.....	6	Sidetrack.....	5		
Crosswind.....	6	Line Variations.....	8	Silicone Element.....	7		
Cube Geo.....	8	Linen Like.....	6	Silicone Element Celliant.....	9		
Cubitt.....	8	Linnen.....	6	Silicone Lane.....	8		
Current.....	6	Little Dot.....	7	Silicone Nappa.....	8		
Curve.....	6	Loop To Loop.....	8	Silicone Skyline.....	8		
Dapple.....	8	Lounge.....	5	Sketch.....	7		
Distressed Texture.....	7	Lumi.....	8	Social Dance.....	8		
Double Weave.....	8	Luster.....	7	Sorano.....	5		
Draft.....	7	Mackintosh.....	5	Spandau.....	5		
Encircle.....	8	Mark.....	5	Speckle Boucle.....	7		
Everywhere Texture.....	6	Mateo.....	7	Standard.....	8		
Felt 2mm.....	9	Measure.....	5	Starburst.....	8		
Five Cities.....	8	Melange.....	5	Stitch.....	6		
Flow.....	8	Metallo.....	6	Stratum.....	8		
FOMO.....	6	Metta.....	5	Sunburst.....	8		
Forestbound.....	6	Mexico City Crypton.....	5	Swing.....	8		
Gale.....	6	Microgrid.....	6	Tack Cloth.....	8		
Gamut.....	4	Montreal Crypton.....	5	Tailor.....	8		
Gamut Celliant.....	5	Mountainous.....	9	Tangram.....	6		
Gather.....	5	Nest.....	7	Tap.....	7		

Indiana Furniture strives to make as many upholsteries available as possible. However, it is not practical for us to test every offering on every chair as it is made available. If you have any concerns about our ability to upholster your selection on a particular frame please contact us and we will be glad to order a memo sample from this supplier for testing. Call Customer Service at 800.422.5727.



# GUILFORD OF MAINE TEXTILES GRADING

<u>Pattern Name</u>	<u>Price Grade</u>	<u>Pattern Name</u>	<u>Price Grade</u>
Amaze (Panel).....	2	Quadrille (Panel).....	3
Anchorage .....	2	Rattan (Panel).....	3
Anchorage (Panel).....	2	Reason .....	3
Auster (Panel).....	2	Reeds (Panel).....	3
Axiom (Panel).....	2	Resolve (Panel).....	3
Bailey (Panel).....	2	Revival .....	4
BeeHave .....	2	Sand (Panel).....	3
BeeHave (Panel).....	2	Spinel (Panel).....	3
Broadcast (Panel).....	2	Sprite (Panel).....	2
Cadence .....	2	Staccato.....	4
Cape Cod (Panel).....	2	Stitch .....	2
Chase (Panel).....	2	Strata (Panel).....	2
Clarity .....	3	Studio 54 (Panel).....	3
Couture .....	2	Synopsis .....	2
Couture (Panel).....	2	Synopsis (Panel).....	2
Crosstown (Panel).....	2	Tempest (Panel).....	3
Dashing (Panel).....	2	Theory (Panel).....	2
Drift (Panel).....	3	To the Point .....	3
Dune (Panel).....	2	Tweed (Panel).....	2
Essence (Panel).....	2	Whisper (Panel).....	2
Evoke .....	3		
Excerpt .....	3		
Excerpt .....	3		
Felt (Panel).....	3		
Framework (Panel).....	2		
Frolic.....	2		
Groove (Panel).....	3		
Highbeams .....	2		
Highbeams (Panel).....	2		
Input .....	2		
Instant .....	4		
Intermix (Panel).....	2		
Intuition .....	3		
Intuition (Panel).....	3		
Jane .....	2		
Jane (Panel).....	2		
Lexicon .....	3		
Lido (Panel).....	2		
Marin (Panel).....	2		
Meander (Panel).....	2		
Metallation (Panel).....	2		
Metro (Panel).....	2		
Mingle (Panel).....	2		
Moguls.....	3		
Moment.....	3		
Moment.....	3		
Netiquette (Panel).....	2		
Off the Grid (Panel).....	2		
Open House .....	2		
Open House (Panel).....	2		
Palette .....	3		
Palette (Panel).....	3		
Paradise (Panel).....	2		
Pebble .....	2		
Phrase.....	2		
Punch Card .....	2		
Purpose (Panel).....	2		
Pursuit (Panel).....	2		
Quadrille .....	3		

Indiana Furniture strives to make as many upholsteries available as possible. However, it is not practical for us to test every offering on every chair as it is made available. If you have any concerns about our ability to upholster your selection on a particular frame please contact us and we will be glad to order a memo sample from this supplier for testing. Call Customer Service at 800.422.5727.

For Guilford of Maine Textiles Samples Call 800.544.0200 or Visit [www.guilfordofmaine.com](http://www.guilfordofmaine.com)

<b>Pattern Name</b>	<b>Price Grade</b>	<b>Pattern Name</b>	<b>Price Grade</b>	<b>Pattern Name</b>	<b>Price Grade</b>	<b>Pattern Name</b>	<b>Price Grade</b>
Abacus.....	8	Dune.....	7	Mariner.....	7	Smart.....	8
Aegean.....	9	Durand.....	8	Marquee.....	10	Soiree.....	7
Alignment.....	7	Earthwork.....	9	Melange.....	10	Soliloquy.....	5
Alter Ego.....	9	Eclat Weave.....	9	Melody.....	6	Sonnet.....	5
Andissa.....	10	Entourage.....	8	Menagerie.....	9	Soon.....	10
Argyle.....	6	Entwine.....	6	Meroe.....	9	Spree.....	7
Arrondissement.....	10	Essence.....	7	Midpoint.....	8	Stacks.....	6
Atelier.....	10	Fancy Twill.....	10	Milestone.....	8	Stepping Stones.....	10
Atlas.....	8	Feeling Plaid.....	10	Mod Plaid.....	10	Striae Stripe.....	10
Attire.....	6	Ferry.....	6	Modern Tweed.....	10	Stripomania.....	5
Aurora.....	8	Fiori.....	9	Monarch.....	7	Summit.....	6
Axiom.....	7	Flower Power.....	7	Nature Walk.....	9	Sutton.....	6
Baxter.....	7	Forza.....	8	Night Life.....	9	Swank.....	10
Belize.....	8	Gala II.....	7	Off the Grid.....	8	Swing.....	9
Biota.....	9	Glider.....	9	Oh La La.....	5	Synth.....	6
Biscayne.....	10	Grande.....	8	On Point.....	7	Tabloid.....	6
Bistro.....	6	Grandview.....	8	Origins.....	8	Tempest.....	8
Block Party.....	5	Greenwich.....	8	Overture.....	5	Texnet.....	9
Bocce.....	6	Groovy.....	7	Palisade.....	7	Tight Rope.....	7
Boundary.....	6	Haze.....	10	Panache CR.....	9	Tilden.....	7
Brigadoon.....	5	Helios.....	5	Paradigm.....	9	Tinge.....	5
Buzz.....	8	Highland.....	9	Patchwork.....	7	Topos.....	5
Cairo.....	8	Holbrook.....	6	Pathway.....	7	Totem.....	10
Calypso.....	6	Hologram.....	10	Petal Pusher.....	6	Tower Grid.....	7
Cameo.....	9	Homage.....	8	Plaid On.....	6	Trophy.....	5
Cavalier.....	10	Hourglass.....	5	Plaidtastic.....	8	Twist Tie.....	10
Chain Link.....	7	Hudson.....	8	Ponder.....	4	Ultrasuede®.....	10
Chameleon.....	6	Ikat Square.....	9	Prairie.....	5	Uni-Form.....	5
Chance.....	5	Ikat Stripe.....	8	Premier.....	8	Utmost II.....	8
Charm.....	8	Imprint.....	9	Prep.....	7	Utopia.....	6
Chronicle.....	8	In Stitches.....	10	Prestini.....	6	Vast.....	5
Circa.....	9	Infinite.....	4	Presto.....	5	Vatera.....	8
Circle Point.....	7	Instinct.....	6	Prim.....	6	Venue.....	5
Classic Boucle.....	9	Island.....	8	Puff.....	5	Versa.....	6
Cleo.....	8	It's Complicated.....	9	Pullman.....	7	Vert.....	9
Close Knit.....	8	Journey.....	6	Quark.....	10	Vibe II.....	6
Code.....	7	Juno.....	9	Radiance.....	8	Vice Versa.....	8
Color Collage.....	10	Kabuki.....	8	Ransom.....	7	Vinyl.....	7
Color Field.....	6	Kampala.....	10	Rebel.....	8	Westwood.....	6
Common Ground.....	8	Katazome.....	9	Retreat.....	7	Whip.....	8
Commuter Cloth.....	5	Kaya CR.....	7	Rivers.....	9	Wild Thing.....	5
Coterie.....	9	Keaton.....	6	Roam.....	7	Wit.....	7
Cotton Duck.....	4	Kimono.....	10	Roundtrip.....	8	Woodland II.....	8
Cozy Cord.....	5	Kingston.....	10	Rush Hour.....	6	Wow Factor.....	7
Cross Tech.....	4	Knoll Felt.....	7	Sahara ND.....	8	Yeni.....	6
Crossroad.....	5	Knoll Hopsack.....	6	Sashiko.....	8	Zari CR.....	10
Dapper.....	10	Lagos.....	8	Sequin CR.....	8	Zen Wave.....	7
Day Tripper.....	6	Liberty.....	10	Seurat.....	8	Zoom.....	10
Delite.....	4	Little Devil.....	6	Shadow Play.....	5		
Demure.....	10	Looped In.....	9	Sherman.....	10		
Diva.....	6	Lore CR.....	8	Shima.....	10		
Dottie.....	5	Ludlow.....	6	Sideline.....	9		
Double Agent.....	9	Magnolia.....	7	Sinclair.....	8		

Indiana Furniture strives to make as many upholsteries available as possible. However, it is not practical for us to test every offering on every chair as it is made available. If you have any concerns about our ability to upholster your selection on a particular frame please contact us and we will be glad to order a memo sample from this supplier for testing. Call Customer Service at 800.422.5727.

For KnollTextiles Samples Call 866.565.5858 or Visit [www.knoll.com](http://www.knoll.com)

Pattern Name	Price Grade	Pattern Name	Price Grade	Pattern Name	Price Grade	Pattern Name	Price Grade
Abacus.....	8	Flint.....	8	Offset.....	9	Tempera.....	8
Ample.....	9	Flock (Panel).....	5	Oxbow.....	9	Tempo.....	6
Amulet.....	10	Fluent Crypton.....	5	Pallet.....	9	Tracery.....	9
Anagram.....	9	Fold.....	8	Parallel (Panel).....	6	Transmit (Panel).....	4
Analog.....	8	Frequency.....	7	Pare.....	7	Trio.....	9
Apex.....	7	Fruit.....	10	Parquet.....	8	Trundle.....	6
Apt.....	9	Garden.....	10	Pepitas.....	9	Turret.....	6
Arcade.....	9	Gemma.....	8	Pepper.....	7	Twist.....	9
Article.....	5	Gemma Multi.....	8	Petra.....	8	Valley.....	7
Beck.....	7	Gild.....	7	Pick.....	6	Valor.....	10
Beryl.....	7	Glen.....	5	Pick Crypton.....	7	Vases.....	10
Bind.....	10	Grove.....	8	Pinnacle.....	7	Veer.....	6
Bluff.....	7	Gust.....	7	Pitch.....	7	Vineyard.....	10
Bond.....	7	Hearth.....	9	Plait.....	7	Wend.....	7
Boundary.....	7	Hewn.....	9	Pocket.....	8	Willow.....	7
Bright Angle.....	9	Houndstooth.....	10	Prime.....	8		
Bright Cube.....	9	Imbue.....	10	Prompt.....	6		
Bright Grid.....	9	Inlay.....	10	Province.....	8		
Brim.....	9	Instill.....	7	Quay.....	6		
Brindle.....	6	Jasper.....	7	Rail.....	8		
Brio.....	8	Keen.....	7	Range.....	8		
Buffer.....	7	Lariat.....	6	Reef.....	10		
Bureau.....	5	League.....	6	Regatta.....	9		
Campana.....	8	Lean.....	7	Relay.....	10		
Caper.....	6	Ledger.....	6	Rill.....	7		
Chalet.....	8	Lens.....	7	Roman.....	9		
Chasm.....	7	Levity.....	7	Roster.....	5		
Chime.....	6	Lift.....	9	Route.....	7		
Circuit.....	7	Limn.....	10	Runner.....	8		
Coin.....	6	Linden.....	8	Runner Standard.....	6		
Coin Crypton.....	8	Link.....	9	Scape.....	8		
Column.....	8	Lithe.....	8	Scuba.....	7		
Compound.....	7	Loop.....	7	Scute.....	7		
Conduit.....	6	Luce.....	8	Scuttle.....	7		
Confetti.....	10	Lumen (Panel).....	5	Segmented Stripe.....	10		
Cosset.....	8	Lunar.....	6	Sendal.....	7		
Crew.....	8	Manner.....	5	Sequence.....	7		
Crisp (Panel).....	5	Mantle.....	5	Serried.....	8		
Cursive.....	9	Mechanism.....	9	Shadow.....	7		
Cycle.....	7	Medium.....	5	Shake.....	9		
Darning Sampler.....	9	Meld.....	5	Sharkskin 2 (Panel).....	7		
Darning Sampler Large.....	10	Merit.....	5	Shift.....	10		
Dingbats.....	10	Mesh.....	9	Site.....	7		
Distill.....	7	Messenger.....	5	Soft Tweed.....	10		
Drape.....	8	Metaphor.....	4	Sort.....	6		
Dwell.....	5	Method.....	4	Span.....	7		
Eave.....	6	Metric.....	5	Spare.....	10		
Ellipsis.....	7	Mexidot.....	9	Spiral (Panel).....	5		
Elm.....	5	Micro.....	6	Splay.....	7		
Emit.....	6	Milestone.....	5	Stature.....	7		
Enmesh.....	7	Mister.....	9	Structure.....	5		
Entwine.....	9	Mode.....	5	Strum.....	7		
Equate.....	7	Monsoon.....	9	Study.....	9		
Etch.....	10	Multiply.....	6	Sudden.....	8		
Fathom.....	6	Murmur.....	5	Sundry.....	9		
Feature.....	7	Muse.....	4	Swathe.....	10		
Festoon.....	8	Nico.....	6	Switch.....	7		
Field (Panel).....	6	Nimble.....	7	Tangram.....	10		
Firma.....	8	Note.....	6	Taper.....	9		

Indiana Furniture strives to make as many upholsteries available as possible. However, it is not practical for us to test every offering on every chair as it is made available. If you have any concerns about our ability to upholster your selection on a particular frame please contact us and we will be glad to order a memo sample from this supplier for testing. Call Customer Service at 800.422.5727.

For Maharam Samples Call 800.645.3943 or Visit [www.maharam.com](http://www.maharam.com)

# MAYER FABRICS

# MAYER FABRIC GRADING

Pattern Name	Price Grade	Pattern Name	Price Grade	Pattern Name	Price Grade	Pattern Name	Price Grade
Abbey	5	Essence	4	Marathon	2	Sketch	4
Acclaim	2	Etch	3	Marmara	4	Slick	2
Acuco	7	Fanfare	7	Matka	4	Social Network	2
Align	3	Fedora	2	Matter	5	Soho	5
All Seasons	3	Fiji	2	Maverick	3	Soleil	7
Ankara	4	Finale	5	Mayfair	5	Sophisticate	4
Antique	4	Flair (Panel)	2	Meander	3	Spacer Mesh	3
Apollo Silicone	7	Florentino	3	Melange (Panel)	2	Spectre (Panel)	2
Arabesque	2	Form	5	Metal Strips	7	Splendor	5
Arcade	5	Forte	2	Micro Dot	4	Spokes	7
Aristocrat	2	Foundation 10	2	Midway	3	Static	6
Balance	4	Fractal	6	Milagro	7	Strata (Panel)	2
Bali	2	Fresco (Panel)	2	Milano	4	Sula	7
Basic (Panel)	1	Fretwork	7	Mingle	4	Suna	7
Batik	3	Function	4	Mira	4	Sutra	6
Blueprint (Panel)	2	Gala	4	Mode	4	Sydney	2
Bolero	5	Galveston	4	Molecule	7	Tango	3
Boro	6	Gatsby	4	Moonscape	3	Terrain (Panel)	3
Botany	5	Gem	3	Mosaic	2	Textura	7
Boteh	8	Genesis	2	Mosaic Plus Nanoguard	2	Theory 10	3
Caressa	3	Genesis Plus Nanoguard	3	Multi Crepe (Panel)	2	Time Line	2
Carousel	7	Graph (Panel)	2	Neo	5	Truss	5
Caspian	4	Grasscloth (Panel)	2	Nexus (Panel)	3	Turnabout	3
Catwalk	4	Gravity	5	Niche	5	Variant 10	3
Centric	5	Gridline (Panel)	3	Nirvana	6	Vector	7
Channel	4	Haarlem	7	Noble	3	Venetian	9
Chaps	4	Havana	3	Nomad	5	Verona	4
Chequers	5	Haven	4	Nylon-Stat	6	Vertex	6
Cipher (Panel)	2	Hexagon	4	Odessa	4	Vibrant	2
Circumference	4	Huipil	6	Optic 10	3	Viewpoint	6
Cirque	4	Icon	4	Outback	3	Villa	6
Code (Panel)	2	Imprint	3	Palermo	5	Vinyl Stat - Esd	5
Collage	7	Infinity	6	Paragon (Panel)	3	Vogue	4
Comalapa	7	Interlace	4	Patio	2	Volante'	10
Connect	6	Interlude (Panel)	2	Pebble Beach (Panel)	2	Voyager	5
Continuum 10	3	Intrigue	3	Plaza	5	Whirligig	7
Copa (Panel)	2	Jekyll & Hyde	4	Polygon	3	Whirlwind (Panel)	3
Cosmopolitan	5	Jitterbug	3	Positive Thoughts	6	Wilson	6
Crazy Quilt	7	Jive	3	Prism 10	3	Wool Boucle	8
Cross Check	2	Journey	2	Puno	6	Xanadu	6
Cuddle Up	5	Kantha	7	Quattro	2	Zazen	6
Curlicue	4	Kensington	4	Ranchero	2	Zen	6
Dande	4	Key Largo	3	Reflector	7	Zest (Panel)	2
Darning	7	Labyrinth	7	Refuge	6	Zip	3
Debonair	5	Landscape	5	Relativity	6		
Destiny	2	Latitude	4	Reverb	3		
Destiny Plus Nanoguard	2	Lavish	5	Rumba	2		
Disco	2	Legacy	4	Samba	3		
Discovery	5	Links	4	Saori	7		
Durango	3	London	5	Score	5		
Duraweave 10	2	Longhorn	5	Scout	4		
Echo	4	Longitude	4	Sequel	3		
Editor	5	Loop	4	Sequel Plus Nanoguard	4		
Elevation	4	Lotus	7	Shantung	3		
Engrave	3	Luminary (Panel)	2	Shift	5		
Ephesus	6	Malibu	4	Signs	8		
Equal (Panel)	2	Mandala	8	Silverweave	4		

Indiana Furniture strives to make as many upholsteries available as possible. However, it is not practical for us to test every offering on every chair as it is made available. If you have any concerns about our ability to upholster your selection on a particular frame please contact us and we will be glad to order a memo sample from this supplier for testing. Call Customer Service at 800.422.5727.

For Mayer Samples Call 800.428.4415 or Visit [www.mayerfabrics.com](http://www.mayerfabrics.com)



Pattern Name	Price Grade	Pattern Name	Price Grade	Pattern Name	Price Grade	Pattern Name	Price Grade
3D Grid3D Grid	9	Clang	5	Fleecey 462	8	Keynote	5
Ace	4	Climb	8	Fleet	7	Kindred	7
Acoustic	7	Clip 544	9	Flicker 500	9	Kinect (Panel)	3
Acrobat	6	Coffee Berry II 480	7	Fling 497	7	Kinney	5
Agora II	5	Collect	6	Float	4	Kit	6
Aldo	9	Color Works 543	10	Flock	4	Knack	4
Alhambra 401	8	Colorwheel	7	Flow	7	Landmark 503	8
Allover 372	8	Confetti 450	8	Flux	8	Landscape 472	9
Almanac	8	Cotton CV	6	Focal	5	Lapland 531	10
Amenity II	7	Cover Cloth	3	Fold	9	Lasanna CV	5
Amuse	5	Cozy 456	9	Follow CV	6	Lasso CV	6
Analog	8	Crespo Pumice	1	Foray	6	Lateral	6
Anthology CV	5	Croquet	8	Foundation	7	Layers 408	9
Anywhere 371	8	Crossing Colors	9	Fragments 540	8	Leafdot CV	6
April	6	Crossing Lines 407	8	Free	5	Ledge	5
Aquavit 536	9	Crosswise	6	Frida CV	6	Lella	8
Archer	8	Cube	7	Fuse	4	Leno	8
Archipelago 537	10	Culture	6	Geo	8	Lens	4
Ascend	6	Current	4	Glide	6	Level	7
Audubon	8	Curtain Call (Panel)	3	Glint (Panel)	3	Light 522	8
Bandwidth II	7	Cutout	9	Gradient 492	8	Lina	9
Bangle	3	Cycle	6	Graph	2	Linen CV	5
Banter	8	Dart	4	Grid	4	Lines ON Stripes 490	8
Beachcomber II 482	7	Dash	7	Groove 409	7	Lineup	4
Beeline Epu	5	Dayspell	7	Groove Epu	5	Linguine II 484	7
Beep	5	Decode	4	Guideline	7	Lloyd	9
Beta	4	Deka	4	Guild	2	Lore	8
Bloko	8	Delano	9	Guru	4	Lucio	10
Blurred Plaid 527	8	Destinations 315	9	Habit	4	Ludwig	9
Bobby	4	Dexter Epu	4	Hacienda II 481	7	Mandala	7
Bold Plaid 530	10	Docket	8	Halo	7	Mapping Ideas	9
Boom II	5	Domain	6	Hearsay	8	Marathon 460	8
Borders	7	Domani 357	9	Highline	8	Marathon C-Zero	2
Boxcar	8	Dome CV	5	Hitch	6	Marcel	9
Bravo II	4	Drawing Lines	8	Hobnob	4	Meander (Panel)	3
Breeze 423	8	Drift	8	Honeycomb 521	8	Measure 436	8
Brink	7	Ebb	8	Hop	7	Melange 427	7
Brisk	8	Edison	8	Hue	4	Mello	4
Build	6	Ego Foil	1	Hue 425	7	Memory	9
Buoy	7	Embark	7	Hyde CV	4	Mezzanine	7
Byways	8	Encore (Panel)	3	Icon 494	8	Mezzotint 545	9
Cairns	8	Endurance Epu	3	Improv CV	5	Mikro	7
Calypso II 483	7	Eon Epu	5	IN Repeat 437	8	Millennium C-Zero	2
Camber	8	Epic	4	IN Stitches 263	8	Mix 477	10
Cameo (Panel)	3	Essay	8	Indian Jewel 240	10	Mixology CV	5
Canter Epu	3	Etude	8	Infinity C-Zero	2	Mogul Epu	5
Caravan	5	Eureka 389	7	Infusion	7	Mossy 474	8
Carlo	9	Everywhere Epu 495	6	Insight	2	Nagoya	8
Carson CV Sterling	1	Evo CV	4	Interim	8	Nestle Mineral	1
Central	6	Evolve	8	Interlock	9	Nifty	5
Centric	7	Explore	8	Intermix II	5	Nimble	8
Chameleon 520	8	Expo	3	Iota	7	Northern Lights 470	10
Channel	6	Faux Felt	4	Jackpot CV	6	Note CV	4
Chant	7	Faux MO	6	Jitney	7	Oath	6
Chime CV	6	Felt	8	Jot	4	Obi Stripe 444	10
Chipper	8	Felt Melange	8	Journal	8	Odyssey C-Zero	2
Chromatic	7	Feltro	4	Just Add Plaid 501	10	Ona	10
Cityscape	8	Fern II 486	7	Kayak	8	Origin	1
Civil	7	Fidget CV	6	Keeper CV	5	Otto	4

Indiana Furniture strives to make as many upholsteries available as possible. However, it is not practical for us to test every offering on every chair as it is made available. If you have any concerns about our ability to upholster your selection on a particular frame please contact us and we will be glad to order a memo sample from this supplier for testing. Call Customer Service at 800.422.5727.

For Momentum Samples Call 800.366.6839 or Visit [www.memosamples.com](http://www.memosamples.com)

<u>Pattern Name</u>	<u>Price Grade</u>	<u>Pattern Name</u>	<u>Price Grade</u>	<u>Pattern Name</u>	<u>Price Grade</u>	<u>Pattern Name</u>	<u>Price Grade</u>
Ovals 542	8	Scrabble	5	Speakeasy CV	5	Yarnplay CV	6
Overpass	6	Script (Panel)	3	Spontaneous	8	Zipped	8
Pact (Panel)	3	Seacoast 538	9	Sport	5		
Painting Strokes	8	Sensory CV	5	Sprinter 464	8		
Palazzo 360	10	Serendipity 422	8	Spunk CV	5		
Panorama	8	Shuttle	6	Staircase 541	9		
Pantheon	8	Sidestep	7	Starboard	8		
Parable	7	Silica	7	Story	8		
Parenthesis	3	Silica Andy	7	Stroll	4		
Pax	7	Silica Arc	7	Strum	7		
Perk	3	Silica Bauble	7	Strut	5		
Phase	8	Silica Blend	6	Subdivide	8		
Photon	8	Silica Bracket	7	Sunbeam 523	8		
Phrase	7	Silica Bubbler	7	Sunny	6		
Pierre	9	Silica Checker	7	Sweater 533	9		
Ping	5	Silica Chopsticks	7	Swim	3		
Pip	5	Silica Compass	7	Synergy	6		
Pique	5	Silica Cusp	7	Syntax	4		
Places Spaces Faces	9	Silica Deflect	7	Tack	4		
Plan	5	Silica Effloresce	7	Tactic	8		
Platform	7	Silica Etc	7	Tag	8		
Plaza 502	9	Silica Etch	7	Tanner	4		
Plus	8	Silica Excursion	7	Tela Solar 369	6		
Pod	9	Silica Fiona	7	Tenor (Panel)	3		
Poetic CV	5	Silica Flick	7	Terrace 493	9		
Point	4	Silica Fresco	7	Tesla	7		
Polka	8	Silica Fritz	7	Tilt	7		
Pop UP	10	Silica Gidget	7	Tivoli 534	9		
Prato	10	Silica Hiatus	7	Toggle	4		
Printwork Epu	5	Silica Hoop	7	Traction	8		
Propel	7	Silica Jig	7	Tradewinds CV	6		
Propensity II	4	Silica Kip	7	Tradition C-Zero	2		
Proverb (Panel)	3	Silica Leather	6	Trapeze	8		
Proximity	8	Silica Likely	7	Trefoil	7		
Pursue	8	Silica Motive	7	Triangles 491	9		
Quince	8	Silica Reach	7	Tribeca CV	4		
Raft	8	Silica Roam	7	Trilogy	6		
Rein II	5	Silica Scout	7	Trivia	8		
Reverb	8	Silica Spoke	7	Tufted	8		
Revolve	8	Silica Strata	7	Turin	8		
Ribbons 421	9	Silica Stride	7	Turkish Delight 434	7		
Riga	8	Silica Suede	6	Universe (Panel)	3		
Ring	7	Silica Tao	7	Uplift	7		
Ringer CV	6	Silica Tech	7	Vanguard CV	4		
Rise	4	Silica Thatch	7	Velocity	5		
Rivet	5	Silica Today Here Now	7	Via	4		
Rombu	8	Silica Triad	7	Villa II 487	7		
Ronda	8	Silica Waltz	7	Viva II	7		
Roster	8	Silica Wifi	7	Vox	3		
Row	5	Silk Struktur	9	Wander	7		
Rubato	7	Site Line	8	Waver	6		
Rush Hour	8	Sketching Air	9	Weaving Palettes	8		
Rustic 528	9	Skip	4	Well Well Well	9		
Sail	8	Slice	4	Whim	7		
Sandy Shores 312	10	Small Talk	8	Whit Epu	5		
Santa FE Sun 290	10	Smart Soft	5	Why Why Why	9		
Sanya CV	5	Solace	5	Widget	3		
Scatter Baltic	1	Solar Canvas 287	6	Wish 485	7		
Score	6	Solitaire	5	Wool Weave 510	10		

Indiana Furniture strives to make as many upholsteries available as possible. However, it is not practical for us to test every offering on every chair as it is made available. If you have any concerns about our ability to upholster your selection on a particular frame please contact us and we will be glad to order a memo sample from this supplier for testing. Call Customer Service at 800.422.5727.

For Momentum Samples Call 800.366.6839 or Visit [www.memosamples.com](http://www.memosamples.com)



PALLAS

PALLAS TEXTILES GRADING

Pattern Name	Price Grade	Pattern Name	Price Grade	Pattern Name	Price Grade
Abstract Chevron	7	Grill Cloth	6	Polka Dotty	6
Adele	6	Grille	6	Popcorn	5
Alea	6	Groove	7	Posh	6
Allure	7	Ground Breaking	6	Promenade	6
Amari	6	H2O	6	Prose	7
Aphrodite	5	Halftone	6	Reel To Reel	7
Arc	8	Harmony	7	Reflection	5
Arjuna	4	Haven	7	Reverb	6
Artemis	7	Hearth	6	Reverie	4
Asha	6	Heritage	5	Rogue	5
Asymmetric	6	Hitch	7	Rooftops	6
Athalie	7	Holy Cow	6	Round	7
Awe	6	Holy Cow Too	6	Rove	6
Axis	6	Hyperion	7	Sandstone	5
Ballad	7	Icon	5	Seeking Truth	7
Basaltes	7	Infinite Helix	6	Selvedge	6
Basket	6	Inlay	6	Sheepish	7
Bedford	6	Jaunt	7	Sherlock	7
Bonnaroo	6	Jet Set	7	Shift	8
Boulevard	6	Juggernaut	6	Solid Footing	6
Bounce	6	Kwaart	7	Sonnet	7
Brio	7	Lattice	7	Spontaneous	7
Brogue	6	Le Fleur	7	Spot On	5
Burnish	6	Line	5	Spun	5
Chic	7	Louver	6	Stamped Out	6
Chitra	6	Lull	7	Stereo Stripe	6
Coco	6	Lumiere	4	Stipple	6
Composition	7	Lyric	6	Stippling	7
Construct	7	Magique	7	Stitch	6
Curio	6	Marbles	6	Suji Stripe	7
Curve	6	Marrakesh Express	6	Surface	6
Cybele	6	Melody Maker	6	Sway	6
Decked Out	7	Merge	5	Taboo	7
Deeply Rooted	7	Mesh	6	Tartan	7
Deflect - 27.236	6	Milano	7	Tatami	5
Deflection	5	Mix	7	Tech	5
Déjà vu	5	Mod	7	Terra	5
Demeter	7	Modern Blaze	6	Tessalation	5
Demi	7	Mosaic	5	The Burbs	6
Dot Dot Dot	7	Mystere	6	Threads	6
Drift	6	Nap	4	Translation	6
Edge	7	Nappa	6	Trapunto	7
Essence	6	Neo	7	Trek	7
Etch	6	Night Cap	6	Trellis	6
Ethos	6	Nomad	7	Tulips	7
Flexing Muscles	6	Ode	7	Twine	5
Flow	6	Off Track	5	Unraveled	6
Flux	7	On The Fringe	7	Unspun	7
Folie	7	Ooh La Lana	6	Urbanized	5
Fracture	6	Origin	5	Utopia	6
French Crepe	7	Painted Stripe	7	Veer	6
Friendship Bracelet	5	Panache	4	Vertices	6
Frieze	5	Patagonia	7	Vespa	5
Fuse	7	Patina	6	Wander	4
Gather	5	Perception	7	West Bengal	6
Gene Pool	7	Petals	5	Whim	6
Glam	6	Phenomena	7	Work Horse	7
Glitz	5	Pinch Pleat	6		
Graph	5	Plush	6		
Grid	6	Point	5		

Indiana Furniture strives to make as many upholsteries available as possible. However, it is not practical for us to test every offering on every chair as it is made available. If you have any concerns about our ability to upholster your selection on a particular frame please contact us and we will be glad to order a memo sample from this supplier for testing. Call Customer Service at 800.422.5727.

For Pallas Textiles Samples Call 800.472.5527 or Visit [www.pallastextiles.com](http://www.pallastextiles.com)

Pattern Name	Price Grade	Pattern Name	Price Grade	Pattern Name	Price Grade	Pattern Name	Price Grade
Ace	4	Charlotte	4	Flex	3	Level	5
Acrobat	7	Chroma (Color Porcini Only)	5	Focus (Panel)	3	Level 2.0	5
Adagio	5	Cinema	7	Fractal	7	Lexie	7
Aerie (Panel)	3	Cirque	5	Frequency	5	Lift	8
Aero	3	Cirque 2.0	5	Frequency 2.0	5	Linea (Panel)	5
Affinity	7	Citadel	4	Fuse	3	Live Wire	7
Affinity 2.0	7	Citadel 2.0	4	Fuse 2.0	3	Loophole	5
Alamo	3	Clean Slate	5	Galileo	7	Loophole 2.0	5
Alfresco	6	Clean Slate 2.0	5	Galileo 2.0	7	Lorelai - MB	6
Alignment	7	Collins (Panel)	3	Genesis (Panel)	2	Lulu (Panel)	3
Ally (Panel)	3	Color Block	7	GeoMet	5	Lunaria	7
Amplify	3	Colorguard	3	Gesture	8	Luster	6
Anagram	5	Colorguard 2.0	3	Glimpse	6	Luther II (Panel)	3
Aperture (Panel)	3	Concourse	7	Grand Sierra	4	Mandala	6
Arbor	5	Connect	4	Grand Sierra 2.0	4	Mantra	8
Ardent	4	Connect 2.0	4	Graph	5	Marquetry	7
Arioso	7	Continuum	5	Gravity	5	Martini	7
Armature	7	Converge	7	Grille	5	Martini 2.0	7
Array (Panel)	3	Core	3	Grille 2.0	5	Mason (Panel)	3
Artisan	3	Core 2.0	3	Handwork	6	Matrix	5
Attache'	4	Corium	7	Happy Tappy	8	Maze	7
Avant	4	Criss Cross	4	Harrison - MB	5	Median	7
Backdrop (Panel)	3	Criss Cross 2.0	4	Hashtag	6	Menagerie	8
Bandwidth	7	Current	7	Hexie	7	Mesa	9
Banyan	6	Cush	3	Hi-Fi	4	Meteor	7
Bari	7	Cyma	7	Highlands	4	Metropolis	10
Bari 2.0	7	Dapple (Panel)	3	Highlight	4	Mica	5
Batik	7	Dart	4	Hive	4	Mica 2.0	5
Baxter	4	Detail	4	Honeycomb Shag	5	Migration	8
Bespoke	5	Didi	6	Hopsack	5	Moby	3
Bijou	6	District	6	Hush	7	Moccasin	4
Binary (Panel)	4	Divvy	8	Impress w/StaKleen™	6	Moccasin 2.0	4
Bistro	4	Drift	6	Imprint (Panel)	3	Mod	7
Blink Ombre	5	Duet	6	Infinity Plush	8	Modena	7
Blip	3	Eddy	8	Inked	7	Modena 2.0	7
Bliss	7	Effervescence	7	Inside Track	4	Modernist	8
Bloom	9	Effervescence 2.0	7	Intermix (Panel)	3	Monhegan	7
Bond	6	Eli	7	Ishi	8	Montage	5
Boomerang	7	Eli 2.0	7	Jambi Stripe Tool	6	Montana	4
Borderline	7	English Pub	5	Jillian	3	Montana 2.0	4
Box Chain	3	Entrada	4	Juxy	7	Multiply	9
Breton	6	Equator	7	Juxy 2.0	7	Myth	7
Brilliant	4	Essential	3	Kalahari	6	Natural World	7
Brixton	7	Etch	7	Kennebunk	7	Natural World 2.0	7
Broadband	7	Euclid	3	Kid	6	Naugaleather	5
Brushwork	7	Excursion	2	Kilkenny Tweed	4	Naugasoft	4
Bryant Park	3	Expressions	5	Kilkenny Tweed 2.0	4	Nest	7
Bubblerake	7	Feature	8	Kinetic	6	Network	6
Bubblerake 2.0	7	Fenestra Tool!	7	Kingsman	5	New Hempstead	3
Burkshire	5	Fiberdrill	6	Kusari	5	Night Life	7
Calibration	7	Fiddlesticks	8	Kusari 2.0	5	Nikko (Panel)	3
Cannon Beach	8	Fidget	5	La Scalina	7	Nishiki	4
Cassidy	4	Figment	7	Lara	3	Nishiki 2.0	4
Cassidy 2.0	4	Finley	5	Laredo	4	Nubbly	6
Catalina	7	Fizz	5	Lateral	3	Obscura	5
Ceremony	7	Fizz 2.0	5	Latitude	2	Offsec	7
Channel	5	Flanders	4	Lattice	4	Offset	7
Channel 2.0	5	Flare	8	Lava	7	Olivia	3
Chaos	9	Fleck	3	Lava 2.0	7	Olympus	7

*Stinson continues on next page.*

Indiana Furniture strives to make as many upholsteries available as possible. However, it is not practical for us to test every offering on every chair as it is made available. If you have any concerns about our ability to upholster your selection on a particular frame please contact us and we will be glad to order a memo sample from this supplier for testing. Call Customer Service at 800.422.5727.

For CF Stinson Samples Call 800.841.6279 or Visit [www.cfstinson.com](http://www.cfstinson.com)

Pattern Name	Price Grade	Pattern Name	Price Grade	Pattern Name	Price Grade	Pattern Name	Price Grade
Olympus 2.0	7	Sarto	5	Tally (Panel)	4		
Orbit	5	Satchel	4	Tangram	5		
Orbit 2.0	5	Scoprena	7	Tender	9		
Origami	7	Scout	4	Tendril	4		
Orvilla	7	Scout 2.0	4	Tendril 2.0	4		
Outlander	4	Script	5	Tessuto	4		
Overlay	5	Script 2.0	5	Tessuto 2.0	4		
Oxford	4	Season	8	Threads	7		
Oxford 2.0	4	Sedona	9	Thrive	7		
Pacifica	8	Sensor	7	Tidbit	6		
Paloma	4	Sentry - HC	4	Tilt	4		
Paradox	7	Sentry - HC 2.0	4	Tinker	7		
Patriot Plus II	4	Sequence	4	Torus	6		
Patriot Plus II 2.0	4	Serene	8	Touch Base	5		
Perimeter	5	Shantung	4	Touchstone	4		
Perspective	7	Shantung 2.0	4	Tranquility	7		
Perspective 2.0	7	Shift	4	Transcend	3		
Petal Dots	7	Shimmy	5	Traverse	8		
Piccadilly	6	Shuffle	9	Tribeca	3		
Pinball	6	Sideline	5	Trio	7		
Ping Pong	7	Sight Line (Panel)	3	Truss	7		
Pod	7	Silicone-Avail	8	Tuft	7		
Polka	4	Silicone-Downtown	8	Tussah (Panel)	3		
Polygon	7	Silicone-Uptown	8	Twist	7		
Posh	5	Sirocco	7	Valise	2		
Power Grid	6	Sleek	4	Vanish	8		
Premier	5	Sleek 2.0	4	Vapor	7		
Prime (Panel)	2	Sleeping Bear Dunes	7	Vector	5		
Prisma	6	Smoothie	4	Verge	7		
Prodigy	8	Smoothie 2.0	4	Voltage	8		
Profile	3	Solitaire	3	Volterra-HC	9		
Promenade	5	Spirit Millennium	4	Vortexia	7		
Promenade 2.0	5	Splice	8	Vortexia 2.0	7		
Queue	6	Spree (Panel)	3	Walk the Line	7		
Raffia	5	Sprint	3	Walk the Line 2.0	7		
Raffia 2.0	5	Square One	4	Watercolor Grid	7		
Rally	3	Stage	5	Waterwand	7		
Raya	7	Stallion	7	Waterwand 2.0	7		
Realm	5	Staple	2	Weft	4		
Retrograde	4	Stat-Con	7	Whirl	7		
Revolve	7	Stellar	4	Wicker	7		
Revolve 2.0	7	Stitch in Time	3	Wicker 2.0	7		
Rhythm	8	Storyboard	8	Winnly	5		
Rialto	4	Strand	5	Wish	9		
Riddle	3	Stratford	9	Wyatt	5		
Ringer (Panel)	3	Stride	5	Ybor	6		
Ripple	7	Striga	8	Zanzibar	8		
Ripple 2.0	7	Stuff	9	Ziggy	4		
Ritz	4	Summit	6	Ziggy 2.0	4		
Rivera	6	Sunburst	7	Zoom	6		
Riverstone	5	Sundance w/StaKleen™	6				
Roadmap	5	Surf (Panel)	2				
Rogue II	4	Swift (Panel)	3				
Round Trip	7	Swipe	7				
Route	4	Switchboard	5				
Rubric	7	Swivel	7				
Runway	4	Symphony Classic	4				
Salinas	8	Sync	7				
San Simeon	8	System	5				

Indiana Furniture strives to make as many upholsteries available as possible. However, it is not practical for us to test every offering on every chair as it is made available. If you have any concerns about our ability to upholster your selection on a particular frame please contact us and we will be glad to order a memo sample from this supplier for testing. Call Customer Service at 800.422.5727.

For CF Stinson Samples Call 800.841.6279 or Visit [www.cfstinson.com](http://www.cfstinson.com)

**C O R T I N A**

L E A T H E R S

Pattern Name	Price Grade
Caprone .....	L1
Davenport .....	L1
Old English.....	L2

For Cortina Samples Call 800.356.1177 or Visit [www.cortinaleathers.com](http://www.cortinaleathers.com)



G R E E N  
H I D E S

Pattern Name	Price Grade
Fabian.....	L4
Lena .....	L1
Milano.....	L4
Pista .....	L4

Ranch.....	L4	Windsor .....	L2
Safari.....	L1		
Sierra .....	L1		
Vulcano.....	L1		

For Green Hides Leather Samples Call 888.326.0122 or Visit [www.greenhides.com](http://www.greenhides.com)

**SPRADLING®**

Pattern Name	Price Grade
Dolce.....	4
Genero.....	2
Maglia.....	3
Modena.....	2
Silvertex.....	3
Whisper .....	2

For Spradling Fabric Samples Call 800.333.0955 or Visit [spradling.group/en-us](http://spradling.group/en-us)

**Ultrafabrics®**

Pattern Name	Price Grade
Brisa Distressed.....	5
Brisa Fresco.....	6
Brisa Original.....	5
UF Select Impasto .....	3
UF Select Lino.....	3
UF Select Montage.....	3
Ultraleather Fusion.....	5

Ultraleather Fusion Shimmer ....	6	Ultraleather Volar Bio-Based.....	7
Ultraleather Original .....	5	Ultratech Eco Tech.....	6
Ultraleather Pearlized.....	5	Ultratech Helix.....	7
Ultraleather Pro.....	6	Ultratech Wired.....	6
Ultraleather Promessa.....	5		
Ultraleather Reef.....	6		
Ultraleather Tottori.....	5		

For Ultrafabric Samples Call 877.309.6648 or Visit [www.ultrafabricsinc.com](http://www.ultrafabricsinc.com)







# Occasional Tables

### SURFACE MATERIAL DIGITAL IMAGES & BROCHURE

The finishes represented on Indiana Furniture's Surface Material Finish Brochure were reproduced using the finest technology available. Samples of our finishes and laminates are available for order through our Collateral Store. Please verify your desired finish before ordering as such orders are not subject to return to Indiana Furniture.

Contact your local Indiana Furniture Sales Representative or our Customer Service team should you need assistance.

### GLIDES

All tables ship with non-marring glides, some series offering leveling glides as standard. See pricing pages for each series for more information.

### FINISH

Indiana Furniture standard occasional table finishes correspond to casegoods and conferencing finishes and laminates. Minor variations in finish color and value may occur due to the natural characteristics of wood. Consult this price list for specific finish availability within each series.

**Special Finishes:** Indiana Furniture is able to accommodate our customer's needs for specific finish matches. Please submit a 3"x5" sample panel to Customer Service for quotation and lead time.

An overview of our finishes and laminate options can be found on the inside of the back cover of this price list.

Arlington offers all the grace and embellishments associated with traditional styling with an added emphasis on value. Finely crafted in select solids with walnut and cherry veneers and high pressure laminate worksurfaces, Arlington ensures quality and expert craftsmanship with a selection of configurations for today's functional workspaces.

**CONSTRUCTION**

- Veneers on exposed surfaces feature select grade, plain sliced American Black Walnut or Cherry veneers, carefully selected and matched to assure proper balance and consistency
- Veneer tops have a 5-ply balanced construction, 1 $\frac{3}{16}$ " thick with solid hardwood rims with butt corners
- HPL tops have a 3-ply balanced construction, 1 $\frac{3}{16}$ " thick, with solid hardwood rims with butt corners
- Grain direction runs left to right
- All units ship with heavy duty, adjustable leveling glides to ensure proper leveling and compensation for uneven floors
- Some Assembly Required

**HOW TO ORDER EXAMPLE**

Model No.	Description	Example
29-2124ET	Top Material Finish	W CO

**VENEER (W) OPTIONS**

Veneer features UVAdvantage, an ultra-violet finish, on all exposed surfaces by utilizing roll-coat UV technology. Apron rails and table legs use a multi-step, hand finished process with a catalyzed finish.

AW	Artisan Walnut	HW	Harvest Walnut
CO	Columbian Walnut	LW	Legacy Walnut
DC	Dark Cherry	MW	Mahogany Walnut
DFW	Dark Forest Walnut	PNW	Pinnacle Walnut
EW	Espresso	SCH	Select Cherry
GC	Golden Cherry	SKC	Shaker Cherry
HNW	Henna Walnut	WC	Williamsburg Cherry

**HPL (P) TOP OPTIONS**

**WOODGRAIN**

CO	Columbian Walnut	PNW	Pinnacle Walnut
EF	Espresso	SCH	Select Cherry
GC	Golden Cherry	SKC	Shaker Cherry
MW	Mahogany Walnut	WC	Williamsburg Cherry

**TABLE EDGE PROFILE**



Arlington

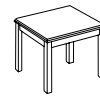
**CERTIFICATIONS & COMPLIANCE**

- Intertek Sustainability Certified
- BIFMA level® Certified
- BIFMA Compliant® Certified
- TSCA Title VI (CARB) Compliance
- US Green Building's LEED® Contribution

**STATEMENT OF LINE**



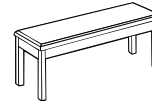
End Table:  
29-2124ET  
[\(See Details\)](#)



Lamp Table:  
29-2424LT  
[\(See Details\)](#)

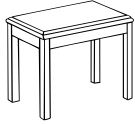


Square Magazine  
Table:  
29-3636MT  
[\(See Details\)](#)



Magazine Table:  
29-1847MT  
[\(See Details\)](#)

Item	Model No.	W	D	H	Ship Wt	Cubic Ft	List Price	
END TABLE	29-2124ET	21	24	21½	25	2.0	P\$ 992	W\$ 1157



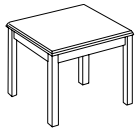
Must Specify (in this order):

Model #  
Top Material  
Finish/Color

**Description**

- Available with Veneer (W) or HPL (P) Top, Must Specify
- Hardwood Legs
- Some Assembly Required

LAMP TABLE	29-2424LT	24	24	21½	25	2.0	P\$ 1110	W\$ 1191
------------	-----------	----	----	-----	----	-----	----------	----------



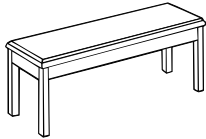
Must Specify (in this order):

Model #  
Top Material  
Finish/Color

**Description**

- Available with Veneer (W) or HPL (P) Top, Must Specify
- Hardwood Legs
- Some Assembly Required

MAGAZINE TABLE	29-1847MT	47	18	16	47	3.4	P\$ 1191	W\$ 1389
----------------	-----------	----	----	----	----	-----	----------	----------



Must Specify (in this order):

Model #  
Top Material  
Finish/Color  
Leg

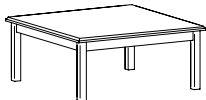
**Description**

- Available with Veneer (W) or HPL (P) Top, Must Specify
- Left to Right Grain Direction on Worksurface
- Hardwood Legs
- Some Assembly Required
- Optional 30" Legs; See Below

**Desk Base Molding Options: Must Specify and Add**

SH-36	Optional 30" H Legs	\$ 215
-------	---------------------	--------

SQUARE MAGAZINE TABLE	29-3636MT	36	36	16	60	5.5	P\$ 1272	W\$ 1486
-----------------------	-----------	----	----	----	----	-----	----------	----------



Must Specify (in this order):

Model #  
Top Material  
Finish/Color

**Description**

- Available with Veneer (W) or HPL (P) Top, Must Specify
- Hardwood Legs
- Some Assembly Required



Wilmington/Arlington

P = HPL W = Veneer

For ordering options, [see overview at the beginning of this section.](#)

From lounge areas, to private office, to conference settings, the Bailey Collection can make a statement. Bailey tables are offered in square and rectangular cocktail tables, as well as end tables, in a wide range of veneers and laminates with two edge profiles. Pair Bailey tables with the collection's chairs, settees, sofas, and ottomans.

**CONSTRUCTION**

- Bases for tables are manufactured using steel frames with a chrome finish
- The wood veneer tops are made of select grade sliced Black Walnut, Cherry, Maple, or composite veneers for maximum grain and color consistency
- Veneer tops are ¾" with 1mm veneer edge bands
- Laminate tops are ¾" with 1mm PVC edge bands; Designer White, Sugar Maple, and Williamsburg Cherry feature ABS rims.
- Ships fully assembled

**HOW TO ORDER EXAMPLE**

Model No.	Description	Example
720-3030SQ	Finish	TK

**TFL (T) AND HPL (P) LAMINATE OPTIONS**

**WOODGRAIN**

AS	Asian Night	PTK	Portico Teak
BW	Beigewood	RC	River Cherry
CO	Columbian Walnut	SCH	Select Cherry^
EF	Espresso	SPW	Sepia Walnut
FLW	Florence Walnut	SKC	Shaker Cherry
GC	Golden Cherry^	SBP	Smoky Brown Pear
MW	Mahogany Walnut^	TK	Studio Teak
MNR	Midnight Run	SM	Sugar Maple
NTM	Natural Marrone	WTA	Weathered Ash
ORW	Oak Riftwood	WC	Williamsburg Cherry
PNW	Pinnacle Walnut		

^ HPL Only

**SOLID**

BL	Black	FHG	Fashion Grey
WH	Designer White	SG	Slate Grey

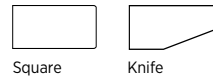
**VENEER (W) OPTIONS AVAILABLE**

Veneer tops feature UVAdvantage, an ultra-violet finish, on all exposed surfaces by utilizing roll-coat UV technology.

AW	Artisan Walnut	MW	Mahogany Walnut
AS	Asian Night	MAS	Mesa Sunset*
CO	Columbian Walnut	MTS	Metropolis Sky
DC	Dark Cherry	ORW	Oak Riftwood*
DFW	Dark Forest Walnut	PNW	Pinnacle Walnut
EF	Espresso	SCH	Select Cherry
FO	Fawn Oak*	SKC	Shaker Cherry
GC	Golden Cherry	SM	Sugar Maple
HW	Harvest Walnut	WTA	Weathered Ash*
HNW	Henna Walnut	WC	Williamsburg Cherry
LW	Legacy Walnut		

\* Finish is Low Sheen

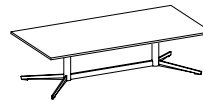
**TABLE EDGE PROFILES**



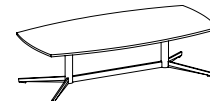
**CERTIFICATIONS & COMPLIANCE**

- Intertek Sustainability Certified
- BIFMA level® Certified
- BIFMA Compliant® Certified
- TSCA Title VI (CARB) Compliance
- US Green Building's LEED® Contribution

**STATEMENT OF LINE**



Rectangular  
Cocktail Tables  
[\(See Details\)](#)



Soft Rectangular  
Cocktail Tables  
[\(See Details\)](#)



Square  
Cocktail Tables  
[\(See Details\)](#)



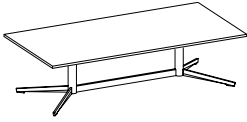
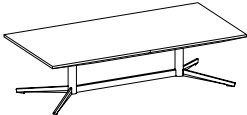
Soft Square  
Cocktail Tables  
[\(See Details\)](#)



Square  
End Tables  
[\(See Details\)](#)



Soft Square  
End Tables  
[\(See Details\)](#)

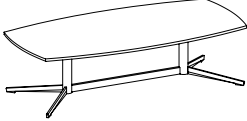
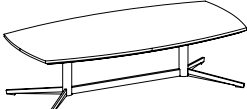
Item	Model No.		W	D	H	Ship Wt	Cubic Ft	List Price		
<b>RECTANGULAR COCKTAIL TABLE</b>    	<b>SQUARE EDGE</b>									
	720-2550RT	TFL	25	50	14	34.9	3.2	T\$	1391	
	720-2550RTH	HPL	25	50	14	34.9	3.2	P\$	1634	
	719-2550RT	Veneer	25	50	14	34.9	3.2	W\$	1976	
	<b>KNIFE EDGE</b>									
	720-2550RTKH	HPL	25	50	14	34.9	3.2	P\$	2025	
719-2550RTK	Veneer	25	50	14	34.9	3.2	W\$	2121		

Must Specify (in this order):

Model #  
Finish/Color

**Description**

- Standard with: Chrome Base
- Table Ships Fully Assembled

Item	Model No.		W	D	H	Ship Wt	Cubic Ft	List Price		
<b>SOFT RECTANGULAR COCKTAIL TABLE</b>    	<b>SQUARE EDGE</b>									
	720-2550SRT	TFL	25	50	14	34.9	3.2	T\$	1391	
	720-2550SRTH	HPL	25	50	14	34.9	3.2	P\$	1634	
	719-2550SRT	Veneer	25	50	14	34.9	3.2	W\$	1976	
	<b>KNIFE EDGE</b>									
	720-2550SRTKH	HPL	25	50	14	34.9	3.2	P\$	2025	
719-2550SRTK	Veneer	25	50	14	34.9	3.2	W\$	2121		

Must Specify (in this order):

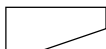
Model #  
Finish/Color

**Description**

- Standard with: Chrome Base
- Table Ships Fully Assembled





Square



Knife

T = TFL P = HPL W = Veneer

For ordering options, [see overview at the beginning of this section.](#)



Item	Model No.		W	D	H	Ship Wt	Cubic Ft	List Price		
<b>SQUARE COCKTAIL TABLE</b> 	<b>SQUARE EDGE</b>									
	720-3030SQ	TFL	30	30	14	29.7	2.80	T\$	863	
	720-3030SQH	HPL	30	30	14	29.7	2.80	P\$	1171	
	719-3030SQ	Veneer	30	30	14	29.7	2.80	W\$	1359	
	<b>KNIFE EDGE</b>									
	720-3030SQKH	HPL	30	30	14	29.7	2.80	P\$	1476	
	719-3030SQK	Veneer	30	30	14	29.7	2.80	W\$	1478	

Must Specify (in this order):

Model #  
Finish/Color

**Description**

- Standard with: Chrome Base
- Table Ships Fully Assembled

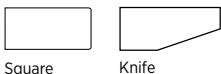
Item	Model No.		W	D	H	Ship Wt	Cubic Ft	List Price		
<b>SOFT SQUARE COCKTAIL TABLE</b> 	<b>SQUARE EDGE</b>									
	720-3030SSQ	TFL	30	30	14	29.7	2.80	T\$	863	
	720-3030SSQH	HPL	30	30	14	29.7	2.80	P\$	1171	
	719-3030SSQ	Veneer	30	30	14	29.7	2.80	W\$	1359	
	<b>KNIFE EDGE</b>									
	720-3030SSQKH	HPL	30	30	14	29.7	2.80	P\$	1476	
	719-3030SSQK	Veneer	30	30	14	29.7	2.80	W\$	1478	

Must Specify (in this order):

Model #  
Finish/Color


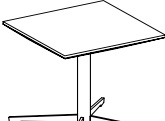
**Description**

- Standard with: Chrome Base
- Table Ships Fully Assembled



T = TFL P = HPL W = Veneer


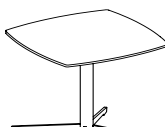
For ordering options, [see overview at the beginning of this section.](#)

Item	Model No.		W	D	H	Ship Wt	Cubic Ft	List Price	
  	<b>SQUARE END TABLE</b>		<b>SQUARE EDGE</b>						
	720-2020ET	TFL	20	20	20	20	2.0	T\$	943
	720-2020ETH	HPL	20	20	20	20	2.0	P\$	1170
	719-2020ET	Veneer	20	20	20	20	2.0	W\$	1241
	<b>KNIFE EDGE</b>								
	720-2020ETKH	HPL	20	20	20	20	2.0	P\$	1303
719-2020ETK	Veneer	20	20	20	20	2.0	W\$	1363	

**Description**

- Standard with: Chrome Base
- Table Ships Fully Assembled

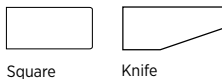
Must Specify (in this order):  
Model #  
Finish/Color

Item	Model No.		W	D	H	Ship Wt	Cubic Ft	List Price	
  	<b>SOFT SQUARE END TABLE</b>		<b>SQUARE EDGE</b>						
	720-2020SET	TFL	20	20	20	20	2.0	T\$	943
	720-2020SETH	HPL	20	20	20	20	2.0	P\$	1170
	719-2020SET	Veneer	20	20	20	20	2.0	W\$	1241
	<b>KNIFE EDGE</b>								
	720-2020SETKH	HPL	20	20	20	20	2.0	P\$	1303
719-2020SETK	Veneer	20	20	20	20	2.0	W\$	1363	

**Description**

- Standard with: Chrome Base
- Table Ships Fully Assembled

Must Specify (in this order):  
Model #  
Finish/Color



T = TFL P = HPL W = Veneer

For ordering options, [see overview at the beginning of this section.](#)



The Britta Collection showcases a Mid-Century Scandinavian aesthetic with an appealing contemporary feel. Available in two edge styles and a broad range of finishes to create an inviting space with warm and energetic sensibility. Pair Britta tables with the collection's guest, single lounge, and settee options, which all feature a wall-saver design, to create an entire setting.

### CONSTRUCTION

- The wood veneer table tops are 1" thick and are made of select grade sliced Walnut, Cherry, or Maple veneers for maximum grain and color consistency
- The knife edge profile features a 5-ply balanced construction with a solid hardwood rim; the square edge profile features a 3-ply balanced construction with a 3mm veneer edge band
- The aprons and legs are solid maple hardwood and ship with adjustable glides
- Ships fully assembled

### HOW TO ORDER EXAMPLE

Model No.	Description	Example
231-1818ET	Finish Edge Profile	DFW K

### VENEER (W) OPTIONS

Veneer tops feature UVAdvantage, an ultra-violet finish, on all exposed surfaces by utilizing roll-coat UV technology. Apron rails and table legs use a multi-step, hand finished process with a catalyzed finish.

AW	Artisan Walnut	LW	Legacy Walnut
CO	Columbian Walnut	MW	Mahogany Walnut
DC	Dark Cherry	MTS	Metropolis Sky
DFW	Dark Forest Walnut	PNW	Pinnacle Walnut
EF	Espresso	SCH	Select Cherry
GC	Golden Cherry	SKC	Shaker Cherry
HW	Harvest Walnut	SM	Sugar Maple
HNW	Henna Walnut	WC	Williamsburg Cherry

### TABLE EDGE PROFILE

Y	Square Edge
K	Knife Edge



Square



Knife

### CERTIFICATIONS & COMPLIANCE

- Intertek Sustainability Certified
- BIFMA level® Certified
- BIFMA Compliant® Certified
- TSCA Title VI (CARB) Compliance
- US Green Building's LEED® Contribution

### STATEMENT OF LINE



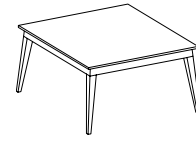
Square End Table:  
231-1818ET  
[\(See Details\)](#)



Square Cocktail Table:  
231-2323SCT  
[\(See Details\)](#)



Rectangular Cocktail Table:  
231-4723RCT  
[\(See Details\)](#)



Square Cocktail Table:  
231-3535SCT  
[\(See Details\)](#)

Item	Model No.		W	D	H	Ship Wt	Cubic Ft	List Price	
END TABLE	231-1818ET	Square Edge	18	18	20	18	10.8	Y\$	1389
		Knife Edge						K\$	1778



Must Specify (in this order):

Model #  
Finish  
Edge

#### Description

- Standard with: Adjustable Glides
- Available with [Square \(Y\)](#) or [Knife \(K\)](#) Edge; Must Specify
- Ships Fully Assembled

SMALL SQUARE COCKTAIL TABLE	231-2323SCT	Square Edge	23	23	16	21	10.8	Y\$	1420
		Knife Edge						K\$	1820



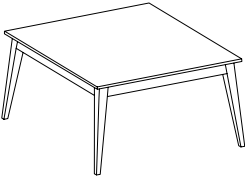
Must Specify (in this order):

Model #  
Finish  
Edge

#### Description

- Standard with: Adjustable Glides
- Available with [Square \(Y\)](#) or [Knife \(K\)](#) Edge; Must Specify
- Ships Fully Assembled

SQUARE COCKTAIL TABLE	231-3535SCT	Square Edge	34 $\frac{1}{8}$	34 $\frac{1}{8}$	16	45	25.7	Y\$	1702
		Knife Edge						K\$	2186



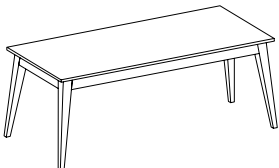
Must Specify (in this order):

Model #  
Finish  
Edge

#### Description

- Standard with: Adjustable Glides
- Available with [Square \(Y\)](#) or [Knife \(K\)](#) Edge; Must Specify
- Ships Fully Assembled

RECTANGULAR COCKTAIL TABLE	231-4723RCT	Square Edge	46 $\frac{1}{8}$	23	16	36	23.1	Y\$	1666
		Knife Edge						K\$	2142



Must Specify (in this order):

Model #  
Finish  
Edge

#### Description

- Standard with: Adjustable Glides
- Available with [Square \(Y\)](#) or [Knife \(K\)](#) Edge; Must Specify
- Ships Fully Assembled



Square



Knife

For ordering options, [see overview at the beginning of this section.](#)

Always stylish, comfortable and effortlessly adaptable, Canvas enlivens environments with refined aesthetics. Project a fresh, polished attitude with our enhanced selection of multidimensional components. Your creation of an ultra-functional workspace is limited only by your imagination.

### CONSTRUCTION

- Exposed surfaces are produced from wood-grained or solid color laminates fused to a particle-board core
- TFL chassis are fastened by screws and heavy-duty metal fasteners
- Tops are 1" thick thermally-fused (TFL) or high-pressure (HPL) laminate using 3mm PVC rims on profiled edges Grain direction runs left to right; Designer White, Sugar Maple, and Williamsburg Cherry feature ABS rims
- Slab ends come standard with adjustable levelers
- Ships fully assembled

### HOW TO ORDER EXAMPLE

Model No.	Description	Example
66-2424ET	Top Material	T
	Top Color	FHG
	Edge Profile	F
	Chassis Color	WTA

### TFL (T) AND HPL (P) LAMINATE OPTIONS

#### WOODGRAIN

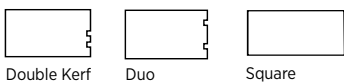
AS	Asian Night	PTK	Portico Teak
BW	Beigewood	RC	River Cherry
CO	Columbian Walnut	SPW	Sepia Walnut
EF	Espresso	SKC	Shaker Cherry
FLW	Florence Walnut	SBP	Smoky Brown Pear
KHE	Kirsche	TK	Studio Teak
MNR	Midnight Run	SM	Sugar Maple
NTM	Natural Marrone	WTA	Weathered Ash
ORW	Oak Riftwood	WNB	White Nebbia
PNW	Pinnacle Walnut	WC	Williamsburg Cherry

#### SOLID

BL	Black	FHG	Fashion Grey
WH	Designer White	SG	Slate Grey

### TABLE EDGE PROFILE

F	Double Kerf
G	Duo



Double Kerf

Duo

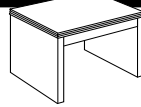
Square

Y Square

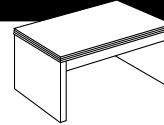
### CERTIFICATIONS & COMPLIANCE

- Intertek Sustainability Certified
- BIFMA level® Certified
- BIFMA Compliant® Certified
- TSCA Title VI (CARB) Compliance
- US Green Building's LEED® Contribution

### STATEMENT OF LINE

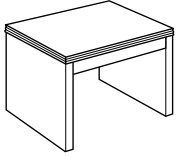


End Table:  
66-2424ET  
[\(See Details\)](#)



Magazine Table:  
66-2442MT  
[\(See Details\)](#)

Item	Model No.		W	D	H	Ship Wt	Cubic Ft	List Price	
END TABLE	66-2424ET	TFL	24	24	22	65	9.4	T\$	921
		HPL						P\$	1057



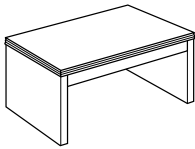
Must Specify (in this order):

- Model #
- Top Material
- Top Color
- Edge
- Chassis Color

**Description**

- Standard with: TFL Slab Ends and Apron Rail, with Adjustable Glides
- Available in Contrasting Top and Chassis Color
- Choose from TFL (T) or HPL (P) Top in Four Edge Profiles; [See Colors and Details](#)
- Ships Fully Assembled

MAGAZINE TABLE	66-2442MT	TFL	42	24	16	70	11.9	T\$	970
		HPL						P\$	1136



Must Specify (in this order):

- Model #
- Top Material
- Top Color
- Edge
- Chassis Color

**Description**


- Standard with: TFL Slab Ends and Apron Rail, with Adjustable Glides
- Available in Contrasting Top and Chassis Color
- Choose from TFL (T) or HPL (P) Top in Four Edge Profiles; [See Colors and Details](#)
- Ships Fully Assembled



Double Kerf



Duo



Square

T=TFL P=HPL

For ordering options, [see overview at the beginning of this section.](#)

Carefully matched select veneer tops with solid hardwood legs and aprons form a collection of beautiful wood tables suitable for nearly any application.

### CONSTRUCTION

- Constructed of a 5-ply veneer top, 1½" thick
- Legs are solid Maple hardwood and ship with nylon glides
- Aprons are steam bent with Maple veneer faces
- Grain direction runs left to right
- Elliptical Magazine and Rounded End Tables ship fully assembled; all other models require some assembly

### HOW TO ORDER EXAMPLE

Model No.	Description	Example
294-4222EMT	Finish	HW

### VENEER (W) OPTIONS

Veneer tops feature UVAAdvantage, an ultra-violet finish, on all exposed surfaces by utilizing roll-coat UV technology. Apron rails and table legs use a multi-step, hand finished process with a catalyzed finish.

AW	Artisan Walnut	LW	Legacy Walnut
CO	Columbian Walnut	MW	Mahogany Walnut
DC	Dark Cherry	MTS	Metropolis Sky
DFW	Dark Forest Walnut	PNW	Pinnacle Walnut
EF	Espresso	SCH	Select Cherry
GC	Golden Cherry	SKC	Shaker Cherry
HW	Harvest Walnut	SM	Sugar Maple
HNW	Henna Walnut	WC	Williamsburg Cherry

### TABLE EDGE PROFILE

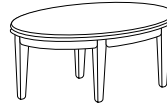


Phoenix

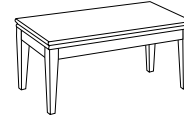
### CERTIFICATIONS & COMPLIANCE

- Intertek Sustainability Certified
- BIFMA level® Certified
- BIFMA Compliant® Certified
- TSCA Title VI (CARB) Compliance
- US Green Building's LEED® Contribution

### STATEMENT OF LINE



Elliptical Magazine Table:  
294-4222EMT  
[\(See Details\)](#)



Magazine Table:  
294-4222MT  
[\(See Details\)](#)




Lamp Table:  
294-2222LT  
[\(See Details\)](#)



End Table:  
294-2622ET  
[\(See Details\)](#)



Rounded End Table:  
294-2222RET  
[\(See Details\)](#)



Console Table:  
294-4216CT  
[\(See Details\)](#)

Item	Model No.	W	D	H	Ship Wt	Cubic Ft	List Price
ELLIPTICAL MAGAZINE TABLE	294-4222EMT	42	22	16	48	14.4	\$ 2892

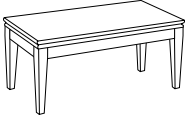
**Description**

- Ships Assembled

Must Specify (in this order):

Model #  
Finish

MAGAZINE TABLE	294-4222MT	42	22	16	33	3.7	\$ 1865
----------------	------------	----	----	----	----	-----	---------

**Description**

- Some Assembly Required

Must Specify (in this order):

Model #  
Finish

LAMP TABLE	294-2222LT	22	22	22	27	2.4	\$ 1423
------------	------------	----	----	----	----	-----	---------

**Description**

- Some Assembly Required

Must Specify (in this order):

Model #  
Finish

END TABLE	294-2622ET	26	22	22	36	2.8	\$ 1500
-----------	------------	----	----	----	----	-----	---------

**Description**

- Some Assembly Required

Must Specify (in this order):

Model #  
Finish

ROUNDED END TABLE	294-2222RET	22	22	22	24	2.4	\$ 1975
-------------------	-------------	----	----	----	----	-----	---------


**Description**

- Ships Assembled

Must Specify (in this order):

Model #  
Finish

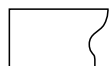
CONSOLE TABLE	294-4216CT	42	16	30	36	3.9	\$ 1778
---------------	------------	----	----	----	----	-----	---------

**Description**

- Some Assembly Required

Must Specify (in this order):

Model #  
Finish



Phoenix

For ordering options, [see overview at the beginning of this section.](#)

A foundational suite of casegoods and tables primed to evolve with your needs. Gesso allows you to combine luxurious veneers, top grade laminates and other materials to create stylish, reconfigurable work spaces.

### CONSTRUCTION

- Exposed surfaces feature select grade plain sliced hardwood veneers in Cherry, Maple, American Black Walnut, White Oak, or composite veneers
- Veneer and standard high pressure laminate tops are 3-ply balanced construction and 1 $\frac{3}{8}$ " thick, with 3mm wood edge-banded rims contoured to the selected profile
- Grain direction runs left to right
- All units ship with heavy duty, adjustable leveling glides to ensure proper leveling and compensation for uneven floors
- Ships fully assembled

### HOW TO ORDER EXAMPLE

Model No.	Description	Example
65-2424ET	Top Material	W
	Finish	LW
	Edge Profile	G

### VENEER (W) OPTIONS

Veneer tops feature UVAdvantage, an ultra-violet finish, on all exposed surfaces by utilizing roll-coat UV technology.

AW	Artisan Walnut	MW	Mahogany Walnut
AS	Asian Night	MAS	Mesa Sunset*
CO	Columbian Walnut	MTS	Metropolis Sky
DC	Dark Cherry	PNW	Pinnacle Walnut
DFW	Dark Forest Walnut	ORW	Oak Riftwood*
EW	Espresso	SCH	Select Cherry
FO	Fawn Oak*	SKC	Shaker Cherry
GC	Golden Cherry	SM	Sugar Maple
HW	Harvest Walnut	WTA	Weathered Ash*
HNW	Henna Walnut	WC	Williamsburg Cherry
LW	Legacy Walnut		

\* Finish is Low Sheen

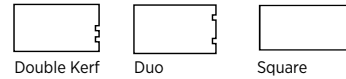
### HPL (P) LAMINATE OPTIONS

#### WOODGRAIN

AS	Asian Night	PNW	Pinnacle Walnut
CO	Columbian Walnut	SCH	Select Cherry
EF	Espresso	SKC	Shaker Cherry
GC	Golden Cherry	SM	Sugar Maple
MW	Mahogany Walnut	WTA	Weathered Ash
ORW	Oak Riftwood	WC	Williamsburg Cherry

### TABLE EDGE PROFILE

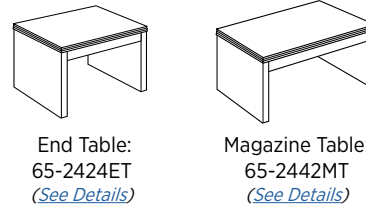
- F Double Kerf
- G Duo
- Y Square



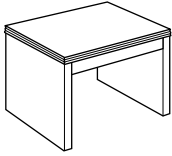
### CERTIFICATIONS & COMPLIANCE

- Intertek Sustainability Certified
- BIFMA level® Certified
- BIFMA Compliant® Certified
- TSCA Title VI (CARB) Compliance
- US Green Building's LEED® Contribution

### STATEMENT OF LINE



Item	Model No.		W	D	H	Ship Wt	Cubic Ft	List Price	
END TABLE	65-2424ET	HPL Veneer	24	24	22	65	9.4	W/P\$	1577



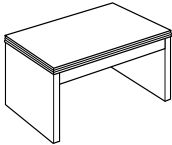
Must Specify (in this order):

- Model #
- Top Material
- Finish/Color
- Edge

**Description**

- Standard with: Veneer Slab Ends and Apron Rail, with Adjustable Glides
- Choose from HPL (P) or Veneer (W) Top in Four Edge Profiles; [See Colors and Details](#)
- Ships Fully Assembled

MAGAZINE TABLE	65-2442MT	HPL Veneer	42	24	16	70	11.9	W/P\$	1660
----------------	-----------	---------------	----	----	----	----	------	-------	------



Must Specify (in this order):

- Model #
- Top Material
- Finish/Color
- Edge

**Description**

- Standard with: Veneer Slab Ends and Apron Rail, with Adjustable Glides
- Choose from HPL (P) or Veneer (W) Top in Four Edge Profiles; [See Colors and Details](#)
- Ships Fully Assembled



Double Kerf   Duo   Square

P = HPL   W = Veneer

For ordering options, [see overview at the beginning of this section.](#)



Open spaces really come together with Isla Lounge & Tables Collection. Create conversation settings or private areas by mixing components to fit the space and needs of the environment. Power and data options keep everyone working on-the-go.

### CONSTRUCTION

- External wood parts are kiln-dried hardwoods; internal parts are structurally engineered plywood; European Beech on legs
- Joints are double-doweled or mortised and tenoned, screwed, and glued for maximum strength and durability
- Tops are ¾" thick on occasional tables, 1" thick on Laminate tops, and 1 ⅜" on Veneer tops
- Non-marring adjustable nylon guides included in each leg at floor level
- Ships fully assembled

### HOW TO ORDER EXAMPLES

378-1626ET	Top Material	T
	Finish	AS
	Upholstery	Mayer Fedora Topaz
	Leg	WLEG, AS
	Power	PWRUSBA

### TFL (T) LAMINATE TABLE TOP OPTIONS

#### WOODGRAIN

AS	Asian Night	PTK	Portico Teak
BW	Beigewood	RC	River Cherry
CO	Columbian Walnut	SPW	Sepia Walnut
EF	Espresso	SKC	Shaker Cherry
FLW	Florence Walnut	SBP	Smoky Brown Pear
KHE	Kirsche	TK	Studio Teak
MNR	Midnight Run	SM	Sugar Maple
NTM	Natural Marrone	WTA	Weathered Ash
ORW	Oak Riftwood	WC	Williamsburg Cherry
PNW	Pinnacle Walnut	WNB	White Nebbia

#### SOLID

BL	Black	FHG	Fashion Grey
WH	Designer White	SG	Slate Grey

### VENEER (W) TABLE TOP OPTIONS

Veneer tops feature UVAdvantage, an ultra-violet finish, on all exposed surfaces by utilizing roll-coat UV technology.

AW	Artisan Walnut	MW	Mahogany Walnut
AS	Asian Night	MAS	Mesa Sunset*
CO	Columbian Walnut	MTS	Metropolis Sky
DC	Dark Cherry	ORW	Oak Riftwood*
DFW	Dark Forest Walnut	PNW	Pinnacle Walnut
EF	Espresso	SCH	Select Cherry
FO	Fawn Oak*	SKC	Shaker Cherry
GC	Golden Cherry	SM	Sugar Maple
HW	Harvest Walnut	WTA	Weathered Ash*
HNW	Henna Walnut	WC	Williamsburg Cherry
LW	Legacy Walnut		

\* Finish is Low Sheen

### SOLID SURFACE (S) TABLE TOP OPTIONS

AR	Arroyo	SNW	Snow White
PE	Pebble Beach	SN	Starry Night
SE	Sedona	TN	Tundra

### SOLID SURFACE EDGE PROFILE OPTIONS

SI Straight



### LEG OPTIONS

WLEG	Wood Leg, Specify Finish	STD
CLEG	Chrome Leg	\$ N/C
PLEG	Aluminum Leg	\$ 208
	ALUM Aluminum	BLK Black
	MIST Mist	OYST Oyster
	SUGC Sugar Cookie	

### LEG WOOD FINISHES

Indiana Furniture uses a multi-step, hand-finishing process on all exposed wood frames. Legs feature a catalyzed varnish finish offering durability, lasting beauty, and resistance to normal wear.

AW	Artisan Walnut	MAS	Mesa Sunset*
AS	Asian Night	MTS	Metropolis Sky
BW	Beigewood*	MNR	Midnight Run
BL	Black	NTM	Natural Marrone*
CO	Columbian Walnut	ORW	Oak Riftwood*
DC	Dark Cherry	PNW	Pinnacle Walnut
DFW	Dark Forest Walnut*	PTK	Portico Teak*
WH	Designer White	RC	River Cherry*
EF	Espresso	SCH	Select Cherry
FO	Fawn Oak*	SPW	Sepia Walnut*
FLW	Florence Walnut*	SKC	Shaker Cherry
GC	Golden Cherry	SBP	Smoky Brown Pear*
HW	Harvest Walnut	TK	Studio Teak
HNW	Henna Walnut	SM	Sugar Maple
KHE	Kirsche	WTA	Weathered Ash*
LW	Legacy Walnut	WNB	White Nebbia
MW	Mahogany Walnut	WC	Williamsburg Cherry

\* Finish is Low Sheen

### UPHOLSTERY OPTIONS

Available in single upholstery in a wide variety of graded-in or contract options, including fabric, vinyl, and leather.

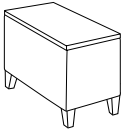
### POWER OPTIONS

PWRUSBA	Power and Two USB Ports, Aluminum	\$ 854
---------	-----------------------------------	--------

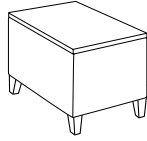
### CERTIFICATIONS & COMPLIANCE

- CAL 117-2013 Compliance
- Intertek Sustainability Certified
- BIFMA level® Certified
- BIFMA Compliant® Certified
- TSCA Title VI (CARB) Compliance
- US Green Building's LEED® Contribution

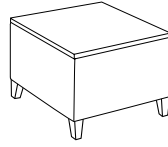
**Freestanding Tables** (Upholstered Chassis with TFL, Veneer, or Solid Surface Top)



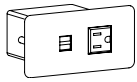
End Table:  
378-1626ET  
[\(See Details\)](#)



Lamp Table:  
378-2226ET  
[\(See Details\)](#)



Magazine Table:  
378-2626MT  
[\(See Details\)](#)



1 Electrical Power  
and 2 USB Outlets

Item	Model No.		W	D	H	Ship Wt	Cubic Ft	List Price	
<b>END TABLE</b>	378-1626ET	TFL	16	26½	15½	42	11.0	T\$	926
		Veneer						W\$	1031
		Solid Surface						S\$	1696



Must Specify (in this order):

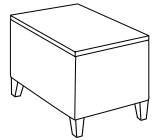
- Model #
- Surface Material
- Finish/Color
- Fabric
- Leg/Color
- Optional Power

**Description**

- Standard with: Upholstered Chassis and Wood Legs
- Choose TFL (T), Veneer (W), or Solid Surface (S) Top; [Specify Surface Material and Color](#)
- Add Upholstery Grade Pricing to Top Material Price
- Choose from [Three Leg Options](#) and Centered [Power Option](#)

Add List Price/Grade	Yards	COM/1	2	3	4	5	6	7	8	9	10	L1	L2
Single Upholstery	1.00	\$ 0	50	93	134	197	261	352	446	557	684	319	455

<b>LAMP TABLE</b>	378-2226ET	TFL	22	26½	15½	48	12.0	T\$	971
		Veneer						W\$	1193
		Solid Surface						S\$	2009



Must Specify (in this order):

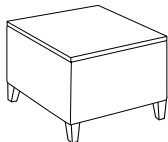
- Model #
- Surface Material
- Finish/Color
- Fabric
- Leg/Color
- Optional Power

**Description**

- Standard with: Upholstered Chassis and Wood Legs
- Choose TFL (T), Veneer (W), or Solid Surface (S) Top; [Specify Surface Material and Color](#)
- Add Upholstery Grade Pricing to Top Material Price
- Choose from [Three Leg Options](#) and Centered [Power Option](#)

Add List Price/Grade	Yards	COM/1	2	3	4	5	6	7	8	9	10	L1	L2
Single Upholstery	1.00	\$ 0	50	93	134	197	261	352	446	557	684	319	455

<b>MAGAZINE TABLE</b>	378-2626MT	TFL	26½	26½	15½	57	15.0	T\$	1028
		Veneer						W\$	1264
		Solid Surface						S\$	2284



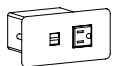
Must Specify (in this order):

- Model #
- Surface Material
- Finish/Color
- Fabric
- Leg/Color
- Optional Power

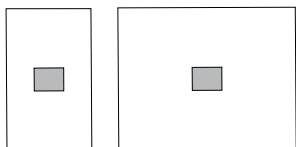
**Description**

- Standard with: Upholstered Chassis and Ganging Hardware
- Choose TFL (T), Veneer (W), or Solid Surface (S) Top; [Specify Surface Material and Color](#)
- Add Upholstery Grade Pricing to Top Material Price
- Choose from [Three Leg Options](#) and Centered [Power Option](#)

Add List Price/Grade	Yards	COM/1	2	3	4	5	6	7	8	9	10	L1	L2
Single Upholstery	1.00	\$ 0	50	93	134	197	261	352	446	557	684	319	455



1 Electrical Power and 2 USB Outlets



Power is centered into End, Lamp, and Magazine Tables, as shown above

T = TFL W = Veneer S = Solid Surface

For ordering options, [see overview at the beginning of this section.](#)



Jefferson echoes history and creates a timeless foundation for today's sophisticated work place. Finely crafted in select solids with walnut veneers, the tailored details of this collection accentuate our expert craftsmanship and perfect attention to detail.

### CONSTRUCTION

- Veneers on exposed surfaces are select grade sliced American Black Walnut and Cherry are carefully selected and matched to assure proper balance and consistency
- Veneer and HPL tops featuring the C2 tops are 5-ply balanced construction, 1 $\frac{3}{16}$ " thick, with solid hardwood mitered rims
- Grain direction runs left to right
- All units ship with heavy duty, adjustable leveling glides to ensure proper leveling and compensation for uneven floors
- Some assembly required

### HOW TO ORDER EXAMPLE

Model No.	Description	Example
46-1824ET	Top Material	W
	Finish	LW

### VENEER (W) AND PREMIUM VENEER (PV) OPTIONS

Veneer tops feature UVAdvantage, an ultra-violet finish, on all exposed surfaces by utilizing roll-coat UV technology. Apron rails and table legs use a multi-step, hand finished process with a catalyzed finish.

AW	Artisan Walnut	LW	Legacy Walnut
CO	Columbian Walnut	MW	Mahogany Walnut
DC	Dark Cherry	MTS	Metropolis Sky**
DFW	Dark Forest Walnut	PNW	Pinnacle Walnut**
EW	Espresso	SCH	Select Cherry
GC	Golden Cherry	SKC	Shaker Cherry
HW	Harvest Walnut	WC	Williamsburg Cherry
HNW	Henna Walnut**		

\*\* Available in Standard Veneer Only

### HPL (P) TOP OPTIONS

#### WOODGRAIN

CO	Columbian Walnut	PNW	Pinnacle Walnut
EF	Espresso	SCH	Select Cherry
GC	Golden Cherry	SKC	Shaker Cherry
MW	Mahogany Walnut	WC	Williamsburg Cherry

### TABLE EDGE PROFILE

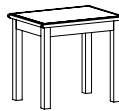


C2

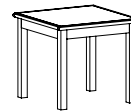
### CERTIFICATIONS & COMPLIANCE

- Intertek Sustainability Certified
- BIFMA level® Certified
- BIFMA Compliant® Certified
- TSCA Title VI (CARB) Compliance
- US Green Building's LEED® Contribution

### STATEMENT OF LINE



End Table:  
46-1824ET  
([See Details](#))

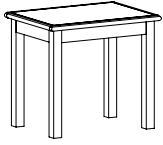


Lamp Table:  
46-2424LT  
([See Details](#))



Magazine Table:  
46-1847MT  
([See Details](#))

Item	Model No.	W	D	H	Ship Wt	Cubic Ft	List Price
END TABLE	46-1824ET	24	18	21 <sup>25</sup> / <sub>32</sub>	27	2.0	W/P\$ 1311 PV\$ 1470

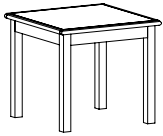
**Description**

- Available with Veneer (PV/W) or HPL (P) Top, [See Color Options and Specify](#)
- Hardwood Legs
- Some Assembly Required

Must Specify (in this order):

Model #  
Top Material  
Finish/Color

LAMP TABLE	46-2424LT	24	24	21 <sup>25</sup> / <sub>32</sub>	37	3.3	W/P\$ 1670 PV\$ 1870
------------	-----------	----	----	----------------------------------	----	-----	-------------------------

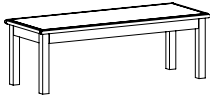
**Description**

- Available with Veneer (PV/W) or HPL (P) Top, [See Color Options and Specify](#)
- Hardwood Legs
- Some Assembly Required

Must Specify (in this order):

Model #  
Top Material  
Finish/Color

MAGAZINE TABLE	46-1847MT	47	18	15 <sup>25</sup> / <sub>32</sub>	42	3.4	W/P\$ 1577 PV\$ 1766
----------------	-----------	----	----	----------------------------------	----	-----	-------------------------

**Description**

- Available with Veneer (PV/W) or HPL (P) Top, [See Color Options and Specify](#)
- Hardwood Legs
- Optional 30"H Legs
- Some Assembly Required

Must Specify (in this order):

Model #  
Top Material  
Finish/Color  
Leg

**Leg Option: Specify & Add**

SH-46	30"H Legs	20	0.9	\$ 215
-------	-----------	----	-----	--------



C2

P = HPL W = Veneer

For ordering options, [see overview at the beginning of this section.](#)

Discover the perfect table collection that goes anywhere. With a mix of materials, Jot complements a diverse range of interiors from ultra modern to classic. Its metal base, available in five refreshed colors, supports tops in solid surface, veneer, or laminate. Scaled for a perfect fit, Jot makes a great first impression front and center or corner-tucked for convenient storage. Jot's UV Advantage finish features a crystal clear topcoat developed for durability in high traffic areas.

### CONSTRUCTION

- Veneer tops are ¾" thick with veneer edge bands; made of select grade, sliced Black Walnut, Cherry, Maple, or Composite species
- TFL tops are ¾" thick with a 1mm PVC edge band; Designer White, Sugar Maple, and Williamsburg Cherry feature ABS rims
- Solid surface tops are ¾" thick and are available in six colors and two edge profiles
- Bases are manufactured using ¾" steel frames and powder coated in your choice of five standard colors
- Joints on bases are mitered and fully welded for maximum strength and durability
- Tops are securely fastened to the bases with metal screws
- Ships fully assembled

### HOW TO ORDER EXAMPLES

410-1412AT	Top Material	T
	Finish	TK
	Edge Detail (if applicable)	-
	Metal Base Color	ALUM

### TFL (T) LAMINATE TABLE TOP OPTIONS

#### WOODGRAIN

AS	Asian Night	PTK	Portico Teak
BW	Beigewood	RC	River Cherry
CO	Columbian Walnut	SPW	Sepia Walnut
EF	Espresso	SKC	Shaker Cherry
FLW	Florence Walnut	SBP	Smoky Brown Pear
KHE	Kirsche	TK	Studio Teak
MNR	Midnight Run	SM	Sugar Maple
NTM	Natural Marrone	WTA	Weathered Ash
ORW	Oak Riftwood	WNB	White Nebbia
PNW	Pinnacle Walnut	WC	Williamsburg Cherry

#### SOLID

BL	Black	FHG	Fashion Grey
WH	Designer White	SG	Slate Grey

### VENEER (W) TABLE TOP OPTIONS

Tops feature UV Advantage, an ultra-violet finish, on all exposed surfaces by utilizing roll-coat UV technology.

AW	Artisan Walnut	MW	Mahogany Walnut
AS	Asian Night	MAS	Mesa Sunset*
CO	Columbian Walnut	MTS	Metropolis Sky
DC	Dark Cherry	ORW	Oak Riftwood*
DFW	Dark Forest Walnut	PNW	Pinnacle Walnut
EF	Espresso	SCH	Select Cherry
FO	Fawn Oak*	SKC	Shaker Cherry
GC	Golden Cherry	SM	Sugar Maple
HW	Harvest Walnut	WTA	Weathered Ash*
HNW	Henna Walnut	WC	Williamsburg Cherry
LW	Legacy Walnut		

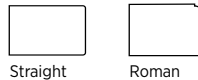
\* Finish is Low Sheen

### SOLID SURFACE (S) TABLE TOP OPTIONS

AR	Arroyo	SNW	Snow White
PE	Pebble Beach	SN	Starry Night
SE	Sedona	TN	Tundra

### SOLID SURFACE EDGE PROFILE OPTIONS

S1	Straight
S2	Roman

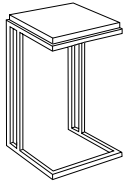


### METAL BASE OPTIONS

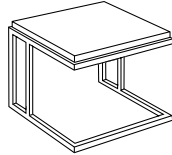
ALUM	Aluminum	OYST	Oyster
BLK	Black	SUGC	Sugar Cookie
MIST	Mist		

### CERTIFICATIONS & COMPLIANCE

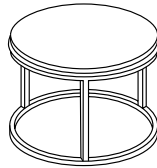
- Intertek Sustainability Certified
- BIFMA level® Certified
- BIFMA Compliant® Certified
- TSCA Title VI (CARB) Compliance
- US Green Building's LEED® Contribution



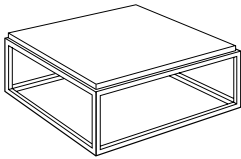
Auxiliary Table:  
410-1412AT  
[\(See Details\)](#)



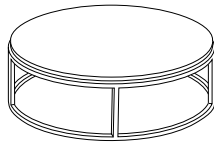
Square End Tables:  
410-1818ET: 18"  
410-2424ET: 24"  
[\(See Details\)](#)



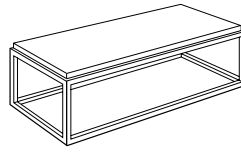
Round End Table:  
410-2020CT  
[\(See Details\)](#)



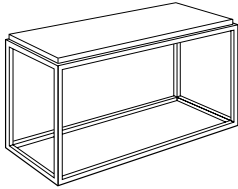
Square Cocktail Table:  
410-3636SQ  
[\(See Details\)](#)



Round Cocktail Table:  
410-3636CT  
[\(See Details\)](#)



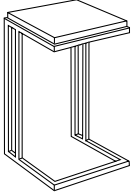
Rectangular Cocktail Table:  
410-2248MT  
[\(See Details\)](#)



Console Table:  
410-1848ST  
[\(See Details\)](#)



Item	Model No.		W	D	H	Ship Wt	Cubic Ft	List Price
AUXILIARY TABLE	410-1412AT	TFL	12½	14	26½	46	8.6	T\$ 1255
		Veneer						W\$ 1410
		Solid Surface						S\$ 2289



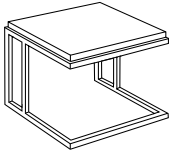
Must Specify (in this order):

Model #  
Top Material  
Finish/Color  
Edge Profile (if applicable)  
Base Color

**Description**

- Standard with: Decorative Metal Base and Nylon Glides
- Select Your Choice of TFL (T), Veneer (W), or Solid Surface (S) Top; [See Top and Base Color Options](#)

Item	Model No.		W	D	H	Ship Wt	Cubic Ft	List Price
SQUARE END TABLE	410-2424ET	TFL	24	24	20	46	8.6	T\$ 1238
		Veneer						W\$ 1512
		Solid Surface						S\$ 2677
	410-1818ET	TFL	18	18	20	34	5.1	T\$ 1156
		Veneer						W\$ 1363
		Solid Surface						S\$ 2226



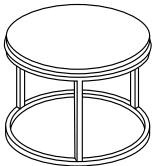
Must Specify (in this order):

Model #  
Top Material  
Finish/Color  
Edge Profile (if applicable)  
Base Color

**Description**

- Standard with: Decorative Metal Base and Nylon Glides
- Select Your Choice of TFL (T), Veneer (W), or Solid Surface (S) Top; [See Top and Base Color Options](#)

Item	Model No.		W	D	H	Ship Wt	Cubic Ft	List Price
ROUND END TABLE	410-2020CT	TFL	20	20	20	36	6.2	T\$ 1123
		Veneer						W\$ 1434
		Solid Surface						S\$ 4183



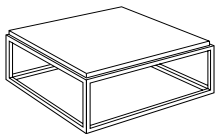
Must Specify (in this order):

Model #  
Top Material  
Finish/Color  
Edge Profile (if applicable)  
Base Color

**Description**

- Standard with: Decorative Metal Base and Adjustable Levelers
- Select Your Choice of TFL (T), Veneer (W), or Solid Surface (S) Top; [See Top and Base Color Options](#)

Item	Model No.		W	D	H	Ship Wt	Cubic Ft	List Price
SQUARE COCKTAIL TABLE	410-3636SQ	TFL	36	36	15	68	13.4	T\$ 1483
		Veneer						W\$ 1794
		Solid Surface						S\$ 4439



Must Specify (in this order):

Model #  
Top Material  
Finish/Color  
Edge Profile (if applicable)  
Base Color

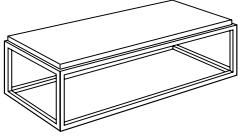
**Description**

- Standard with: Decorative Metal Base and Nylon Glides
- Select Your Choice of TFL (T), Veneer (W), or Solid Surface (S) Top; [See Top and Base Color Options](#)

T = TFL W = Veneer S = Solid Surface

For ordering options, [see overview at the beginning of this section.](#)

Item	Model No.		W	D	H	Ship Wt	Cubic Ft	List Price
RECTANGULAR COCKTAIL TABLE	410-2248MT	TFL	48	22	15	92	11.0	T\$ 1413
		Veneer						W\$ 1672
		Solid Surface						S\$ 3632



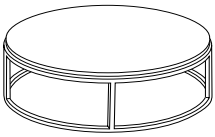
Must Specify (in this order):

Model #  
Top Material  
Finish/Color  
Edge Profile (if applicable)  
Base Color

#### Description

- Standard with: Decorative Metal Base and Nylon Glides
- Select Your Choice of TFL (T), Veneer (W), or Solid Surface (S) Top; [See Top and Base Color Options](#)

ROUND COCKTAIL TABLE	410-3636CT	TFL	36	36	15	68	13.4	T\$ 1402
		Veneer						W\$ 1782
		Solid Surface						S\$ 6393



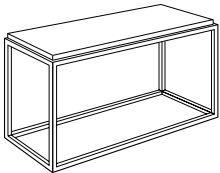
Must Specify (in this order):

Model #  
Top Material  
Finish/Color  
Edge Profile (if applicable)  
Base Color

#### Description

- Standard with: Decorative Metal Base and Adjustable Levelers
- Select Your Choice of TFL (T), Veneer (W), or Solid Surface (S) Top; [See Top and Base Color Options](#)

CONSOLE TABLE	410-1848ST	TFL	48	18	28	86	17.4	T\$ 1520
		Veneer						W\$ 1808
		Solid Surface						S\$ 3442



Must Specify (in this order):

Model #  
Top Material  
Finish/Color  
Edge Profile (if applicable)  
Base Color

#### Description

- Standard with: Decorative Metal Base and Adjustable Levelers
- Select Your Choice of TFL (T), Veneer (W), or Solid Surface (S) Top; [See Top and Base Color Options](#)

T = TFL W = Veneer S = Solid Surface

For ordering options, [see overview at the beginning of this section.](#)

Create a variety of looks from refined transitional to clean contemporary with an abundance of finishes and edge details. Madera features ultra violet finish for long lasting beauty in corporate environments, as well as a premium veneer option, which offers a grade of veneer exceeding the general commercial market standards.

### CONSTRUCTION

- Choose from premium veneer or select veneer on exposed surfaces in American Black Walnut, White Oak, Cherry, or Maple species
- Veneer tops are available in the 6 edge profiles and have a 5-ply balanced construction, 1 $\frac{3}{16}$ " thick, with hardwood rims
- High pressure laminate (HPL) tops have a 3-ply balanced construction, 1 $\frac{3}{16}$ " thick, with solid hardwood rims
- Grain direction runs left to right
- All units ship with heavy duty, adjustable leveling glides to ensure proper leveling and compensation for uneven floors
- Ships fully assembled

### HOW TO ORDER EXAMPLE

Model No.	Description	Example
14-1824ET	Top Material	W
	Finish	AW
	Edge Profile	X

### PREMIUM VENEER (PV) AND VENEER (W) OPTIONS

Veneer features UVAdvantage, an ultra-violet finish, on all exposed surfaces by utilizing roll-coat UV technology

AW	Artisan Walnut**	MW	Mahogany Walnut**
AS	Asian Night	MAS	Mesa Sunset*
CO	Columbian Walnut**	MTS	Metropolis Sky
DC	Dark Cherry**	ORW	Oak Riftwood*
DFW	Dark Forest Walnut**	PNW	Pinnacle Walnut
EW	Espresso**	SCH	Select Cherry**
FO	Fawn Oak*,**	SKC	Shaker Cherry**
GC	Golden Cherry**	SM	Sugar Maple
HW	Harvest Walnut**	WTA	Weathered Ash
HNW	Henna Walnut	WC	Williamsburg Cherry**
LW	Legacy Walnut**		

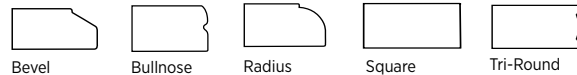
\* Finish is Low Sheen    \*\* Available in Premium Veneer (PV)

### HPL (P) LAMINATE OPTIONS

AS	Asian Night	PNW	Pinnacle Walnut
CO	Columbian Walnut	SCH	Select Cherry
EF	Espresso	SKC	Shaker Cherry
GC	Golden Cherry	SM	Sugar Maple
MW	Mahogany Walnut	WC	Williamsburg Cherry
ORW	Oak Riftwood	WTA	Weathered Ash

### TABLE EDGE PROFILE

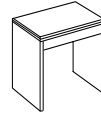
- B Bevel
- D Bullnose
- A Radius
- Y Square
- E Tri-Round



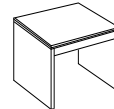
### CERTIFICATIONS & COMPLIANCE

- Intertek Sustainability Certified
- BIFMA level® Certified
- BIFMA Compliant® Certified
- TSCA Title VI (CARB) Compliance
- US Green Building's LEED® Contribution

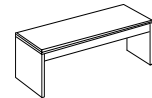
### STATEMENT OF LINE



End Table:  
14-1824ET  
([See Details](#))

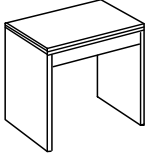


Lamp Table:  
14-2828LT  
([See Details](#))



Magazine Table:  
14-1847MT  
([See Details](#))

Item	Model No.		W	D	H	Ship Wt	Cubic Ft	List Price	
END TABLE	14-1824ET	Veneer or HPL	24	18	21 $\frac{1}{16}$	48	7.6	W/P\$	1319
		Premium Veneer						PV\$	1545



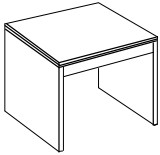
Must Specify (in this order):

Model  
 Premium or Standard Veneer  
 Chassis  
 Top Surface Material  
 Finish/Color  
 Edge Profile

**Description**

- Standard with: Left to Right Grain Direction on Worksurface, Vertical Grain Direction on Solid End Panels
- Available in Premium Veneer (PV) or Standard Veneer (W); [See Finish Options and Specify](#)
- Available with Veneer (PV/W) or HPL (P) Top; [See Color Options and Specify](#)
- Ships Assembled

LAMP TABLE	14-2828LT	Veneer or HPL	28	28	21 $\frac{1}{16}$	56	12.3	W/P\$	1708
		Premium Veneer						PV\$	2002



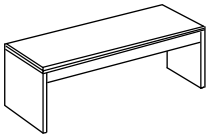
Must Specify (in this order):

Model  
 Premium or Standard Veneer  
 Chassis  
 Top Surface Material  
 Finish/Color  
 Edge Profile

**Description**

- Standard with: Left to Right Grain Direction on Worksurface, Vertical Grain Direction on Solid End Panels
- Available in Premium Veneer (PV) or Standard Veneer (W); [See Finish Options and Specify](#)
- Available with Veneer (PV/W) or HPL (P) Top; [See Color Options and Specify](#)
- Ships Assembled

MAGAZINE TABLE	14-1847MT	Veneer or HPL	47	18	15 $\frac{1}{16}$	75	9.9	W/P\$	1442
		Premium Veneer						PV\$	1688



Must Specify (in this order):

Model #  
 Surface Material  
 Finish/Color  
 Edge Profile

**Description**

- Standard with: Left to Right Grain Direction on Worksurface, Vertical Grain Direction on Solid End Panels
- Available in Premium Veneer (PV) or Standard Veneer (W); [See Finish Options and Specify](#)
- Available with Veneer (PV/W) or HPL (P) Top; [See Color Options and Specify](#)
- Ships Assembled



Bevel



Bullnose



Radius



Square



Tri-Round

P = HPL W = Veneer PV = Premium Veneer

For ordering options, [see overview at the beginning of this section.](#)

In partnership with Pledge, a UK-based company, we welcome Me, Myself & I.

With the growth of open and breakout areas in the working environments, Me, Myself & I provides a relaxed and collective seating and tables solution.

### CONSTRUCTION

- Exposed parts are manufactured using European Beech
- Joints are double-doweled or mortised and tenoned, screwed, and glued for maximum strength and durability
- Frames are individually hand assembled and sanded prior to being finished; Legs are 9¾"H on the rectangular table and 14"H on the square table
- Non-marring nylon glides included in each leg at floor level
- Tables have 1½" thick HPL surface with 1mm PVC edge band
- Square edge profile; Designer White, Sugar Maple, and Williamsburg Cherry feature ABS rims.
- Ships fully assembled

### HOW TO ORDER EXAMPLE

Model No.	Description	Example
MMIT-2	Leg Finish	BW
	Top Color	WH

### HPL (P) LAMINATE OPTIONS ON TABLES TOPS

#### WOODGRAIN

AS	Asian Night	PTK	Portico Teak
BW	Beigewood	RC	River Cherry
CO	Columbian Walnut	SCH	Select Cherry
EF	Espresso	SPW	Sepia Walnut
FLW	Florence Walnut	SKC	Shaker Cherry
GC	Golden Cherry	SBP	Smoky Brown Pear
KHE	Kirsche	TK	Studio Teak
MW	Mahogany Walnut	SM	Sugar Maple
MNR	Midnight Run	WTA	Weathered Ash
NTM	Natural Marrone	WNB	White Nebbia
ORW	Oak Riftwood	WC	Williamsburg Cherry
PNW	Pinnacle Walnut		

#### SOLID


BL	Black	FHG	Fashion Grey
WH	Designer White	SG	Slate Grey

### WOOD FINISHES AVAILABLE ON LEGS

AW	Artisan Walnut	MAS	Mesa Sunset*
AS	Asian Night	MTS	Metropolis Sky
BW	Beigewood*	MNR	Midnight Run
BL	Black	NTM	Natural Marrone*
CO	Columbian Walnut	ORW	Oak Riftwood*
DC	Dark Cherry	PNW	Pinnacle Walnut
DFW	Dark Forest Walnut*	PTK	Portico Teak*
WH	Designer White	RC	River Cherry*
EF	Espresso	SCH	Select Cherry
FO	Fawn Oak*	SPW	Sepia Walnut*
FLW	Florence Walnut*	SKC	Shaker Cherry
GC	Golden Cherry	SBP	Smoky Brown Pear*
HW	Harvest Walnut	TK	Studio Teak
HNW	Henna Walnut	SM	Sugar Maple
KHE	Kirsche	WTA	Weathered Ash*
LW	Legacy Walnut	WNB	White Nebbia
MW	Mahogany Walnut	WC	Williamsburg Cherry

\* Finish is Low Sheen

### TABLE EDGE PROFILE




Square

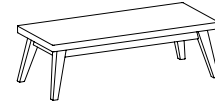
### CERTIFICATIONS & COMPLIANCE

- Intertek Sustainability Certified
- BIFMA level® Certified
- BIFMA Compliant® Certified
- TSCA Title VI (CARB) Compliance
- US Green Building's LEED® Contribution

### STATEMENT OF LINE

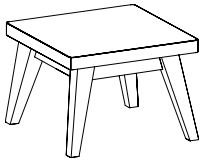


Square Table:  
MMIT-1  
[\(See Details\)](#)



Rectangle Table:  
MMIT-2  
[\(See Details\)](#)

Item	Model No.	W	D	H	Ship Wt	Cubic Ft	List Price
SQUARE TABLE	MMIT-1	22	22	16	31	10.8	\$ 979

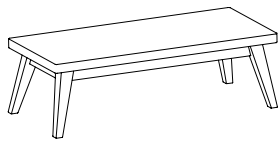

**Description**

- Features Square Edge Profile
- Available with Contrasting Top and Leg Color; [See Colors and Specify](#)

Must Specify (in this order):

Model #  
Leg Finish  
Top Color

RECTANGLE TABLE	MMIT-2	51	22	16	66	25.9	\$ 1334
-----------------	--------	----	----	----	----	------	---------


**Description**

- Features Square Edge Profile
- Available in Contrasting Surface and Leg Color; [See Colors and Specify](#)

Must Specify (in this order):

Model #  
Leg Finish  
Top Color



Square

For ordering options, [see overview at the beginning of this section.](#)

Crafted in American veneers, Phoenix's clean, transitional styling is at ease in both contemporary and traditional settings. It is a perfect choice for value-minded companies who want a sophisticated, yet uncomplicated, solution.

### CONSTRUCTION

- Veneers on exposed surfaces are select grade sliced American Black Walnut and Cherry, and are carefully selected and matched to assure proper balance and consistency
- Veneer tops are 5-ply balanced construction and 1 $\frac{1}{32}$ " thick. High pressure laminate (HPL) tops are 3-ply balanced construction and 1 $\frac{1}{32}$ " thick
- Grain direction runs left to right
- All units ship with heavy duty, adjustable leveling glides to ensure proper leveling and compensation for uneven floors
- Some assembly required

### HOW TO ORDER EXAMPLE

Model No.	Description	Example
21-1847MT	Top Material	P
	Finish	SKC

### VENEER (W) OPTIONS

Veneer features UVAdvantage, an ultra-violet finish, on all exposed surfaces by utilizing roll-coat UV technology. Apron rails and table legs use a multi-step, hand finished process with a catalyzed finish.

AW	Artisan Walnut	LW	Legacy Walnut
CO	Columbian Walnut	MW	Mahogany Walnut
DC	Dark Cherry	MTS	Metropolis Sky
DFW	Dark Forest Walnut	PNW	Pinnacle Walnut
EW	Espresso	SCH	Select Cherry
GC	Golden Cherry	SKC	Shaker Cherry
HW	Harvest Walnut	WC	Williamsburg Cherry
HNW	Henna Walnut		

### HPL (P) TOP OPTIONS

CO	Columbian Walnut	PNW	Pinnacle Walnut
EF	Espresso	SCH	Select Cherry
GC	Golden Cherry	SKC	Shaker Cherry
MW	Mahogany Walnut	WC	Williamsburg Cherry

### TABLE EDGE PROFILE

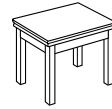


Phoenix

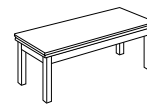
### CERTIFICATIONS & COMPLIANCE

- Intertek Sustainability Certified
- BIFMA level® Certified
- BIFMA Compliant® Certified
- TSCA Title VI (CARB) Compliance
- US Green Building's LEED® Contribution

### STATEMENT OF LINE

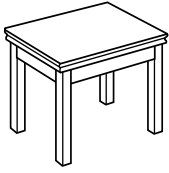


End Table:  
21-1824ET  
([See Details](#))



Magazine Table:  
21-1847MT  
([See Details](#))

Item	Model No.		W	D	H	Ship Wt	Cubic Ft	List Price
END TABLE	21-1824ET	HPL	18	24	22	25	2.0	P\$ 897
		Veneer						W\$ 947



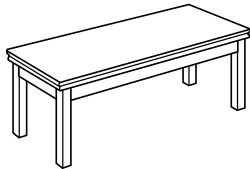
**Description**

- Available with Veneer (W) or HPL (P) Top, [See Color Options and Specify](#)
- Some Assembly Required

Must Specify (in this order):

- Model #
- Top Material
- Finish/Color

MAGAZINE TABLE	21-1847MT	HPL	47	18	16	42	3.4	P\$ 1169
		Veneer						W\$ 1277



**Description**

- Available with Veneer (W) or HPL (P) Top, [See Color Options and Specify](#)
- Some Assembly Required
- Optional 30" Leg; See Below

**Leg Option: Specify & Add**

30H-2SQ	30"H Legs					20	0.9	\$ 215
---------	-----------	--	--	--	--	----	-----	--------

Must Specify (in this order):

- Model #
- Top Material
- Finish/Color
- Leg



Phoenix

P = HPL W = Veneer


For ordering options, [see overview at the beginning of this section.](#)



Plush Lounge seamlessly brings together the endurance needed for commercial spaces with the relaxed comforts of home. Introducing a smart range of freestanding and modular seating components, along with coordinating tables, that provide the flexibility and comfort needed in today's ever-changing environments.

**CONSTRUCTION**

- Exposed wood parts are kiln-dried hardwoods, selected from the highest grades of plain sliced hardwood veneers and are free of spirits, discoloration, pits, shakes, and wormholes
- Joints are mortised and tenoned, screwed, and glued for maximum strength and durability
- Maple Wood Legs are 2"Wx2½Dx6"H; Metal Legs are 2"Wx2"Dx6"H
- Non-marring adjustable nylon glides included at floor level
- Table tops are ¾" thick and feature a vertical square profiled edge



- Ships fully assembled

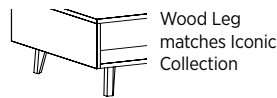
**HOW TO ORDER EXAMPLES**

TABLE		
620-2445CT	Top Material	W
	Finish/Color	ORW
	Cabinet Accent	CASG
	Leg	PLALUM
	Leg Finish	-
	Power Location	C
	Power	01-DUOBEZELS

**TABLE LEG OPTIONS**

Plush cocktail table comes standard with Black or Aluminum Metal legs. Optional Wood Leg matches our Iconic Caseloads Collection. Must Specify Leg and Color.

PLBLK	Black Metal Leg	STD
PLALUM	Aluminum Metal Leg	STD
ICON	Wood Leg ( <i>Matches the Iconic Collection</i> )	\$ 316



**LEG WOOD FINISHES**

Indiana Furniture uses a multi-step, hand finishing process on all exposed wood. Table legs feature a catalyzed varnish finish which offers durability, lasting beauty, and resistance to normal wear.

AW	Artisan Walnut	MAS	Mesa Sunset*
AS	Asian Night	MTS	Metropolis Sky
BW	Beigewood*	MNR	Midnight Run
BL	Black	NTM	Natural Marrone*
CO	Columbian Walnut	ORW	Oak Riftwood*
DC	Dark Cherry	PNW	Pinnacle Walnut
DFW	Dark Forest Walnut*	PTK	Portico Teak*
WH	Designer White	RC	River Cherry*
EF	Espresso	SCH	Select Cherry
FO	Fawn Oak*	SPW	Sepia Walnut*
FLW	Florence Walnut*	SKC	Shaker Cherry
GC	Golden Cherry	SBP	Smoky Brown Pear*
HW	Harvest Walnut	TK	Studio Teak
HNW	Henna Walnut	SM	Sugar Maple
KHE	Kirsche	WTA	Weathered Ash*
LW	Legacy Walnut	WNB	White Nebbia
MW	Mahogany Walnut	WC	Williamsburg Cherry

\*Finish is Low Sheen

**VENEER TABLES WITH VENEER (W) OR HPL (P) TOP OPTIONS**

Veneer tables feature UVAdvantage, an ultra-violet finish, on all exposed surfaces by utilizing roll-coat UV technology.

Veneer tables available with Veneer (W) or HPL (P) Top. Must specify Top Material and Finish Color. Tables are available with contrasting chassis and leg colors.

AW	Artisan Walnut	MW	Mahogany Walnut^
AS	Asian Night^	MAS	Mesa Sunset*
CO	Columbian Walnut^	MTS	Metropolis Sky
DC	Dark Cherry	ORW	Oak Riftwood*^
DFW	Dark Forest Walnut	PNW	Pinnacle Walnut^
EF	Espresso^	SCH	Select Cherry^
FO	Fawn Oak*	SKC	Shaker Cherry^
GC	Golden Cherry^	SM	Sugar Maple^
HW	Harvest Walnut	WTA	Weathered Ash*^
HNW	Henna Walnut	WC	Williamsburg Cherry^
LW	Legacy Walnut		

\*Finish is Low Sheen

^HPL Color Options with Veneer Tables

### TFL TABLES WITH TFL (T) OR HPL (P) TOP OPTIONS

TFL tables available with TFL (T) or HPL (P) Top. Must specify Top Material and Color.

#### WOODGRAIN

AS	Asian Night	PTK	Portico Teak
BW	Beigewood	RC	River Cherry
CO	Columbian Walnut	SKC	Shaker Cherry
EF	Espresso	SPW	Sepia Walnut
FLW	Florence Walnut	SBP	Smoky Brown Pear
KHE	Kirsche	TK	Studio Teak
MNR	Midnight Run	SM	Sugar Maple
NTM	Natural Marrone	WTA	Weathered Ash
ORW	Oak Riftwood	WNB	White Nebbia
PNW	Pinnacle Walnut	WC	Williamsburg Cherry

#### SOLID

BL	Black	WH	Designer White
----	-------	----	----------------

### INTERIOR CABINET TABLE ACCENT HPL (P) OPTIONS





Select Veneer tables feature an optional interior HPL accent color. See specific veneer tables for details.

CABL	Black	CAFK	First Kiss
CABSH	Blush	CASG	Slate Grey
CAWH	Designer White	CASV	Summer Vacation
CAENL	Enamel	CASUS	Surfin USA
CAFHG	Fashion Grey		

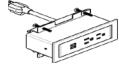



### TABLE POWER OPTIONS

**Power Options + Locations:** Specify the grommet, power, and location.

Grommet	<i>Specify</i>		\$ 50
Black	GBR60		
Silver	GSR60		
Additional Power and Grommet Accessories, See <a href="#">Plush seating</a> section			
D150 Wireless Charger			\$ 391
Wireless & Three (3) USB Ports			
Black	01-DOCK150B		
White	01-DOCK150W		
D950 Wireless & USB Charger			\$ 256
Wireless Charging			
Black	01-DOCK950B		
White	01-DOCK950W		
ECA Cove			\$ 942
One (1) Electrical Power and Two (2) USB Outlets			
Black	01-COVIUBL		
Silver	01-COVIUAL		

### TABLE POWER OPTIONS CONTINUE


DUOBEZEL			\$ 652
Two (2) Electrical Power and Two (2) USB Outlets			
Black	01-DUOBEZELB		
White	01-DUOBEZELS		
Silver	01-DUOBEZELW		

TRIOBEZEL			\$ 700
Three (3) Electrical Power, Two (2) USB Outlets, and One (1) Open Data Port			
Black	01-TRIOBEZELB		
White	01-TRIOBEZELS		
Silver	01-TRIOBEZELW		

#### Open Port Options for TRIOBEZEL

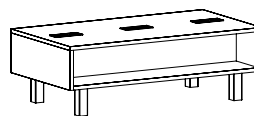
VGA Date Port	01-LCOMVGA	\$ 117
HDMI Data Port (Open Market Only)	01-LCOMHDMI	\$ 160
RJ45 Data Port	01-LCOMRJ45	\$ 76

DPORT4			\$ 1056
Two (2) USB Outlets, and Two (2) Open Data Port			

Aluminum	01-DPORT4A		
Black	01-DPORT4B		
<i>Port Options for DPORTS</i>			
USB Port	01-USBPORT	\$ 156	
Voice Coupler	01-VOICE1	\$ 71	
Data Port	01-RJ4DATA	\$ 161	

### TABLE POWER LOCATIONS

NONE	None	LC	Left and Centered
C	Centered	RC	Right and Centered
R	Right	LR	Left and Right
L	Left	LCR	Left, Right and Centered



L/R: 6" from ends and 12" from front

C: 22½" from ends and 12" from front

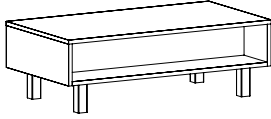
*All power options available in Left, Right and Center.*

Cocktail Table Shown with Metal Leg and Three TRIOBEZEL on Left and Right and Center

### CERTIFICATIONS & COMPLIANCE

- CAL 117-2013 Compliance
- Intertek Sustainability Certified
- BIFMA level® Certified
- BIFMA Compliant® Certified
- TSCA Title VI (CARB) Compliance
- US Green Building's LEED® Contribution

Item	Model No.		W	D	H	Ship Wt	Cubic Ft	List Price	
COCKTAIL TABLE	620-2445CT	Veneer/HPL	45	24	15	77	9.4	W/P\$	2096
		Veneer Chassis							
	620-2445CTT	TFL	45	24	15	77	9.4	T\$	1280
		TFL Chassis						P\$	1398



Shown with Metal Leg

Must Specify (in this order):

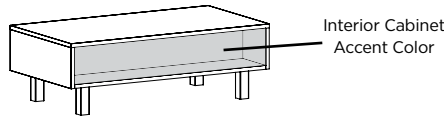
- Model #
- Top Material
- Finish/Color
- Cabinet Accent Color (Veneer Only)
- Leg
- Leg Finish/Color
- Power Location
- Power

**Description**

- Standard with: Metal Legs
- Chassis Available in Veneer (W) or TFL (T); See [Veneer Finishes](#) and [TFL Color Options](#) and Specify
- Top Available with Veneer (W), TFL (T) or HPL (P), See [Veneer/HPL Finishes](#) and [TFL/HPL Color Options](#) and Specify
- Primary Finish and Wood Legs Available in Contrasting Finish Colors
- 9"D Cubby Area on Both Sides of the Table
- Optional Cabinet Interior Accent Color Available on Veneer Tables Only; [See Color Options and Specify](#)
- See [Leg Options](#) and [Power Options](#)

**Veneer Table Cabinet Accent Option: Specify Color & Add**

Interior Cabinet Table Accent Color	Available on Veneer Tables Only;	\$ 185
<a href="#">See Color Options and Specify</a>		



Plush



In partnership with Pledge, a UK-based company, we welcome Spirit.

Spirit has a refined and inviting form, and capitalizes on versatility and comfort. Complete your waiting area, welcoming lobby, or office space with Spirit tables.

**CONSTRUCTION**

- Non-marring nylon glides included in each leg at floor level
- Tables have 1" TFL or 1½" HPL surface thickness with 1mm PVC edge band and Square edge profile; Designer White, Sugar Maple, and Williamsburg Cherry feature ABS rims
- Bases are comprised of bent wire frames or hardwood legs securely attached to a metal substructure.
- Black or Aluminum Powder Coat, and Chrome wireframes
- Ships fully assembled

**HOW TO ORDER EXAMPLE**

Model No.	Description	Example
ST11C	Top Color	WTA
	Base	STWFA

**TFL (T) AND HPL (P) LAMINATE TABLE OPTIONS**

**WOODGRAIN**

AS	Asian Night	PNW	Pinnacle Walnut
BW	Beigewood	PTK	Portico Teak
CO	Columbian Walnut	RC	River Cherry
EF	Espresso	SCH	Select Cherry^
FLW	Florence Walnut	SPW	Sepia Walnut
GC	Golden Cherry^	SKC	Shaker Cherry
KHE	Kirsche	SBP	Smoky Brown Pear
MW	Mahogany Walnut^	TK	Studio Teak
MNR	Midnight Run	SM	Sugar Maple
NTM	Natural Marrone	WTA	Weathered Ash
ORW	Oak Riftwood	WNB	White Nebbia
		WC	Williamsburg Cherry

^ HPL Only

**SOLID**

BL	Black	FHG	Fashion Grey
WH	Designer White	SG	Slate Grey

**TABLE BASE OPTIONS**

*Not all bases are available on each model. Check availability on pricing pages.*

STWFA	Wireframe, Aluminum	N/C
STWFB	Wireframe, Black	N/C
STWFC	Wireframe, Chrome	\$ 57
SLBO	4-Star Wood Base, Blonde Oak	N/C
SLSPW	4-Star Wood Base, Spiced Walnut	N/C

**TABLE EDGE PROFILE**



Square

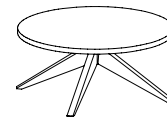
**CERTIFICATIONS & COMPLIANCE**

- Intertek Sustainability Certified
- BIFMA level® Certified
- BIFMA Compliant® Certified
- TSCA Title VI (CARB) Compliance
- US Green Building's LEED® Contribution

**STATEMENT OF LINE**

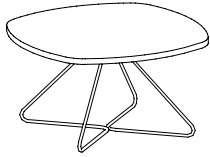


Spirit Table:  
ST11C: TFL  
ST11CH: HPL  
[\(See Below\)](#)



Spirit Round Table:  
SLT-1W: TFL  
SLT-1WH: HPL  
[\(See Below\)](#)

Item	Model No.		W	D	H	Ship Wt	Cubic Ft	List Price	
SPIRIT TABLE	ST11C	TFL	27	27	17	31	11.4	T\$	821
	ST11CH	HPL	27	27	17	31	11.4	P\$	991



Must Specify (in this order):

- Model #
- Top Color
- Base Color

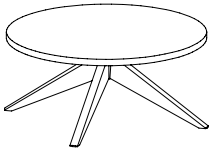
**Description**

- Standard with: 1" TFL Top or 1½" HPL Top ([See Top Colors and Specify](#)) and Wireframe Base (See Below)
- Features Square Edge Profile

**Leg Option: Specify & Add**

STWFA	Wireframe, Aluminum	N/C
STWFB	Wireframe, Black	N/C
STWFC	Wireframe, Chrome	\$ 57

SPIRIT ROUND TABLE	SLT-1W	TFL	31½	31½	14½	31	11.4	T\$	1447
	SLT-1WH	HPL	31½	31½	14½	31	11.4	P\$	1604



Must Specify (in this order):

- Model #
- Top Color
- Base Color

**Description**

- Standard with: 1" TFL Top or 1½" HPL Top ([See Top Colors and Specify](#)) and 4-Star Swivel Wood Base (Select Blonde Oak or Spiced Walnut)
- Features Square Edge Profile















































Square

T = TFL P = HPL

For ordering options, [see overview at the beginning of this section.](#)



# Surface Materials

## Wood Finishes and Woodgrain, Solid, and 3D Laminates







						
<b>White Nebbia (WNB)</b> TFL, HPL, Seating	<b>Beigewood (BW)</b> TFL, HPL, Seating*	<b>Sugar Maple (SM)</b> Veneer, TFL, HPL, Seating	<b>Oak Riftwood (ORW)</b> Veneer*, TFL, HPL, Seating*	<b>Kirsche (KHE)</b> TFL, HPL, Seating	<b>Fawn Oak (FO)</b> Veneer*, Seating*	
						
<b>River Cherry (RC)</b> TFL, HPL, Seating*	<b>Mesa Sunset (MAS)</b> Veneer*, Seating*	<b>Natural Marrone (NTM)</b> TFL, HPL, Seating*	<b>Studio Teak (TK)</b> TFL, HPL, Seating	<b>Pinnacle Walnut (PNW)</b> Veneer, TFL, HPL, Seating	<b>Golden Cherry (GC)</b> Veneer, HPL, Seating	
						
<b>Legacy Walnut (LW)</b> Veneer, Seating	<b>Artisan Walnut (AW)</b> Veneer, Seating	<b>Shaker Cherry (SKC)</b> Veneer, TFL, HPL, Seating	<b>Select Cherry (SCH)</b> Veneer, HPL, Seating	<b>Williamsburg Cherry (WC)</b> Veneer, TFL, HPL, Seating	<b>Harvest Walnut (HW)</b> Veneer, Seating	
						
<b>Dark Cherry (DC)</b> Veneer, Seating	<b>Mahogany Walnut (MW)</b> Veneer, HPL, Seating	<b>Henna Walnut (HNW)</b> Veneer, Seating	<b>Columbian Walnut (CO)</b> Veneer, TFL, HPL, Seating	<b>Sepia Walnut (SPW)</b> TFL, HPL, Seating*	<b>Florence Walnut (FLW)</b> TFL, HPL, Seating*	
						
<b>Dark Forest Walnut (DFW)</b> Veneer, Seating*	<b>Espresso (EW/EF)</b> Veneer, TFL, HPL, Seating	<b>Portico Teak (PTK)</b> TFL, HPL, Seating*	<b>Weathered Ash (WTA)</b> Veneer*, TFL, HPL, Seating*	<b>Smoky Brown Pear (SBP)</b> TFL, HPL, Seating*	<b>Asian Night (AS)</b> Veneer, TFL, HPL, Seating	
						
<b>Midnight Run (MNR)</b> TFL, HPL, Seating	<b>Metropolis Sky (MTS)</b> Veneer, Seating					
						
<b>Designer White (WH)</b> TFL, HPL, Seating	<b>Fashion Grey (FHG)</b> TFL, HPL	<b>Slate Grey (SG)</b> TFL, HPL	<b>Black (BL)</b> TFL, HPL, Seating	<b>Matte White (WH3)</b> 3D Laminate (Iconic Only)	<b>Concrete (CR3)</b> 3D Laminate (Iconic Only)	<b>Matte Black (BL3)</b> 3D Laminate (Iconic Only)
						
<b>Enamel (ENL)</b> HPL Accent (Iconic Only)	<b>Blush (BSH)</b> HPL Accent (Iconic Only)	<b>First Kiss (FK)</b> HPL Accent (Iconic Only)	<b>Surfin USA (SUS)</b> HPL Accent (Iconic Only)	<b>Summer Vacation (SV)</b> HPL Accent (Iconic Only)		

\* Finish is Low Sheen







## Frosted & High Gloss Acrylics

				
<b>Frosted (FSTA)</b>	<b>White (WHA)</b>	<b>Wired Mercury (WMA)</b>	<b>Graphite (GPA)</b>	<b>Black (BLA)</b>

## Solid Surfaces

					
<b>Snow White (SNW)</b>	<b>Pebble Beach (PE)</b>	<b>Sedona (SE)</b>	<b>Arroyo (AR)</b>	<b>Tundra (TN)</b>	<b>Starry Night (SN)</b>

## Metal Options

					
<b>Oyster White (OYST)</b>	<b>Sugar Cookie (SUGC)</b>	<b>Aluminum (ALUM)</b>	<b>Chrome (CHRM)</b>	<b>Mist (MIST)</b>	<b>Black (BLK)</b>

Colors represented are high-resolution reproductions and may vary slightly from the actual product. To order samples, please contact our Customer Service team or order online at [www.indianafurniture.com](http://www.indianafurniture.com). Graining and finish colors may vary yet will continue to complement, across Veneer, HPL, TFL, and Seating products due to the inherent differences of these materials.

# Indiana<sup>®</sup>

FURNITURE

1919 Hospitality Dr., Ste. A  
PO Box 270  
Jasper, Indiana 47547-0270

Tel 812.482.5727

Toll 800.422.5727

Fax 812.482.9035

[sales@indianafurniture.com](mailto:sales@indianafurniture.com)

[www.indianafurniture.com](http://www.indianafurniture.com)

**Federal Classification: Small Business**

©2023 Indiana Furniture 11/23

