



# SEATING+ OCC TABLES

PRICING EFFECTIVE AUGUST 1, 2022

Indiana  
FURNITURE

Being over a century old hasn't slowed us down! Sure, we are still the reliable, ethical company that was born in southern Indiana, steeped in quality, craftsmanship, and service. But have you seen our latest introductions? We are making a splash with design and challenging the concept of modern offices. Go ahead. Take a look. You know you want to.

## Our Pledge to People + Our Planet.

We've been making wood furniture longer than just about anyone...and we want to be doing so for a long time to come. That's a large part of why we take a stewardship approach to our resources. We believe that environmental sustainability and business profits need not be mutually exclusive. They can and should exist side by side in a mutually beneficial relationship. And for more than a century, we've been showing how it's done.

We've proven our commitment to a sustainable future by supporting the standards and programs that protect our home planet and human health. Whether it's local sourcing, reducing contaminants, implementing wellness and safety programs, or diverting waste from landfills, social responsibility is a part of every decision we make at Indiana Furniture.

One of the surest ways to reduce our impact on the planet is to make and buy things that last. And this one's a natural for us. Our products are made with craftsmanship and attention to detail that are a part of our more than a century-long legacy in wood manufacturing. And our products are backed by our 12-year warranty, which facilitates maintenance, servicing and reassembly.

All of our product lines:

- Are manufactured and assembled in the USA,
- Meet or exceed Indoor Air quality standards\*,
- Meet or exceed BIFMA level® Sustainability standards and certification\*,
- Conform to the BIFMA Compliance standards\*,
- Comply with TSCA Title VI (CARB) standards,
- and can contribute to U.S. Green Building's LEED Program.

To learn more, simply go to [www.IndianaFurniture.com/resources](http://www.IndianaFurniture.com/resources).



## Ease of Specification

Whether you're looking to specify your office spaces or simply to visualize them in the options and surface materials you are desiring, we make it easy. You can find the entire Indiana Furniture portfolio on the following third-party, space-planning platforms.



\* Recently launched or new products may still be in testing; Cush Pillows is currently not BIFMA Compliant due to no available compliance test.

Alluring curves, optional tufted craftsmanship, intricate wood detailing, and precisely placed trim nails make Amery a showpiece of fine traditional design. Swivels feature swivel-tilt control with pneumatic height adjustment. Solid hardwood frames provide for a smooth and radiant finish.

| CONSTRUCTION  |  |  |
|---|--|--|
| <ul style="list-style-type: none"><li>Exposed wood components are manufactured using select maple and are free of spirits, discoloration, pits, shakes, and wormholes</li><li>All chair joints are double-doweled or mortised and tenoned, screwed, and glued for maximum strength and durability</li><li>All seats feature corner blocking</li><li>Frames are individually hand assembled and sanded prior to being finished</li><li>Non-marring nylon glides included in each leg at floor level</li><li>If applicable, caster options include hooded casters available in black, brass and silver or choose black soft casters for hard surfaces</li><li>High Grade Polyurethane Foam, 1½" thick in the seat and back</li><li>Textiles are sewn with double stitch seams</li><li>High quality sinuous springs with weight distribution rods ensure a comfortable seating application</li><li>Ships fully assembled</li></ul> |  |  |

| HOW TO ORDER EXAMPLE |              |                      |
|----------------------|--------------|----------------------|
| Model No.            | Description  | Example              |
| 154TB                | Finish       | LW                   |
|                      | Upholstery   | Cortina Caprone Snow |
|                      | Nail Trim    | NABRS                |
|                      | Control      | STD                  |
|                      | Caster       | BRCS                 |
|                      | Glide Option | -                    |

| WOOD FINISHES   |                     |     |                     |
|---|---------------------|-----|---------------------|
| Indiana Furniture uses a multi-step, hand finishing process on all exposed wood frames.                           |                     |     |                     |
| Chairs feature a catalyzed varnish finish which offers durability, lasting beauty, and resistance to normal wear. |                     |     |                     |
| AW  | Artisan Walnut      | MW  | Mahogany Walnut     |
| AS  | Asian Night         | MO  | Medium Oak*         |
| BW  | Beigewood*          | ORW | Oak Riftwood*       |
| BL  | Black               | PNW | Pinnacle Walnut     |
| CO  | Columbian Walnut    | SCH | Select Cherry       |
| DC  | Dark Cherry         | SKC | Shaker Cherry       |
| DFW   | Dark Forest Walnut* | SBP | Smoky Brown Pear*   |
| WH  | Designer White      | TK  | Studio Teak         |
| EF  | Espresso            | SM  | Sugar Maple         |
| FO  | Fawn Oak*           | SW  | Sunglow Walnut      |
| GC  | Golden Cherry       | TT  | Tavern Teak*        |
| HVM   | Harvest Maple*      | WTA | Weathered Ash*      |
| HW  | Harvest Walnut      | WC  | Williamsburg Cherry |
| LW  | Legacy Walnut       |     |                     |

\* Finish is Low Sheen


| UPHOLSTERY OPTIONS   |  |    |     |
|--|--|----|-----|
| Available in single upholstery in a wide variety of graded-in or contract options, including fabric, vinyl, and leather.   |  |    |     |
| NAIL TRIM OPTIONS  |  |    |     |
| NABRS  | Brass Nail Trim                            |    | Std |
| NSLVR  | Silver Nail Trim                           | \$ | N/C |
| NONT   | No Nail Trim                               | \$ | N/C |
| CONTROL OPTIONS (IF APPLICABLE)  |  |    |     |
| STD  | Swivel-Tilt with Adjustable Tension Spring |    | Std |
| KT   | Knee-Tilt Control                          | \$ | 281 |
| CASTER OPTIONS (IF APPLICABLE)   |  |    |     |
| BRCS   | Brass Hooded Casters                       |    | Std |
| BLCS   | Black Hooded Casters                       | \$ | N/C |
| SLCS   | Silver Hooded Casters                      | \$ | N/C |
| BHC  | Black Soft Caster for Hard Surfaces        | \$ | N/C |
| GLIDE OPTIONS (FOR MODELS WITHOUT CASTERS)   |  |    |     |
| STD  | Nylon Glides                               |    | Std |
| FELT   | Felt Glides                                | \$ | N/C |
| CERTIFICATIONS & COMPLIANCE  |  |    |     |
| <ul style="list-style-type: none"><li>CAL 117-2013 Compliance</li><li>Intertek Sustainability Certified</li><li>BIFMA level® Certified</li><li>BIFMA Compliant® Certified</li><li>TSCA Title VI (CARB) Compliance</li><li>US Green Building's LEED® Contribution</li></ul> |  |    |     |




Tufted High Back  
Swivel: 154TB  
[\(See Details\)](#)



Tufted Mid  
Back Swivel: 152TB  
[\(See Details\)](#)



Tufted High  
Back Guest: 155TB  
[\(See Details\)](#)



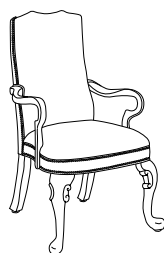
Tufted Mid  
Back Guest: 156TB  
[\(See Details\)](#)




High  
Back Swivel: 154  
[\(See Details\)](#)



Mid  
Back Swivel: 152  
[\(See Details\)](#)



High  
Back Guest: 155  
[\(See Details\)](#)



Mid  
Back Guest: 156  
[\(See Details\)](#)



| Item                    | Model No. | Chair Width | Chair Depth | Chair Height | Seat Width | Seat Depth | Seat Height | Arm Height | Ship Wt | Cubic Ft |
|-------------------------|-----------|-------------|-------------|--------------|------------|------------|-------------|------------|---------|----------|
| TUFTED HIGH BACK SWIVEL | 154TB     | 26½         | 28½         | 41-45        | 20½        | 17         | 19-22½      | 26-30      | 62      | 25.3     |



Must Specify (in this order):  
Model #  
Finish  
Upholstery  
Nail Trim  
Control  
Caster

**Description**

- Standard with: Swivel Tilt Control with Adjustable Tension, Pneumatic Height Adjustment, Tufted Back, Brass Nail Trim, 5-Star Base with Decorative Hardwood Caps, and Brass Hooded Dual Wheel Casters
- Optional Silver Trim and Black Soft Casters or Black or Silver Hooded Casters
- Knee-Tilt Control Option

| List Price/Grade  | Yards | COM/1   | 2    | 3    | 4    | 5    | 6    | 7    | 8    | 9    | 10   | L1   | L2   |
|-------------------|-------|---------|------|------|------|------|------|------|------|------|------|------|------|
| Single Upholstery | 3.75  | \$ 2964 | 3148 | 3302 | 3452 | 3680 | 3913 | 4247 | 4588 | 4993 | 5454 | 4127 | 4622 |

|                        |       |     |     |       |     |    |        |       |    |      |
|------------------------|-------|-----|-----|-------|-----|----|--------|-------|----|------|
| TUFTED MID BACK SWIVEL | 152TB | 26½ | 28½ | 37-41 | 20½ | 17 | 19-22½ | 26-30 | 52 | 23.2 |
|------------------------|-------|-----|-----|-------|-----|----|--------|-------|----|------|



Must Specify (in this order):  
Model #  
Finish  
Upholstery  
Nail Trim  
Control  
Caster

**Description**

- Standard with: Swivel Tilt Control with Adjustable Tension, Pneumatic Height Adjustment, Tufted Back, Brass Nail Trim, 5-Star Base with Decorative Hardwood Caps, and Brass Hooded Dual Wheel Casters
- Optional Silver Trim and Black Soft Casters or Black or Silver Hooded Casters
- Knee-Tilt Control Option

| List Price/Grade  | Yards | COM/1   | 2    | 3    | 4    | 5    | 6    | 7    | 8    | 9    | 10   | L1   | L2   |
|-------------------|-------|---------|------|------|------|------|------|------|------|------|------|------|------|
| Single Upholstery | 3.25  | \$ 2880 | 3039 | 3173 | 3303 | 3501 | 3702 | 3992 | 4287 | 4638 | 5038 | 3888 | 4317 |

|                        |       |     |     |     |     |    |     |     |    |      |
|------------------------|-------|-----|-----|-----|-----|----|-----|-----|----|------|
| TUFTED HIGH BACK GUEST | 155TB | 26½ | 29½ | 41½ | 20½ | 17 | 18½ | 27¼ | 42 | 26.5 |
|------------------------|-------|-----|-----|-----|-----|----|-----|-----|----|------|



Must Specify (in this order):  
Model #  
Finish  
Upholstery  
Nail Trim  
Glide

**Description**

- Standard with: Tufted Back, Brass Nail Trim, and Nylon Glides
- Optional Silver Trim

| List Price/Grade  | Yards | COM/1   | 2    | 3    | 4    | 5    | 6    | 7    | 8    | 9    | 10   | L1   | L2   |
|-------------------|-------|---------|------|------|------|------|------|------|------|------|------|------|------|
| Single Upholstery | 3.75  | \$ 2445 | 2629 | 2783 | 2933 | 3161 | 3394 | 3728 | 4069 | 4474 | 4935 | 3608 | 4103 |

|                       |       |     |     |     |     |    |     |     |    |      |
|-----------------------|-------|-----|-----|-----|-----|----|-----|-----|----|------|
| TUFTED MID BACK GUEST | 156TB | 26½ | 29½ | 35½ | 20½ | 17 | 18½ | 27¼ | 32 | 20.7 |
|-----------------------|-------|-----|-----|-----|-----|----|-----|-----|----|------|



Must Specify (in this order):  
Model #  
Finish  
Upholstery  
Nail Trim  
Glide

**Description**

- Standard with: Tufted Back, Brass Nail Trim, and Nylon Glides
- Optional Silver Trim

| List Price/Grade  | Yards | COM/1   | 2    | 3    | 4    | 5    | 6    | 7    | 8    | 9    | 10   | L1   | L2   |
|-------------------|-------|---------|------|------|------|------|------|------|------|------|------|------|------|
| Single Upholstery | 3.25  | \$ 2316 | 2475 | 2609 | 2739 | 2937 | 3138 | 3428 | 3723 | 4074 | 4474 | 3324 | 3753 |

For ordering options, [see overview at the beginning of this section.](#)

| Item             | Model No. | Chair Width | Chair Depth | Chair Height | Seat Width | Seat Depth | Seat Height | Arm Height | Ship Wt | Cubic Ft |
|------------------|-----------|-------------|-------------|--------------|------------|------------|-------------|------------|---------|----------|
| HIGH BACK SWIVEL | 154       | 26½         | 28½         | 41-45        | 20½        | 17         | 19-22½      | 26-30      | 62      | 25.3     |



Must Specify (in this order):

Model #  
Finish  
Upholstery  
Nail Trim  
Control  
Caster

### Description

- Standard with: Swivel Tilt Control with Adjustable Tension, Pneumatic Height Adjustment, Brass Nail Trim, 5-Star Base with Decorative Hardwood Caps, and Brass Hooded Dual Wheel Casters
- Optional Silver Trim and Black Soft Casters or Black or Silver Hooded Casters
- Knee-Tilt Control Option

| List Price/Grade  | Yards | COM/1   | 2    | 3    | 4    | 5    | 6    | 7    | 8    | 9    | 10   | L1   | L2   |
|-------------------|-------|---------|------|------|------|------|------|------|------|------|------|------|------|
| Single Upholstery | 2.50  | \$ 2758 | 2881 | 2983 | 3083 | 3236 | 3391 | 3613 | 3841 | 4111 | 4418 | 3533 | 3863 |

|                 |     |     |     |       |     |    |        |       |    |      |
|-----------------|-----|-----|-----|-------|-----|----|--------|-------|----|------|
| MID BACK SWIVEL | 152 | 26½ | 28½ | 37-41 | 20½ | 17 | 19-22½ | 26-30 | 52 | 23.2 |
|-----------------|-----|-----|-----|-------|-----|----|--------|-------|----|------|



Must Specify (in this order):


Model #  
Finish  
Upholstery  
Nail Trim  
Control  
Caster

### Description

- Standard with: Swivel Tilt Control with Adjustable Tension, Pneumatic Height Adjustment, Brass Nail Trim, 5-Star Base with Decorative Hardwood Caps, and Brass Hooded Dual Wheel Casters
- Optional Silver Trim and Black Soft Casters or Black or Silver Hooded Casters
- Knee-Tilt Control Option

| List Price/Grade  | Yards | COM/1   | 2    | 3    | 4    | 5    | 6    | 7    | 8    | 9    | 10   | L1   | L2   |
|-------------------|-------|---------|------|------|------|------|------|------|------|------|------|------|------|
| Single Upholstery | 2.50  | \$ 2640 | 2763 | 2865 | 2965 | 3118 | 3273 | 3495 | 3723 | 3993 | 4300 | 3415 | 3745 |

|                 |     |     |     |     |     |    |     |     |    |      |
|-----------------|-----|-----|-----|-----|-----|----|-----|-----|----|------|
| HIGH BACK GUEST | 155 | 26½ | 29½ | 41½ | 20½ | 17 | 18½ | 27¼ | 42 | 26.5 |
|-----------------|-----|-----|-----|-----|-----|----|-----|-----|----|------|



Must Specify (in this order):

Model #  
Finish  
Upholstery  
Nail Trim  
Glide

### Description

- Standard with: Brass Nail Trim
- Optional Silver Trim

| List Price/Grade  | Yards | COM/1   | 2    | 3    | 4    | 5    | 6    | 7    | 8    | 9    | 10   | L1   | L2   |
|-------------------|-------|---------|------|------|------|------|------|------|------|------|------|------|------|
| Single Upholstery | 2.50  | \$ 2286 | 2409 | 2511 | 2611 | 2764 | 2919 | 3141 | 3369 | 3639 | 3946 | 3061 | 3391 |

|                |     |     |     |     |     |    |     |     |    |      |
|----------------|-----|-----|-----|-----|-----|----|-----|-----|----|------|
| MID BACK GUEST | 156 | 26½ | 29½ | 35½ | 20½ | 17 | 18½ | 27¼ | 32 | 20.7 |
|----------------|-----|-----|-----|-----|-----|----|-----|-----|----|------|



Must Specify (in this order):

Model #  
Finish  
Upholstery  
Nail Trim  
Glide

### Description

- Standard with: Brass Nail Trim
- Optional Silver Trim

| List Price/Grade  | Yards | COM/1   | 2    | 3    | 4    | 5    | 6    | 7    | 8    | 9    | 10   | L1   | L2   |
|-------------------|-------|---------|------|------|------|------|------|------|------|------|------|------|------|
| Single Upholstery | 2.50  | \$ 2131 | 2254 | 2356 | 2456 | 2609 | 2764 | 2986 | 3214 | 3484 | 3791 | 2906 | 3236 |

For ordering options, [see overview at the beginning of this section.](#)

From lounge areas to private offices to conference settings, the Bailey Collection can make a statement. Single seat chairs are available with a pedestal base, swivel base with casters, and four leg base. Two seat settees and three seat sofas are available in straight or angled frames to stimulate the conversation. Bailey tables are offered in a wide range of veneers and laminates with two edge profiles, while seating options are available in contrasting upholstery. The stylish ottoman finishes out the collection.

### CONSTRUCTION

- High Grade Polyurethane Foam, 2¼" thick in the seat and 1 - 1¼" in the tapered back
- Bases for both seating and tables are manufactured using steel frames with a chrome finish
- The wood veneer tops are made of select grade sliced Black Walnut, Cherry, Maple, or composite veneers for maximum grain and color consistency
- Veneer tops are ¾" with 1mm veneer edge bands
- Laminate tops are ¾" with 1mm PVC edge bands
- Chairs and tables ship fully assembled

### HOW TO ORDER EXAMPLE

#### SWIVEL, GUEST, AND LOUNGE

| Model No. | Description        | Example                     |
|-----------|--------------------|-----------------------------|
| 728       | Primary Upholstery | CF Stinson Rivera Earl Grey |
|           | Accent Upholstery  | CF Stinson Passport Ghost   |
|           | Casters            | CASTC                       |

#### TABLES

| Model No.  | Description | Example |
|------------|-------------|---------|
| 720-3030SQ | Finish      | TK      |

### UPHOLSTERY OPTIONS

Available in single or contrasting upholstery in a wide variety of graded-in or contract options, including fabric, vinyl, and leather. Due to the angular design, stripes and patterns are not recommended.

#### Single Upholstery



#### Contrasting Upholstery



### CASTERS/GLIDES (FOR SWIVEL CHAIR)

|       |   |        |
|-------|---|--------|
| STD   | Black Casters                                       | Std    |
| CASTC | Chrome Carpet Casters                               | \$ 66  |
| CHRC  | Chrome Rimmed Hard Surface Caster with Roll Control | \$ 374 |
| SOFT  | Black Hard Surface Casters                          | \$ N/C |
| GLIDE | Black Glides  | \$ N/C |

### TFL (T) AND HPL (P) LAMINATE OPTIONS ON TABLES

#### WOODGRAIN

|     |                  |     |                     |
|-----|------------------|-----|---------------------|
| AS  | Asian Night      | PNW | Pinnacle Walnut     |
| BW  | Beigewood        | SCH | Select Cherry       |
| CO  | Columbian Walnut | SKC | Shaker Cherry       |
| EF  | Espresso         | SBP | Smoky Brown Pear    |
| GC  | Golden Cherry    | TK  | Studio Teak         |
| HVM | Harvest Maple    | SM  | Sugar Maple         |
| MW  | Mahogany Walnut  | WTA | Weathered Ash       |
| ORW | Oak Riftwood     | WC  | Williamsburg Cherry |

#### SOLID

|     |                |     |            |
|-----|----------------|-----|------------|
| BL  | Black          | PPD | Pepperdust |
| WH  | Designer White | SG  | Slate Grey |
| FHG | Fashion Grey   | WHS | White Sand |

### VENEER (W) OPTIONS AVAILABLE ON TABLES

Veneer tops feature UV Advantage, an ultra-violet finish, on all exposed surfaces by utilizing roll-coat UV technology

|     |                    |     |                     |
|-----|--------------------|-----|---------------------|
| AW  | Artisan Walnut     | MW  | Mahogany Walnut     |
| AS  | Asian Night        | MO  | Medium Oak*         |
| CO  | Columbian Walnut   | ORW | Oak Riftwood*       |
| DC  | Dark Cherry        | SCH | Select Cherry       |
| DFW | Dark Forest Walnut | SKC | Shaker Cherry       |
| EF  | Espresso           | SBP | Smoky Brown Pear    |
| FO  | Fawn Oak*          | SM  | Sugar Maple         |
| GC  | Golden Cherry      | SW  | Sunglow Walnut      |
| HVM | Harvest Maple      | TT  | Tavern Teak         |
| HW  | Harvest Walnut     | WTA | Weathered Ash*      |
| LW  | Legacy Walnut      | WC  | Williamsburg Cherry |

\* Finish is Low Sheen

### TABLE EDGE PROFILES



Square



Knife

### CERTIFICATIONS & COMPLIANCE

- CAL 117-2013 Compliance
- Intertek Sustainability Certified
- BIFMA level® Certified
- BIFMA Compliant® Certified
- TSCA Title VI (CARB) Compliance
- US Green Building's LEED® Contribution

## Seating + Tables



Swivel Chair with  
Casters: 728  
([See Details](#))




Single Seat with  
4-Leg Base: 720  
([See Details](#))



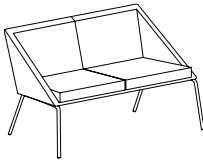
Single Seat with 4-Star  
Pedestal Base: 721  
([See Details](#))



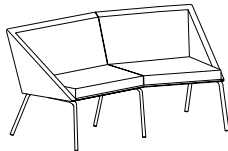
Ottoman  
721-2120OT  
([See Details](#))



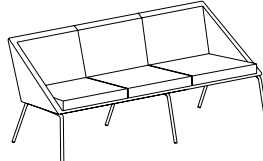
Enhance your space with  
Cush Pillows. [See details.](#)



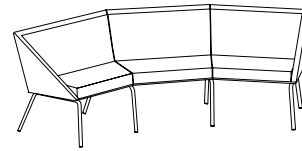
Settee  
7202  
([See Details](#))



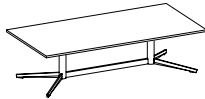
Angled Settee  
7202-30C  
([See Details](#))



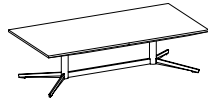
Sofa  
7203  
([See Details](#))



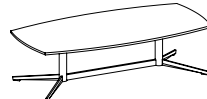
Angled Sofa  
7203-60C  
([See Details](#))



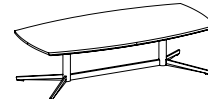
Rectangular Cocktail  
Table (Square Edge)  
720-2550RT: TFL  
720-2550RTH: HPL  
719-2550RT: Wood  
([See Details](#))



Rectangular Cocktail  
Table (Knife Edge)  
720-2550RTKH: HPL  
719-2550RTK: Wood  
([See Details](#))



Soft Rectangular Cocktail  
Table (Square Edge)  
720-2550SRT: TFL  
720-2550SRTH: HPL  
719-2550SRT: Wood  
([See Details](#))



Soft Rectangular Cocktail  
Table (Knife Edge)  
720-2550SRTKH: HPL  
719-2550SRTK: Wood  
([See Details](#))



Square Cocktail  
Table (Square Edge)  
720-3030SQ: TFL  
720-3030SQH: HPL  
719-3030SQ: Wood  
([See Details](#))



Square Cocktail Table  
(Knife Edge)  
720-3030SQKH: HPL  
719-3030SQK: Wood  
([See Details](#))



Soft Square Cocktail  
Table (Square Edge)  
720-3030SSQ: TFL  
720-3030SSQH: HPL  
719-3030SSQ: Wood  
([See Details](#))



Soft Square Cocktail  
Table (Knife Edge)  
720-3030SSQKH: HPL  
719-3030SSQK: Wood  
([See Details](#))



Square End Table  
(Square Edge)  
720-2020ET: TFL  
720-2020ETH: HPL  
719-2020ET: Wood  
([See Details](#))



Square End Table  
(Knife Edge)  
720-2020ETKH: HPL  
719-2020ETK: Wood  
([See Details](#))



Soft Square End  
Table (Square Edge)  
720-2020SET: TFL  
720-2020SETH: HPL  
719-2020SET: Wood  
([See Details](#))



Soft Square End  
Table (Knife Edge)  
720-2020SETKH: HPL  
719-2020SETK: Wood  
([See Details](#))

| Item                      | Model No. | Chair Width | Chair Depth | Chair Height | Seat Width | Seat Depth | Seat Height | Arm Height | Ship Wt | Cubic Ft |
|---------------------------|-----------|-------------|-------------|--------------|------------|------------|-------------|------------|---------|----------|
| SWIVEL CHAIR WITH CASTERS | 728       | 26          | 28¼         | 30¾-34½      | 18¼        | 18¾        | 18-21¾      | 18-34½     | 59      | 24.0     |



Must Specify (in this order):

Model #  
Primary Upholstery  
Accent Upholstery  
Caster

Description

- Standard with: Height Adjustable Chrome 5-Star Base and Black Casters
- Available with Contrasting Upholsteries
- Stripes and Patterns are Not Recommended
- Also available with Soft Wheel Casters or Glides Upon Request

| List Price/Grade       | Yards | COM/1   | 2    | 3    | 4    | 5    | 6    | 7    | 8    | 9    | 10   | L1   | L2   |
|------------------------|-------|---------|------|------|------|------|------|------|------|------|------|------|------|
| Single Upholstery      | 3.75  | \$ 2192 | 2376 | 2530 | 2680 | 2908 | 3141 | 3475 | 3816 | 4221 | 4682 | 3355 | 3850 |
| Contrasting Upholstery |       |         |      |      |      |      |      |      |      |      |      |      |      |
| Primary                | 0.75  | \$ 2192 | 2229 | 2260 | 2290 | 2335 | 2382 | 2449 | 2517 | 2598 | 2690 | 2425 | 2524 |
| Accent                 | 3.00  | \$ 0    | 147  | 270  | 390  | 573  | 759  | 1026 | 1299 | 1623 | 1992 | 930  | 1326 |

|                             |     |    |     |     |     |     |    |        |    |      |
|-----------------------------|-----|----|-----|-----|-----|-----|----|--------|----|------|
| SINGLE SEAT WITH 4-LEG BASE | 720 | 26 | 28¼ | 30¼ | 18¼ | 18¾ | 18 | 18-30¼ | 59 | 24.0 |
|-----------------------------|-----|----|-----|-----|-----|-----|----|--------|----|------|



Must Specify (in this order):

Model #  
Primary Upholstery  
Accent Upholstery

Description

- Standard with: Chrome Legs
- Available with Contrasting Upholsteries
- Stripes and Patterns are Not Recommended

| List Price/Grade       | Yards | COM/1   | 2    | 3    | 4    | 5    | 6    | 7    | 8    | 9    | 10   | L1   | L2   |
|------------------------|-------|---------|------|------|------|------|------|------|------|------|------|------|------|
| Single Upholstery      | 3.75  | \$ 2017 | 2201 | 2355 | 2505 | 2733 | 2966 | 3300 | 3641 | 4046 | 4507 | 3180 | 3675 |
| Contrasting Upholstery |       |         |      |      |      |      |      |      |      |      |      |      |      |
| Primary                | 0.75  | \$ 2017 | 2054 | 2085 | 2115 | 2160 | 2207 | 2274 | 2342 | 2423 | 2515 | 2250 | 2349 |
| Accent                 | 3.00  | \$ 0    | 147  | 270  | 390  | 573  | 759  | 1026 | 1299 | 1623 | 1992 | 930  | 1326 |

|                                       |     |    |     |     |     |     |    |        |    |      |
|---------------------------------------|-----|----|-----|-----|-----|-----|----|--------|----|------|
| SINGLE SEAT WITH 4-STAR PEDESTAL BASE | 721 | 26 | 28¼ | 29¼ | 18¼ | 18¾ | 18 | 18-30¼ | 59 | 24.0 |
|---------------------------------------|-----|----|-----|-----|-----|-----|----|--------|----|------|



Must Specify (in this order):

Model #  
Primary Upholstery  
Accent Upholstery  
Optional Auto-Return

Description

- Standard with: Fixed Star Chrome Pedestal Base
- Available with Contrasting Upholsteries
- Stripes and Patterns are Not Recommended
- Optional Auto-Return Swivel Base

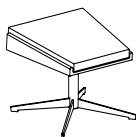
| List Price/Grade       | Yards | COM/1   | 2    | 3    | 4    | 5    | 6    | 7    | 8    | 9    | 10   | L1   | L2   |
|------------------------|-------|---------|------|------|------|------|------|------|------|------|------|------|------|
| Single Upholstery      | 3.75  | \$ 2227 | 2411 | 2565 | 2715 | 2943 | 3176 | 3510 | 3851 | 4256 | 4717 | 3390 | 3885 |
| Contrasting Upholstery |       |         |      |      |      |      |      |      |      |      |      |      |      |
| Primary                | 0.75  | \$ 2227 | 2264 | 2295 | 2325 | 2370 | 2417 | 2484 | 2552 | 2633 | 2725 | 2460 | 2559 |
| Accent                 | 3.00  | \$ 0    | 147  | 270  | 390  | 573  | 759  | 1026 | 1299 | 1623 | 1992 | 930  | 1326 |

Optional Auto-Return Swivel Base: Specify & Add

|    |                    |    |    |
|----|--------------------|----|----|
| RF | Auto-Return Swivel | \$ | 56 |
|----|--------------------|----|----|

For ordering options, [see overview at the beginning of this section.](#)

| Item    | Model No.  | Chair Width | Chair Depth | Chair Height | Seat Width | Seat Depth | Seat Height | Arm Height | Ship Wt | Cubic Ft |
|---------|------------|-------------|-------------|--------------|------------|------------|-------------|------------|---------|----------|
| OTTOMAN | 721-21200T | 22½         | 20½         | 18           | 15         | 20½        | 18          | -          | 30      | 16.9     |



Must Specify (in this order):

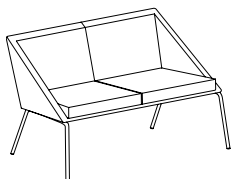
Model #  
Primary Upholstery  
Accent Upholstery

### Description

- Standard with: Fixed Star Chrome Pedestal Base
- Available with Contrasting Upholsteries
- Stripes and Patterns are Not Recommended

| List Price/Grade       | Yards | COM/1   | 2    | 3    | 4    | 5    | 6    | 7    | 8    | 9    | 10   | L1   | L2   |
|------------------------|-------|---------|------|------|------|------|------|------|------|------|------|------|------|
| Single Upholstery      | 1.75  | \$ 1144 | 1230 | 1302 | 1372 | 1478 | 1587 | 1743 | 1902 | 2091 | 2306 | 1687 | 1918 |
| Contrasting Upholstery |       |         |      |      |      |      |      |      |      |      |      |      |      |
| Primary                | 1.00  | \$ 1144 | 1193 | 1234 | 1274 | 1335 | 1397 | 1486 | 1577 | 1685 | 1808 | 1454 | 1586 |
| Accent                 | 0.75  | \$ 0    | 37   | 68   | 98   | 143  | 190  | 257  | 325  | 406  | 498  | 233  | 332  |

|        |      |     |     |     |     |     |    |        |    |      |
|--------|------|-----|-----|-----|-----|-----|----|--------|----|------|
| SETTEE | 7202 | 51½ | 28¼ | 30¼ | 43½ | 18¾ | 18 | 18-30¼ | 72 | 42.6 |
|--------|------|-----|-----|-----|-----|-----|----|--------|----|------|



Must Specify (in this order):

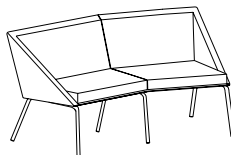
Model #  
Primary Upholstery  
Accent Upholstery

### Description

- Standard with: Chrome Legs
- Available with Contrasting Upholsteries
- Stripes and Patterns are Not Recommended

| List Price/Grade       | Yards | COM/1   | 2    | 3    | 4    | 5    | 6    | 7    | 8    | 9    | 10   | L1   | L2   |
|------------------------|-------|---------|------|------|------|------|------|------|------|------|------|------|------|
| Single Upholstery      | 4.75  | \$ 3051 | 3284 | 3479 | 3669 | 3958 | 4253 | 4676 | 5108 | 5621 | 6205 | 4524 | 5151 |
| Contrasting Upholstery |       |         |      |      |      |      |      |      |      |      |      |      |      |
| Primary                | 1.50  | \$ 3051 | 3125 | 3186 | 3246 | 3338 | 3431 | 3564 | 3701 | 3863 | 4047 | 3516 | 3714 |
| Accent                 | 3.25  | \$ 0    | 159  | 293  | 423  | 620  | 822  | 1112 | 1407 | 1758 | 2158 | 1008 | 1437 |

|               |          |      |     |     |     |     |    |        |    |      |
|---------------|----------|------|-----|-----|-----|-----|----|--------|----|------|
| ANGLED SETTEE | 7202-30C | 59 ½ | 34½ | 30¼ | 50¼ | 18¾ | 18 | 18-30¼ | 86 | 42.7 |
|---------------|----------|------|-----|-----|-----|-----|----|--------|----|------|



Must Specify (in this order):

Model #  
Primary Upholstery  
Accent Upholstery

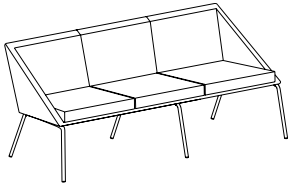
### Description

- Standard with: Chrome Legs
- 30° 2-Seat Angle
- Available with Contrasting Upholsteries
- Stripes and Patterns are Not Recommended

| List Price/Grade       | Yards | COM/1   | 2    | 3    | 4    | 5    | 6    | 7    | 8    | 9    | 10   | L1   | L2   |
|------------------------|-------|---------|------|------|------|------|------|------|------|------|------|------|------|
| Single Upholstery      | 6.00  | \$ 3723 | 4017 | 4263 | 4503 | 4869 | 5241 | 5775 | 6321 | 6969 | 7707 | 5583 | 6375 |
| Contrasting Upholstery |       |         |      |      |      |      |      |      |      |      |      |      |      |
| Primary                | 1.75  | \$ 3723 | 3809 | 3881 | 3951 | 4057 | 4166 | 4322 | 4481 | 4670 | 4885 | 4266 | 4497 |
| Accent                 | 4.25  | \$ 0    | 208  | 382  | 552  | 812  | 1075 | 1453 | 1840 | 2299 | 2822 | 1317 | 1878 |

For ordering options, [see overview at the beginning of this section.](#)

| Item | Model No. | Chair Width | Chair Depth | Chair Height | Seat Width | Seat Depth | Seat Height | Arm Height | Ship Wt | Cubic Ft |
|------|-----------|-------------|-------------|--------------|------------|------------|-------------|------------|---------|----------|
| SOFA | 7203      | 75¼         | 28¼         | 30¼          | 67¼        | 18¾        | 18          | 18-30¼     | 100     | 55.8     |



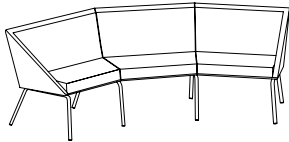
Must Specify (in this order):  
Model #  
Primary Upholstery  
Accent Upholstery

**Description**

- Standard with: Chrome Legs
- Available with Contrasting Upholsteries
- Stripes and Patterns are Not Recommended

| List Price/Grade       | Yards | COM/1   | 2    | 3    | 4    | 5    | 6    | 7    | 8    | 9    | 10   | L1   | L2   |
|------------------------|-------|---------|------|------|------|------|------|------|------|------|------|------|------|
| Single Upholstery      | 6.00  | \$ 4116 | 4410 | 4656 | 4896 | 5262 | 5634 | 6168 | 6714 | 7362 | 8100 | 5976 | 6768 |
| Contrasting Upholstery |       |         |      |      |      |      |      |      |      |      |      |      |      |
| Primary                | 2.00  | \$ 4116 | 4214 | 4296 | 4376 | 4498 | 4622 | 4800 | 4982 | 5198 | 5444 | 4736 | 5000 |
| Accent                 | 4.00  | \$ 0    | 196  | 360  | 520  | 764  | 1012 | 1368 | 1732 | 2164 | 2656 | 1240 | 1768 |

|             |          |     |     |     |     |     |    |        |     |      |
|-------------|----------|-----|-----|-----|-----|-----|----|--------|-----|------|
| ANGLED SOFA | 7203-60C | 91¼ | 41½ | 30¼ | 80¼ | 18¾ | 18 | 18-30¼ | 116 | 76.8 |
|-------------|----------|-----|-----|-----|-----|-----|----|--------|-----|------|



Must Specify (in this order):  
Model #  
Primary Upholstery  
Accent Upholstery

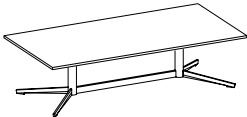
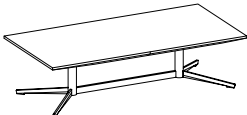
**Description**

- Standard with: Chrome Legs
- 60° 3 Seat Angle
- Available with Contrasting Upholsteries
- Stripes and Patterns are Not Recommended

| List Price/Grade       | Yards | COM/1   | 2    | 3    | 4    | 5    | 6    | 7    | 8    | 9    | 10    | L1   | L2   |
|------------------------|-------|---------|------|------|------|------|------|------|------|------|-------|------|------|
| Single Upholstery      | 8.00  | \$ 4851 | 5243 | 5571 | 5891 | 6379 | 6875 | 7587 | 8315 | 9179 | 10163 | 7331 | 8387 |
| Contrasting Upholstery |       |         |      |      |      |      |      |      |      |      |       |      |      |
| Primary                | 2.50  | \$ 4851 | 4974 | 5076 | 5176 | 5329 | 5484 | 5706 | 5934 | 6204 | 6511  | 5626 | 5956 |
| Accent                 | 5.50  | \$ 0    | 269  | 495  | 715  | 1050 | 1391 | 1881 | 2381 | 2975 | 3652  | 1705 | 2431 |

Coordinating Tables on Following Pages

For ordering options, [see overview at the beginning of this section.](#)

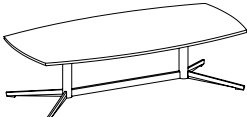
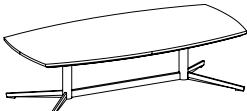
| Item  | Model No.          |      | W  | D  | H  | Ship Wt | Cubic Ft | List Price |      |
|---|--------------------|------|----|----|----|---------|----------|------------|------|
| <b>RECTANGULAR COCKTAIL TABLE</b><br><br><br><br> | <b>SQUARE EDGE</b> |      |    |    |    |         |          |            |      |
|   | 720-2550RT         | TFL  | 25 | 50 | 14 | 34.9    | 3.2      | T\$        | 1350 |
|   | 720-2550RTH        | HPL  | 25 | 50 | 14 | 34.9    | 3.2      | P\$        | 1586 |
|   | 719-2550RT         | Wood | 25 | 50 | 14 | 34.9    | 3.2      | W\$        | 1918 |
|   | <b>KNIFE EDGE</b>  |      |    |    |    |         |          |            |      |
|   | 720-2550RTKH       | HPL  | 25 | 50 | 14 | 34.9    | 3.2      | P\$        | 1966 |
|   | 719-2550RTK        | Wood | 25 | 50 | 14 | 34.9    | 3.2      | W\$        | 2059 |

Must Specify (in this order):

Model #  
Finish/Color

### Description

- Standard with: Chrome Base
- Table Ships Fully Assembled

|  |                    |      |    |    |    |      |     |     |      |
|--|--------------------|------|----|----|----|------|-----|-----|------|
| <b>SOFT RECTANGULAR COCKTAIL TABLE</b><br><br><br><br> | <b>SQUARE EDGE</b> |      |    |    |    |      |     |     |      |
|  | 720-2550SRT        | TFL  | 25 | 50 | 14 | 34.9 | 3.2 | T\$ | 1350 |
|  | 720-2550SRTH       | HPL  | 25 | 50 | 14 | 34.9 | 3.2 | P\$ | 1586 |
|  | 719-2550SRT        | Wood | 25 | 50 | 14 | 34.9 | 3.2 | W\$ | 1918 |
|  | <b>KNIFE EDGE</b>  |      |    |    |    |      |     |     |      |
|  | 720-2550SRTKH      | HPL  | 25 | 50 | 14 | 34.9 | 3.2 | P\$ | 1966 |
|  | 719-2550SRTK       | Wood | 25 | 50 | 14 | 34.9 | 3.2 | W\$ | 2059 |

Must Specify (in this order):

Model #  
Finish/Color

### Description

- Standard with: Chrome Base
- Table Ships Fully Assembled



Square


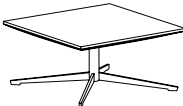


Knife

T = TFL P = HPL W = Veneer

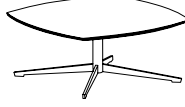
For ordering options, [see overview at the beginning of this section.](#)



| Item  | Model No.    |      | W  | D  | H  | Ship Wt | Cubic Ft | List Price |      |
|---|--------------|------|----|----|----|---------|----------|------------|------|
|  | SQUARE EDGE  |      |    |    |    |         |          |            |      |
|   | 720-3030SQ   | TFL  | 30 | 30 | 14 | 29.7    | 2.80     | T\$        | 838  |
|   | 720-3030SQH  | HPL  | 30 | 30 | 14 | 29.7    | 2.80     | P\$        | 1137 |
|   | 719-3030SQ   | Wood | 30 | 30 | 14 | 29.7    | 2.80     | W\$        | 1319 |
|  | KNIFE EDGE   |      |    |    |    |         |          |            |      |
|   | 720-3030SQKH | HPL  | 30 | 30 | 14 | 29.7    | 2.80     | P\$        | 1433 |
|   | 719-3030SQK  | Wood | 30 | 30 | 14 | 29.7    | 2.80     | W\$        | 1435 |

Must Specify (in this order):  
Model #  
Finish/Color

- Description**
- Standard with: Chrome Base
  - Table Ships Fully Assembled

|   |                    |      |    |    |    |      |      |     |      |
|---|--------------------|------|----|----|----|------|------|-----|------|
| <b>SOFT SQUARE COCKTAIL TABLE</b><br><br><br><br> | <b>SQUARE EDGE</b> |      |    |    |    |      |      |     |      |
|   | 720-3030SSQ        | TFL  | 30 | 30 | 14 | 29.7 | 2.80 | T\$ | 838  |
|   | 720-3030SSQH       | HPL  | 30 | 30 | 14 | 29.7 | 2.80 | P\$ | 1137 |
|   | 719-3030SSQ        | Wood | 30 | 30 | 14 | 29.7 | 2.80 | W\$ | 1319 |
|   | <b>KNIFE EDGE</b>  |      |    |    |    |      |      |     |      |
|   | 720-3030SSQKH      | HPL  | 30 | 30 | 14 | 29.7 | 2.80 | P\$ | 1433 |
|   | 719-3030SSQK       | Wood | 30 | 30 | 14 | 29.7 | 2.80 | W\$ | 1435 |


Must Specify (in this order):  
Model #  
Finish/Color

- Description**
- Standard with: Chrome Base
  - Table Ships Fully Assembled



T = TFL P = HPL W = Veneer

For ordering options, [see overview at the beginning of this section.](#)

| Item  | Model No.          |      | W  | D  | H  | Ship Wt | Cubic Ft | List Price |
|---|--------------------|------|----|----|----|---------|----------|------------|
| <b>SQUARE END TABLE</b><br><br> | <b>SQUARE EDGE</b> |      |    |    |    |         |          |            |
|   | 720-2020ET         | TFL  | 20 | 20 | 20 | 20      | 2.0      | T\$ 916    |
|   | 720-2020ETH        | HPL  | 20 | 20 | 20 | 20      | 2.0      | P\$ 1136   |
|   | 719-2020ET         | Wood | 20 | 20 | 20 | 20      | 2.0      | W\$ 1205   |
|   | <b>KNIFE EDGE</b>  |      |    |    |    |         |          |            |
|   | 720-2020ETKH       | HPL  | 20 | 20 | 20 | 20      | 2.0      | P\$ 1265   |
|   | 719-2020ETK        | Wood | 20 | 20 | 20 | 20      | 2.0      | W\$ 1323   |

**Description**

- Standard with: Chrome Base
- Table Ships Fully Assembled

Must Specify (in this order):

Model #  
Finish/Color

|  |                    |      |    |    |    |    |     |          |
|--|--------------------|------|----|----|----|----|-----|----------|
| <b>SOFT SQUARE END TABLE</b><br><br> | <b>SQUARE EDGE</b> |      |    |    |    |    |     |          |
|  | 720-2020SET        | TFL  | 20 | 20 | 20 | 20 | 2.0 | T\$ 916  |
|  | 720-2020SETH       | HPL  | 20 | 20 | 20 | 20 | 2.0 | P\$ 1136 |
|  | 719-2020SET        | Wood | 20 | 20 | 20 | 20 | 2.0 | W\$ 1205 |
|  | <b>KNIFE EDGE</b>  |      |    |    |    |    |     |          |
|  | 720-2020SETKH      | HPL  | 20 | 20 | 20 | 20 | 2.0 | P\$ 1265 |
|  | 719-2020SETK       | Wood | 20 | 20 | 20 | 20 | 2.0 | W\$ 1323 |

**Description**

- Standard with: Chrome Base
- Table Ships Fully Assembled

Must Specify (in this order):

Model #  
Finish/Color



Square



Knife

T = TFL P = HPL W = Veneer

For ordering options, [see overview at the beginning of this section.](#)

Bakerstreet Lounge boasts a traditional rolled arm design that will complement a variety of working styles. The thick seat cushion coupled with high-gauge sinuous springs make this series extraordinarily comfortable, while the welt cord and nail trim showcase the detail and craftsmanship that goes into every model. Whether you looking to outfit the front entrance, an executive office, private nook, or anything in between, Bakerstreet portrays the level of distinguished sophistication you are looking for.

### CONSTRUCTION


- Frames are kiln-dried hardwoods and structurally engineered hardwood plywood
- Exposed wood frame members are selected from the highest grades of hardwoods and are free of spirits, discoloration, pits, shakes, and wormholes; European Beech on legs
- Joints are double-doweled or mortised and tenoned, screwed, and glued for maximum strength and durability
- High Grade Polyurethane Foam, 3¼" thick in the seat and 2" in the back
- Non-marring adjustable nylon guides included in each leg at floor level
- High gauge sinuous springs ensure a comfortable seating application
- Features nail trim on front and back side of arm
- Ships fully assembled

### HOW TO ORDER EXAMPLE

| Model No. | Description | Example                       |
|-----------|-------------|-------------------------------|
| 400       | Finish      | GC                            |
|           | Upholstery  | Momentum Cover Cloth Graphite |
|           | Nail Trim   | NABRS                         |

### NAIL TRIM


|       |                  |        |
|-------|------------------|--------|
| NABRS | Brass Nail Trim  | Std    |
| NSLVR | Silver Nail Trim | \$ N/C |



### UPHOLSTERY OPTIONS

Available in single upholstery in a wide variety of graded-in or contract options, including fabric, vinyl, and leather.

Some upholsteries are considered directional, such as stripes, patterns and plaids. Each upholstery is reviewed by production for the best application. Some upholsteries may require the pattern to be cut up the roll, which create additional seams in the seats and backs of select units. [See the COL/COM Form for additional details.](#)



Additional seams for the 4002 Settee and 4003 Sofa when upholstery is cut up the roll.

### WOOD FINISHES

Indiana Furniture uses a multi-step, hand finishing process on all exposed wood frames.

Chairs feature a catalyzed varnish finish which offers durability, lasting beauty, and resistance to normal wear.

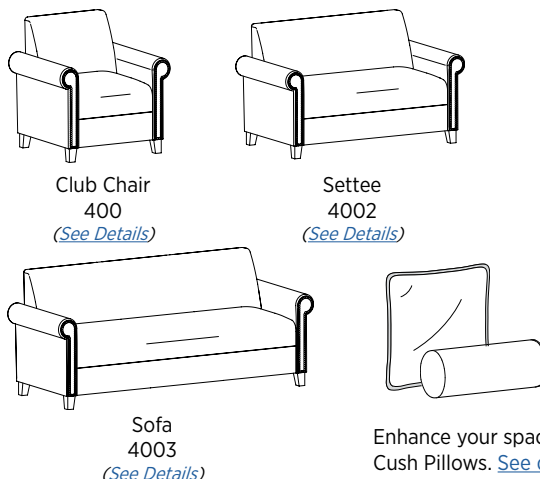
|     |                     |     |                     |
|-----|---------------------|-----|---------------------|
| AW  | Artisan Walnut      | MW  | Mahogany Walnut     |
| AS  | Asian Night         | MO  | Medium Oak*         |
| BW  | Beigewood*          | ORW | Oak Riftwood*       |
| BL  | Black               | PNW | Pinnacle Walnut     |
| CO  | Columbian Walnut    | SCH | Select Cherry       |
| DC  | Dark Cherry         | SKC | Shaker Cherry       |
| DFW | Dark Forest Walnut* | SBP | Smoky Brown Pear*   |
| WH  | Designer White      | TK  | Studio Teak         |
| EF  | Espresso            | SM  | Sugar Maple         |
| FO  | Fawn Oak*           | SW  | Sunglow Walnut      |
| GC  | Golden Cherry       | TT  | Tavern Teak*        |
| HVM | Harvest Maple*      | WTA | Weathered Ash*      |
| HW  | Harvest Walnut      | WC  | Williamsburg Cherry |
| LW  | Legacy Walnut       |     |                     |

\*Finish is Low Sheen

### CERTIFICATIONS & COMPLIANCE

- CAL 117-2013 Compliance
- Intertek Sustainability Certified
- BIFMA level® Certified
- BIFMA Compliant® Certified
- TSCA Title VI (CARB) Compliance
- US Green Building's LEED® Contribution

### STATEMENT OF LINE



Club Chair  
400  
([See Details](#))

Settee  
4002  
([See Details](#))

Sofa  
4003  
([See Details](#))

Enhance your space with Cush Pillows. [See details.](#)


# Indiana

FURNITURE

# BAKERSTREET

## LOUNGE SEATING (400 SERIES)

| Item       | Model No. | Chair Width | Chair Depth | Chair Height | Seat Width | Seat Depth | Seat Height | Arm Height | Ship Wt | Cubic Ft |
|------------|-----------|-------------|-------------|--------------|------------|------------|-------------|------------|---------|----------|
| CLUB CHAIR | 400       | 33          | 28          | 32½          | 22         | 19         | 18¾         | 23½        | 94      | 24.0     |



### Description

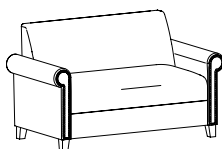
- Standard with: Brass Nail Trim and Nylon Glides
- Optional Silver Trim ([See Options](#))

Must Specify (in this order):

Model #  
Finish  
Upholstery  
Nail Trim

| List Price/Grade  | Yards | COM/1   | 2    | 3    | 4    | 5    | 6    | 7    | 8    | 9    | 10   | L1   | L2   |
|-------------------|-------|---------|------|------|------|------|------|------|------|------|------|------|------|
| Single Upholstery | 5.75  | \$ 2641 | 2923 | 3159 | 3389 | 3739 | 4096 | 4608 | 5131 | 5752 | 6459 | 4424 | 5183 |

|        |      |    |    |     |    |    |     |     |     |      |
|--------|------|----|----|-----|----|----|-----|-----|-----|------|
| SETTEE | 4002 | 55 | 28 | 32½ | 44 | 19 | 18¾ | 23½ | 118 | 42.6 |
|--------|------|----|----|-----|----|----|-----|-----|-----|------|



### Description

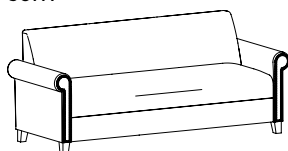
- Standard with: Brass Nail Trim and Nylon Glides
- Optional Silver Trim ([See Options](#))

Must Specify (in this order):

Model #  
Finish  
Upholstery  
Nail Trim

| List Price/Grade  | Yards | COM/1   | 2    | 3    | 4    | 5    | 6    | 7    | 8    | 9    | 10   | L1   | L2   |
|-------------------|-------|---------|------|------|------|------|------|------|------|------|------|------|------|
| Single Upholstery | 7.25  | \$ 3505 | 3860 | 4158 | 4448 | 4890 | 5339 | 5985 | 6644 | 7427 | 8319 | 5753 | 6710 |

|      |      |    |    |     |    |    |     |     |     |      |
|------|------|----|----|-----|----|----|-----|-----|-----|------|
| SOFA | 4003 | 77 | 28 | 32½ | 66 | 19 | 18¾ | 23½ | 140 | 55.8 |
|------|------|----|----|-----|----|----|-----|-----|-----|------|



### Description

- Standard with: Brass Nail Trim and Nylon Glides
- Optional Silver Trim ([See Options](#))

Must Specify (in this order):

Model #  
Finish  
Upholstery  
Nail Trim

| List Price/Grade  | Yards | COM/1   | 2    | 3    | 4    | 5    | 6    | 7    | 8    | 9    | 10   | L1   | L2   |
|-------------------|-------|---------|------|------|------|------|------|------|------|------|------|------|------|
| Single Upholstery | 8.25  | \$ 4233 | 4637 | 4976 | 5306 | 5809 | 6320 | 7055 | 7805 | 8696 | 9711 | 6791 | 7880 |

For ordering options, [see overview at the beginning of this section.](#)

The Bliss lounge collection introduces purity in shape and geometric form. This urbanized lounge collection features an optional tablet and provides a relaxed atmosphere for casual meetings. All pieces rest on exposed wood or polished chrome and are available in both fabric and leather.

CONSTRUCTION

- Frames are kiln-dried hardwoods and structurally engineered hardwood plywood
- Exposed wood frame members are selected from the highest grades of hardwoods and are free of spirits, discoloration, pits, shakes, and wormholes; European Beech on legs and arm caps
- Joints are double-doweled or mortised and tenoned, screwed, and glued for maximum strength and durability
- High Grade Polyurethane Foam, 3¼" thick in the seat and 2" in the back
- Non-marring adjustable nylon guides included in each leg at floor level
- High gauge sinuous springs ensure a comfortable seating application
- Ships fully assembled


HOW TO ORDER EXAMPLE

| Model No. | Description        | Example                  |
|-----------|--------------------|--------------------------|
| 377       | Finish             | TT                       |
|           | Primary Upholstery | CF Stinson Velocity Mars |
|           | Accent Upholstery  | CF Stinson Ace Poppy     |
|           | Power              | ECSL                     |
|           | Tablet, Color      | WL, TT                   |
|           | Arm Cap            | STD                      |
|           | Leg                | WLEG                     |

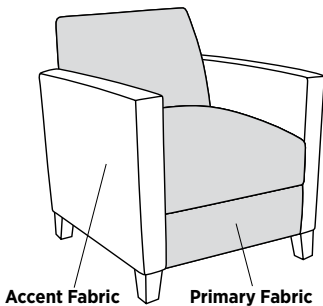
UPHOLSTERY OPTIONS

Available in single or contrasting upholstery in a wide variety of graded-in or contract options, including fabric, vinyl, and leather.

Single Upholstery

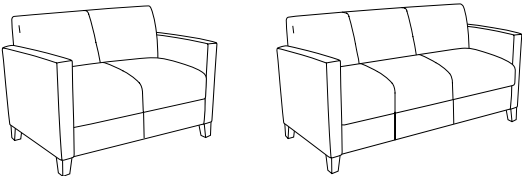


Contrasting Upholstery



UPHOLSTERY OPTIONS CONTINUED

Some upholsteries are considered directional, such as stripes, patterns and plaids. Each upholstery is reviewed by production for the best application. Some upholsteries may require the pattern to be cut up the roll, which create additional seams in the seats and backs of select units. See the COL/COM Form (Page 176) for additional details.



Additional seams for the 3772 Settee and 3773 Sofa when upholstery is cut up the roll.

LEG OPTIONS

|      |                          |     |
|------|--------------------------|-----|
| WLEG | Wood Leg, Specify Finish | Std |
| CLEG | Chrome Leg               | N/C |

ARM CAP OPTIONS

|      |   |        |
|------|---|--------|
| STD  | Upholstered Arm                               | Std    |
| WCAP | Wood Cap (same finish as WLEG, if applicable) | \$ 143 |
| SCAP | Solid Surface Cap                             | \$ 659 |

TABLET OPTIONS

|    |   |         |
|----|---|---------|
| PL | Left Melamine Writing Tablet (Black)              | \$ 364  |
| SL | Left Solid Surface Writing Tablet, Specify Color  | \$ 1121 |
| WL | Left Wood Writing Tablet, Specify Finish          | \$ 528  |
| PR | Right Melamine Writing Tablet (Black)             | \$ 364  |
| SR | Right Solid Surface Writing Tablet, Specify Color | \$ 1121 |
| WR | Right Wood Writing Tablet, Specify Finish         | \$ 528  |

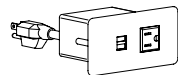
*Note: Specified as if you are standing, looking at the chair.*

POWER OPTIONS

*Note: Specified as if you are standing, looking at the chair.*

Power ports are installed on the side of the unit 10¾" up from glide and 6¾" in from the front of the arm.

|      |                    |        |
|------|--------------------|--------|
| ECSL | Left Port, Silver  | \$ 915 |
| ECSR | Right Port, Silver | \$ 915 |
| ECBL | Left Port, Black   | \$ 915 |
| ECBR | Right Port, Black  | \$ 915 |



1 Electrical Power and 2 USB Outlets

### WOOD FINISHES

Indiana Furniture uses a multi-step, hand finishing process on all exposed wood frames.

Chairs feature a catalyzed varnish finish which offers durability, lasting beauty, and resistance to normal wear.

|                         |                        |
|-------------------------|------------------------|
| AW Artisan Walnut       | MW Mahogany Walnut     |
| AS Asian Night          | MO Medium Oak*         |
| BW Beigewood***         | ORW Oak Riftwood*      |
| BL Black**              | PNW Pinnacle Walnut**  |
| CO Columbian Walnut     | SCH Select Cherry      |
| DC Dark Cherry          | SKC Shaker Cherry      |
| DFW Dark Forest Walnut* | SBP Smoky Brown Pear*  |
| WH Designer White**     | TK Studio Teak**       |
| EF Espresso             | SM Sugar Maple**       |
| FO Fawn Oak*            | SW Sunglow Walnut      |
| GC Golden Cherry        | TT Tavern Teak*        |
| HVM Harvest Maple*      | WTA Weathered Ash*     |
| HW Harvest Walnut       | WC Williamsburg Cherry |
| LW Legacy Walnut        |                        |

\* Finish is Low Sheen

\*\* Available on Legs/Arm Caps only


### SOLID SURFACE OPTIONS

|                 |                 |
|-----------------|-----------------|
| AR Arroyo       | SNW Snow White  |
| PE Pebble Beach | SN Starry Night |
| SE Sedona       | TN Tundra       |


### CERTIFICATIONS & COMPLIANCE

- CAL 117-2013 Compliance
- Intertek Sustainability Certified
- BIFMA level® Certified
- BIFMA Compliant® Certified
- TSCA Title VI (CARB) Compliance
- US Green Building's LEED® Contribution


### STATEMENT OF LINE




Club Chair  
377  
[\(See Details\)](#)



Settee Chair  
3772  
[\(See Details\)](#)




Sofa Chair  
3773  
[\(See Details\)](#)



Enhance your space with Cush Pillows. [See details.](#)

| Item       | Model No. | Chair Width | Chair Depth | Chair Height | Seat Width | Seat Depth | Seat Height | Arm Height | Ship Wt | Cubic Ft |
|------------|-----------|-------------|-------------|--------------|------------|------------|-------------|------------|---------|----------|
| CLUB CHAIR | 377       | 29          | 28½         | 34¼          | 22         | 19½        | 19¼         | 26         | 92      | 24.0     |



Must Specify (in this order):


Model #  
Primary Upholstery  
Accent Upholstery  
Power  
Tablet Arm  
Tablet Color  
Arm Cap  
Leg  
Finish

Description

- Standard with: Upholstered Arm and Wood Leg
- Available with Contrasting Upholsteries
- Additional Options: Chrome Legs ([See Options](#)), Arm Caps ([Arm Options](#)), Tablet Arm ([Tablet Options](#)), and Power ([See Locations](#))

| List Price/Grade       | Yards | COM/1   | 2    | 3    | 4    | 5    | 6    | 7    | 8    | 9    | 10   | L1   | L2   |
|------------------------|-------|---------|------|------|------|------|------|------|------|------|------|------|------|
| Single Upholstery      | 6.00  | \$ 2205 | 2499 | 2745 | 2985 | 3351 | 3723 | 4257 | 4803 | 5451 | 6189 | 4065 | 4857 |
| Contrasting Upholstery |       |         |      |      |      |      |      |      |      |      |      |      |      |
| Primary                | 2.25  | \$ 2205 | 2315 | 2408 | 2498 | 2635 | 2774 | 2975 | 3179 | 3422 | 3699 | 2903 | 3200 |
| Accent                 | 3.75  | \$ 0    | 184  | 337  | 487  | 716  | 949  | 1282 | 1624 | 2029 | 2490 | 1162 | 1657 |

|        |      |    |     |     |    |     |     |    |     |      |
|--------|------|----|-----|-----|----|-----|-----|----|-----|------|
| SETTEE | 3772 | 51 | 28½ | 34¼ | 44 | 19½ | 19¼ | 26 | 116 | 42.6 |
|--------|------|----|-----|-----|----|-----|-----|----|-----|------|



Must Specify (in this order):


Model #  
Primary Upholstery  
Accent Upholstery  
Power  
Tablet Arm  
Tablet Color  
Arm Cap  
Leg  
Finish

Description

- Standard with: Upholstered Task Height Arm and Wood Leg
- Available with Contrasting Upholsteries
- Additional Options: Chrome Legs ([See Options](#)), Arm Caps ([Arm Options](#)), Tablet Arm ([Tablet Options](#)), and Power ([See Locations](#))

| List Price/Grade       | Yards | COM/1   | 2    | 3    | 4    | 5    | 6    | 7    | 8    | 9    | 10   | L1   | L2   |
|------------------------|-------|---------|------|------|------|------|------|------|------|------|------|------|------|
| Single Upholstery      | 8.00  | \$ 2854 | 3246 | 3574 | 3894 | 4382 | 4878 | 5590 | 6318 | 7182 | 8166 | 5334 | 6390 |
| Contrasting Upholstery |       |         |      |      |      |      |      |      |      |      |      |      |      |
| Primary                | 4.25  | \$ 2854 | 3062 | 3237 | 3407 | 3666 | 3929 | 4308 | 4694 | 5153 | 5676 | 4172 | 4733 |
| Accent                 | 3.75  | \$ 0    | 184  | 337  | 487  | 716  | 949  | 1282 | 1624 | 2029 | 2490 | 1162 | 1657 |

|      |      |    |     |     |    |     |     |    |     |      |
|------|------|----|-----|-----|----|-----|-----|----|-----|------|
| SOFA | 3773 | 73 | 28½ | 34¼ | 66 | 19½ | 19¼ | 26 | 138 | 55.8 |
|------|------|----|-----|-----|----|-----|-----|----|-----|------|



Must Specify (in this order):

Model #  
Primary Upholstery  
Accent Upholstery  
Power  
Tablet Arm  
Tablet Color  
Arm Cap  
Leg  
Finish

Description

- Standard with: Upholstered Task Height Arm and Wood Leg
- Available with Contrasting Upholsteries
- Additional Options: Chrome Legs ([See Options](#)), Arm Caps ([Arm Options](#)), Tablet Arm ([Tablet Options](#)), and Power ([See Locations](#))

| List Price/Grade       | Yards | COM/1   | 2    | 3    | 4    | 5    | 6    | 7    | 8    | 9    | 10   | L1   | L2   |
|------------------------|-------|---------|------|------|------|------|------|------|------|------|------|------|------|
| Single Upholstery      | 9.25  | \$ 3526 | 3979 | 4359 | 4729 | 5293 | 5866 | 6690 | 7531 | 8530 | 9668 | 6394 | 7615 |
| Contrasting Upholstery |       |         |      |      |      |      |      |      |      |      |      |      |      |
| Primary                | 4.50  | \$ 3526 | 3747 | 3931 | 4111 | 4386 | 4665 | 5065 | 5475 | 5961 | 6514 | 4921 | 5515 |
| Accent                 | 4.75  | \$ 0    | 232  | 428  | 618  | 907  | 1201 | 1625 | 2056 | 2569 | 3154 | 1473 | 2100 |

For ordering options, [see overview at the beginning of this section.](#)





The Bow Tie collection harmonizes classic design with modern panache. Combining elegance and grace with scale, proportion, and functionality, these stackable guest chairs are offered in a wood slat back, half upholstered back, and a fully upholstered back with the ability to stack 4 chairs high. The companion counter height and bar stools are offered in the wood slat back with optional scuff plates in aluminum or black on the footrest.

CONSTRUCTION

- Exposed wood frames are manufactured using European Beech and are free of spirits, discoloration, pits, shakes, and wormholes
- All chair joints are double-doweled or mortised and tenoned, screwed, and glued for maximum strength and durability
- All seats feature corner blocking
- Frames are individually hand assembled and sanded prior to being finished
- Non-marring nylon glides included in each leg at floor level
- High Grade Polyurethane Foam, 1½" thick in the seat and 1" thick in the back
- Textiles are sewn with double stitch seams
- High quality resilient sheet webbing ensures a comfortable seating application
- Ships fully assembled

HOW TO ORDER EXAMPLE

| Model No. | Description         | Example                     |
|-----------|---------------------|-----------------------------|
| 178       | Finish              | EF                          |
|           | Upholstery          | Momentum Cover Cloth Vesper |
|           | Glides              | FELT                        |
|           | Scuff Plates, Color | SP, Black                   |

WOOD FINISHES

Indiana Furniture uses a multi-step, hand finishing process on all exposed wood frames.

Chairs feature a catalyzed varnish finish which offers durability, lasting beauty, and resistance to normal wear.

|     |                     |     |                     |
|-----|---------------------|-----|---------------------|
| AW  | Artisan Walnut      | MW  | Mahogany Walnut     |
| AS  | Asian Night         | MO  | Medium Oak*         |
| BW  | Beigewood*          | ORW | Oak Riftwood*       |
| BL  | Black               | PNW | Pinnacle Walnut     |
| CO  | Columbian Walnut    | SCH | Select Cherry       |
| DC  | Dark Cherry         | SKC | Shaker Cherry       |
| DFW | Dark Forest Walnut* | SBP | Smoky Brown Pear*   |
| WH  | Designer White      | TK  | Studio Teak         |
| EF  | Espresso            | SM  | Sugar Maple         |
| FO  | Fawn Oak*           | SW  | Sunglow Walnut      |
| GC  | Golden Cherry       | TT  | Tavern Teak*        |
| HVM | Harvest Maple*      | WTA | Weathered Ash*      |
| HW  | Harvest Walnut      | WC  | Williamsburg Cherry |
| LW  | Legacy Walnut       |     |                     |

\* Finish is Low Sheen

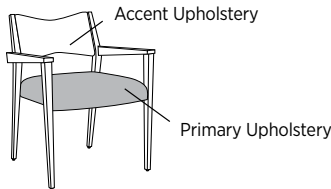
UPHOLSTERY OPTIONS

Available in single or contrasting upholsteries (select models) in a wide variety of graded-in or contract options, including fabric, vinyl, and leather.

Single Upholstery



Contrasting Upholstery



SCUFF PLATES (ON STOOLS)

|     |   |       |
|-----|---|-------|
| STD | No Scuff Plate                              | Std   |
| SP  | Scuff Plate, Must Specify Black or Aluminum | \$ 92 |

GLIDE OPTIONS

|      |              |        |
|------|--------------|--------|
| STD  | Nylon Glides | Std    |
| FELT | Felt Glides  | \$ N/C |

CERTIFICATIONS & COMPLIANCE

- CAL 117-2013 Compliance
- Intertek Sustainability Certified
- BIFMA level® Certified
- BIFMA Compliant® Certified
- TSCA Title VI (CARB) Compliance
- US Green Building's LEED® Contribution

STATEMENT OF LINE



Guest with Wood  
Slat Back: 173




Guest with ½  
Upholstered Back: 175



Guest with Full  
Upholstered Back: 176









Counter Height  
Stool: 178



Bar Height  
Stool: 179

(See Details for all models)

| Item  | Model No.  | Chair Width  | Chair Depth  | Chair Height | Seat Width | Seat Depth | Seat Height | Arm Height | Ship Wt  | Cubic Ft |           |           |           |           |
|---|--|--------------|--------------|--------------|------------|------------|-------------|------------|----------|----------|-----------|-----------|-----------|-----------|
| GUEST WITH WOOD BACK  | 173  | 23 7/8       | 23           | 33 1/4       | 20 1/8     | 19 3/4     | 20          | 26         | 28       | 16.9     |           |           |           |           |
|                              | <b>Description</b>   |              |              |              |            |            |             |            |          |          |           |           |           |           |
|   | • Wall-Saver Design; Stacks Up to 4 High   |              |              |              |            |            |             |            |          |          |           |           |           |           |
|   | <b>List Price/Grade</b>  | <b>Yards</b> | <b>COM/1</b> | <b>2</b>     | <b>3</b>   | <b>4</b>   | <b>5</b>    | <b>6</b>   | <b>7</b> | <b>8</b> | <b>9</b>  | <b>10</b> | <b>L1</b> | <b>L2</b> |
|   | Single Upholstery  | 1.00         | \$ 1169      | 1218         | 1259       | 1299       | 1360        | 1422       | 1511     | 1602     | 1710      | 1833      | 1479      | 1611      |
|   | <b>Must Specify (in this order):</b><br>Model #<br>Finish<br>Upholstery<br>Glide |              |              |              |            |            |             |            |          |          |           |           |           |           |
| GUEST WITH 1/2 UPHOLSTERED BACK   | 175  | 23 7/8       | 23           | 33 1/4       | 20 1/8     | 19         | 20          | 26         | 28       | 16.9     |           |           |           |           |
|                              | <b>Description</b>   |              |              |              |            |            |             |            |          |          |           |           |           |           |
|   | • Available with Contrasting Upholsteries  |              |              |              |            |            |             |            |          |          |           |           |           |           |
|   | • Wall-Saver Design; Stacks Up to 4 High   |              |              |              |            |            |             |            |          |          |           |           |           |           |
|   | <b>List Price/Grade</b>  | <b>Yards</b> | <b>COM/1</b> | <b>2</b>     | <b>3</b>   | <b>4</b>   | <b>5</b>    | <b>6</b>   | <b>7</b> | <b>8</b> | <b>9</b>  | <b>10</b> | <b>L1</b> | <b>L2</b> |
|   | Single Upholstery  | 1.50         | \$ 1256      | 1330         | 1391       | 1451       | 1543        | 1636       | 1769     | 1906     | 2068      | 2252      | 1721      | 1919      |
|                            | <b>Contrasting Upholstery</b>  |              |              |              |            |            |             |            |          |          |           |           |           |           |
|   | Primary  | 1.00         | \$ 1267      | 1316         | 1357       | 1397       | 1458        | 1520       | 1609     | 1700     | 1808      | 1931      | 1577      | 1709      |
|   | Accent   | 0.75         | \$ 0         | 37           | 68         | 98         | 143         | 190        | 257      | 325      | 406       | 498       | 233       | 332       |
| <b>Must Specify (in this order):</b><br>Model #<br>Finish<br>Primary Upholstery<br>Accent Upholstery<br>Glide |  |              |              |              |            |            |             |            |          |          |           |           |           |           |
| GUEST WITH FULL UPHOLSTERED BACK  | 176  | 23 7/8       | 23           | 33 1/4       | 20 1/8     | 17 3/4     | 20          | 26         | 28       | 16.9     |           |           |           |           |
|                            | <b>Description</b>   |              |              |              |            |            |             |            |          |          |           |           |           |           |
|   | • Available with Contrasting Upholsteries  |              |              |              |            |            |             |            |          |          |           |           |           |           |
|   | • Wall-Saver Design; Stacks Up to 4 High   |              |              |              |            |            |             |            |          |          |           |           |           |           |
|   | <b>List Price/Grade</b>  | <b>Yards</b> | <b>COM/1</b> | <b>2</b>     | <b>3</b>   | <b>4</b>   | <b>5</b>    | <b>6</b>   | <b>7</b> | <b>8</b> | <b>9</b>  | <b>10</b> | <b>L1</b> | <b>L2</b> |
|   | Single Upholstery  | 1.50         | \$ 1391      | 1465         | 1526       | 1586       | 1678        | 1771       | 1904     | 2041     | 2203      | 2387      | 1856      | 2054      |
|                            | <b>Contrasting Upholstery</b>  |              |              |              |            |            |             |            |          |          |           |           |           |           |
|   | Primary  | 1.00         | \$ 1402      | 1451         | 1492       | 1532       | 1593        | 1655       | 1744     | 1835     | 1943      | 2066      | 1712      | 1844      |
|   | Accent   | 0.75         | \$ 0         | 37           | 68         | 98         | 143         | 190        | 257      | 325      | 406       | 498       | 233       | 332       |
| <b>Must Specify (in this order):</b><br>Model #<br>Finish<br>Primary Upholstery<br>Accent Upholstery<br>Glide |  |              |              |              |            |            |             |            |          |          |           |           |           |           |
| BAR AND COUNTER STOOLS WITH WOOD BACK   | 179  | 18 3/4       | 20 1/4       | 41           | 18 3/4     | 17         | 31          | -          | 30       | 24.8     |           |           |           |           |
|                            | Barstool Height  |              |              |              |            |            |             |            |          |          |           |           |           |           |
|   | 178  | 18 3/4       | 20 1/4       | 36           | 18 3/4     | 17         | 26          | -          | 30       | 24.8     |           |           |           |           |
|   | Counter Height   |              |              |              |            |            |             |            |          |          |           |           |           |           |
|   | <b>Description</b>   |              |              |              |            |            |             |            |          |          |           |           |           |           |
|   | • Wall-Saver Design  |              |              |              |            |            |             |            |          |          |           |           |           |           |
| • Optional Scuff Plate ( <a href="#">Scuff Plate Options</a> )  |  |              |              |              |            |            |             |            |          |          |           |           |           |           |
| <b>List Price/Grade</b>   | <b>Yards</b>   | <b>COM/1</b> | <b>2</b>     | <b>3</b>     | <b>4</b>   | <b>5</b>   | <b>6</b>    | <b>7</b>   | <b>8</b> | <b>9</b> | <b>10</b> | <b>L1</b> | <b>L2</b> |           |
| Single Upholstery   | 1.00   | \$ 1303      | 1352         | 1393         | 1433       | 1494       | 1556        | 1645       | 1736     | 1844     | 1967      | 1613      | 1745      |           |
| <b>Must Specify (in this order):</b><br>Model #<br>Finish<br>Upholstery<br>Glide<br>Scuff Plate               |  |              |              |              |            |            |             |            |          |          |           |           |           |           |

For ordering options, [see overview at the beginning of this section.](#)

The warmth of wood blends with supportive comfort in Brea to deliver an enduring design suited for a multitude of applications. Solid hardwood frames provide for a smooth and radiant finish.

CONSTRUCTION

- Exposed wood frames are manufactured using European Beech and are free of spirits, discoloration, pits, shakes, and wormholes
- All chair joints are double-doweled or mortised and tenoned, screwed, and glued for maximum strength and durability
- All seats feature corner blocking
- Frames are individually hand assembled and sanded prior to being finished
- Non-marring nylon glides included in each leg at floor level
- High Grade Polyurethane Foam, 2½" thick in the seat and 1½" thick in the back
- Textiles are sewn with double stitch seams
- High quality resilient sheet webbing ensures a comfortable seating application
- Ships fully assembled

HOW TO ORDER EXAMPLE

| Model No. | Description | Example                |
|-----------|-------------|------------------------|
| 516       | Finish      | GC                     |
|           | Upholstery  | Maharam Across Peacock |
|           | Glides      | STD                    |

WOOD FINISHES

Indiana Furniture uses a multi-step, hand finishing process on all exposed wood frames.

Chairs feature a catalyzed varnish finish which offers durability, lasting beauty, and resistance to normal wear.

|     |                     |     |                     |
|-----|---------------------|-----|---------------------|
| AW  | Artisan Walnut      | MW  | Mahogany Walnut     |
| AS  | Asian Night         | MO  | Medium Oak*         |
| BW  | Beigewood*          | ORW | Oak Riftwood*       |
| BL  | Black               | PNW | Pinnacle Walnut     |
| CO  | Columbian Walnut    | SCH | Select Cherry       |
| DC  | Dark Cherry         | SKC | Shaker Cherry       |
| DFW | Dark Forest Walnut* | SBP | Smoky Brown Pear*   |
| WH  | Designer White      | TK  | Studio Teak         |
| EF  | Espresso            | SM  | Sugar Maple         |
| FO  | Fawn Oak*           | SW  | Sunglow Walnut      |
| GC  | Golden Cherry       | TT  | Tavern Teak*        |
| HVM | Harvest Maple*      | WTA | Weathered Ash*      |
| HW  | Harvest Walnut      | WC  | Williamsburg Cherry |
| LW  | Legacy Walnut       |     |                     |

\* Finish is Low Sheen

UPHOLSTERY OPTIONS

Available in single upholstery in a wide variety of graded-in or contract options, including fabric, vinyl, and leather.

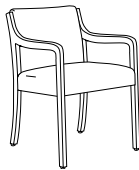
GLIDE OPTIONS

|      |              |        |
|------|--------------|--------|
| STD  | Nylon Glides | Std    |
| FELT | Felt Glides  | \$ N/C |

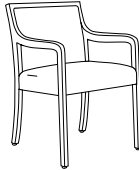
CERTIFICATIONS & COMPLIANCE

- Seat and back comply with CAL 117-2013
- Intertek Sustainability Certified
- BIFMA level® Certified
- BIFMA Compliant® Certified
- TSCA Title VI (CARB) Compliance
- US Green Building's LEED® Contribution

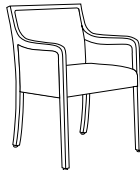
STATEMENT OF LINE



Guest with Fully Upholstered Back: 516  
[\(See Details\)](#)

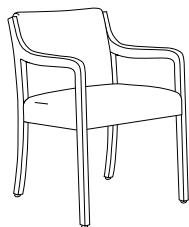


Guest with Wood Framed, Upholstered Back, Open Arms: 517  
[\(See Details\)](#)



Guest with Wood Framed, Upholstered Back, Closed Arms: 519  
[\(See Details\)](#)

| Item                             | Model No. | Chair Width | Chair Depth | Chair Height | Seat Width | Seat Depth | Seat Height | Arm Height | Ship Wt | Cubic Ft |
|----------------------------------|-----------|-------------|-------------|--------------|------------|------------|-------------|------------|---------|----------|
| GUEST WITH FULL UPHOLSTERED BACK | 516       | 23          | 24          | 33½          | 20         | 18½        | 18½         | 26½        | 28      | 16.9     |

**Description**

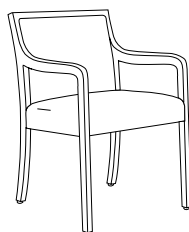
- Standard with: Nylon Glides

| List Price/Grade  | Yards | COM/1   | 2    | 3    | 4    | 5    | 6    | 7    | 8    | 9    | 10   | L1   | L2   |
|-------------------|-------|---------|------|------|------|------|------|------|------|------|------|------|------|
| Single Upholstery | 1.50  | \$ 1170 | 1244 | 1305 | 1365 | 1457 | 1550 | 1683 | 1820 | 1982 | 2166 | 1635 | 1833 |

Must Specify (in this order):

Model #  
Upholstery  
Finish  
Glide

|  |     |    |    |     |    |     |     |     |    |      |
|--|-----|----|----|-----|----|-----|-----|-----|----|------|
| GUEST WITH WOOD FRAMED BACK, OPEN ARMS | 517 | 23 | 24 | 33¼ | 20 | 18½ | 18½ | 26½ | 28 | 16.9 |
|--|-----|----|----|-----|----|-----|-----|-----|----|------|

**Description**

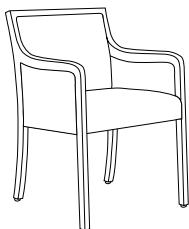
- Standard with: Nylon Glides

| List Price/Grade  | Yards | COM/1   | 2    | 3    | 4    | 5    | 6    | 7    | 8    | 9    | 10   | L1   | L2   |
|-------------------|-------|---------|------|------|------|------|------|------|------|------|------|------|------|
| Single Upholstery | 1.50  | \$ 1180 | 1254 | 1315 | 1375 | 1467 | 1560 | 1693 | 1830 | 1992 | 2176 | 1645 | 1843 |

Must Specify (in this order):

Model #  
Upholstery  
Finish  
Glide

|  |     |    |    |     |    |     |     |     |    |      |
|--|-----|----|----|-----|----|-----|-----|-----|----|------|
| GUEST WITH WOOD FRAMED BACK, CLOSED ARMS | 519 | 23 | 24 | 33¼ | 20 | 18½ | 18½ | 26½ | 30 | 16.9 |
|--|-----|----|----|-----|----|-----|-----|-----|----|------|

**Description**

- Standard with: Nylon Glides

| List Price/Grade  | Yards | COM/1   | 2    | 3    | 4    | 5    | 6    | 7    | 8    | 9    | 10   | L1   | L2   |
|-------------------|-------|---------|------|------|------|------|------|------|------|------|------|------|------|
| Single Upholstery | 2.00  | \$ 1406 | 1504 | 1586 | 1666 | 1788 | 1912 | 2090 | 2272 | 2488 | 2734 | 2026 | 2290 |

Must Specify (in this order):

Model #  
Upholstery  
Finish  
Glide

For ordering options, [see overview at the beginning of this section.](#)

Traditional splendor and elegant styling is showcased in Breman’s stately and timeless wing-back presentation. Precisely placed trim nails, pillow headrest, Queen Anne legs, and button-tufted or plain back models add detail and versatility to this collection. Swivels feature swivel-tilt control with pneumatic height adjustment.

CONSTRUCTION

- Exposed wood components and chair frame are manufactured using European Beech and are free of spirits, discoloration, pits, shakes, and wormholes; base caps are manufactured using select maple
- All chair joints are double-doweled or mortised and tenoned, screwed, and glued for maximum strength and durability
- All seats feature corner blocking
- Frames are individually hand assembled and sanded prior to being finished
- Non-marring nylon glides included in each leg at floor level
- If applicable, caster options include hooded casters available in black, brass and silver or choose black soft casters for hard surfaces
- High Grade Polyurethane Foam, 2" thick in the seat and back
- Textiles are sewn with double stitch seams
- High quality resilient sheet webbing ensures a comfortable seating application
- Ships fully assembled

HOW TO ORDER EXAMPLE

| Model No. | Description | Example                    |
|-----------|-------------|----------------------------|
| 184TB     | Finish      | SCH                        |
|           | Upholstery  | Green Hides Vulcano Strata |
|           | Nail Trim   | NABRS                      |
|           | Control     | STD                        |
|           | Casters     | BRCS                       |

WOOD FINISHES

Indiana Furniture uses a multi-step, hand finishing process on all exposed wood frames.

Chairs feature a catalyzed varnish finish which offers durability, lasting beauty, and resistance to normal wear.

|     |                     |     |                     |
|-----|---------------------|-----|---------------------|
| AW  | Artisan Walnut      | MW  | Mahogany Walnut     |
| AS  | Asian Night         | MO  | Medium Oak*         |
| BW  | Beigewood*          | ORW | Oak Riftwood*       |
| BL  | Black               | PNW | Pinnacle Walnut     |
| CO  | Columbian Walnut    | SCH | Select Cherry       |
| DC  | Dark Cherry         | SKC | Shaker Cherry       |
| DFW | Dark Forest Walnut* | SBP | Smoky Brown Pear*   |
| WH  | Designer White      | TK  | Studio Teak         |
| EF  | Espresso            | SM  | Sugar Maple         |
| FO  | Fawn Oak*           | SW  | Sunglow Walnut      |
| GC  | Golden Cherry       | TT  | Tavern Teak*        |
| HVM | Harvest Maple*      | WTA | Weathered Ash*      |
| HW  | Harvest Walnut      | WC  | Williamsburg Cherry |
| LW  | Legacy Walnut       |     |                     |

\* Finish is Low Sheen

UPHOLSTERY OPTIONS

Available in single upholstery in a wide variety of graded-in or contract options, including fabric, vinyl, and leather.

NAIL TRIM OPTIONS

|       |                  |        |
|-------|------------------|--------|
| NABRS | Brass Nail Trim  | Std    |
| NSLVR | Silver Nail Trim | \$ N/C |
| NONT  | No Nail Trim     | \$ N/C |

CONTROL OPTIONS (IF APPLICABLE)

|     |  |        |
|-----|--|--------|
| STD | Swivel-Tilt with Adjustable Tension Spring | Std    |
| KT  | Knee-Tilt Control                          | \$ 281 |

CASTER OPTIONS (IF APPLICABLE)


|      |                                     |        |
|------|-------------------------------------|--------|
| BRCS | Brass Hooded Casters                | Std    |
| BLCS | Black Hooded Casters                | \$ N/C |
| SLCS | Silver Hooded Casters               | \$ N/C |
| BHC  | Black Soft Caster for Hard Surfaces | \$ N/C |

CERTIFICATIONS & COMPLIANCE

- Seat and back comply with CAL 117-2013
- Intertek Sustainability Certified
- BIFMA level® Certified
- BIFMA Compliant® Certified
- TSCA Title VI (CARB) Compliance
- US Green Building’s LEED® Contribution



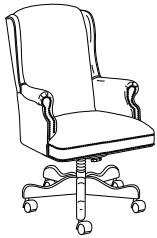
Tufted High Back  
Swivel: 184TB  
[\(See Details\)](#)



Tufted High Back  
Guest: 186TB  
[\(See Details\)](#)




High Pillow Back  
Swivel: 184PB  
[\(See Details\)](#)



High Back Swivel:  
184  
[\(See Details\)](#)



Mid Back Swivel  
182  
[\(See Details\)](#)



High Back Guest  
186  
[\(See Details\)](#)

| Item                    | Model No. | Chair Width | Chair Depth | Chair Height | Seat Width | Seat Depth | Seat Height | Arm Height | Ship Wt | Cubic Ft |
|-------------------------|-----------|-------------|-------------|--------------|------------|------------|-------------|------------|---------|----------|
| TUFTED HIGH BACK SWIVEL | 184TB     | 28          | 26½         | 42-46        | 19         | 18½        | 16½-20½     | 24½-28½    | 74      | 25.8     |




Must Specify (in this order):  
Model #  
Finish  
Upholstery  
Nail Trim  
Control  
Caster

Description

- Standard with: Swivel Tilt Control with Adjustable Tension, Pneumatic Height Adjustment, Tufted Back, Brass Nail Trim, 5-Star Base with Decorative Hardwood Caps, and Brass Hooded Dual Wheel Casters
- Additional Options: Silver Trim ([Nail Trim Options](#)), Soft Casters or Hooded Casters ([Casters Options](#)), and Knee-Tilt Control Option ([See Details](#))

| List Price/Grade  | Yards | COM/1   | 2    | 3    | 4    | 5    | 6    | 7    | 8    | 9    | 10   | L1   | L2   |
|-------------------|-------|---------|------|------|------|------|------|------|------|------|------|------|------|
| Single Upholstery | 4.25  | \$ 2934 | 3142 | 3317 | 3487 | 3746 | 4009 | 4388 | 4774 | 5233 | 5756 | 4252 | 4813 |

|                        |       |    |    |     |    |     |    |     |    |      |
|------------------------|-------|----|----|-----|----|-----|----|-----|----|------|
| TUFTED HIGH BACK GUEST | 186TB | 28 | 30 | 43½ | 19 | 18½ | 18 | 26½ | 54 | 27.7 |
|------------------------|-------|----|----|-----|----|-----|----|-----|----|------|




Must Specify (in this order):  
Model #  
Finish  
Upholstery  
Nail Trim

Description

- Standard with: Tufted Back, Queen Anne Legs, and Brass Nail Trim
- Optional Silver Trim ([Nail Trim Options](#))

| List Price/Grade  | Yards | COM/1   | 2    | 3    | 4    | 5    | 6    | 7    | 8    | 9    | 10   | L1   | L2   |
|-------------------|-------|---------|------|------|------|------|------|------|------|------|------|------|------|
| Single Upholstery | 4.25  | \$ 2331 | 2539 | 2714 | 2884 | 3143 | 3406 | 3785 | 4171 | 4630 | 5153 | 3649 | 4210 |

|                         |       |    |     |       |    |     |         |         |    |      |
|-------------------------|-------|----|-----|-------|----|-----|---------|---------|----|------|
| HIGH PILLOW BACK SWIVEL | 184PB | 28 | 26½ | 42-46 | 19 | 18½ | 16½-20½ | 24½-28½ | 74 | 25.8 |
|-------------------------|-------|----|-----|-------|----|-----|---------|---------|----|------|



Must Specify (in this order):  
Model #  
Finish  
Upholstery  
Nail Trim  
Control  
Caster

Description

- Standard with: Swivel Tilt Control with Adjustable Tension, Pneumatic Height Adjustment, Pillow Back Headrest, Brass Nail Trim, 5-Star Base with Decorative Hardwood Caps, and Brass Hooded Dual Wheel Casters
- Additional Options: Silver Trim ([Nail Trim Options](#)), Soft Casters or Hooded Casters ([Casters Options](#)), and Knee-Tilt Control Option ([See Details](#))

| List Price/Grade  | Yards | COM/1   | 2    | 3    | 4    | 5    | 6    | 7    | 8    | 9    | 10   | L1   | L2   |
|-------------------|-------|---------|------|------|------|------|------|------|------|------|------|------|------|
| Single Upholstery | 4.00  | \$ 2917 | 3113 | 3277 | 3437 | 3681 | 3929 | 4285 | 4649 | 5081 | 5573 | 4157 | 4685 |

| Item             | Model No. | Chair Width | Chair Depth | Chair Height | Seat Width | Seat Depth | Seat Height | Arm Height | Ship Wt | Cubic Ft |
|------------------|-----------|-------------|-------------|--------------|------------|------------|-------------|------------|---------|----------|
| HIGH BACK SWIVEL | 184       | 28          | 26½         | 42-46        | 19         | 18½        | 16½-20½     | 24½-28½    | 74      | 25.8     |



Must Specify (in this order):


Model #  
Finish  
Upholstery  
Nail Trim  
Control  
Caster

### Description

- Standard with: Swivel Tilt Control with Adjustable Tension, Pneumatic Height Adjustment, Brass Nail Trim, 5-Star Base with Decorative Hardwood Caps, and Brass Hooded Dual Wheel Casters
- Additional Options: Silver Trim ([Nail Trim Options](#)), Soft Casters or Hooded Casters ([Casters Options](#)), and Knee-Tilt Control Option ([See Details](#))

| List Price/Grade  | Yards | COM/1   | 2    | 3    | 4    | 5    | 6    | 7    | 8    | 9    | 10   | L1   | L2   |
|-------------------|-------|---------|------|------|------|------|------|------|------|------|------|------|------|
| Single Upholstery | 3.75  | \$ 2724 | 2908 | 3062 | 3212 | 3440 | 3673 | 4007 | 4348 | 4753 | 5214 | 3887 | 4382 |

|                 |     |    |    |     |    |     |    |     |    |      |
|-----------------|-----|----|----|-----|----|-----|----|-----|----|------|
| HIGH BACK GUEST | 186 | 28 | 30 | 43½ | 19 | 18½ | 18 | 26½ | 54 | 27.7 |
|-----------------|-----|----|----|-----|----|-----|----|-----|----|------|



Must Specify (in this order):

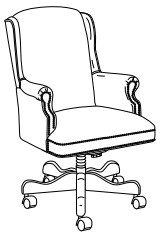
Model #  
Finish  
Upholstery  
Nail Trim

### Description

- Standard with: Queen Anne Legs and Brass Nail Trim
- Optional Silver Trim ([Nail Trim Options](#))

| List Price/Grade  | Yards | COM/1   | 2    | 3    | 4    | 5    | 6    | 7    | 8    | 9    | 10   | L1   | L2   |
|-------------------|-------|---------|------|------|------|------|------|------|------|------|------|------|------|
| Single Upholstery | 3.75  | \$ 2092 | 2276 | 2430 | 2580 | 2808 | 3041 | 3375 | 3716 | 4121 | 4582 | 3255 | 3750 |

|                 |     |    |     |       |    |     |         |         |    |      |
|-----------------|-----|----|-----|-------|----|-----|---------|---------|----|------|
| MID BACK SWIVEL | 182 | 28 | 26½ | 39-43 | 19 | 18½ | 16½-20½ | 24½-28½ | 74 | 25.8 |
|-----------------|-----|----|-----|-------|----|-----|---------|---------|----|------|



Must Specify (in this order):

Model #  
Finish  
Upholstery  
Nail Trim  
Control  
Caster

### Description

- Standard with: Swivel Tilt Control with Adjustable Tension, Pneumatic Height Adjustment, Brass Nail Trim, 5-Star Base with Decorative Hardwood Caps, and Brass Hooded Dual Wheel Casters
- Additional Options: Silver Trim ([Nail Trim Options](#)), Soft Casters or Hooded Casters ([Casters Options](#)), and Knee-Tilt Control Option ([See Details](#))

| List Price/Grade  | Yards | COM/1   | 2    | 3    | 4    | 5    | 6    | 7    | 8    | 9    | 10   | L1   | L2   |
|-------------------|-------|---------|------|------|------|------|------|------|------|------|------|------|------|
| Single Upholstery | 3.75  | \$ 2600 | 2784 | 2938 | 3088 | 3316 | 3549 | 3883 | 4224 | 4629 | 5090 | 3763 | 4258 |

For ordering options, [see overview at the beginning of this section.](#)



The Britta Collection showcases a Mid-Century Scandinavian aesthetic with an appealing contemporary feel. The guest, single lounge, and settee all feature a wall-saver design. Choose from an open or closed arm in an array of wood finishes, with complementing tables available in two edge styles, to create an inviting space with warm and energetic sensibility.

CONSTRUCTION

- High Grade Polyurethane Foam, 1¼- 2½" thick in the seat and 1½ -2½" in the tapered back
- The wood veneer table tops are 1" thick and are made of select grade sliced Walnut, Cherry, Maple, or composite veneers for maximum grain and color consistency
- The knife edge profile features a 5-ply balanced construction with a solid hardwood rim; the square edge profile features a 3-ply balanced construction with a 3mm veneer edge band
- The aprons and legs are solid maple hardwood and ship with adjustable glides
- Chairs and tables ship fully assembled

HOW TO ORDER EXAMPLE

GUEST AND LOUNGE

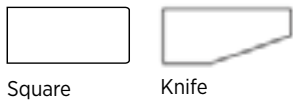
| Model No. | Description        | Example                      |
|-----------|--------------------|------------------------------|
| 246       | Finish             | DFW                          |
|           | Primary Upholstery | Mayer Fabrics Fiji Aluminum  |
|           | Accent Upholstery  | Mayer Fabrics Fedora Bitumen |
|           | Glides             | STD                          |

TABLES

| Model No.  | Description   | Example |
|------------|---------------|---------|
| 231-1818ET | Edge Profile  | K       |
|            | Veneer Finish | DFW     |

TABLE EDGE PROFILE


- Y Square Edge  
K Knife Edge



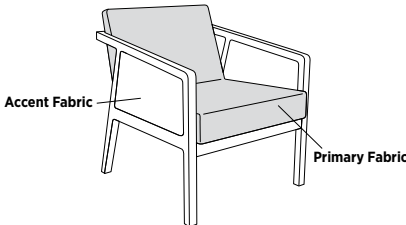
UPHOLSTERY OPTIONS

Available in single or contrasting upholsteries in a wide variety of graded-in or contract options, including fabric, vinyl, and leather.

Single Upholstery



Contrasting Upholstery



WOOD FINISHES ON SEATING

Indiana Furniture uses a multi-step, hand finishing process on all exposed wood frames, offering distinctive grain clarity, superior resistance to normal wear, and ease of maintenance.

|     |                     |     |                     |
|-----|---------------------|-----|---------------------|
| AW  | Artisan Walnut      | MW  | Mahogany Walnut     |
| AS  | Asian Night         | MO  | Medium Oak*         |
| BW  | Beigewood*          | ORW | Oak Riftwood*       |
| BL  | Black               | PNW | Pinnacle Walnut     |
| CO  | Columbian Walnut    | SCH | Select Cherry       |
| DC  | Dark Cherry         | SKC | Shaker Cherry       |
| DFW | Dark Forest Walnut* | SBP | Smoky Brown Pear*   |
| WH  | Designer White      | TK  | Studio Teak         |
| EF  | Espresso            | SM  | Sugar Maple         |
| FO  | Fawn Oak*           | SW  | Sunglow Walnut      |
| GC  | Golden Cherry       | TT  | Tavern Teak*        |
| HVM | Harvest Maple*      | WTA | Weathered Ash*      |
| HW  | Harvest Walnut      | WC  | Williamsburg Cherry |
| LW  | Legacy Walnut       |     |                     |

\* Finish is Low Sheen

VENEER (W) OPTIONS ON TABLES

Veneer tops feature UV Advantage, an ultra-violet finish, on all exposed surfaces by utilizing roll-coat UV technology

|     |                    |     |                     |
|-----|--------------------|-----|---------------------|
| AW  | Artisan Walnut     | HW  | Harvest Walnut      |
| CO  | Columbian Walnut   | LW  | Legacy Walnut       |
| DC  | Dark Cherry        | MW  | Mahogany Walnut     |
| DFW | Dark Forest Walnut | SCH | Select Cherry       |
| EF  | Espresso           | SKC | Shaker Cherry       |
| GC  | Golden Cherry      | SM  | Sugar Maple         |
| HVM | Harvest Maple      | WC  | Williamsburg Cherry |

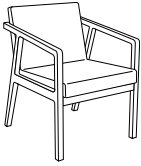
GLIDE OPTIONS

|      |              |        |
|------|--------------|--------|
| STD  | Nylon Glides | Std    |
| FELT | Felt Glides  | \$ N/C |

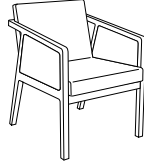
CERTIFICATIONS & COMPLIANCE

- CAL 117-2013 Compliance
- Intertek Sustainability Certified
- BIFMA level® Certified
- BIFMA Compliant® Certified
- TSCA Title VI (CARB) Compliance
- US Green Building's LEED® Contribution


Seating + Tables




Open Arm Guest:  
235  
[\(See Details\)](#)



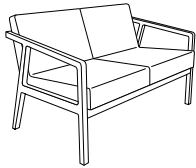
Closed Arm Guest:  
245  
[\(See Details\)](#)



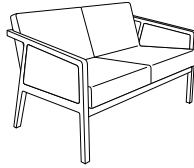
Open Arm Lounge:  
236  
[\(See Details\)](#)



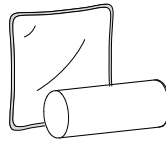
Closed Arm Lounge:  
246  
[\(See Details\)](#)



Open Arm Settee:  
2362  
[\(See Details\)](#)



Closed Arm Settee:  
2462  
[\(See Details\)](#)




Enhance your space with  
Cush Pillows. [See details.](#)



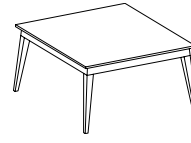
Square End Table:  
231-1818ET  
[\(See Details\)](#)



Square Cocktail Table:  
231-2323SCT  
[\(See Details\)](#)

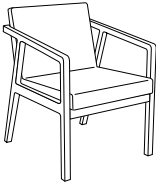


Rectangular Cocktail Table:  
231-4723RCT  
[\(See Details\)](#)



Square Cocktail Table:  
231-3535SCT  
[\(See Details\)](#)

| Item           | Model No. | Chair Width | Chair Depth | Chair Height | Seat Width | Seat Depth | Seat Height | Arm Height | Ship Wt | Cubic Ft |
|----------------|-----------|-------------|-------------|--------------|------------|------------|-------------|------------|---------|----------|
| OPEN ARM GUEST | 235       | 23¼         | 27¼         | 32           | 20½        | 19½        | 18          | 25         | 34      | 16.0     |



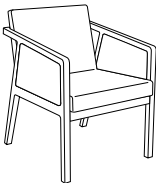
**Description**

- Standard with: Nylon Glides

| List Price/Grade  | Yards | COM/1   | 2    | 3    | 4    | 5    | 6    | 7    | 8    | 9    | 10   | L1   | L2   |
|-------------------|-------|---------|------|------|------|------|------|------|------|------|------|------|------|
| Single Upholstery | 1.50  | \$ 1326 | 1400 | 1461 | 1521 | 1613 | 1706 | 1839 | 1976 | 2138 | 2322 | 1791 | 1989 |

Must Specify (in this order):  
Model #  
Finish  
Upholstery  
Glide

|                  |     |     |     |    |     |     |    |    |    |      |
|------------------|-----|-----|-----|----|-----|-----|----|----|----|------|
| CLOSED ARM GUEST | 245 | 23¼ | 27¼ | 32 | 20½ | 19½ | 18 | 25 | 36 | 16.0 |
|------------------|-----|-----|-----|----|-----|-----|----|----|----|------|




**Description**

- Standard with: Nylon Glides
- Available with Contrasting Upholsteries

| List Price/Grade       | Yards | COM/1   | 2    | 3    | 4    | 5    | 6    | 7    | 8    | 9    | 10   | L1   | L2   |
|------------------------|-------|---------|------|------|------|------|------|------|------|------|------|------|------|
| Single Upholstery      | 2.50  | \$ 1529 | 1652 | 1754 | 1854 | 2007 | 2162 | 2384 | 2612 | 2882 | 3189 | 2304 | 2634 |
| Contrasting Upholstery |       |         |      |      |      |      |      |      |      |      |      |      |      |
| Primary                | 1.50  | \$ 1529 | 1603 | 1664 | 1724 | 1816 | 1909 | 2042 | 2179 | 2341 | 2525 | 1994 | 2192 |
| Accent                 | 1.00  | \$ 0    | 49   | 90   | 130  | 191  | 253  | 342  | 433  | 541  | 664  | 310  | 442  |

Must Specify (in this order):  
Model #  
Finish  
Primary Upholstery  
Accent Upholstery  
Glide

|                 |     |     |     |     |    |     |     |     |    |      |
|-----------------|-----|-----|-----|-----|----|-----|-----|-----|----|------|
| OPEN ARM LOUNGE | 236 | 24¾ | 28¾ | 29¾ | 22 | 20½ | 17¼ | 22¾ | 37 | 16.4 |
|-----------------|-----|-----|-----|-----|----|-----|-----|-----|----|------|



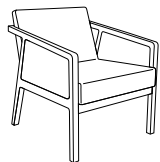
**Description**

- Standard with: Nylon Glides

| List Price/Grade  | Yards | COM/1   | 2    | 3    | 4    | 5    | 6    | 7    | 8    | 9    | 10   | L1   | L2   |
|-------------------|-------|---------|------|------|------|------|------|------|------|------|------|------|------|
| Single Upholstery | 1.75  | \$ 1571 | 1657 | 1729 | 1799 | 1905 | 2014 | 2170 | 2329 | 2518 | 2733 | 2114 | 2345 |

Must Specify (in this order):  
Model #  
Finish  
Upholstery  
Glide

| Item              | Model No. | Chair Width | Chair Depth | Chair Height | Seat Width | Seat Depth | Seat Height | Arm Height | Ship Wt | Cubic Ft |
|-------------------|-----------|-------------|-------------|--------------|------------|------------|-------------|------------|---------|----------|
| CLOSED ARM LOUNGE | 246       | 24¾         | 28¾         | 29¾          | 22         | 20½        | 17¼         | 22¾        | 39      | 16.4     |



Must Specify (in this order):

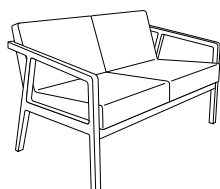
Model #  
Finish  
Primary Upholstery  
Accent Upholstery  
Glide

### Description

- Standard with: Nylon Glides
- Available with Contrasting Upholsteries

| List Price/Grade       | Yards | COM/1   | 2    | 3    | 4    | 5    | 6    | 7    | 8    | 9    | 10   | L1   | L2   |
|------------------------|-------|---------|------|------|------|------|------|------|------|------|------|------|------|
| Single Upholstery      | 2.75  | \$ 1752 | 1887 | 2000 | 2110 | 2277 | 2448 | 2693 | 2943 | 3240 | 3578 | 2605 | 2968 |
| Contrasting Upholstery |       |         |      |      |      |      |      |      |      |      |      |      |      |
| Primary                | 1.75  | \$ 1752 | 1838 | 1910 | 1980 | 2086 | 2195 | 2351 | 2510 | 2699 | 2914 | 2295 | 2526 |
| Accent                 | 1.00  | \$ 0    | 49   | 90   | 130  | 191  | 253  | 342  | 433  | 541  | 664  | 310  | 442  |

|                 |      |     |     |     |    |     |     |     |    |      |
|-----------------|------|-----|-----|-----|----|-----|-----|-----|----|------|
| OPEN ARM SETTEE | 2362 | 46¾ | 28¾ | 29¾ | 44 | 20½ | 17¼ | 22¾ | 68 | 29.4 |
|-----------------|------|-----|-----|-----|----|-----|-----|-----|----|------|



Must Specify (in this order):

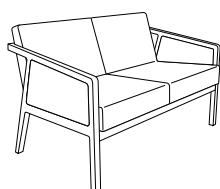
Model #  
Finish  
Primary Upholstery  
Accent Upholstery  
Glide

### Description

- Standard with: Nylon Glides

| List Price/Grade  | Yards | COM/1   | 2    | 3    | 4    | 5    | 6    | 7    | 8    | 9    | 10   | L1   | L2   |
|-------------------|-------|---------|------|------|------|------|------|------|------|------|------|------|------|
| Single Upholstery | 3.25  | \$ 2602 | 2761 | 2895 | 3025 | 3223 | 3424 | 3714 | 4009 | 4360 | 4760 | 3610 | 4039 |

|                   |      |     |     |     |    |     |     |     |    |      |
|-------------------|------|-----|-----|-----|----|-----|-----|-----|----|------|
| CLOSED ARM SETTEE | 2462 | 46¾ | 28¾ | 29¾ | 44 | 20½ | 17¼ | 22¾ | 70 | 29.4 |
|-------------------|------|-----|-----|-----|----|-----|-----|-----|----|------|



Must Specify (in this order):

Model #  
Finish  
Primary Upholstery  
Accent Upholstery  
Glide

### Description

- Standard with: Nylon Glides
- Available with Contrasting Upholsteries

| List Price/Grade       | Yards | COM/1   | 2    | 3    | 4    | 5    | 6    | 7    | 8    | 9    | 10   | L1   | L2   |
|------------------------|-------|---------|------|------|------|------|------|------|------|------|------|------|------|
| Single Upholstery      | 4.25  | \$ 2772 | 2980 | 3155 | 3325 | 3584 | 3847 | 4226 | 4612 | 5071 | 5594 | 4090 | 4651 |
| Contrasting Upholstery |       |         |      |      |      |      |      |      |      |      |      |      |      |
| Primary                | 3.25  | \$ 2772 | 2931 | 3065 | 3195 | 3393 | 3594 | 3884 | 4179 | 4530 | 4930 | 3780 | 4209 |
| Accent                 | 1.00  | \$ 0    | 49   | 90   | 130  | 191  | 253  | 342  | 433  | 541  | 664  | 310  | 442  |

For ordering options, [see overview at the beginning of this section.](#)

| Item      | Model No.  |             | W  | D  | H  | Ship Wt | Cubic Ft | List Price |      |
|-----------|------------|-------------|----|----|----|---------|----------|------------|------|
| END TABLE | 231-1818ET | Square Edge | 18 | 18 | 20 | 18      | 10.8     | Y\$        | 1349 |
|           |            | Knife Edge  |    |    |    |         |          | K\$        | 1726 |

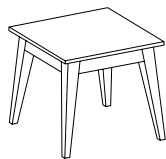


Must Specify (in this order):  
Model #  
Finish  
Edge

**Description**

- Standard with: Adjustable Glides
- Specify Square (Y) or Knife (K) Edge ([See Edge Details](#))
- Ships Fully Assembled

|                             |             |             |    |    |    |    |      |     |      |
|-----------------------------|-------------|-------------|----|----|----|----|------|-----|------|
| SMALL SQUARE COCKTAIL TABLE | 231-2323SCT | Square Edge | 23 | 23 | 16 | 21 | 10.8 | Y\$ | 1379 |
|                             |             | Knife Edge  |    |    |    |    |      | K\$ | 1767 |

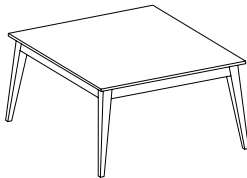


Must Specify (in this order):  
Model #  
Finish  
Edge

**Description**

- Standard with: Adjustable Glides
- Specify Square (Y) or Knife (K) Edge ([See Edge Details](#))
- Ships Fully Assembled

|                       |             |             |                  |                  |    |    |      |     |      |
|-----------------------|-------------|-------------|------------------|------------------|----|----|------|-----|------|
| SQUARE COCKTAIL TABLE | 231-3535SCT | Square Edge | 34 $\frac{7}{8}$ | 34 $\frac{7}{8}$ | 16 | 45 | 25.7 | Y\$ | 1652 |
|                       |             | Knife Edge  |                  |                  |    |    |      | K\$ | 2122 |




Must Specify (in this order):  
Model #  
Finish  
Edge

**Description**

- Standard with: Adjustable Glides
- Specify Square (Y) or Knife (K) Edge ([See Edge Details](#))
- Ships Fully Assembled

|                            |             |             |                  |    |    |    |      |     |      |
|----------------------------|-------------|-------------|------------------|----|----|----|------|-----|------|
| RECTANGULAR COCKTAIL TABLE | 231-4723RCT | Square Edge | 46 $\frac{7}{8}$ | 23 | 16 | 36 | 23.1 | Y\$ | 1617 |
|                            |             | Knife Edge  |                  |    |    |    |      | K\$ | 2080 |



Must Specify (in this order):  
Model #  
Finish  
Edge

**Description**

- Standard with: Adjustable Glides
- Specify Square (Y) or Knife (K) Edge ([See Edge Details](#))
- Ships Fully Assembled



Square



Knife

For ordering options, [see overview at the beginning of this section](#)



Flexibility doesn't have to be complicated. With just a few shapely modular components, Carreta provides an array of highly functional, reconfigurable lounge and open meeting space options. Combine any of our standard upholsteries on benches with or without backrests. Unique tables help define the look and support portable technologies.

CONSTRUCTION

- Frames are ¾" particle board
- Non-marring nylon glides included in each leg at floor level
- High Grade Polyurethane Foam, 2½" thick in the seat and 1¾" thick in the back
- Textiles are sewn with double stitch seams
- Each model features a black stainless steel sled base with adjustable levelers
- Ships fully assembled

HOW TO ORDER EXAMPLE

SEATING MODULES

| Model No. | Description                       | Example             |
|-----------|-----------------------------------|---------------------|
| 440-3272F | Primary Upholstery                | Silvertex Turquoise |
|           | Accent Upholstery (if applicable) | Silvertex Ice       |

TABLES


| Model No.  | Description  | Example |
|------------|--------------|---------|
| 440-3221ET | Power Supply | Std     |

UPHOLSTERY OPTIONS

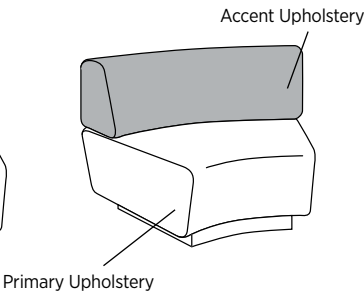
Available in single or contrasting upholsteries in a wide variety of graded-in or contract options, including fabric, vinyl, and leather.

Due to Carreta's unique shape on curved models, not all upholsteries are recommended. We have pre-approved upholsteries (Silvertex and Whisper Vinyl). [See over 70 color options.](#) Please contact Customer Service for swatch approval prior to specifying.

Single Upholstery



Contrasting Upholstery



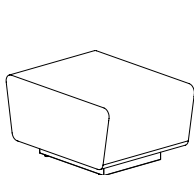
POWER SUPPLY FOR TABLES

|             |                           |        |
|-------------|---------------------------|--------|
| STD         | No Power Supply           | Std    |
| 01-DATA440A | Aluminum, 2 Power Outlets | \$ 904 |
| 01-DATA440B | Black, 2 Power Outlets    | \$ 904 |


CERTIFICATIONS & COMPLIANCE

- CAL 117-2013 Compliance
- Intertek Sustainability Certified
- BIFMA level® Certified
- BIFMA Compliant® Certified
- TSCA Title VI (CARB) Compliance
- US Green Building's LEED® Contribution

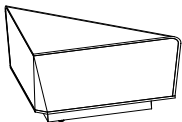
STATEMENT OF LINE



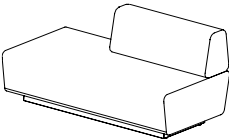
Bench Modules  
[\(See Details\)](#)



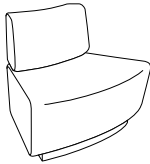
Complete Modules  
[\(See Details\)](#)




90° Connector Modules  
[\(See Details\)](#)



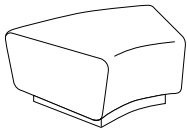
Chaise Modules  
[\(See Details\)](#)



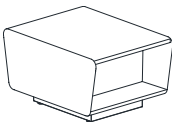
Curve In Modules  
[\(See Details\)](#)




Curve Out Modules  
[\(See Details\)](#)



Curve Bench Modules  
[\(See Details\)](#)



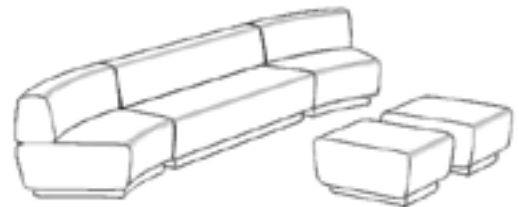
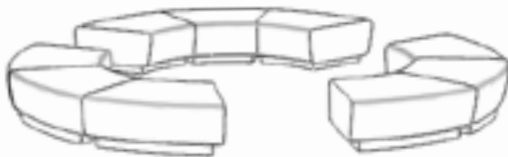
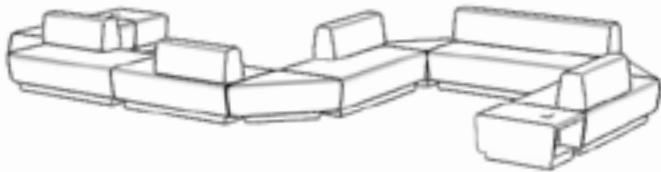
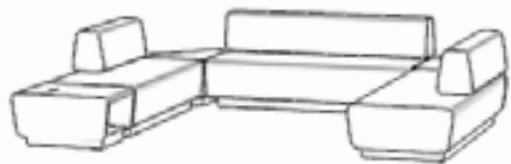
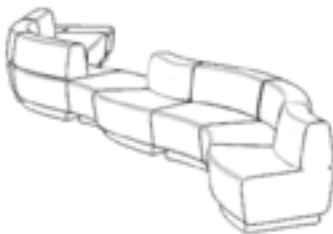
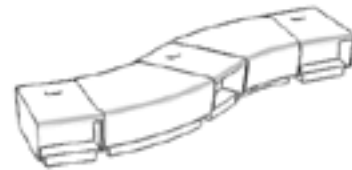
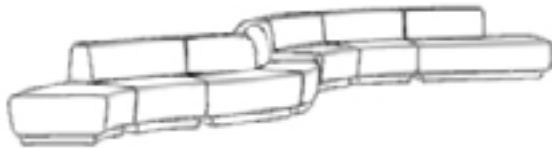
Complementary Tables  
Open  
[\(See Details\)](#)



Enhance your space with  
Cush Pillows. [See details.](#)

Go straight, curve it up, or create anything in between. Carreta's flexibility allows you to design the perfect setting for your space.

Need help getting started? No problem. Below are a few thought starters, which show Carreta's versatility and range of application.






| Item  | Model No. | Width | Depth | Height | Ship Wt | Cubic Ft | List Price |
|---|-----------|-------|-------|--------|---------|----------|------------|
|  | 440-1     | 347   | 64    | 35 ½   | 904     | 239.5    | \$ 33725   |


| CONSISTS OF: | QTY |                            |          |
|--------------|-----|----------------------------|----------|
| 440-3242CB   | 1   | Curve Bench Module (Gr 2)  | \$ 2943  |
| 440-3242COF  | 4   | Curve Out Module (Gr 2)    | \$ 19432 |
| 440-3242CIF  | 2   | Curve In Module (Gr 2)     | \$ 8236  |
| 440-3260L    | 1   | Chaise Module, Left (Gr 2) | \$ 3114  |

Products are available as left or right and with other features, where applicable  
Grade 2 with standard metal leg pricing

|   |       |     |    |      |     |       |          |
|---|-------|-----|----|------|-----|-------|----------|
|  | 440-2 | 222 | 64 | 35 ½ | 476 | 129.8 | \$ 23224 |
|---|-------|-----|----|------|-----|-------|----------|


| CONSISTS OF: | QTY |                          |          |
|--------------|-----|--------------------------|----------|
| 440-3242COF  | 4   | Curve Out Module (Gr 2)  | \$ 19432 |
| 440-3221MT   | 2   | Complementary Table Open | \$ 3792  |


Products are available as left or right and with other features, where applicable  
Grade 2 with standard metal leg pricing

|   |       |     |     |      |     |     |          |
|---|-------|-----|-----|------|-----|-----|----------|
|  | 440-3 | 135 | 125 | 30 ½ | 546 | 175 | \$ 13923 |
|---|-------|-----|-----|------|-----|-----|----------|

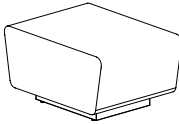
| CONSISTS OF: | QTY |                          |         |
|--------------|-----|--------------------------|---------|
| 440-3221MT   | 1   | Complementary Table Open | \$ 1896 |
| 440-90C      | 2   | 90° Connector Module     | \$ 2756 |
| 440-3272F    | 1   | Complete Module          | \$ 3509 |
| 440-3260R    | 1   | Chaise Module, Right     | \$ 2881 |
| 440-3260L    | 1   | Chaise Module, Left      | \$ 3114 |

Products are available as left or right and with other features, where applicable  
Grade 1 with standard metal leg pricing

| Item   | Model No.    | Width | Depth                    | Height | Ship Wt | Cubic Ft | List Price |
|--|--------------|-------|--------------------------|--------|---------|----------|------------|
|   | 440-4        | 285   | 125                      | 30 ½   | 1011    | 321.5    | \$ 26176   |
|  | CONSISTS OF: |       | QTY                      |        |         |          |            |
|  | 440-3221MT   | 2     | Complementary Table Open |        |         |          | \$ 3792    |
|  | 440-90C      | 4     | 90° Connector Module     |        |         |          | \$ 5512    |
|  | 440-3272F    | 1     | Complete Module          |        |         |          | \$ 3509    |
|  | 440-3248B    | 1     | Bench Module             |        |         |          | \$ 1839    |
|  | 440-3260R    | 2     | Chaise Module, Right     |        |         |          | \$ 5762    |
|  | 440-3260L    | 2     | Chaise Module, Left      |        |         |          | \$ 5762    |
| Products are available as left or right and with other features, where applicable<br>Grade 1 with standard metal leg pricing |              |       |                          |        |         |          |            |


|  |              |     |                          |      |     |       |    |       |
|--|--------------|-----|--------------------------|------|-----|-------|----|-------|
|   | 440-5        | 174 | 124                      | 30 ½ | 654 | 236.6 | \$ | 13367 |
|  |              |     |                          |      |     |       |    |       |
|  | CONSISTS OF: |     | QTY                      |      |     |       |    |       |
|  | 440-3272F    | 1   | Complete Module          |      |     |       | \$ | 3509  |
|  | 440-90C      | 1   | 90° Connector Module     |      |     |       | \$ | 1378  |
|  | 440-3221MT   | 1   | Complementary Table Open |      |     |       | \$ | 1896  |
|  | 440-3272R    | 1   | Chaise Module, Right     |      |     |       | \$ | 3292  |
|  | 440-3272L    | 1   | Chaise Module, Left      |      |     |       | \$ | 3292  |
| Products are available as left or right and with other features, where applicable<br>Grade 1 with standard metal leg pricing |              |     |                          |      |     |       |    |       |

For ordering options, [see overview at the beginning of this section.](#)

| Item   | Model No.         |       | Chair Width | Chair Depth | Chair Height | Seat Width | Seat Depth | Seat Height | Arm Height | Ship Wt | Cubic Ft |      |    |    |
|--|-------------------|-------|-------------|-------------|--------------|------------|------------|-------------|------------|---------|----------|------|----|----|
| <div>BENCH MODULE</div> <div></div> <div>Shown as 24"</div> <div>Must Specify (in this order):<br/>Model #<br/>Primary Upholstery</div> | 440-3272B         |       | 71          | 32          | 17           | 71         | 32         | 17          | —          | 140     | 26.6     |      |    |    |
|  | List Price/Grade  | Yards | COM/1       | 2           | 3            | 4          | 5          | 6           | 7          | 8       | 9        | 10   | L1 | L2 |
|  | Single Upholstery | 4.25  | \$ 2385     | 2593        | 2768         | 2938       | 3197       | 3460        | 3839       | 4225    | 4684     | 5207 | NA | NA |
|  | 440-3260B         |       | 59          | 32          | 17           | 59         | 32         | 17          | —          | 120     | 22.3     |      |    |    |
|  | List Price/Grade  | Yards | COM/1       | 2           | 3            | 4          | 5          | 6           | 7          | 8       | 9        | 10   | L1 | L2 |
|  | Single Upholstery | 3.50  | \$ 2103     | 2275        | 2418         | 2558       | 2772       | 2989        | 3300       | 3619    | 3997     | 4427 | NA | NA |
|  | 440-3248B         |       | 47          | 32          | 17           | 47         | 32         | 17          | —          | 99      | 18.0     |      |    |    |
|  | List Price/Grade  | Yards | COM/1       | 2           | 3            | 4          | 5          | 6           | 7          | 8       | 9        | 10   | L1 | L2 |
|  | Single Upholstery | 2.75  | \$ 1839     | 1974        | 2087         | 2197       | 2364       | 2535        | 2780       | 3030    | 3327     | 3665 | NA | NA |
|  | 440-3236B         |       | 35½         | 32          | 17           | 35½        | 32         | 17          | —          | 75      | 13.6     |      |    |    |
|  | List Price/Grade  | Yards | COM/1       | 2           | 3            | 4          | 5          | 6           | 7          | 8       | 9        | 10   | L1 | L2 |
|  | Single Upholstery | 2.25  | \$ 1558     | 1668        | 1761         | 1851       | 1988       | 2127        | 2328       | 2532    | 2775     | 3052 | NA | NA |
|  | 440-3224B         |       | 23½         | 32          | 17           | 23½        | 32         | 17          | —          | 56      | 9.3      |      |    |    |
|  | List Price/Grade  | Yards | COM/1       | 2           | 3            | 4          | 5          | 6           | 7          | 8       | 9        | 10   | L1 | L2 |
|  | Single Upholstery | 1.75  | \$ 1420     | 1506        | 1578         | 1648       | 1754       | 1863        | 2019       | 2178    | 2367     | 2582 | NA | NA |

Description

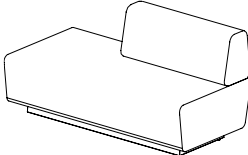
- Standard with: Black Stainless Steel Sled Base with Adjustable Levelers
- Due to Carreta's Unique Shape, Not All Upholsteries are Recommended. If Specifying with Carreta Curve Models, Note the Limits of the Textiles Offering. Please Contact Customer Service for Swatch Approval Prior to Specifying.

| Item  | Model No.               |                         | Chair Width  | Chair Depth  | Chair Height | Seat Width | Seat Depth | Seat Height | Arm Height | Ship Wt  | Cubic Ft |           |           |           |           |
|---|-------------------------|-------------------------|--------------|--------------|--------------|------------|------------|-------------|------------|----------|----------|-----------|-----------|-----------|-----------|
| <br><br>Shown as 24" | COMPLETE MODULE         | 440-3272F               |              | 71           | 32           | 30½        | 71         | 20          | 17         | —        | 180      | 46.5      |           |           |           |
|   |                         | <b>List Price/Grade</b> | <b>Yards</b> | <b>COM/1</b> | <b>2</b>     | <b>3</b>   | <b>4</b>   | <b>5</b>    | <b>6</b>   | <b>7</b> | <b>8</b> | <b>9</b>  | <b>10</b> | <b>L1</b> | <b>L2</b> |
|   |                         | Single Upholstery       | 6.50         | \$ 3509      | 3828         | 4094       | 4354       | 4751        | 5154       | 5732     | 6324     | 7026      | 7825      | NA        | NA        |
|   |                         | Contrasting Upholstery  |              |              |              |            |            |             |            |          |          |           |           |           |           |
|   |                         | Primary                 | 4.00         | \$ 3509      | 3705         | 3869       | 4029       | 4273        | 4521       | 4877     | 5241     | 5673      | 6165      | NA        | NA        |
|   |                         | Accent                  | 2.50         | \$ 0         | 123          | 225        | 325        | 478         | 633        | 855      | 1083     | 1353      | 1660      | NA        | NA        |
|   |                         | 440-3260F               |              | 59           | 32           | 30½        | 59         | 20          | 17         | —        | 155      | 39.0      |           |           |           |
|   |                         | <b>List Price/Grade</b> | <b>Yards</b> | <b>COM/1</b> | <b>2</b>     | <b>3</b>   | <b>4</b>   | <b>5</b>    | <b>6</b>   | <b>7</b> | <b>8</b> | <b>9</b>  | <b>10</b> | <b>L1</b> | <b>L2</b> |
|   |                         | Single Upholstery       | 5.50         | \$ 3095      | 3365         | 3590       | 3810       | 4146        | 4487       | 4976     | 5477     | 6071      | 6747      | NA        | NA        |
|   |                         | Contrasting Upholstery  |              |              |              |            |            |             |            |          |          |           |           |           |           |
| <u>Must Specify (in this order):</u><br>Model #<br>Primary Upholstery<br>Accent Upholstery            |                         | Primary                 | 3.50         | \$ 3095      | 3267         | 3410       | 3550       | 3764        | 3981       | 4292     | 4611     | 4989      | 5419      | NA        | NA        |
|   |                         | Accent                  | 2.00         | \$ 0         | 98           | 180        | 260        | 382         | 506        | 684      | 866      | 1082      | 1328      | NA        | NA        |
|   |                         | 440-3248F               |              | 47           | 32           | 30½        | 47         | 20          | 17         | —        | 129      | 31.5      |           |           |           |
|   |                         | <b>List Price/Grade</b> | <b>Yards</b> | <b>COM/1</b> | <b>2</b>     | <b>3</b>   | <b>4</b>   | <b>5</b>    | <b>6</b>   | <b>7</b> | <b>8</b> | <b>9</b>  | <b>10</b> | <b>L1</b> | <b>L2</b> |
|   |                         | Single Upholstery       | 4.50         | \$ 2720      | 2941         | 3125       | 3305       | 3580        | 3859       | 4259     | 4669     | 5155      | 5708      | NA        | NA        |
|   |                         | Contrasting Upholstery  |              |              |              |            |            |             |            |          |          |           |           |           |           |
|   |                         | Primary                 | 2.75         | \$ 2720      | 2855         | 2968       | 3078       | 3245        | 3416       | 3661     | 3911     | 4208      | 4546      | NA        | NA        |
|   |                         | Accent                  | 1.75         | \$ 0         | 86           | 157        | 227        | 335         | 443        | 598      | 758      | 947       | 1162      | NA        | NA        |
|   |                         | 440-3236F               |              | 35½          | 32           | 30½        | 35½        | 20          | 17         | —        | 100      | 23.8      |           |           |           |
|   |                         | <b>List Price/Grade</b> | <b>Yards</b> | <b>COM/1</b> | <b>2</b>     | <b>3</b>   | <b>4</b>   | <b>5</b>    | <b>6</b>   | <b>7</b> | <b>8</b> | <b>9</b>  | <b>10</b> | <b>L1</b> | <b>L2</b> |
|   | Single Upholstery       | 3.50                    | \$ 2308      | 2480         | 2623         | 2763       | 2977       | 3194        | 3505       | 3824     | 4202     | 4632      | NA        | NA        |           |
|   | Contrasting Upholstery  |                         |              |              |              |            |            |             |            |          |          |           |           |           |           |
|   | Primary                 | 2.00                    | \$ 2308      | 2406         | 2488         | 2568       | 2690       | 2814        | 2992       | 3174     | 3390     | 3636      | NA        | NA        |           |
|   | Accent                  | 1.50                    | \$ 0         | 74           | 135          | 195        | 287        | 380         | 513        | 650      | 812      | 996       | NA        | NA        |           |
|   | 440-3224F               |                         | 23½          | 32           | 30½          | 23½        | 20         | 17          | —          | 76       | 16.3     |           |           |           |           |
|   | <b>List Price/Grade</b> | <b>Yards</b>            | <b>COM/1</b> | <b>2</b>     | <b>3</b>     | <b>4</b>   | <b>5</b>   | <b>6</b>    | <b>7</b>   | <b>8</b> | <b>9</b> | <b>10</b> | <b>L1</b> | <b>L2</b> |           |
|   | Single Upholstery       | 2.75                    | \$ 2103      | 2238         | 2351         | 2461       | 2628       | 2799        | 3044       | 3294     | 3591     | 3929      | NA        | NA        |           |
|   | Contrasting Upholstery  |                         |              |              |              |            |            |             |            |          |          |           |           |           |           |
|   | Primary                 | 1.75                    | \$ 2103      | 2189         | 2261         | 2331       | 2437       | 2546        | 2702       | 2861     | 3050     | 3265      | NA        | NA        |           |
|   | Accent                  | 1.00                    | \$ 0         | 49           | 90           | 130        | 191        | 253         | 342        | 433      | 541      | 664       | NA        | NA        |           |

### Description

- Standard with: Black Stainless Steel Sled Base with Adjustable Levelers
- Available with Contrasting Upholsteries
- Due to Carreta's Unique Shape, Not All Upholsteries are Recommended. If Specifying with Carreta Curve Models, Note the Limits of the Textiles Offering. Please Contact Customer Service for Swatch Approval Prior to Specifying.

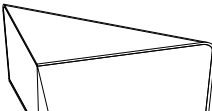
For ordering options, [see overview at the beginning of this section.](#)

| Item   | Model No.              |           | Chair Width | Chair Depth | Chair Height | Seat Width | Seat Depth | Seat Height | Arm Height | Ship Wt | Cubic Ft |      |    |    |
|--|------------------------|-----------|-------------|-------------|--------------|------------|------------|-------------|------------|---------|----------|------|----|----|
| <div>CHAISE MODULE</div> <div></div> <div>Shown as 60" Right Unit</div> | Left                   | Right     |             |             |              |            |            |             |            |         |          |      |    |    |
|  | 440-3272L              | 440-3272R | 71          | 32          | 30½          | 71         | 20         | 17          | —          | 170     | 46.5     |      |    |    |
|  | List Price/Grade       | Yards     | COM/1       | 2           | 3            | 4          | 5          | 6           | 7          | 8       | 9        | 10   | L1 | L2 |
|  | Single Upholstery      | 5.75      | \$ 3292     | 3574        | 3810         | 4040       | 4390       | 4747        | 5259       | 5782    | 6403     | 7110 | NA | NA |
|  | Contrasting Upholstery |           |             |             |              |            |            |             |            |         |          |      |    |    |
|  | Primary                | 4.00      | \$ 3292     | 3488        | 3652         | 3812       | 4056       | 4304        | 4660       | 5024    | 5456     | 5948 | NA | NA |
|  | Accent                 | 1.75      | \$ 0        | 86          | 158          | 228        | 334        | 443         | 599        | 758     | 947      | 1162 | NA | NA |
|  | 440-3260L              | 440-3260R | 59          | 32          | 30½          | 59         | 20         | 17          | —          | 145     | 39.0     |      |    |    |
|  | List Price/Grade       | Yards     | COM/1       | 2           | 3            | 4          | 5          | 6           | 7          | 8       | 9        | 10   | L1 | L2 |
|  | Single Upholstery      | 4.75      | \$ 2881     | 3114        | 3309         | 3499       | 3788       | 4083        | 4506       | 4938    | 5451     | 6035 | NA | NA |
| Contrasting Upholstery   |                        |           |             |             |              |            |            |             |            |         |          |      |    |    |
| Primary  | 3.50                   | \$ 2881   | 3040        | 3174        | 3304         | 3502       | 3703       | 3993        | 4288       | 4639    | 5039     | NA   | NA |    |
| Accent   | 1.50                   | \$ 0      | 74          | 135         | 195          | 286        | 380        | 513         | 650        | 812     | 996      | NA   | NA |    |

Must Specify (in this order):  
Model #  
Primary Upholstery  
Accent Upholstery

Description

- Standard with: Black Stainless Steel Sled Base with Adjustable Levelers
- Available with Contrasting Upholsteries
- Due to Carreta's Unique Shape, Not All Upholsteries are Recommended. If Specifying with Carreta Curve Models, Note the Limits of the Textiles Offering. Please Contact Customer Service for Swatch Approval Prior to Specifying.


|   |                      |  |         |         |      |      |      |      |      |      |      |      |      |    |    |    |    |    |    |    |   |    |      |
|---|----------------------|--|---------|---------|------|------|------|------|------|------|------|------|------|----|----|----|----|----|----|----|---|----|------|
|  | 90° CONNECTOR MODULE |  | 440-90C |         |      |      |      |      |      |      |      |      |      |    | 45 | 23 | 17 | 45 | 23 | 17 | — | 29 | 23.3 |
|   | List Price/Grade     |  | Yards   | COM/1   | 2    | 3    | 4    | 5    | 6    | 7    | 8    | 9    | 10   | L1 | L2 |    |    |    |    |    |   |    |      |
|   | Single Upholstery    |  | 2.00    | \$ 1378 | 1476 | 1558 | 1638 | 1760 | 1884 | 2062 | 2244 | 2460 | 2706 | NA | NA |    |    |    |    |    |   |    |      |

Must Specify (in this order):  
Model #  
Primary Upholstery

Description

- Standard with: Black Stainless Steel Sled Base with Adjustable Levelers
- Available with Contrasting Upholsteries
- Due to Carreta's Unique Shape, Not All Upholsteries are Recommended. If Specifying with Carreta Curve Models, Note the Limits of the Textiles Offering. Please Contact Customer Service for Swatch Approval Prior to Specifying.

| Item               | Model No.  | Chair Width | Chair Depth | Chair Height | Seat Width | Seat Depth | Seat Height | Arm Height | Ship Wt | Cubic Ft |
|--------------------|------------|-------------|-------------|--------------|------------|------------|-------------|------------|---------|----------|
| CURVE BENCH MODULE | 440-3242CB | 45          | 32          | 17           | 24-45      | 32         | 17          | —          | 99      | 17.5     |



Must Specify (in this order):


Model #  
Primary Upholstery

| List Price/Grade  | Yards | COM/1 | 2    | 3    | 4 | 5 | 6 | 7 | 8 | 9 | 10 | L1 | L2 |
|-------------------|-------|-------|------|------|---|---|---|---|---|---|----|----|----|
| Single Upholstery | 2.75  | \$ -  | 2943 | 3056 | - | - | - | - | - | - | -  | -  | -  |

### Description

- Standard with: Black Stainless Steel Sled Base with Adjustable Levelers
- The Seats of Curved Modules are only offered in Silvertex (Grade 3) and Whisper Vinyl (Grade 2)
- Due to Carreta's Unique Shape, Not All Upholsteries are Recommended. Please Contact Customer Service for Swatch Approval Prior to Specifying.

|                 |             |    |    |     |       |     |    |   |     |      |
|-----------------|-------------|----|----|-----|-------|-----|----|---|-----|------|
| CURVE IN MODULE | 440-3242CIF | 45 | 32 | 31½ | 30-45 | 20½ | 17 | — | 110 | 30.5 |
|-----------------|-------------|----|----|-----|-------|-----|----|---|-----|------|



Must Specify (in this order):


Model #  
Primary Upholstery  
Accent Upholstery

| List Price/Grade       | Yards | COM/1 | 2    | 3    | 4   | 5   | 6   | 7   | 8   | 9   | 10   | L1 | L2 |
|------------------------|-------|-------|------|------|-----|-----|-----|-----|-----|-----|------|----|----|
| Single Upholstery      | 4.75  | \$ -  | 4118 | 4313 | -   | -   | -   | -   | -   | -   | -    | -  | -  |
| Contrasting Upholstery |       |       |      |      |     |     |     |     |     |     |      |    |    |
| Primary                | 3.00  | \$ -  | 4032 | 4155 | -   | -   | -   | -   | -   | -   | -    | -  | -  |
| Accent                 | 1.75  | \$ 0  | 86   | 158  | 228 | 334 | 443 | 599 | 758 | 947 | 1162 | NA | NA |

### Description

- Standard with: Black Stainless Steel Sled Base with Adjustable Levelers
- Available with Contrasting Upholsteries
- The Seats of Curved Modules are only offered in Silvertex (Grade 3) and Whisper Vinyl (Grade 2)
- Due to Carreta's Unique Shape, Not All Upholsteries are Recommended. Please Contact Customer Service for Swatch Approval Prior to Specifying.

|                  |             |    |    |     |        |     |    |   |     |      |
|------------------|-------------|----|----|-----|--------|-----|----|---|-----|------|
| CURVE OUT MODULE | 440-3242COF | 45 | 32 | 31½ | 24-38½ | 20½ | 17 | — | 100 | 30.5 |
|------------------|-------------|----|----|-----|--------|-----|----|---|-----|------|



Must Specify (in this order):

Model #  
Primary Upholstery  
Accent Upholstery

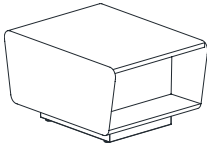
| List Price/Grade       | Yards | COM/1 | 2    | 3    | 4   | 5   | 6   | 7   | 8   | 9   | 10   | L1 | L2 |
|------------------------|-------|-------|------|------|-----|-----|-----|-----|-----|-----|------|----|----|
| Single Upholstery      | 4.75  | \$ -  | 4858 | 5053 | -   | -   | -   | -   | -   | -   | -    | -  | -  |
| Contrasting Upholstery |       |       |      |      |     |     |     |     |     |     |      |    |    |
| Primary                | 3.00  | \$ -  | 4772 | 4895 | -   | -   | -   | -   | -   | -   | -    | -  | -  |
| Accent                 | 1.75  | \$ 0  | 86   | 158  | 228 | 334 | 443 | 599 | 758 | 947 | 1162 | NA | NA |

### Description

- Standard with: Black Stainless Steel Sled Base with Adjustable Levelers
- Available with Contrasting Upholsteries
- The Seats of Curved Modules are only offered in Silvertex (Grade 3) and Whisper Vinyl (Grade 2)
- Due to Carreta's Unique Shape, Not All Upholsteries are Recommended. Please Contact Customer Service for Swatch Approval Prior to Specifying.

For ordering options, [see overview at the beginning of this section.](#)

| Item                        | Model No.  | W  | D  | H  | Ship Wt | Cubic Ft | List Price |
|-----------------------------|------------|----|----|----|---------|----------|------------|
| COMPLEMENTARY TABLE<br>OPEN | 440-3221MT | 21 | 32 | 17 | 18      | 3.9      | \$ 1896    |



- Description**
- Designer White Laminate
  - Black Stainless Steel Sled Base with Adjustable Levelers
  - Optional Power ([See Options](#))

Must Specify (in this order):  
Model #  
Power





The perfect companion for traditional casegoods, Cirka creates an enduring style of guest seating for office, lounge, or conference environments. Select caster models for easy mobility.

### CONSTRUCTION

- Exposed wood components and chair frame are manufactured using European Beech and are free of spirits, discoloration, pits, shakes, and wormholes
- All chair joints are double-doweled or mortised and tenoned, screwed, and glued for maximum strength and durability
- All seats feature corner blocking
- Frames are individually hand assembled and sanded prior to being finished
- Non-marring nylon glides included in each leg at floor level
- High Grade Polyurethane Foam, 1¾" thick in the seat and 2" thick in the back
- Textiles are sewn with double stitch seams
- High quality resilient sheet webbing ensures a comfortable seating application
- Ships fully assembled

### HOW TO ORDER EXAMPLE

| Model No. | Description       | Example                    |
|-----------|-------------------|----------------------------|
| 208       | Finish            | SBP                        |
|           | Upholstery        | Momentum Canter EPU Nimbus |
|           | Nail Trim/Casters | NSLVR                      |
|           | Glides            | FELT                       |

### WOOD FINISHES

Indiana Furniture uses a multi-step, hand finishing process on all exposed wood frames.

Chairs feature a catalyzed varnish finish which offers durability, lasting beauty, and resistance to normal wear.

|     |                     |     |                     |
|-----|---------------------|-----|---------------------|
| AW  | Artisan Walnut      | MW  | Mahogany Walnut     |
| AS  | Asian Night         | MO  | Medium Oak*         |
| BW  | Beigewood^          | ORW | Oak Riftwood*       |
| BL  | Black               | PNW | Pinnacle Walnut     |
| CO  | Columbian Walnut    | SCH | Select Cherry       |
| DC  | Dark Cherry         | SKC | Shaker Cherry       |
| DFW | Dark Forest Walnut* | SBP | Smoky Brown Pear*   |
| WH  | Designer White      | TK  | Studio Teak         |
| EF  | Espresso            | SM  | Sugar Maple         |
| FO  | Fawn Oak*           | SW  | Sunglow Walnut      |
| GC  | Golden Cherry       | TT  | Tavern Teak*        |
| HVM | Harvest Maple*      | WTA | Weathered Ash*      |
| HW  | Harvest Walnut      | WC  | Williamsburg Cherry |
| LW  | Legacy Walnut       |     |                     |

\* Finish is Low Sheen

### UPHOLSTERY OPTIONS

Available in single upholstery in a wide variety of graded-in or contract options, including fabric, vinyl, and leather.

### NAIL TRIM & CASTERS (IF APPLICABLE)

|       |   |        |
|-------|---|--------|
| NABRS | Brass Nail Trim/Brass Casters (if applicable)                 | Std    |
| NSLVR | Silver Nail Trim/Silver Casters (if applicable)               | \$ N/C |
| NONT  | No Nail Trim//Specify Brass or Silver Casters (if applicable) | \$ N/C |

### GLIDE OPTIONS (IF APPLICABLE)

|      |              |        |
|------|--------------|--------|
| STD  | Nylon Glides | Std    |
| FELT | Felt Glides  | \$ N/C |

### CERTIFICATIONS & COMPLIANCE

- CAL 117-2013 Compliance
- Intertek Sustainability Certified
- BIFMA level® Certified
- BIFMA Compliant® Certified
- TSCA Title VI (CARB) Compliance
- US Green Building's LEED® Contribution

### STATEMENT OF LINE



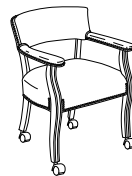
Half Barrel  
Back Guest: 206  
[\(See Details\)](#)



Half Barrel Back  
on Casters: 208  
[\(See Details\)](#)



Half Back Guest:  
226  
[\(See Details\)](#)



Half Back Guest  
on Casters: 228  
[\(See Details\)](#)



For private office, conference, or in an open collaborative space, Clutch is designed to fit your exact need. Choose the height that fits the environment, the arm that supports the task, and the base that works best for the project. Contoured lumbar support and flexible suspension provide all day comfort. A selection of arm and base styles offer the right adjustment. Spec the appropriate final touches for highbrow environments or scale for casual office settings.

### CONSTRUCTION

- Backs are formed with a steel tubular frame
- Seats are manufactured of plywood
- 3/8" diameter bolts fasten back to seat
- High Grade Polyurethane Foam, 3" thick in the seat and 1" thick in the back; seat polyurethane is a molded fabrication and is highly resilient
- Contoured seat with waterfall edge for ergonomic comfort
- Textiles are sewn with double stitch seams
- Ships fully assembled

### HOW TO ORDER EXAMPLE

| Model No. | Description | Example                |
|-----------|-------------|------------------------|
| 584       | Arm         | FAL1                   |
|           | Control     | ST                     |
|           | Base        | ALM Base               |
|           | Caster      | BHC                    |
|           | Upholstery  | UF Brisa Original Sand |

### ARM OPTIONS

|        |                                     |         |
|--------|-------------------------------------|---------|
| NO ARM | Armless                             | \$ -127 |
| ABT2   | Black Height Adjustable T           | \$ Std  |
| FBT1   | Black Fixed T                       | \$ 136  |
| ABT2W  | Black Height and Width Adjustable T | \$ 155  |
| FAL1   | Aluminum Fixed Loop                 | \$ 214  |
| FPU1   | Black Fixed Loop                    | \$ 136  |



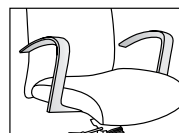
ABT2



ABT2W



FBT1



FAL1



FPU1

### CONTROL OPTIONS

|    |                                       |        |
|----|---------------------------------------|--------|
| SW | Swivel Tilt Control                   | Std    |
| KT | Knee Tilt Control                     | \$ 90  |
| ST | Synchro Knee Tilt Control             | \$ 133 |
| SS | Synchro Tilt Control with Seat Slider | \$ 164 |

### BASE OPTIONS

|          |                           |        |
|----------|---------------------------|--------|
| BLK BASE | Black Nylon Base          | Std    |
| ALM BASE | Polished Aluminum Base    | \$ 108 |
| AS POWD  | Powder-Coated Silver Base | \$ 175 |

### CASTER OPTIONS

|      |   |        |
|------|---|--------|
| BCC  | Black Dual Wheel Carpet Caster                      | Std    |
| BHC  | Black Soft Caster for Hard Surfaces                 | N/C    |
| BG   | Black Glides for All Surfaces                       | N/C    |
| CHRC | Chrome-Rimmed Hard Surface Caster with Roll Control | \$ 374 |

### UPHOLSTERY OPTIONS

Available in single upholstery in a wide variety of graded-in or contract options, including fabric, vinyl, and leather.

### CERTIFICATIONS & COMPLIANCE

- CAL 117-2013 Compliance
- Intertek Sustainability Certified
- BIFMA level® Certified
- BIFMA Compliant® Certified
- TSCA Title VI (CARB) Compliance
- US Green Building's LEED® Contribution

### STATEMENT OF LINE



High Back:  
584  
([See Details](#))



Mid Back:  
582  
([See Details](#))

# CLUTCH™

## TASK + SWIVEL SEATING (580 SERIES)

| Item             | Model No. | Chair Width | Chair Depth | Chair Height | Seat Width | Seat Depth | Seat Height | Arm Height | Ship Wt | Cubic Ft |
|------------------|-----------|-------------|-------------|--------------|------------|------------|-------------|------------|---------|----------|
| HIGH BACK SWIVEL | 584       | 26          | 26          | 43-48        | 20½        | 19         | 16¼-21¼     | 25¾-29¾    | 46      | 26.4     |



### Description

- Ergonomic Curved Back Provides Lumbar Support and Promotes Circulation
- Standard with: Swivel Tilt Control with Adjustable Tension; Pneumatic Height Adjustment, 5-Star Base Fiberglass Reinforced Nylon Base, Black Height Adjustable T-Arm, and Black Dual Wheel Carpet Casters
- Specify [Arm Option](#), [Control Option](#), [Base Option](#), and [Caster Option](#)

| List Price/Grade  | Yards | COM/1   | 2    | 3    | 4    | 5    | 6    | 7    | 8    | 9    | 10   | L1   | L2   |
|-------------------|-------|---------|------|------|------|------|------|------|------|------|------|------|------|
| Single Upholstery | 2.25  | \$ 1804 | 1914 | 2007 | 2097 | 2234 | 2373 | 2574 | 2778 | 3021 | 3298 | 2502 | 2799 |

Must Specify (in this order):

Model #  
Arm  
Control Option  
Base  
Casters  
Primary Upholstery

|                 |     |    |    |       |     |    |         |         |    |      |
|-----------------|-----|----|----|-------|-----|----|---------|---------|----|------|
| MID BACK SWIVEL | 582 | 26 | 26 | 37-42 | 20½ | 19 | 16¼-21¼ | 25¾-29¾ | 46 | 26.4 |
|-----------------|-----|----|----|-------|-----|----|---------|---------|----|------|



### Description

- Ergonomic Curved Back Provides Lumbar Support and Promotes Circulation
- Standard with: Swivel Tilt Control with Adjustable Tension; Pneumatic Height Adjustment, 5-Star Base Fiberglass Reinforced Nylon Base, Black Height Adjustable T-Arm, and Black Dual Wheel Carpet Casters
- Specify [Arm Option](#), [Control Option](#), [Base Option](#), and [Caster Option](#)

| List Price/Grade  | Yards | COM/1   | 2    | 3    | 4    | 5    | 6    | 7    | 8    | 9    | 10   | L1   | L2   |
|-------------------|-------|---------|------|------|------|------|------|------|------|------|------|------|------|
| Single Upholstery | 1.50  | \$ 1605 | 1679 | 1740 | 1800 | 1892 | 1985 | 2118 | 2255 | 2417 | 2601 | 2070 | 2268 |

Must Specify (in this order):

Model #  
Arm  
Control Option  
Base  
Casters  
Primary Upholstery

For ordering options, [see overview at the beginning of this section.](#)

Clean lines, five back styles, and beautiful hardwood frames form a versatile collection of guest seating to outfit any environment. From contemporary to traditional, corporate to healthcare, Delphi adds style without sacrificing comfort. The ability to mix and match back styles gives you design freedom to create the perfect look, and provide lasting comfort, for a diverse range of users. Bariatric models support users up to 400lbs.

### CONSTRUCTION

- Exposed wood components are manufactured using European Beech and are free of spirits, discoloration, pits, shakes, and wormholes
- All chair joints are double-doweled or mortised and tenoned, screwed, and glued for maximum strength and durability
- Frames are individually hand assembled and sanded prior to being finished
- Non-marring nylon glides included in each leg at floor level
- High Grade Polyurethane Foam, 1½" thick in the seat and back
- High quality resilient sheet webbing ensures a comfortable seating application
- Ships fully assembled

### HOW TO ORDER EXAMPLE

| Model No. | Description        | Example                 |
|-----------|--------------------|-------------------------|
| 266B      | Finish             | WTA                     |
|           | Primary Upholstery | Momentum Graph Alpine   |
|           | Accent Upholstery  | Momentum Boom II Pewter |
|           | Glides             | STD                     |

### WOOD FINISHES

Indiana Furniture uses a multi-step, hand finishing process on all exposed wood frames.

Chairs feature a catalyzed varnish finish which offers durability, lasting beauty, and resistance to normal wear.

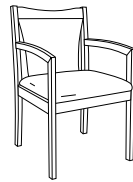
|                         |                        |
|-------------------------|------------------------|
| AW Artisan Walnut       | MW Mahogany Walnut     |
| AS Asian Night          | MO Medium Oak*         |
| BW Beigewood*           | ORW Oak Riftwood*      |
| BL Black                | PNW Pinnacle Walnut    |
| CO Columbian Walnut     | SCH Select Cherry      |
| DC Dark Cherry          | SKC Shaker Cherry      |
| DFW Dark Forest Walnut* | SBP Smoky Brown Pear*  |
| WH Designer White       | TK Studio Teak         |
| EF Espresso             | SM Sugar Maple         |
| FO Fawn Oak*            | SW Sunglow Walnut      |
| GC Golden Cherry        | TT Tavern Teak*        |
| HVM Harvest Maple*      | WTA Weathered Ash*     |
| HW Harvest Walnut       | WC Williamsburg Cherry |
| LW Legacy Walnut        |                        |

\* Finish is Low Sheen

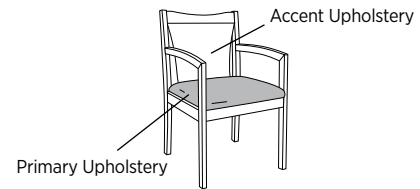
### UPHOLSTERY OPTIONS

Available in single or contrasting upholsteries in a wide variety of graded-in or contract options, including fabric, vinyl, and leather.

#### Single Upholstery



#### Contrasting Upholstery

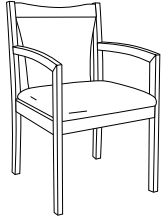


### GLIDE OPTIONS

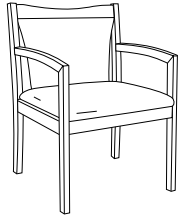
|      |              |        |
|------|--------------|--------|
| STD  | Nylon Glides | Std    |
| FELT | Felt Glides  | \$ N/C |

### CERTIFICATIONS

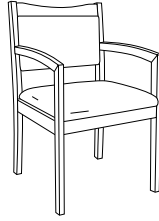
- CAL 117-2013 Compliance
- Intertek Sustainability Certified
- BIFMA level® Certified
- BIFMA Compliant® Certified
- TSCA Title VI (CARB) Compliance
- US Green Building's LEED® Contribution



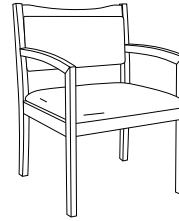
Full Back Guest:  
266  
[\(See Details\)](#)



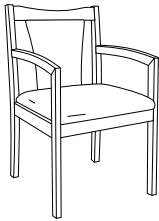
Bariatric, Full Back  
Guest: 266B  
[\(See Details\)](#)



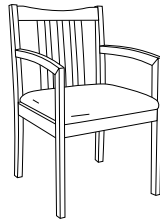
Clean Out Back  
Guest: 267  
[\(See Details\)](#)




Bariatric, Clean Out  
Back Guest: 267B  
[\(See Details\)](#)



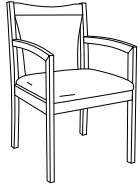
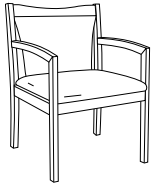
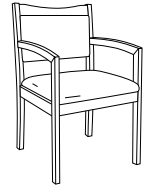
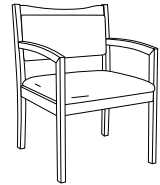
Sculpted Back Guest:  
276  
[\(See Details\)](#)



Vertical Slat Back  
Guest: 287  
[\(See Details\)](#)

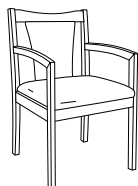


Tapered Slat Back  
Guest: 286  
[\(See Details\)](#)

| Item  | Model No. | Chair Width | Chair Depth | Chair Height | Seat Width | Seat Depth | Seat Height | Arm Height | Ship Wt | Cubic Ft |
|---|-----------|-------------|-------------|--------------|------------|------------|-------------|------------|---------|----------|
| FULL BACK GUEST   | 266       | 22          | 23          | 34¾          | 20         | 18½        | 18¼         | 26¾        | 30      | 16.9     |
|  <p><b>Description</b></p> <ul style="list-style-type: none"> <li>Available with Contrasting Upholsteries</li> </ul> <p><b>List Price/Grade   Yards   COM/1   2   3   4   5   6   7   8   9   10   L1   L2</b></p> <p>Single Upholstery   1.50 \$ 1052   1126   1187   1247   1339   1432   1565   1702   1864   2048   1517   1715</p> <p>Contrasting Upholstery</p> <p>Primary   0.75 \$ 1052   1089   1120   1150   1195   1242   1309   1377   1458   1550   1285   1384</p> <p>Accent   0.75 \$ 0   37   68   98   143   190   257   325   406   498   233   332</p> <p><u>Must Specify (in this order):</u><br/>Model #<br/>Finish<br/>Primary Upholstery<br/>Accent Upholstery<br/>Glide</p>  |           |             |             |              |            |            |             |            |         |          |
| BARIATRIC, FULL BACK GUEST  | 266B      | 32          | 23          | 34¾          | 30         | 18½        | 18¼         | 26¾        | 35      | 25.7     |
|  <p><b>Description</b></p> <ul style="list-style-type: none"> <li>Available with Contrasting Upholsteries</li> <li>Supports Users Up To 400lbs</li> </ul> <p><b>List Price/Grade   Yards   COM/1   2   3   4   5   6   7   8   9   10   L1   L2</b></p> <p>Single Upholstery   2.00 \$ 1347   1445   1527   1607   1729   1853   2031   2213   2429   2675   1967   2231</p> <p>Contrasting Upholstery</p> <p>Primary   1.25 \$ 1369   1430   1482   1532   1608   1685   1797   1910   2045   2199   1757   1922</p> <p>Accent   1.25 \$ 0   61   113   163   239   316   428   541   676   830   388   553</p> <p><u>Must Specify (in this order):</u><br/>Model #<br/>Finish<br/>Primary Upholstery<br/>Accent Upholstery<br/>Glide</p>   |           |             |             |              |            |            |             |            |         |          |
| CLEAN OUT BACK GUEST  | 267       | 22          | 23          | 34¾          | 20         | 18½        | 18¼         | 26¾        | 30      | 16.9     |
|  <p><b>Description</b></p> <ul style="list-style-type: none"> <li>Available with Contrasting Upholsteries</li> </ul> <p><b>List Price/Grade   Yards   COM/1   2   3   4   5   6   7   8   9   10   L1   L2</b></p> <p>Single Upholstery   1.50 \$ 1052   1126   1187   1247   1339   1432   1565   1702   1864   2048   1517   1715</p> <p>Contrasting Upholstery</p> <p>Primary   0.75 \$ 1063   1100   1131   1161   1206   1253   1320   1388   1469   1561   1296   1395</p> <p>Accent   1.00 \$ 0   49   90   130   191   253   342   433   541   664   310   442</p> <p><u>Must Specify (in this order):</u><br/>Model #<br/>Finish<br/>Primary Upholstery<br/>Accent Upholstery<br/>Glide</p>                                       |           |             |             |              |            |            |             |            |         |          |
| BARIATRIC, CLEAN OUT BACK GUEST   | 267B      | 32          | 23          | 34¾          | 30         | 18½        | 18¼         | 26¾        | 35      | 25.7     |
|  <p><b>Description</b></p> <ul style="list-style-type: none"> <li>Available with Contrasting Upholsteries</li> <li>Supports Users Up To 400lbs</li> </ul> <p><b>List Price/Grade   Yards   COM/1   2   3   4   5   6   7   8   9   10   L1   L2</b></p> <p>Single Upholstery   2.25 \$ 1362   1472   1565   1655   1792   1931   2132   2336   2579   2856   2060   2357</p> <p>Contrasting Upholstery</p> <p>Primary   1.25 \$ 1373   1434   1486   1536   1612   1689   1801   1914   2049   2203   1761   1926</p> <p>Accent   1.25 \$ 0   61   113   163   239   316   428   541   676   830   388   553</p> <p><u>Must Specify (in this order):</u><br/>Model #<br/>Finish<br/>Primary Upholstery<br/>Accent Upholstery<br/>Glide</p> |           |             |             |              |            |            |             |            |         |          |

For ordering options, [see overview at the beginning of this section.](#)

| Item                            | Model No. | Chair Width | Chair Depth | Chair Height | Seat Width | Seat Depth | Seat Height | Arm Height | Ship Wt | Cubic Ft |
|---------------------------------|-----------|-------------|-------------|--------------|------------|------------|-------------|------------|---------|----------|
| SCULPTED UPHOLSTERED BACK GUEST | 276       | 22          | 23          | 34¾          | 20         | 18½        | 18¼         | 26⅜        | 30      | 16.9     |



Must Specify (in this order):

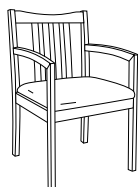
Model #  
Finish  
Primary Upholstery  
Accent Upholstery  
Glide

### Description

- Available with Contrasting Upholsteries

| List Price/Grade       | Yards | COM/1   | 2    | 3    | 4    | 5    | 6    | 7    | 8    | 9    | 10   | L1   | L2   |
|------------------------|-------|---------|------|------|------|------|------|------|------|------|------|------|------|
| Single Upholstery      | 1.25  | \$ 1040 | 1101 | 1153 | 1203 | 1279 | 1356 | 1468 | 1581 | 1716 | 1870 | 1428 | 1593 |
| Contrasting Upholstery |       |         |      |      |      |      |      |      |      |      |      |      |      |
| Primary                | 0.75  | \$ 1051 | 1088 | 1119 | 1149 | 1194 | 1241 | 1308 | 1376 | 1457 | 1549 | 1284 | 1383 |
| Accent                 | 0.75  | \$ 0    | 37   | 68   | 98   | 143  | 190  | 257  | 325  | 406  | 498  | 233  | 332  |

|                          |     |    |    |     |    |     |     |     |    |      |
|--------------------------|-----|----|----|-----|----|-----|-----|-----|----|------|
| VERTICAL SLAT BACK GUEST | 287 | 22 | 23 | 34¾ | 20 | 18½ | 18¼ | 26⅜ | 30 | 16.9 |
|--------------------------|-----|----|----|-----|----|-----|-----|-----|----|------|

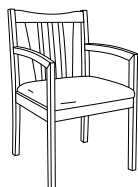


Must Specify (in this order):

Model #  
Finish  
Upholstery  
Glide

| List Price/Grade  | Yards | COM/1   | 2    | 3    | 4    | 5    | 6    | 7    | 8    | 9    | 10   | L1   | L2   |
|-------------------|-------|---------|------|------|------|------|------|------|------|------|------|------|------|
| Single Upholstery | 0.75  | \$ 1004 | 1041 | 1072 | 1102 | 1147 | 1194 | 1261 | 1329 | 1410 | 1502 | 1237 | 1336 |

|                          |     |    |    |     |    |     |     |     |    |      |
|--------------------------|-----|----|----|-----|----|-----|-----|-----|----|------|
| TAPERED SLATE BACK GUEST | 286 | 22 | 23 | 34¾ | 20 | 18½ | 18¼ | 26⅜ | 30 | 16.9 |
|--------------------------|-----|----|----|-----|----|-----|-----|-----|----|------|



Must Specify (in this order):

Model #  
Finish  
Upholstery  
Glide

| List Price/Grade  | Yards | COM/1   | 2    | 3    | 4    | 5    | 6    | 7    | 8    | 9    | 10   | L1   | L2   |
|-------------------|-------|---------|------|------|------|------|------|------|------|------|------|------|------|
| Single Upholstery | 0.75  | \$ 1004 | 1041 | 1072 | 1102 | 1147 | 1194 | 1261 | 1329 | 1410 | 1502 | 1237 | 1336 |

For ordering options, [see overview at the beginning of this section.](#)



# FIFTEEN LOUNGE

## LOUNGE + TABLES BY EDGE DESIGN (15 SERIES)

Fifteen Lounge, created by Edge Design, is a mix of freestanding and modular components designed to create shared and private moments for a broad range of applications. With the ease and flexibility you desire, Fifteen fits today's needs.

### CONSTRUCTION

- Lounge units are manufactured using Baltic Birch plywood for internal wood components and frame; individually hand assembled with joints mortised and tenoned, screwed, and glued for maximum strength and durability
- High Grade Polyurethane Foam, 2¼" thick in the seat and 1" thick in the back
- Lounge units connect using pre-installed metal ganging brackets (unless otherwise noted)
- View Tables feature square edge profile and are available in Veneer, HPL, and TFL
- Veneer table tops are 1¾" thick with a 3mm veneer edge banding and are made of select-grade sliced Walnut, Cherry, Maple, or composite veneers for maximum grain and color consistency
- HPL tops are 1¾" thick with a 3mm PVC edge bands
- TFL tops are 1" thick with a 3mm PVC edge bands
- Each unit includes non-marring, nylon adjustable glides
- Upholstered units ship fully assembled, while tables require some assembly

### HOW TO ORDER EXAMPLES

#### LOUNGE

| Model No. | QTY | Description             | Example               |
|-----------|-----|-------------------------|-----------------------|
| 15-11N    | 1   | Primary Upholstery      | Mayer Fedora Fawn     |
|           |     | Accent Upholstery       | Mayer Fedora Espresso |
|           |     | Center Panel Designator | NONE                  |
|           |     | Power/Color/Location    | ECSR                  |

#### BOOTHS

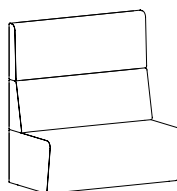
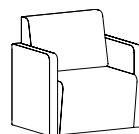
| Model No.   | QTY | Description               | Example                |
|-------------|-----|---------------------------|------------------------|
| 15-11L      | 1   | Primary Upholstery        | Architex Hush Ivory    |
|             |     | Accent Upholstery         | Architex Catwalk Ritts |
|             |     | Center Panel Designator   | RIGHT                  |
|             |     | Power/Color/Location      | NONE                   |
| 15-11R      | 1   | Primary Upholstery        | Architex Hush Ivory    |
|             |     | Accent Upholstery         | Architex Catwalk Ritts |
|             |     | Center Panel Designator   | LEFT                   |
|             |     | Power/Color/Location      | NONE                   |
| 15-DHC85    | 1   | Primary Upholstery        | Architex Hush Baltic   |
|             |     | Table Bracket Designator  | LR-TBLBKT              |
|             |     | TV Bracket Designator     | R-TVBKT                |
| 15-E5TV30   | 2   | Finish/Color              | SBP                    |
|             |     | Leg Color                 | BLK                    |
|             |     | Grommet/Power Location    | D950-E                 |
| 01-DOCK950W | 2   | Dock 950 Wireless Charger | Dock950, White         |
| 01-0603TVBR | 1   | TV Bracket                |                        |

### UPHOLSTERY RECOMMENDATIONS

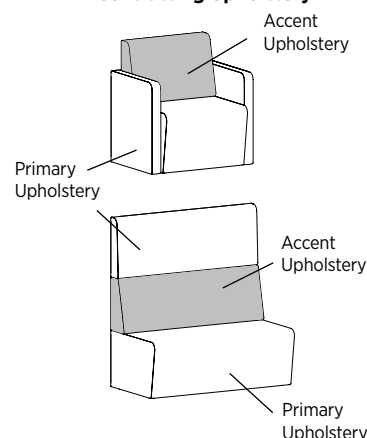
Available in single or contrasting upholsteries in a wide variety of graded-in or contract options, including fabric, vinyl, and leather.

When using contrasting upholstery, note that the Accent Upholstery will be shown on the front and back side of the unit.

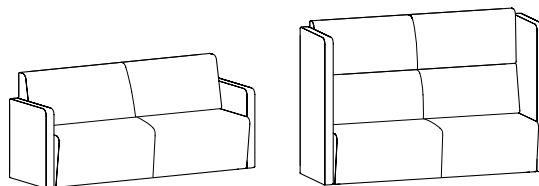
#### Single Upholstery



#### Contrasting Upholstery



Some upholsteries are considered directional, such as stripes, patterns and plaids. Each upholstery is reviewed by production for the best application. Some upholsteries may require the pattern to be cut up the roll, which create additional seams in the seats and backs of select units. [See the COL/COM Form for additional details.](#)



Additional seams for the three seat models (15-31N, 15-31L/R, 15-31LR, 15-32N, 15-32L/R and 15-32LR) when upholstery is cut up the roll.

### CREATING A BOOTH

At the time of specifying Lounge units, we ask that you also designate whether or not you'll be creating a booth. Please note that some lounge units are not available for use when creating a booth.

To insure all necessary hardware is factory installed when creating a booth:

- Order the correct number of Lounge units to support the Center Panel specified:
  - Single-sided Center Panels require two Lounge units of any combination model/width
  - Dual sided Center Panels require four lounge units in any combination of model/width
- Each Lounge unit specified must indicate which end will connect to the Center Panel. Left end and right end are determined as you are standing looking at the Lounge unit. For example a single-sided Center Panel requires one Lounge unit specified as a left connection and one Lounge unit specified as right connection.
- Tables and TV Brackets must be ordered separately, however, the Center Panel must be ordered with the corresponding options for connection. Please pay close attention to the dual-sided Center Panels and how the options are specified for one or both sides.
- Tables are not freestanding and must be supported by a Center Panel.
- Keep users connected by specifying and ordering power/data units for the Lounge units and Table!

### CENTER PANEL DESIGNATORS

Lounge units will be modified to accept Center Panels as specified. We ask that all Lounge units designate if a Center Panel will be used and which side of the unit will need to be attached. Left or Right location is based on facing the Lounge Unit.

Note: Center Panel must be ordered separately.

|       |                       |
|-------|-----------------------|
| STD   | No Center Panel       |
| LEFT  | Center Panel on Left  |
| RIGHT | Center Panel on Right |


### POWER/DATA OPTIONS

*Note: Specified by Facing the Pod*

Power ports are installed on the front of the unit 11¼" up from glide and 6½" in from the outside of the arm. Armless units have power ports are installed on the front of the unit 11¼" up from glide and 3¾" in from the outside of the unit.

#### Each Power Port comes with 1 Outlet and 2 USB

|       |   |    |      |
|-------|---|----|------|
| ECSL  | ECA Cove, Left Port, Silver (1 Unit)            | \$ | 915  |
| ECSR  | ECA Cove, Right Port, Silver (1 Unit)           | \$ | 915  |
| ECSLR | ECA Cove, Left and Right Port, Silver (2 Units) | \$ | 1830 |
| ECBL  | ECA Cove, Left Port, Black (1 Unit)             | \$ | 915  |
| ECBR  | ECA Cove, Right Port, Black (1 Unit)            | \$ | 915  |
| ECBLR | ECA Cove, Left and Right Port, Black (2 Units)  | \$ | 1830 |



ECA Cove

Power installed on front left and/or front right

### CENTER PANEL TABLE OPTIONS

When ordering a Center Panel, we ask that you also designate whether or not you plan to use a View Table with it. This will ensure that the table attachment bracket and a grommet are factory installed for your convenience.

Note: Table must be ordered separately.

#### SINGLE-SIDED CENTER PANELS:

|           |                  |
|-----------|------------------|
| NO TBLBKT | No Table Bracket |
| TBLBKT    | Table Bracket    |

#### DUAL-SIDED CENTER PANELS:

|           |                                     |
|-----------|-------------------------------------|
| NO TBLBKT | No Table Bracket                    |
| L-TBLBKT  | Table Bracket on Left Side          |
| R-TBLBKT  | Table Bracket on Right Side         |
| LR-TBLBKT | Table Bracket on Left & Right Sides |

### CENTER PANEL TV ATTACHMENT OPTIONS

When ordering a High Center Panel, we ask that you also designate whether or not you plan to use a TV with it. This will ensure that the attachment hardware and a grommet are factory installed for your convenience. The Bracket and Grommet are always centered. TV Bracket not available on Low Center Panels.

Note: Actual TV Bracket must be ordered separately.

#### SINGLE-SIDED CENTER PANELS:

|          |               |
|----------|---------------|
| NO TVBKT | No TV Bracket |
| TVBKT    | TV Bracket    |

#### DUAL-SIDED CENTER PANELS:

|           |                                     |
|-----------|-------------------------------------|
| NO TBLBKT | No Table Bracket                    |
| L-TBLBKT  | Table Bracket on Left Side          |
| R-TBLBKT  | Table Bracket on Right Side         |
| LR-TBLBKT | Table Bracket on Left & Right Sides |

Note: If you are using a TV Bracket, we do not recommend using a TV larger than 40"

### VIEW BOOTH TABLE LEG EDGE PROFILE

Y Square



### VENEER (W) TABLE TOP OPTIONS

Tops feature UVAdvantage, an ultra-violet finish, on all exposed surfaces by utilizing roll-coat UV technology.

|     |                    |     |                     |
|-----|--------------------|-----|---------------------|
| AW  | Artisan Walnut     | MW  | Mahogany Walnut     |
| AS  | Asian Night        | MO  | Medium Oak*         |
| CO  | Columbian Walnut   | ORW | Oak Riftwood*       |
| DC  | Dark Cherry        | SCH | Select Cherry       |
| DFW | Dark Forest Walnut | SKC | Shaker Cherry       |
| EW  | Espresso           | SBP | Smoky Brown Pear    |
| FO  | Fawn Oak*          | SM  | Sugar Maple         |
| GC  | Golden Cherry      | SW  | Sunglow Walnut      |
| HVM | Harvest Maple      | TT  | Tavern Teak         |
| HW  | Harvest Walnut     | WTA | Weathered Ash*      |
| LW  | Legacy Walnut      | WC  | Williamsburg Cherry |

\* Finish is Low Sheen

### TFL (T) AND HPL (P) LAMINATE TABLE TOP OPTIONS

#### WOODGRAIN

|     |                  |     |                     |
|-----|------------------|-----|---------------------|
| AS  | Asian Night      | PNW | Pinnacle Walnut     |
| BW  | Beigewood        | SCH | Select Cherry       |
| CO  | Columbian Walnut | SKC | Shaker Cherry       |
| EF  | Espresso         | SBP | Smoky Brown Pear    |
| GC  | Golden Cherry    | TK  | Studio Teak         |
| HVM | Harvest Maple    | SM  | Sugar Maple         |
| MW  | Mahogany Walnut  | WTA | Weathered Ash       |
| ORW | Oak Riftwood     | WC  | Williamsburg Cherry |

#### SOLID

|     |                |     |            |
|-----|----------------|-----|------------|
| BL  | Black          | PPD | Pepperdust |
| WH  | Designer White | SG  | Slate Grey |
| FHG | Fashion Grey   | WHS | White Sand |

### VIEW BOOTH TABLE LEG FINISH OPTIONS

|      |              |
|------|--------------|
| ALUM | Aluminum Leg |
| BLK  | Black Leg    |
| CHM  | Chrome Leg   |

### VIEW BOOTH TABLE POWER/DATA OPTIONS

Grommets are available in View Tables for an upcharge or they may be ordered without grommets (specify NO GROMMET on order).

Power/Data units and Wireless Chargers must be ordered separately and specified with a surface mount location. Multiple locations may be selected (End & Center). Only one unit per location.

#### GROMMET LOCATIONS (Specify Black = BLK or Silver = SLV)

|     |                                    |    |     |
|-----|------------------------------------|----|-----|
| GE  | Grommet, End - BLK or SLV          | \$ | 72  |
| GC  | Grommet, Center - BLK or SLV       | \$ | 72  |
| GEC | Grommet, End & Center - BLK or SLV | \$ | 145 |

#### DUO/TRIO BEZEL LOCATIONS

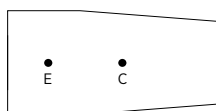
|        |                     |
|--------|---------------------|
| PDC-E  | Bezel, End          |
| PDC-C  | Bezel, Center       |
| PDC-EC | Bezel, End & Center |

### VIEW BOOTH TABLE POWER/DATA OPTIONS CONTINUED

#### WIRELESS CHARGER LOCATIONS

|         |                        |
|---------|------------------------|
| D950-E  | Dock 950, End          |
| D950-C  | Dock 950, Center       |
| D950-EC | Dock 950, End & Center |
| D150-E  | Dock 150, End          |
| D150-C  | Dock 150, Center       |
| D150-EC | Dock 150, End & Center |

Grommets, Power Units, Dock 950 Wireless Charger, and Dock 150 Wireless & USB Charger may be ordered in non-standard locations. Call Customer Service to assist with specification and/or please attach a drawing to the PO showing the location of the grommet. Note additional charges and lead times may apply.



Power locations for the View Table are End, Center, or End & Center

**E = End C = Center EC = End & Center**  
E = 12" from monitor end  
C = Centered

For Additional Power/Data and Wire Management Units [See Accessories](#)

#### EXAMPLES OF POWER/DATA UNITS (See Additional Units in the Accessories)

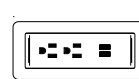
|               |  |    |     |
|---------------|--|----|-----|
| 01-DUOBEZELW  | Duo Bezel, White, Specify Location                       | \$ | 633 |
| 01-DUOBEZELB  | Duo Bezel, Black, Specify Location                       | \$ | 633 |
| 01-DUOBEZELS  | Duo Bezel, Silver, Specify Location                      | \$ | 633 |
| 01-TRIOBEZELW | Trio Bezel, White, Specify Location                      | \$ | 680 |
| 01-TRIOBEZELB | Trio Bezel, Black, Specify Location                      | \$ | 680 |
| 01-TRIOBEZELS | Trio Bezel, Silver, Specify Location                     | \$ | 680 |
| 01-DOCK950W   | Dock 950 Wireless Charger, White, Specify Location       | \$ | 249 |
| 01-DOCK950B   | Dock 950 Wireless Charger, Black, Specify Location       | \$ | 249 |
| 01-DOCK150W   | Dock 150 Wireless & USB Charger, White, Specify Location | \$ | 380 |
| 01-DOCK150B   | Dock 150 Wireless & USB Charger, Black, Specify Location | \$ | 380 |



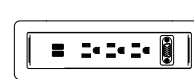
DOCK950



DOCK150



Duo Bezel



Trio Bezel

### CERTIFICATIONS & COMPLIANCE

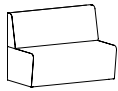
- CAL 117-2013 Compliance
- Intertek Sustainability Certified
- BIFMA level® Certified
- BIFMA Compliant® Certified
- TSCA Title VI (CARB) Compliance
- US Green Building's LEED® Contribution

# FIFTEEN LOUNGE

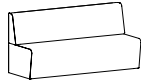
## STATEMENT OF LINE



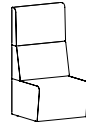
One Seat with Low  
Back and No Arms  
15-11N  
([See Details](#))



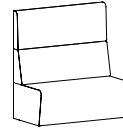
Two Seat with Low  
Back and No Arms  
15-21N  
([See Details](#))



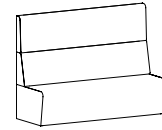
Three Seat with Low  
Back and No Arms  
15-31N  
([See Details](#))



One Seat with High  
Back and No Arms  
15-12N  
([See Details](#))



Two Seat with High  
Back and No Arms  
15-22N  
([See Details](#))



Three Seat with High  
Back and No Arms  
15-32N  
([See Details](#))

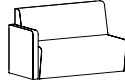


90° Corner with  
Low Back: 15-11CR  
([See Details](#))



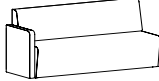
One Seat with Low  
Back and One Arm

15-11R: Right  
15-11L: Left  
([See Details](#))



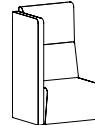
Two Seat with Low  
Back and One Arm

15-21R: Right  
15-21L: Left  
([See Details](#))



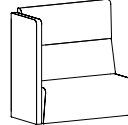
Three Seat with Low  
Back and One Arm

15-31R: Right  
15-31L: Left  
([See Details](#))



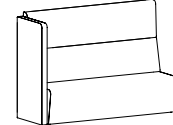
One Seat with High  
Back and One Arm

15-12R: Right  
15-12L: Left  
([See Details](#))



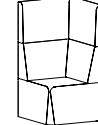
Two Seat with High  
Back and One Arm

15-22R: Right  
15-22L: Left  
([See Details](#))



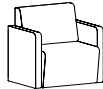
Three Seat with High  
Back and One Arm

15-32R: Right  
15-32L: Left  
([See Details](#))

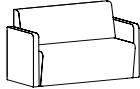


90° Corner with  
High Back

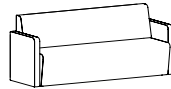
15-12CR  
([See Details](#))



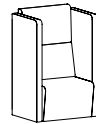
One Seat with Low  
Back and Arms  
15-11LR  
([See Details](#))



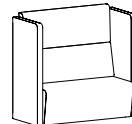
Two Seat with Low  
Back and Arms  
15-21LR  
([See Details](#))



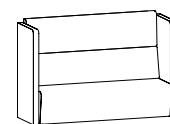
Three Seat with Low  
Back and Arms  
15-31LR  
([See Details](#))



One Seat with High  
Back and Arms  
15-12LR  
([See Details](#))



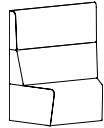
Two Seat with High  
Back and Arms  
15-22LR  
([See Details](#))



Three Seat with High  
Back and Arms  
15-32LR  
([See Details](#))



45° Internal Corner  
15-11ICR: Low Back  
([See Details](#))



45° Internal Corner  
15-12ICR: High Back  
([See Details](#))



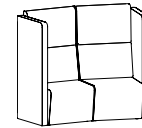
45° External Corner  
15-11ECR: Low Back  
([See Details](#))



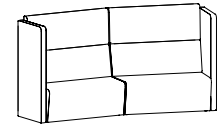
45° External Corner  
15-12ECR: High Back  
([See Details](#))



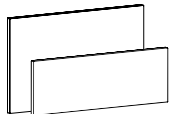
Octagon Top  
Cap Insert  
15-INSERT  
([See Details](#))



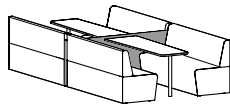
Two Seat Concave  
with High Back  
and Arms  
15-22CCLR  
([See Details](#))



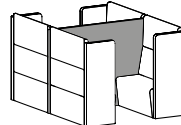
Four Seat Concave  
with High Back  
and Arms  
15-42CCLR  
([See Details](#))



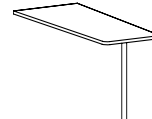
Single-Sided Center Panel  
15-LCP85: Low Panel  
15-LCP79: Low Panel  
15-HCP85: High Panel  
15-HCP79: High Panel  
([See Details](#))



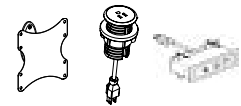
Dual-Sided Low  
Center Panel  
15-DLCP85  
15-DLCP79  
([See Details](#))




Dual-Sided  
High Center Panel  
15-DHCP85  
15-DHCP79  
([See Details](#))



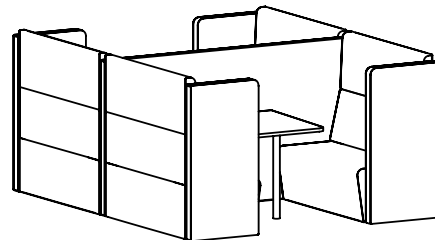
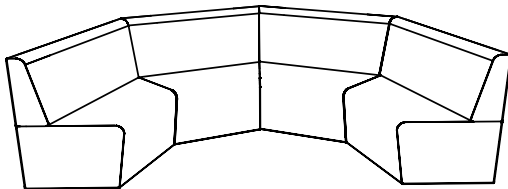
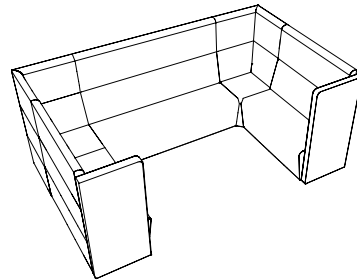

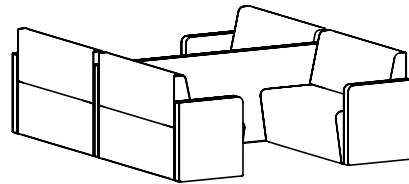
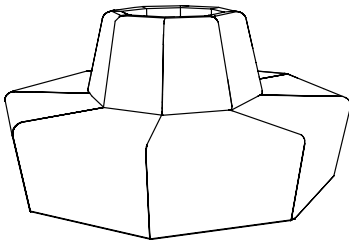
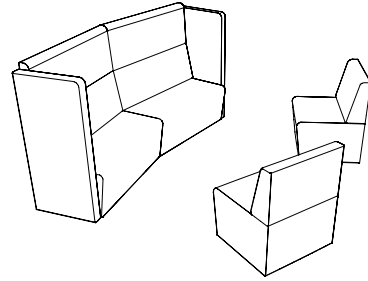
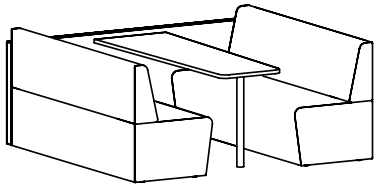
View Table  
30"D & 24"D Available in  
TFL, HPL and Veneer  
([See Details](#))



Accessories Include: TV  
Brackets, Power, and  
Wireless Chargers  
([See Power + Accessories](#))

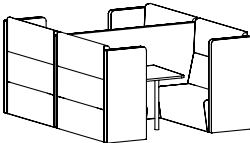



Enhance your space with  
Cush Pillows. [See details.](#)



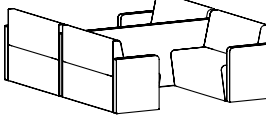
# FIFTEEN LOUNGE

## LOUNGE + TABLES BY EDGE DESIGN (15 SERIES)

| Item  | Model No.    | Width | Depth  | Height | Ship Wt | Cubic Ft | List Price |         |
|---|--------------|-------|--|--------|---------|----------|------------|---------|
|    | 15-1         | 347   | 64   | 35½    | 266     | 138.1    | \$ 17486   |         |
|   | CONSISTS OF: |       | QTY  |        |         |          |            |         |
|   | 15-22L       | 2     | Two Seat with High Back and Arm, Left  |        |         |          |            | \$ 6916 |
|   | 15-22R       | 2     | Two Seat with High Back and Arm, Right   |        |         |          |            | \$ 6916 |
|   | 15-DHCP85    | 1     | High Center Panel Dual Sided Table Bracket (LR-TBLBKT) - View Booth Table Being Used on Left & Right Sides |        |         |          |            | \$ 2368 |
|   | 15-E3TV24    | 2     | 24"W TFL View Booth Table  |        |         |          |            | \$ 1286 |
| Products are available as left or right and with other features, where applicable<br>View Booth Table is available in 24"W or 30"W and surface material options include TFL, HPL or Veneer<br>Grade 1 pricing |              |       |  |        |         |          |            |         |



|   |     |   |     |     |       |         |
|---|-----|---|-----|-----|-------|---------|
| 15-2  | 222 | 26  | 35½ | 296 | 144.9 | \$ 9249 |
| <b>CONSISTS OF:</b>   |     | <b>QTY</b>  |     |     |       |         |
| 15-31L  | 1   | Three Seat with Low Back and Arm, Left  |     |     |       | \$ 3436 |
| 15-31R  | 1   | Three Seat with Low Back and Arm, Right   |     |     |       | \$ 3436 |
| 15-LCP79  | 1   | Low Center Panel Single Sided<br>Table Bracket (TBLBKT) - View Booth Table Being Used |     |     |       | \$ 1576 |
| 15-E5TV30   | 1   | 30" TFL View Booth Table  |     |     |       | \$ 801  |
| Products are available as left or right and with other features, where applicable<br>View Booth Table is available in 24"W or 30"W and surface material options include TFL, HPL or Veneer<br>Grade 1 pricing |     |   |     |     |       |         |

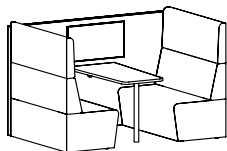
|  |              |    |                                       |     |     |      |    |      |      |
|--|--------------|----|---------------------------------------|-----|-----|------|----|------|------|
|                   | 15-3         | 56 | 141                                   | 34¾ | 149 | 55.8 | \$ | 9597 |      |
|  | CONSISTS OF: |    | QTY                                   |     |     |      |    |      |      |
|  | 15-11L       | 2  | One Seat with Low Back and Arm, Left  |     |     |      |    | \$   | 3822 |
|  | 15-11R       | 2  | One Seat with Low Back and Arm, Right |     |     |      |    | \$   | 3822 |
|  | 15-DLCP79    | 1  | Low Center Panel Dual Sided           |     |     |      |    | \$   | 1953 |
| Products are available as left or right and with other features, where applicable<br>Grade 1 pricing |              |    |                                       |     |     |      |    |      |      |

For ordering options, [see overview at the beginning of this section.](#)

# FIFTEEN LOUNGE

## LOUNGE + TABLES BY EDGE DESIGN (15 SERIES)

| Item | Model No. | Width | Depth | Height | Ship Wt | Cubic Ft | List Price |
|------|-----------|-------|-------|--------|---------|----------|------------|
|------|-----------|-------|-------|--------|---------|----------|------------|



|      |     |       |      |     |     |         |
|------|-----|-------|------|-----|-----|---------|
| 15-4 | 161 | 136 ¼ | 32 ½ | 593 | 212 | \$ 8608 |
|------|-----|-------|------|-----|-----|---------|

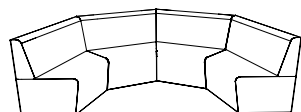
**CONSISTS OF:**
**QTY**

|        |   |                                 |         |
|--------|---|---------------------------------|---------|
| 15-22N | 2 | Two Armless Seat with High Back | \$ 5974 |
|--------|---|---------------------------------|---------|

|          |   |  |         |
|----------|---|--|---------|
| 15-HCP85 | 1 | High Center Panel Single Sided<br>Table Bracket (TBLBKT) - View Booth Table Being Used | \$ 1991 |
|----------|---|--|---------|

|           |   |                          |        |
|-----------|---|--------------------------|--------|
| 15-E3TV24 | 1 | 24" TFL View Booth Table | \$ 643 |
|-----------|---|--------------------------|--------|

View Booth Table is available in 24"W or 30"W and surface material options include TFL, HPL or Veneer  
 TV not included  
 Grade 1 pricing

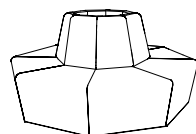


|      |     |    |     |     |       |         |
|------|-----|----|-----|-----|-------|---------|
| 15-5 | 112 | 98 | 34¼ | 220 | 170.4 | \$ 7944 |
|------|-----|----|-----|-----|-------|---------|

**CONSISTS OF:**
**QTY**

|          |   |                                   |         |
|----------|---|-----------------------------------|---------|
| 15-11ICR | 4 | 45° Internal Corner with Low Back | \$ 7944 |
|----------|---|-----------------------------------|---------|

Grade 1 pricing



|      |      |      |     |     |     |          |
|------|------|------|-----|-----|-----|----------|
| 15-6 | 114½ | 114½ | 34¼ | 352 | 192 | \$ 11104 |
|------|------|------|-----|-----|-----|----------|

**CONSISTS OF:**
**QTY**

|          |   |                                   |          |
|----------|---|-----------------------------------|----------|
| 15-11ECR | 8 | 45° External Corner with Low Back | \$ 11104 |
|----------|---|-----------------------------------|----------|

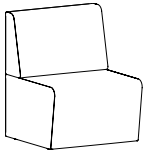
Grade 1 pricing

For ordering options, [see overview at the beginning of this section.](#)

# FIFTEEN LOUNGE

## LOUNGE + TABLES BY EDGE DESIGN (15 SERIES)

| Item                              | Model No. | Chair Width | Chair Depth | Chair Height | Seat Width | Seat Depth | Seat Height | Arm Height | Ship Wt | Cubic Ft |
|-----------------------------------|-----------|-------------|-------------|--------------|------------|------------|-------------|------------|---------|----------|
| ONE SEAT ARMLESS<br>WITH LOW BACK | 15-11N    | 27½         | 26½         | 34¼          | 27½        | 18½        | 17¼         | -          | 44.1    | 24.0     |



### Description

- Available with Contrasting Upholsteries
- May Be Used in Booth Applications; Must Specify Center Panel Designator: None, Left, or Right; Order Center Panel Separately
- Includes Ganging Hardware
- Optional Power Ports, [See Options](#)

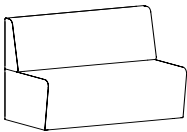
### Must Specify (in this order):

Model #  
Primary Upholstery  
Accent Upholstery  
Center Panel Designator  
Optional Power

| List Price/Grade       | Yards | COM/1   | 2    | 3    | 4    | 5    | 6    | 7    | 8    | 9    | 10   | L1   | L2   |
|------------------------|-------|---------|------|------|------|------|------|------|------|------|------|------|------|
| Single Upholstery      | 3.75  | \$ 1483 | 1667 | 1821 | 1971 | 2199 | 2432 | 2766 | 3107 | 3512 | 3973 | 2646 | 3141 |
| Contrasting Upholstery |       |         |      |      |      |      |      |      |      |      |      |      |      |
| Primary                | 2.50  | \$ 1494 | 1617 | 1719 | 1819 | 1972 | 2127 | 2349 | 2577 | 2847 | 3154 | 2269 | 2599 |
| Accent                 | 1.50  | \$ 0    | 74   | 135  | 195  | 287  | 380  | 513  | 650  | 812  | 996  | 465  | 663  |

### TWO SEAT ARMLESS WITH LOW BACK

|        |     |     |     |     |     |     |   |    |      |
|--------|-----|-----|-----|-----|-----|-----|---|----|------|
| 15-21N | 48½ | 26½ | 34¼ | 48½ | 18½ | 17¼ | - | 77 | 42.6 |
|--------|-----|-----|-----|-----|-----|-----|---|----|------|



### Description

- Available with Contrasting Upholsteries
- May Be Used in Booth Applications; Must Specify Center Panel Designator: None, Left, or Right; Order Center Panel Separately
- Includes Ganging Hardware
- Optional Power Ports, [See Options](#)

### Must Specify (in this order):

Model #  
Primary Upholstery  
Accent Upholstery  
Center Panel Designator  
Optional Power

| List Price/Grade       | Yards | COM/1   | 2    | 3    | 4    | 5    | 6    | 7    | 8    | 9    | 10   | L1   | L2   |
|------------------------|-------|---------|------|------|------|------|------|------|------|------|------|------|------|
| Single Upholstery      | 5.00  | \$ 2333 | 2578 | 2783 | 2983 | 3288 | 3598 | 4043 | 4498 | 5038 | 5653 | 3883 | 4543 |
| Contrasting Upholstery |       |         |      |      |      |      |      |      |      |      |      |      |      |
| Primary                | 3.00  | \$ 2333 | 2480 | 2603 | 2723 | 2906 | 3092 | 3359 | 3632 | 3956 | 4325 | 3263 | 3659 |
| Accent                 | 2.00  | \$ 0    | 98   | 180  | 260  | 382  | 506  | 684  | 866  | 1082 | 1328 | 620  | 884  |

### THREE SEAT ARMLESS WITH LOW BACK

|        |     |     |     |     |     |     |   |    |      |
|--------|-----|-----|-----|-----|-----|-----|---|----|------|
| 15-31N | 71¼ | 26½ | 34¼ | 71¼ | 18½ | 17¼ | - | 99 | 48.4 |
|--------|-----|-----|-----|-----|-----|-----|---|----|------|



### Description

- Available with Contrasting Upholsteries
- May Be Used in Booth Applications; Must Specify Center Panel Designator: None, Left, or Right; Order Center Panel Separately
- Includes Ganging Hardware
- Optional Power Ports, [See Options](#)

### Must Specify (in this order):

Model #  
Primary Upholstery  
Accent Upholstery  
Center Panel Designator  
Optional Power

| List Price/Grade       | Yards | COM/1   | 2    | 3    | 4    | 5    | 6    | 7    | 8    | 9    | 10   | L1   | L2   |
|------------------------|-------|---------|------|------|------|------|------|------|------|------|------|------|------|
| Single Upholstery      | 7.50  | \$ 3102 | 3470 | 3777 | 4077 | 4535 | 5000 | 5667 | 6350 | 7160 | 8082 | 5427 | 6417 |
| Contrasting Upholstery |       |         |      |      |      |      |      |      |      |      |      |      |      |
| Primary                | 5.00  | \$ 3113 | 3358 | 3563 | 3763 | 4068 | 4378 | 4823 | 5278 | 5818 | 6433 | 4663 | 5323 |
| Accent                 | 2.75  | \$ 0    | 135  | 248  | 358  | 525  | 696  | 941  | 1191 | 1488 | 1826 | 853  | 1216 |

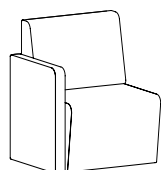
For ordering options, [see overview at the beginning of this section.](#)



# FIFTEEN LOUNGE

## LOUNGE + TABLES BY EDGE DESIGN (15 SERIES)

| Item                           | Model No. |        | Chair Width | Chair Depth | Chair Height | Seat Width | Seat Depth | Seat Height | Arm Height | Ship Wt | Cubic Ft |
|--------------------------------|-----------|--------|-------------|-------------|--------------|------------|------------|-------------|------------|---------|----------|
| ONE SEAT WITH LOW BACK AND ARM | Left      | Right  |             |             |              |            |            |             |            |         |          |
|                                | 15-11L    | 15-11R | 30¾         | 26½         | 34¾          | 27½        | 18½        | 17¼         | 26¼        | 52.9    | 24.0     |



Shown as Left

Must Specify (in this order):


Model #  
Primary Upholstery  
Accent Upholstery  
Center Panel Designator  
Optional Power

### Description

- Available with Contrasting Upholsteries
- May Be Used in Booth Applications; Must Specify Center Panel Designator: None, Left, or Right; Center Panel Must be Specified on Opposite Side of Arm; Order Center Panel Separately
- Includes Ganging Hardware
- Optional Power Ports, [See Options](#)

| List Price/Grade       | Yards | COM/1   | 2    | 3    | 4    | 5    | 6    | 7    | 8    | 9    | 10   | L1   | L2   |
|------------------------|-------|---------|------|------|------|------|------|------|------|------|------|------|------|
| Single Upholstery      | 4.00  | \$ 1911 | 2107 | 2271 | 2431 | 2675 | 2923 | 3279 | 3643 | 4075 | 4567 | 3151 | 3679 |
| Contrasting Upholstery |       |         |      |      |      |      |      |      |      |      |      |      |      |
| Primary                | 3.25  | \$ 1944 | 2103 | 2237 | 2367 | 2565 | 2766 | 3056 | 3351 | 3702 | 4102 | 2952 | 3381 |
| Accent                 | 1.50  | \$ 0    | 74   | 135  | 195  | 287  | 380  | 513  | 650  | 812  | 996  | 465  | 663  |

### TWO SEAT WITH LOW BACK AND ARM



Shown as Left

Must Specify (in this order):

Model #  
Primary Upholstery  
Accent Upholstery  
Center Panel Designator  
Optional Power

| Left   | Right  |     |     |     |     |     |     |     |    |      |  |  |  |
|--------|--------|-----|-----|-----|-----|-----|-----|-----|----|------|--|--|--|
| 15-21L | 15-21R | 51½ | 26½ | 34¾ | 48½ | 18½ | 17¼ | 26¼ | 86 | 42.6 |  |  |  |

### Description

- Available with Contrasting Upholsteries
- May Be Used in Booth Applications; Must Specify Center Panel Designator: None, Left, or Right; Center Panel Must be Specified on Opposite Side of Arm; Order Center Panel Separately
- Includes Ganging Hardware
- Optional Power Ports, [See Options](#)

| List Price/Grade       | Yards | COM/1   | 2    | 3    | 4    | 5    | 6    | 7    | 8    | 9    | 10   | L1   | L2   |
|------------------------|-------|---------|------|------|------|------|------|------|------|------|------|------|------|
| Single Upholstery      | 5.50  | \$ 2704 | 2974 | 3199 | 3419 | 3755 | 4096 | 4585 | 5086 | 5680 | 6356 | 4409 | 5135 |
| Contrasting Upholstery |       |         |      |      |      |      |      |      |      |      |      |      |      |
| Primary                | 4.00  | \$ 2726 | 2922 | 3086 | 3246 | 3490 | 3738 | 4094 | 4458 | 4890 | 5382 | 3966 | 4494 |
| Accent                 | 2.00  | \$ 0    | 98   | 180  | 260  | 382  | 506  | 684  | 866  | 1082 | 1328 | 620  | 884  |

### THREE SEAT WITH LOW BACK AND ARM



Shown as Left

Must Specify (in this order):

Model #  
Primary Upholstery  
Accent Upholstery  
Center Panel Designator  
Optional Power

| Left   | Right  |     |     |     |     |     |     |     |     |      |  |  |  |
|--------|--------|-----|-----|-----|-----|-----|-----|-----|-----|------|--|--|--|
| 15-31L | 15-31R | 74¾ | 26½ | 34¾ | 71¾ | 18½ | 17¼ | 26¼ | 108 | 48.4 |  |  |  |

### Description

- Available with Contrasting Upholsteries
- May Be Used in Booth Applications; Must Specify Center Panel Designator: None, Left, or Right; Center Panel Must be Specified on Opposite Side of Arm; Order Center Panel Separately
- Includes Ganging Hardware
- Optional Power Ports, [See Options](#)


| List Price/Grade       | Yards | COM/1   | 2    | 3    | 4    | 5    | 6    | 7    | 8    | 9    | 10   | L1   | L2   |
|------------------------|-------|---------|------|------|------|------|------|------|------|------|------|------|------|
| Single Upholstery      | 8.00  | \$ 3436 | 3828 | 4156 | 4476 | 4964 | 5460 | 6172 | 6900 | 7764 | 8748 | 5916 | 6972 |
| Contrasting Upholstery |       |         |      |      |      |      |      |      |      |      |      |      |      |
| Primary                | 5.25  | \$ 3436 | 3693 | 3909 | 4119 | 4439 | 4764 | 5232 | 5709 | 6276 | 6922 | 5064 | 5757 |
| Accent                 | 2.75  | \$ 0    | 135  | 248  | 358  | 525  | 696  | 941  | 1191 | 1488 | 1826 | 853  | 1216 |

For ordering options, [see overview at the beginning of this section.](#)

# FIFTEEN LOUNGE

## LOUNGE + TABLES BY EDGE DESIGN (15 SERIES)

| Item                            | Model No. | Chair Width | Chair Depth | Chair Height | Seat Width | Seat Depth | Seat Height | Arm Height | Ship Wt | Cubic Ft |
|---------------------------------|-----------|-------------|-------------|--------------|------------|------------|-------------|------------|---------|----------|
| ONE SEAT WITH LOW BACK AND ARMS | 15-11LR   | 33¾         | 26½         | 34¾          | 27½        | 18½        | 17¼         | 26¼        | 62      | 24.0     |



### Description

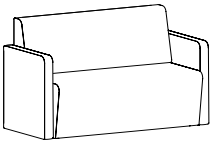
- Available with Contrasting Upholsteries
- Not for Use in Booth or Ganging Applications
- Optional Power Ports, [See Options](#)

| List Price/Grade       | Yards | COM/1   | 2    | 3    | 4    | 5    | 6    | 7    | 8    | 9    | 10   | L1   | L2   |
|------------------------|-------|---------|------|------|------|------|------|------|------|------|------|------|------|
| Single Upholstery      | 5.00  | \$ 2477 | 2722 | 2927 | 3127 | 3432 | 3742 | 4187 | 4642 | 5182 | 5797 | 4027 | 4687 |
| Contrasting Upholstery |       |         |      |      |      |      |      |      |      |      |      |      |      |
| Primary                | 4.50  | \$ 2521 | 2742 | 2926 | 3106 | 3381 | 3660 | 4060 | 4470 | 4956 | 5509 | 3916 | 4510 |
| Accent                 | 1.50  | \$ 0    | 74   | 135  | 195  | 287  | 380  | 513  | 650  | 812  | 996  | 465  | 663  |

### Must Specify (in this order):

Model #  
Primary Upholstery  
Accent Upholstery  
Optional Power

|                                 |         |     |     |     |     |     |     |     |    |      |
|---------------------------------|---------|-----|-----|-----|-----|-----|-----|-----|----|------|
| TWO SEAT WITH LOW BACK AND ARMS | 15-21LR | 54¾ | 26½ | 34¾ | 48½ | 18½ | 17¼ | 26¼ | 95 | 42.6 |
|---------------------------------|---------|-----|-----|-----|-----|-----|-----|-----|----|------|



### Description

- Available with Contrasting Upholsteries
- Not for Use in Booth or Ganging Applications
- Optional Power Ports, [See Options](#)

| List Price/Grade       | Yards | COM/1   | 2    | 3    | 4    | 5    | 6    | 7    | 8    | 9    | 10   | L1   | L2   |
|------------------------|-------|---------|------|------|------|------|------|------|------|------|------|------|------|
| Single Upholstery      | 6.50  | \$ 3179 | 3498 | 3764 | 4024 | 4421 | 4824 | 5402 | 5994 | 6696 | 7495 | 5194 | 6052 |
| Contrasting Upholstery |       |         |      |      |      |      |      |      |      |      |      |      |      |
| Primary                | 4.75  | \$ 3190 | 3423 | 3618 | 3808 | 4097 | 4392 | 4815 | 5247 | 5760 | 6344 | 4663 | 5290 |
| Accent                 | 2.00  | \$ 0    | 98   | 180  | 260  | 382  | 506  | 684  | 866  | 1082 | 1328 | 620  | 884  |

### Must Specify (in this order):

Model #  
Primary Upholstery  
Accent Upholstery  
Optional Power

|                                   |         |    |     |     |     |     |     |     |     |      |
|-----------------------------------|---------|----|-----|-----|-----|-----|-----|-----|-----|------|
| THREE SEAT WITH LOW BACK AND ARMS | 15-31LR | 78 | 26½ | 34¾ | 71¾ | 18½ | 17¼ | 26¼ | 117 | 48.4 |
|-----------------------------------|---------|----|-----|-----|-----|-----|-----|-----|-----|------|



### Description

- Available with Contrasting Upholsteries
- Not for Use in Booth or Ganging Applications
- Optional Power Ports, [See Options](#)

| List Price/Grade       | Yards | COM/1   | 2    | 3    | 4    | 5    | 6    | 7    | 8    | 9    | 10   | L1   | L2   |
|------------------------|-------|---------|------|------|------|------|------|------|------|------|------|------|------|
| Single Upholstery      | 9.00  | \$ 3930 | 4371 | 4740 | 5100 | 5649 | 6207 | 7008 | 7827 | 8799 | 9906 | 6720 | 7908 |
| Contrasting Upholstery |       |         |      |      |      |      |      |      |      |      |      |      |      |
| Primary                | 7.00  | \$ 3963 | 4306 | 4593 | 4873 | 5300 | 5734 | 6357 | 6994 | 7750 | 8611 | 6133 | 7057 |
| Accent                 | 2.75  | \$ 0    | 135  | 248  | 358  | 525  | 696  | 941  | 1191 | 1488 | 1826 | 853  | 1216 |

### Must Specify (in this order):

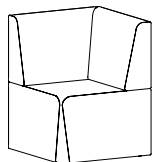
Model #  
Primary Upholstery  
Accent Upholstery  
Optional Power

For ordering options, [see overview at the beginning of this section.](#)

# FIFTEEN LOUNGE

## LOUNGE + TABLES BY EDGE DESIGN (15 SERIES)

| Item                     | Model No. | Chair Width | Chair Depth | Chair Height | Seat Width | Seat Depth | Seat Height | Arm Height | Ship Wt | Cubic Ft |
|--------------------------|-----------|-------------|-------------|--------------|------------|------------|-------------|------------|---------|----------|
| 90° CORNER WITH LOW BACK | 15-11CR   | 26½         | 26½         | 34¼          | 26½        | 18½        | 17¼         | -          | 53      | 24.0     |



### Description

- Available with Contrasting Upholsteries
- Not for Use with Center Panel
- Includes Ganging Hardware
- Optional Power Ports, [See Options](#)

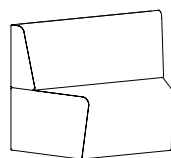
Must Specify (in this order):

Model #  
Primary Upholstery  
Accent Upholstery  
Optional Power

| List Price/Grade       | Yards | COM/1   | 2    | 3    | 4    | 5    | 6    | 7    | 8    | 9    | 10   | L1   | L2   |
|------------------------|-------|---------|------|------|------|------|------|------|------|------|------|------|------|
| Single Upholstery      | 4.50  | \$ 2142 | 2363 | 2547 | 2727 | 3002 | 3281 | 3681 | 4091 | 4577 | 5130 | 3537 | 4131 |
| Contrasting Upholstery |       |         |      |      |      |      |      |      |      |      |      |      |      |
| Primary                | 3.25  | \$ 2186 | 2345 | 2479 | 2609 | 2807 | 3008 | 3298 | 3593 | 3944 | 4344 | 3194 | 3623 |
| Accent                 | 2.25  | \$ 0    | 110  | 203  | 293  | 430  | 569  | 770  | 974  | 1217 | 1494 | 698  | 995  |

### 45° INTERNAL CORNER WITH LOW BACK

|          |     |     |     |    |     |     |   |    |      |
|----------|-----|-----|-----|----|-----|-----|---|----|------|
| 15-11ICR | 47¼ | 24½ | 34¼ | 28 | 18½ | 17¼ | - | 55 | 42.6 |
|----------|-----|-----|-----|----|-----|-----|---|----|------|



### Description

- Available with Contrasting Upholsteries
- Not for Use with Center Panel
- Includes Ganging Hardware
- Optional Power Ports, [See Options](#)

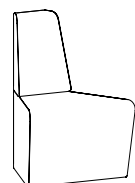
Must Specify (in this order):

Model #  
Primary Upholstery  
Accent Upholstery  
Optional Power

| List Price/Grade       | Yards | COM/1   | 2    | 3    | 4    | 5    | 6    | 7    | 8    | 9    | 10   | L1   | L2   |
|------------------------|-------|---------|------|------|------|------|------|------|------|------|------|------|------|
| Single Upholstery      | 4.75  | \$ 1986 | 2219 | 2414 | 2604 | 2893 | 3188 | 3611 | 4043 | 4556 | 5140 | 3459 | 4086 |
| Contrasting Upholstery |       |         |      |      |      |      |      |      |      |      |      |      |      |
| Primary                | 3.25  | \$ 2008 | 2167 | 2301 | 2431 | 2629 | 2830 | 3120 | 3415 | 3766 | 4166 | 3016 | 3445 |
| Accent                 | 2.00  | \$ 0    | 98   | 180  | 260  | 382  | 506  | 684  | 866  | 1082 | 1328 | 620  | 884  |

### 45° EXTERNAL CORNER WITH LOW BACK

|          |    |     |     |     |     |     |   |    |      |
|----------|----|-----|-----|-----|-----|-----|---|----|------|
| 15-11ECR | 28 | 24½ | 34¼ | 47¼ | 18½ | 17¼ | - | 44 | 24.0 |
|----------|----|-----|-----|-----|-----|-----|---|----|------|



### Description

- Available with Contrasting Upholsteries
- Not for Use with Center Panel
- When Wrapping Columns, Ganged Units Compatible with Columns Up To 20" Diameter
- Includes Ganging Hardware
- Optional Power Ports, [See Options](#)

Must Specify (in this order):

Model #  
Primary Upholstery  
Accent Upholstery  
Optional Power

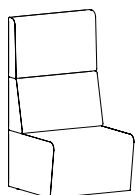
| List Price/Grade       | Yards | COM/1   | 2    | 3    | 4    | 5    | 6    | 7    | 8    | 9    | 10   | L1   | L2   |
|------------------------|-------|---------|------|------|------|------|------|------|------|------|------|------|------|
| Single Upholstery      | 2.50  | \$ 1388 | 1511 | 1613 | 1713 | 1866 | 2021 | 2243 | 2471 | 2741 | 3048 | 2163 | 2493 |
| Contrasting Upholstery |       |         |      |      |      |      |      |      |      |      |      |      |      |
| Primary                | 2.50  | \$ 1443 | 1566 | 1668 | 1768 | 1921 | 2076 | 2298 | 2526 | 2796 | 3103 | 2218 | 2548 |
| Accent                 | 1.25  | \$ 0    | 61   | 113  | 163  | 239  | 316  | 428  | 541  | 676  | 830  | 388  | 553  |

For ordering options, [see overview at the beginning of this section.](#)

# FIFTEEN LOUNGE

## LOUNGE + TABLES BY EDGE DESIGN (15 SERIES)

| Item                            | Model No. | Chair Width | Chair Depth | Chair Height | Seat Width | Seat Depth | Seat Height | Arm Height | Ship Wt | Cubic Ft |
|---------------------------------|-----------|-------------|-------------|--------------|------------|------------|-------------|------------|---------|----------|
| ONE ARMLESS SEAT WITH HIGH BACK | 15-12N    | 27½         | 26½         | 52           | 27½        | 18½        | 17¼         | -          | 53      | 34.4     |



Must Specify (in this order):

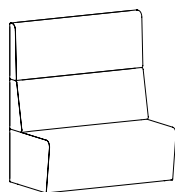
Model #  
Primary Upholstery  
Accent Upholstery  
Center Panel Designator  
Optional Power

### Description

- Available with Contrasting Upholsteries
- May Be Used in Booth Applications; Must Specify Center Panel Designator: None, Left, or Right; Order Center Panel Separately
- Includes Ganging Hardware
- Optional Power Ports, [See Options](#)

| List Price/Grade       | Yards | COM/1   | 2    | 3    | 4    | 5    | 6    | 7    | 8    | 9    | 10   | L1   | L2   |
|------------------------|-------|---------|------|------|------|------|------|------|------|------|------|------|------|
| Single Upholstery      | 5.00  | \$ 1880 | 2125 | 2330 | 2530 | 2835 | 3145 | 3590 | 4045 | 4585 | 5200 | 3430 | 4090 |
| Contrasting Upholstery |       |         |      |      |      |      |      |      |      |      |      |      |      |
| Primary                | 3.75  | \$ 1891 | 2075 | 2229 | 2379 | 2607 | 2840 | 3174 | 3515 | 3920 | 4381 | 3054 | 3549 |
| Accent                 | 1.50  | \$ 0    | 74   | 135  | 195  | 287  | 380  | 513  | 650  | 812  | 996  | 465  | 663  |

### TWO ARMLESS SEAT WITH HIGH BACK



Must Specify (in this order):

Model #  
Primary Upholstery  
Accent Upholstery  
Center Panel Designator  
Optional Power


|        |     |     |    |     |     |     |   |    |      |
|--------|-----|-----|----|-----|-----|-----|---|----|------|
| 15-22N | 48½ | 26½ | 52 | 48½ | 18½ | 17¼ | - | 90 | 49.8 |
|--------|-----|-----|----|-----|-----|-----|---|----|------|

### Description

- Available with Contrasting Upholsteries
- May Be Used in Booth Applications; Must Specify Center Panel Designator: None, Left, or Right; Order Center Panel Separately
- Includes Ganging Hardware
- Optional Power Ports, [See Options](#)

| List Price/Grade       | Yards | COM/1   | 2    | 3    | 4    | 5    | 6    | 7    | 8    | 9    | 10   | L1   | L2   |
|------------------------|-------|---------|------|------|------|------|------|------|------|------|------|------|------|
| Single Upholstery      | 6.25  | \$ 2987 | 3293 | 3550 | 3800 | 4181 | 4568 | 5125 | 5693 | 6368 | 7137 | 4925 | 5750 |
| Contrasting Upholstery |       |         |      |      |      |      |      |      |      |      |      |      |      |
| Primary                | 4.50  | \$ 2998 | 3219 | 3403 | 3583 | 3858 | 4137 | 4537 | 4947 | 5433 | 5986 | 4393 | 4987 |
| Accent                 | 2.00  | \$ 0    | 98   | 180  | 260  | 382  | 506  | 684  | 866  | 1082 | 1328 | 620  | 884  |

### THREE ARMLESS SEAT WITH HIGH BACK



Must Specify (in this order):

Model #  
Primary Upholstery  
Accent Upholstery  
Center Panel Designator  
Optional Power

|        |     |     |    |     |     |     |   |     |      |
|--------|-----|-----|----|-----|-----|-----|---|-----|------|
| 15-32N | 71¼ | 26½ | 52 | 71¼ | 18½ | 17¼ | - | 119 | 70.7 |
|--------|-----|-----|----|-----|-----|-----|---|-----|------|

### Description

- Available with Contrasting Upholsteries
- May Be Used in Booth Applications; Must Specify Center Panel Designator: None, Left, or Right; Order Center Panel Separately
- Includes Ganging Hardware
- Optional Power Ports, [See Options](#)

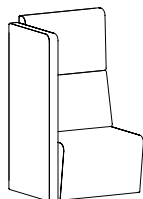
| List Price/Grade       | Yards | COM/1   | 2    | 3    | 4    | 5    | 6    | 7    | 8    | 9    | 10    | L1   | L2   |
|------------------------|-------|---------|------|------|------|------|------|------|------|------|-------|------|------|
| Single Upholstery      | 10.00 | \$ 4004 | 4494 | 4904 | 5304 | 5914 | 6534 | 7424 | 8334 | 9414 | 10644 | 7104 | 8424 |
| Contrasting Upholstery |       |         |      |      |      |      |      |      |      |      |       |      |      |
| Primary                | 7.25  | \$ 4004 | 4359 | 4657 | 4947 | 5389 | 5838 | 6484 | 7143 | 7926 | 8818  | 6252 | 7209 |
| Accent                 | 2.75  | \$ 0    | 135  | 248  | 358  | 525  | 696  | 941  | 1191 | 1488 | 1826  | 853  | 1216 |

For ordering options, [see overview at the beginning of this section.](#)

# FIFTEEN LOUNGE

## LOUNGE + TABLES BY EDGE DESIGN (15 SERIES)

| Item                            | Model No. |        | Chair Width | Chair Depth | Chair Height | Seat Width | Seat Depth | Seat Height | Arm Height | Ship Wt | Cubic Ft |
|---------------------------------|-----------|--------|-------------|-------------|--------------|------------|------------|-------------|------------|---------|----------|
| ONE SEAT WITH HIGH BACK AND ARM | Left      | Right  |             |             |              |            |            |             |            |         |          |
|                                 | 15-12L    | 15-12R | 30¾         | 26½         | 52           | 27½        | 18½        | 17¼         | 49¾        | 52.9    | 24.0     |



Shown as Left

Must Specify (in this order):


Model #  
Primary Upholstery  
Accent Upholstery  
Center Panel Designator  
Optional Power

### Description

- Available with Contrasting Upholsteries
- May Be Used in Booth Applications; Must Specify Center Panel Designator: None, Left, or Right; Center Panel Must be Specified on Opposite Side of Arm; Order Center Panel Separately
- Includes Ganging Hardware
- Optional Power Ports, [See Options](#)

| List Price/Grade       | Yards | COM/1   | 2    | 3    | 4    | 5    | 6    | 7    | 8    | 9    | 10   | L1   | L2   |
|------------------------|-------|---------|------|------|------|------|------|------|------|------|------|------|------|
| Single Upholstery      | 5.75  | \$ 2421 | 2703 | 2939 | 3169 | 3519 | 3876 | 4388 | 4911 | 5532 | 6239 | 4204 | 4963 |
| Contrasting Upholstery |       |         |      |      |      |      |      |      |      |      |      |      |      |
| Primary                | 4.75  | \$ 2443 | 2676 | 2871 | 3061 | 3350 | 3645 | 4068 | 4500 | 5013 | 5597 | 3916 | 4543 |
| Accent                 | 1.50  | \$ 0    | 74   | 135  | 195  | 287  | 380  | 513  | 650  | 812  | 996  | 465  | 663  |

### TWO SEAT WITH HIGH BACK AND ARM



Shown as Left

Must Specify (in this order):

Model #  
Primary Upholstery  
Accent Upholstery  
Center Panel Designator  
Optional Power


| Left   | Right  |     |     |    |     |     |     |     |    |      |  |  |  |
|--------|--------|-----|-----|----|-----|-----|-----|-----|----|------|--|--|--|
| 15-22L | 15-22R | 51½ | 26½ | 52 | 48½ | 18½ | 17¼ | 49¾ | 86 | 42.6 |  |  |  |

### Description

- Available with Contrasting Upholsteries
- May Be Used in Booth Applications; Must Specify Center Panel Designator: None, Left, or Right; Center Panel Must be Specified on Opposite Side of Arm; Order Center Panel Separately
- Includes Ganging Hardware
- Optional Power Ports, [See Options](#)

| List Price/Grade       | Yards | COM/1   | 2    | 3    | 4    | 5    | 6    | 7    | 8    | 9    | 10   | L1   | L2   |
|------------------------|-------|---------|------|------|------|------|------|------|------|------|------|------|------|
| Single Upholstery      | 7.75  | \$ 3458 | 3838 | 4156 | 4466 | 4938 | 5419 | 6109 | 6814 | 7651 | 8604 | 5861 | 6884 |
| Contrasting Upholstery |       |         |      |      |      |      |      |      |      |      |      |      |      |
| Primary                | 6.50  | \$ 3491 | 3810 | 4076 | 4336 | 4733 | 5136 | 5714 | 6306 | 7008 | 7807 | 5506 | 6364 |
| Accent                 | 2.00  | \$ 0    | 98   | 180  | 260  | 382  | 506  | 684  | 866  | 1082 | 1328 | 620  | 884  |

### THREE SEAT WITH HIGH BACK AND ARM



Shown as Left

Must Specify (in this order):

Model #  
Primary Upholstery  
Accent Upholstery  
Center Panel Designator  
Optional Power

| Left   | Right  |     |     |    |     |     |     |     |     |      |  |  |  |
|--------|--------|-----|-----|----|-----|-----|-----|-----|-----|------|--|--|--|
| 15-32L | 15-32R | 74¾ | 26½ | 52 | 71¾ | 18½ | 17¼ | 49¾ | 108 | 48.4 |  |  |  |

### Description

- Available with Contrasting Upholsteries
- May Be Used in Booth Applications; Must Specify Center Panel Designator: None, Left, or Right; Center Panel Must be Specified on Opposite Side of Arm; Order Center Panel Separately
- Includes Ganging Hardware
- Optional Power Ports, [See Options](#)

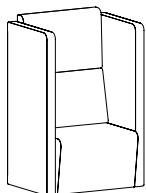
| List Price/Grade       | Yards | COM/1   | 2    | 3    | 4    | 5    | 6    | 7    | 8    | 9     | 10    | L1   | L2   |
|------------------------|-------|---------|------|------|------|------|------|------|------|-------|-------|------|------|
| Single Upholstery      | 11.25 | \$ 4410 | 4961 | 5423 | 5873 | 6559 | 7256 | 8258 | 9281 | 10496 | 11880 | 7898 | 9383 |
| Contrasting Upholstery |       |         |      |      |      |      |      |      |      |       |       |      |      |
| Primary                | 8.75  | \$ 4421 | 4850 | 5209 | 5559 | 6092 | 6635 | 7414 | 8210 | 9155  | 10231 | 7134 | 8289 |
| Accent                 | 2.75  | \$ 0    | 135  | 248  | 358  | 525  | 696  | 941  | 1191 | 1488  | 1826  | 853  | 1216 |

For ordering options, [see overview at the beginning of this section.](#)

# FIFTEEN LOUNGE

## LOUNGE + TABLES BY EDGE DESIGN (15 SERIES)

| Item                             | Model No. | Chair Width | Chair Depth | Chair Height | Seat Width | Seat Depth | Seat Height | Arm Height | Ship Wt | Cubic Ft |
|----------------------------------|-----------|-------------|-------------|--------------|------------|------------|-------------|------------|---------|----------|
| ONE SEAT WITH HIGH BACK AND ARMS | 15-12LR   | 33¾         | 26½         | 52           | 27½        | 18½        | 17¼         | 49¾        | 80      | 34.4     |



Must Specify (in this order):


Model #  
Primary Upholstery  
Accent Upholstery  
Optional Power

### Description

- Available with Contrasting Upholsteries
- Not for Use in Booth or Ganging Applications
- Optional Power Ports, [See Options](#)

| List Price/Grade       | Yards | COM/1   | 2    | 3    | 4    | 5    | 6    | 7    | 8    | 9    | 10   | L1   | L2   |
|------------------------|-------|---------|------|------|------|------|------|------|------|------|------|------|------|
| Single Upholstery      | 7.25  | \$ 2994 | 3349 | 3647 | 3937 | 4379 | 4828 | 5474 | 6133 | 6916 | 7808 | 5242 | 6199 |
| Contrasting Upholstery |       |         |      |      |      |      |      |      |      |      |      |      |      |
| Primary                | 6.50  | \$ 3027 | 3346 | 3612 | 3872 | 4269 | 4672 | 5250 | 5842 | 6544 | 7343 | 5042 | 5900 |
| Accent                 | 1.50  | \$ 0    | 74   | 135  | 195  | 287  | 380  | 513  | 650  | 812  | 996  | 465  | 663  |

|                                  |         |     |     |    |     |     |     |     |     |      |
|----------------------------------|---------|-----|-----|----|-----|-----|-----|-----|-----|------|
| TWO SEAT WITH HIGH BACK AND ARMS | 15-22LR | 54¾ | 26½ | 52 | 48½ | 18½ | 17¼ | 49¾ | 126 | 49.8 |
|----------------------------------|---------|-----|-----|----|-----|-----|-----|-----|-----|------|



Must Specify (in this order):

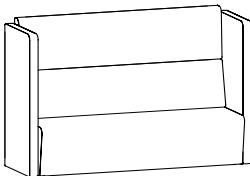
Model #  
Primary Upholstery  
Accent Upholstery  
Optional Power

### Description

- Available with Contrasting Upholsteries
- Not for Use in Booth or Ganging Applications
- Optional Power Ports, [See Options](#)

| List Price/Grade       | Yards | COM/1   | 2    | 3    | 4    | 5    | 6    | 7    | 8    | 9    | 10    | L1   | L2   |
|------------------------|-------|---------|------|------|------|------|------|------|------|------|-------|------|------|
| Single Upholstery      | 9.50  | \$ 4048 | 4514 | 4903 | 5283 | 5863 | 6452 | 7297 | 8162 | 9188 | 10356 | 6993 | 8247 |
| Contrasting Upholstery |       |         |      |      |      |      |      |      |      |      |       |      |      |
| Primary                | 8.00  | \$ 4070 | 4462 | 4790 | 5110 | 5598 | 6094 | 6806 | 7534 | 8398 | 9382  | 6550 | 7606 |
| Accent                 | 2.00  | \$ 0    | 98   | 180  | 260  | 382  | 506  | 684  | 866  | 1082 | 1328  | 620  | 884  |

|                                    |         |    |     |    |     |     |     |     |     |      |
|------------------------------------|---------|----|-----|----|-----|-----|-----|-----|-----|------|
| THREE SEAT WITH HIGH BACK AND ARMS | 15-32LR | 78 | 26½ | 52 | 71¾ | 18½ | 17¼ | 49¾ | 154 | 70.7 |
|------------------------------------|---------|----|-----|----|-----|-----|-----|-----|-----|------|



Must Specify (in this order):

Model #  
Primary Upholstery  
Accent Upholstery  
Optional Power

### Description

- Available with Contrasting Upholsteries
- Not for Use in Booth or Ganging Applications
- Optional Power Ports, [See Options](#)

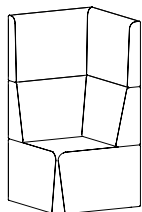
| List Price/Grade       | Yards | COM/1   | 2    | 3    | 4    | 5    | 6    | 7    | 8     | 9     | 10    | L1   | L2    |
|------------------------|-------|---------|------|------|------|------|------|------|-------|-------|-------|------|-------|
| Single Upholstery      | 12.75 | \$ 4984 | 5609 | 6132 | 6642 | 7419 | 8210 | 9345 | 10505 | 11882 | 13450 | 8937 | 10620 |
| Contrasting Upholstery |       |         |      |      |      |      |      |      |       |       |       |      |       |
| Primary                | 10.25 | \$ 4995 | 5497 | 5918 | 6328 | 6953 | 7588 | 8501 | 9433  | 10540 | 11801 | 8173 | 9526  |
| Accent                 | 2.75  | \$ 0    | 135  | 248  | 358  | 525  | 696  | 941  | 1191  | 1488  | 1826  | 853  | 1216  |

For ordering options, [see overview at the beginning of this section.](#)

# FIFTEEN LOUNGE

## LOUNGE + TABLES BY EDGE DESIGN (15 SERIES)

| Item                      | Model No. | Chair Width | Chair Depth | Chair Height | Seat Width | Seat Depth | Seat Height | Arm Height | Ship Wt | Cubic Ft |
|---------------------------|-----------|-------------|-------------|--------------|------------|------------|-------------|------------|---------|----------|
| 90° CORNER WITH HIGH BACK | 15-12CR   | 26½         | 26½         | 52           | 26½        | 18½        | 17¼         | -          | 66      | 34.4     |



Must Specify (in this order):

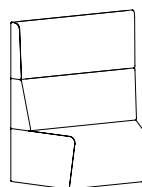
Model #  
Primary Upholstery  
Accent Upholstery  
Optional Power

### Description

- Available with Contrasting Upholsteries
- Not for Use with Center Panel
- Includes Ganging Hardware
- Optional Power Ports, [See Options](#)

| List Price/Grade       | Yards | COM/1   | 2    | 3    | 4    | 5    | 6    | 7    | 8    | 9    | 10   | L1   | L2   |
|------------------------|-------|---------|------|------|------|------|------|------|------|------|------|------|------|
| Single Upholstery      | 7.00  | \$ 2856 | 3199 | 3486 | 3766 | 4193 | 4627 | 5250 | 5887 | 6643 | 7504 | 5026 | 5950 |
| Contrasting Upholstery |       |         |      |      |      |      |      |      |      |      |      |      |      |
| Primary                | 5.75  | \$ 2900 | 3182 | 3418 | 3648 | 3998 | 4355 | 4867 | 5390 | 6011 | 6718 | 4683 | 5442 |
| Accent                 | 2.25  | \$ 0    | 110  | 203  | 293  | 430  | 569  | 770  | 974  | 1217 | 1494 | 698  | 995  |

|                                    |          |    |     |    |    |     |     |   |    |      |
|------------------------------------|----------|----|-----|----|----|-----|-----|---|----|------|
| 45° INTERNAL CORNER WITH HIGH BACK | 15-12ICR | 28 | 24½ | 52 | 28 | 18½ | 17¼ | - | 66 | 49.8 |
|------------------------------------|----------|----|-----|----|----|-----|-----|---|----|------|



Must Specify (in this order):

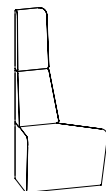
Model #  
Primary Upholstery  
Accent Upholstery  
Optional Power

### Description

- Available with Contrasting Upholsteries
- Not for Use with Center Panel
- Includes Ganging Hardware
- Optional Power Ports, [See Options](#)

| List Price/Grade       | Yards | COM/1   | 2    | 3    | 4    | 5    | 6    | 7    | 8    | 9    | 10   | L1   | L2   |
|------------------------|-------|---------|------|------|------|------|------|------|------|------|------|------|------|
| Single Upholstery      | 6.00  | \$ 2619 | 2913 | 3159 | 3399 | 3765 | 4137 | 4671 | 5217 | 5865 | 6603 | 4479 | 5271 |
| Contrasting Upholstery |       |         |      |      |      |      |      |      |      |      |      |      |      |
| Primary                | 4.50  | \$ 2641 | 2862 | 3046 | 3226 | 3501 | 3780 | 4180 | 4590 | 5076 | 5629 | 4036 | 4630 |
| Accent                 | 2.00  | \$ 0    | 98   | 180  | 260  | 382  | 506  | 684  | 866  | 1082 | 1328 | 620  | 884  |

|                                    |          |     |     |    |     |     |     |   |    |      |
|------------------------------------|----------|-----|-----|----|-----|-----|-----|---|----|------|
| 45° EXTERNAL CORNER WITH HIGH BACK | 15-12ECR | 47¼ | 24½ | 52 | 47¼ | 18½ | 17¼ | - | 66 | 34.4 |
|------------------------------------|----------|-----|-----|----|-----|-----|-----|---|----|------|



Must Specify (in this order):

Model #  
Primary Upholstery  
Accent Upholstery  
Optional Power

### Description

- Available with Contrasting Upholsteries
- Not for Use with Center Panel
- When Wrapping Columns, Ganged Units Compatible with Columns Up To 20" Diameter
- Includes Ganging Hardware
- Optional Power Ports, [See Options](#)

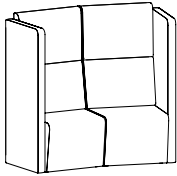
| List Price/Grade       | Yards | COM/1   | 2    | 3    | 4    | 5    | 6    | 7    | 8    | 9    | 10   | L1   | L2   |
|------------------------|-------|---------|------|------|------|------|------|------|------|------|------|------|------|
| Single Upholstery      | 3.25  | \$ 1762 | 1921 | 2055 | 2185 | 2383 | 2584 | 2874 | 3169 | 3520 | 3920 | 2770 | 3199 |
| Contrasting Upholstery |       |         |      |      |      |      |      |      |      |      |      |      |      |
| Primary                | 2.75  | \$ 1795 | 1930 | 2043 | 2153 | 2320 | 2491 | 2736 | 2986 | 3283 | 3621 | 2648 | 3011 |
| Accent                 | 1.25  | \$ 0    | 61   | 113  | 163  | 239  | 316  | 428  | 541  | 676  | 830  | 388  | 553  |

For ordering options, [see overview at the beginning of this section.](#)

# FIFTEEN LOUNGE

## LOUNGE + TABLES BY EDGE DESIGN (15 SERIES)

| Item                                     | Model No. | Chair Width | Chair Depth | Chair Height | Seat Width | Seat Depth | Seat Height | Arm Height | Ship Wt | Cubic Ft |
|--|-----------|-------------|-------------|--------------|------------|------------|-------------|------------|---------|----------|
| TWO SEAT CONCAVE WITH HIGH BACK AND ARMS | 15-22CCLR | 60¾         | 29½         | 52           | 49         | 18½        | 17¼         | 49¾        | 141     | 68.8     |



Must Specify (in this order):

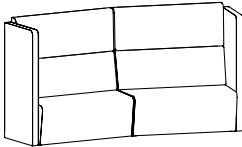
Model #  
Primary Upholstery  
Accent Upholstery  
Optional Power

### Description

- 15° Angled Seat to Stimulate Conversation
- Available with Contrasting Upholsteries
- Not for Use in Booth or Ganging Applications
- Optional Power Ports, [See Options](#)

| List Price/Grade       | Yards | COM/1   | 2    | 3    | 4    | 5    | 6    | 7    | 8    | 9     | 10    | L1   | L2   |
|------------------------|-------|---------|------|------|------|------|------|------|------|-------|-------|------|------|
| Single Upholstery      | 11.25 | \$ 4689 | 5240 | 5702 | 6152 | 6838 | 7535 | 8537 | 9560 | 10775 | 12159 | 8177 | 9662 |
| Contrasting Upholstery |       |         |      |      |      |      |      |      |      |       |       |      |      |
| Primary                | 9.50  | \$ 4711 | 5177 | 5566 | 5946 | 6526 | 7115 | 7960 | 8825 | 9851  | 11019 | 7656 | 8910 |
| Accent                 | 2.25  | \$ 0    | 110  | 203  | 293  | 430  | 569  | 770  | 974  | 1217  | 1494  | 698  | 995  |

|   |           |     |     |    |     |     |     |     |     |      |
|---|-----------|-----|-----|----|-----|-----|-----|-----|-----|------|
| FOUR SEAT CONCAVE WITH HIGH BACK AND ARMS | 15-42CCLR | 104 | 32¼ | 52 | 91¼ | 18½ | 17¼ | 49¾ | 216 | 99.6 |
|---|-----------|-----|-----|----|-----|-----|-----|-----|-----|------|



Must Specify (in this order):

Model #  
Primary Upholstery  
Accent Upholstery  
Optional Power

### Description

- 15° Angled Seat to Stimulate Conversation
- Available with Contrasting Upholsteries
- Not for Use in Booth or Ganging Applications
- Optional Power Ports, [See Options](#)

| List Price/Grade       | Yards | COM/1   | 2    | 3    | 4    | 5    | 6     | 7     | 8     | 9     | 10    | L1    | L2    |
|------------------------|-------|---------|------|------|------|------|-------|-------|-------|-------|-------|-------|-------|
| Single Upholstery      | 14.50 | \$ 6727 | 7438 | 8032 | 8612 | 9497 | 10396 | 11686 | 13006 | 14572 | 16355 | 11222 | 13136 |
| Contrasting Upholstery |       |         |      |      |      |      |       |       |       |       |       |       |       |
| Primary                | 11.25 | \$ 6727 | 7278 | 7740 | 8190 | 8876 | 9573  | 10575 | 11598 | 12813 | 14197 | 10215 | 11700 |
| Accent                 | 3.25  | \$ 0    | 159  | 293  | 423  | 621  | 822   | 1112  | 1407  | 1758  | 2158  | 1008  | 1437  |

|                 |           |     |     |   |   |     |
|-----------------|-----------|-----|-----|---|---|-----|
| OCTAGON TOP CAP | 15-INSERT | 20½ | 20½ | ¾ | 9 | 2.4 |
|-----------------|-----------|-----|-----|---|---|-----|



Must Specify (in this order):

Model #  
Primary Upholstery

### Description

- For Use with an Octagon Grouping of 45° External Corner Units
- Creates a Top Cap for a Seamless Look

| List Price/Grade  | Yards | COM/1  | 2   | 3   | 4   | 5   | 6   | 7   | 8   | 9    | 10   | L1  | L2   |
|-------------------|-------|--------|-----|-----|-----|-----|-----|-----|-----|------|------|-----|------|
| Single Upholstery | 1.00  | \$ 561 | 610 | 651 | 691 | 752 | 814 | 903 | 994 | 1102 | 1225 | 871 | 1003 |

For ordering options, [see overview at the beginning of this section.](#)



FIFTEEN LOUNGE  
LOUNGE + TABLES BY EDGE DESIGN (15 SERIES)

| Item                             | Model No. | Width | Depth | Height | Ship Wt | Cubic Ft |
|----------------------------------|-----------|-------|-------|--------|---------|----------|
| LOW CENTER PANEL<br>SINGLE SIDED | 15-LCP85  | 85½   | 3     | 30¼    | 50      | 7.8      |
|                                  | 15-LCP79  | 79½   | 3     | 30¼    | 43      | 7.8      |



Must Specify (in this order):

Model #  
Primary Upholstery  
Table Bracket Designator

Description

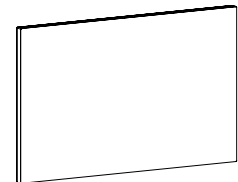
- Use to Create Booths in Single-Sided Applications
- Not Freestanding; Must Connect To Two Lounge Units
- Must Specify Table Bracket Designator: NO TBLBKT or TBLBKT; Must Order View Table Separately
- TV Bracket Not Available On This Panel

| List Price/Grade    | Yards | COM/1   | 2    | 3    | 4    | 5    | 6    | 7    | 8    | 9    | 10   | L1   | L2   |
|---------------------|-------|---------|------|------|------|------|------|------|------|------|------|------|------|
| 15-LCP85 Upholstery | 5.25  | \$ 1655 | 1912 | 2128 | 2338 | 2658 | 2983 | 3451 | 3928 | 4495 | 5141 | 3283 | 3976 |
| 15-LCP79 Upholstery | 4.75  | \$ 1576 | 1809 | 2004 | 2194 | 2483 | 2778 | 3201 | 3633 | 4146 | 4730 | 3049 | 3676 |

Must Specify: Table Bracket

|           |                                |
|-----------|--------------------------------|
| NO TBLBKT | No View Booth Table Being Used |
| TBLBKT    | View Booth Table Being Used    |

|                                   |          |     |   |     |    |      |
|-----------------------------------|----------|-----|---|-----|----|------|
| HIGH CENTER PANEL<br>SINGLE SIDED | 15-HCP85 | 85½ | 3 | 49½ | 70 | 12.6 |
|                                   | 15-HCP79 | 79½ | 3 | 49½ | 65 | 12.6 |



Must Specify (in this order):

Model #  
Primary Upholstery  
Table Bracket Designator  
TV Bracket Designator

Description

- Use to Create Booths in Single-Sided Applications
- Not Freestanding; Must Connect To Two Pod Units
- Must Specify Table Bracket Designator: NO TBLBKT or TBLBKT; Must Order View Table Separately
- Must Specify TV Bracket Designator: NO TVBKT or TVBKT; Must Order TV Bracket Separately
- TV Bracket Allows For Use of TVs up to 40" on Panel
- If a Table and/or TV Bracket is Designated, a Grommet or Grommets Will Automatically Be Added to the Panel for Wire Management

| List Price/Grade    | Yards | COM/1   | 2    | 3    | 4    | 5    | 6    | 7    | 8    | 9    | 10   | L1   | L2   |
|---------------------|-------|---------|------|------|------|------|------|------|------|------|------|------|------|
| 15-HCP85 Upholstery | 7.50  | \$ 1991 | 2359 | 2666 | 2966 | 3424 | 3889 | 4556 | 5239 | 6049 | 6971 | 4316 | 5306 |
| 15-HCP79 Upholstery | 7.00  | \$ 1910 | 2253 | 2540 | 2820 | 3247 | 3681 | 4304 | 4941 | 5697 | 6558 | 4080 | 5004 |

Must Specify: Table Bracket

|           |                                |
|-----------|--------------------------------|
| NO TBLBKT | No View Booth Table Being Used |
| TBLBKT    | View Booth Table Being Used    |

Must Specify: TV Bracket

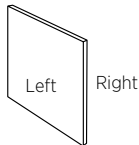
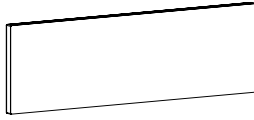
|          |                       |
|----------|-----------------------|
| NO TVBKT | No TV Being Used      |
| TVBKT    | TV Bracket Being Used |

For ordering options, [see overview at the beginning of this section.](#)

# FIFTEEN LOUNGE

## LOUNGE + TABLES BY EDGE DESIGN (15 SERIES)

| Item                           | Model No. | Width | Depth | Height | Ship Wt | Cubic Ft |
|--------------------------------|-----------|-------|-------|--------|---------|----------|
| LOW CENTER PANEL<br>DUAL SIDED | 15-DLCP85 | 85½   | 3     | 30¼    | 50      | 7.8      |
|                                | 15-DLCP79 | 79½   | 3     | 30¼    | 43      | 7.8      |



### Description

- Use to Create Booths in Dual-Sided Applications
- Not Freestanding; Must Connect To Four Lounge Units (Two Units On Each Side)
- Must Specify Table Bracket Designator: NO TBLBKT, L-TBLBKT, R-TBLBKT, or LR-TBLBKT; Must Order View Table Separately
- TV Bracket Not Available On This Panel

| List Price/Grade     | Yards | COM/1   | 2    | 3    | 4    | 5    | 6    | 7    | 8    | 9    | 10   | L1   | L2   |
|----------------------|-------|---------|------|------|------|------|------|------|------|------|------|------|------|
| 15-DLCP85 Upholstery | 5.25  | \$ 2032 | 2289 | 2505 | 2715 | 3035 | 3360 | 3828 | 4305 | 4872 | 5518 | 3660 | 4353 |
| 15-DLCP79 Upholstery | 4.75  | \$ 1953 | 2186 | 2381 | 2571 | 2860 | 3155 | 3578 | 4010 | 4523 | 5107 | 3426 | 4053 |

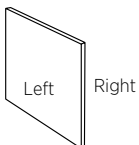
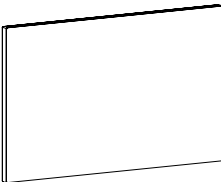
Must Specify (in this order):

Model #  
Primary Upholstery  
Table Bracket Designator

### Must Specify: Table Bracket

|           |   |
|-----------|---|
| NO TBLBKT | No View Booth Table Being Used            |
| L-TBLBKT  | View Booth Table Being Used On Left Side  |
| R-TBLBKT  | View Booth Table Being Used on Right Side |
| LR-TBLBKT | View Booth Table Being Used               |

|                              |           |     |   |     |    |      |
|------------------------------|-----------|-----|---|-----|----|------|
| DUAL SIDED HIGH CENTER PANEL | 15-DHCP85 | 85½ | 3 | 49½ | 70 | 12.6 |
|                              | 15-DHCP79 | 79½ | 3 | 49½ | 65 | 12.6 |



### Description

- Use to Create Booths in Dual-Sided Applications
- Not Freestanding; Must Connect To Four Lounge Units (Two Units On Each Side)
- Must Specify Table Bracket Designator: NO TBLBKT, L-TBLBKT, R-TBLBKT, or LR-TBLBKT; Must Order View Table Separately
- Must Specify TV Bracket Designator: NO TVBKT, L-TV BKT, R-TV BKT, or LR-TV BKT; Must Order TV Bracket Separately
- TV Bracket Allows For Use of TVs up to 40" on Panel
- If a Table and/or TV Bracket is Designated, a Grommet or Grommets Will Automatically Be Added to the Panel for Wire Management

| List Price/Grade     | Yards | COM/1   | 2    | 3    | 4    | 5    | 6    | 7    | 8    | 9    | 10   | L1   | L2   |
|----------------------|-------|---------|------|------|------|------|------|------|------|------|------|------|------|
| 15-DHCP85 Upholstery | 7.50  | \$ 2368 | 2736 | 3043 | 3343 | 3801 | 4266 | 4933 | 5616 | 6426 | 7348 | 4693 | 5683 |
| 15-DHCP79 Upholstery | 7.00  | \$ 2287 | 2630 | 2917 | 3197 | 3624 | 4058 | 4681 | 5318 | 6074 | 6935 | 4457 | 5381 |

Must Specify (in this order):

Model #  
Primary Upholstery  
Table Bracket Designator  
TV Bracket Designator

### Must Specify: Table Bracket

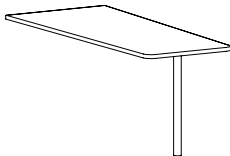
|           |   |
|-----------|---|
| NO TBLBKT | No View Booth Table Being Used                    |
| L-TBLBKT  | View Booth Table Being Used on Left Side          |
| R-TBLBKT  | View Booth Table Being Used on Right Side         |
| LR-TBLBKT | View Booth Table Being Used on Left & Right Sides |

### Must Specify: TV Bracket

|           |   |
|-----------|---|
| NO TVBKT  | No TV Being Used                            |
| L-TV BKT  | TV Bracket Being Used on Left Side          |
| R-TV BKT  | TV Bracket Being Used on Right Side         |
| LR-TV BKT | TV Bracket Being Used on Left & Right Sides |

For ordering options, [see overview at the beginning of this section.](#)

FIFTEEN LOUNGE  
LOUNGE + TABLES BY EDGE DESIGN (15 SERIES)

| Item   | Model No.  |        | Width | Depth | Height | Ship Wt | Cubic Ft | List Price |
|--|------------|--------|-------|-------|--------|---------|----------|------------|
| <div>VIEW BOOTH TABLES</div> <div></div> <div>Must Specify (in this order):<br/>Model #<br/>Finish/Color<br/>Leg Color<br/>Grommet/Power/Data</div> | 30"W       |        |       |       |        |         |          |            |
|  | 15-E5TV30  | TFL    | 30    | 71    | 30     | 71      | 52.1     | T\$ 801    |
|  | 15-E5TV30H | HPL    | 30    | 71    | 30     | 71      | 52.1     | P\$ 1023   |
|  | 15-E5TV30V | Veneer | 30    | 71    | 30     | 71      | 52.1     | W\$ 1388   |
|  | 15-E4TV30  | TFL    | 30    | 60    | 30     | 60      | 40.3     | T\$ 732    |
|  | 15-E4TV30H | HPL    | 30    | 60    | 30     | 60      | 40.3     | P\$ 916    |
|  | 15-E4TV30V | Veneer | 30    | 60    | 30     | 60      | 40.3     | W\$ 1236   |
|  | 15-E3TV30  | TFL    | 30    | 47    | 30     | 41      | 40.3     | T\$ 679    |
|  | 15-E3TV30H | HPL    | 30    | 47    | 30     | 41      | 40.3     | P\$ 874    |
|  | 15-E3TV30V | Veneer | 30    | 47    | 30     | 41      | 40.3     | W\$ 1117   |
|  | 15-E2TV30  | TFL    | 30    | 36    | 30     | 36      | 40.3     | T\$ 633    |
|  | 15-E2TV30H | HPL    | 30    | 36    | 30     | 36      | 40.3     | P\$ 837    |
|  | 15-E2TV30V | Veneer | 30    | 36    | 30     | 36      | 40.3     | W\$ 1002   |
|  | 15-E1TV30  | TFL    | 30    | 26    | 30     | 30      | 40.3     | T\$ 589    |
|  | 15-E1TV30H | HPL    | 30    | 26    | 30     | 30      | 40.3     | P\$ 800    |
|  | 15-E1TV30V | Veneer | 30    | 26    | 30     | 30      | 40.3     | W\$ 853    |
|  | 24"W       |        |       |       |        |         |          |            |
|  | 15-E5TV24  | TFL    | 24    | 71    | 30     | 57      | 52.1     | T\$ 746    |
|  | 15-E5TV24H | HPL    | 24    | 71    | 30     | 57      | 52.1     | P\$ 915    |
|  | 15-E5TV24V | Veneer | 24    | 71    | 30     | 57      | 52.1     | W\$ 1250   |
|  | 15-E4TV24  | TFL    | 24    | 60    | 30     | 48      | 40.3     | T\$ 686    |
|  | 15-E4TV24H | HPL    | 24    | 60    | 30     | 48      | 40.3     | P\$ 856    |
|  | 15-E4TV24V | Veneer | 24    | 60    | 30     | 48      | 40.3     | W\$ 1124   |
|  | 15-E3TV24  | TFL    | 24    | 47    | 30     | 33      | 40.3     | T\$ 643    |
|  | 15-E3TV24H | HPL    | 24    | 47    | 30     | 33      | 40.3     | P\$ 815    |
|  | 15-E3TV24V | Veneer | 24    | 47    | 30     | 33      | 40.3     | W\$ 1018   |
|  | 15-E2TV24  | TFL    | 24    | 36    | 30     | 29      | 40.3     | T\$ 602    |
|  | 15-E2TV24H | HPL    | 24    | 36    | 30     | 29      | 40.3     | P\$ 781    |
|  | 15-E2TV24V | Veneer | 24    | 36    | 30     | 29      | 40.3     | W\$ 884    |
|  | 15-E1TV24  | TFL    | 24    | 26    | 30     | 24      | 40.3     | T\$ 568    |
|  | 15-E1TV24H | HPL    | 24    | 26    | 30     | 24      | 40.3     | P\$ 748    |
|  | 15-E1TV24V | Veneer | 24    | 26    | 30     | 24      | 40.3     | W\$ 790    |

Description

- Available With a Veneer (W), HPL (P), or TFL (T) Top; [See Finish/Color Options and Specify](#)
- Not Freestanding; Must Connect to High or Low-Single or Dual-Sided Center Panel
- Must Specify Leg Finish: Aluminum (ALUM), Black (BLK), or Chrome (CHM)
- Some Assembly Required
- Wire Management, Power/Data, and Grommet Options Available, [See Units Available](#); [See Locations In Intro](#)

T = TFL P = HPL W = Veneer

For ordering options, [see overview at the beginning of this section.](#)

# FIFTEEN LOUNGE

## LOUNGE + TABLES BY EDGE DESIGN (15 SERIES)

| Item | Model No. | Width | Depth | Height | Ship Wt | Cubic Ft | List Price |
|------|-----------|-------|-------|--------|---------|----------|------------|
|------|-----------|-------|-------|--------|---------|----------|------------|

## TV BRACKET

01-0603TVBR

12½

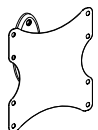
13½

19½

5

1.9

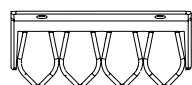
\$ 311

**Description**

- TV Bracket with Swivel/Tilt

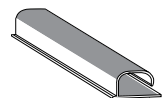
Open Market Only

|            |           |   |   |   |   |     |       |
|------------|-----------|---|---|---|---|-----|-------|
| CABLE GRIP | 01-WMGRCB | - | - | - | 1 | 0.1 | \$ 16 |
|------------|-----------|---|---|---|---|-----|-------|

**Description**

- Under Surface Wire Management
- Black

|              |          |    |    |   |     |     |       |
|--------------|----------|----|----|---|-----|-----|-------|
| WIRE CHANNEL | 01-32125 | 24 | 1½ | 1 | .25 | 0.3 | \$ 99 |
|--------------|----------|----|----|---|-----|-----|-------|

**Description**

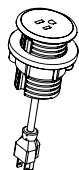
- Available in Black
- Includes (2) Double-Sided Tape Ribbons for Easy Installation
- Open J Channel for Easy Wire Management

|                    |          |     |    |     |    |     |         |
|--------------------|----------|-----|----|-----|----|-----|---------|
| VESTA POWER CENTER | 01-PDCTR | 10¾ | 12 | 28¾ | 14 | 2.5 | \$ 1666 |
|--------------------|----------|-----|----|-----|----|-----|---------|

**Description**

- Top Includes One (1) Power Outlet, Two (2) USB Ports and One (1) USBC Port; Base Includes Three (3) Outlet
- Available in White
- 120" Power Cord
- Built with Weight Distribution for Optimal Stability
- Base is 5" Tall

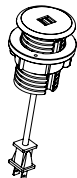
|                          |             |        |   |   |   |   |     |       |
|--------------------------|-------------|--------|---|---|---|---|-----|-------|
| SINGLE POWER SAND DOLLAR | 01-SAND60PS | Silver | 3 | 3 | 4 | 1 | 0.2 | \$ 92 |
|                          | 01-SAND60PW | White  |   |   |   |   |     | \$ 92 |
|                          | 01-SAND60PB | Black  |   |   |   |   |     | \$ 92 |

**Description**

- Unit is 2" Diameter; Mounts in 60mm Round Grommet
- 6' Cord
- Single Power Outlet

For ordering options, [see overview at the beginning of this section.](#)

| Item                   | Model No.   |        | Width | Depth | Height | Ship Wt | Cubic Ft | List Price |
|------------------------|-------------|--------|-------|-------|--------|---------|----------|------------|
| DOUBLE USB SAND DOLLAR | 01-SAND60US | Silver | 3     | 3     | 4      | 1       | 0.2      | \$ 260     |
|                        | 01-SAND60UW | White  |       |       |        |         |          | \$ 260     |
|                        | 01-SAND60UB | Black  |       |       |        |         |          | \$ 260     |

**Description**

- Unit is 2" Diameter; Mounts in 60mm Round Grommet
- 6' Cord
- Double USB

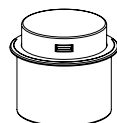
**DOCK 950**  
**WIRELESS CHARGER**


Open Market Only

|             |       |   |   |   |   |     |        |
|-------------|-------|---|---|---|---|-----|--------|
| 01-DOCK950B | Black | - | - | - | 1 | 0.2 | \$ 249 |
| 01-DOCK950W | White |   |   |   |   |     | \$ 249 |

**Description**

- For Use with Wireless Charging Enabled Devices (Qi)
- 5 Watts Maximum Output with a Direct Current of 5V 2A and 10 Watts Maximum with Quick Charge 2.0
- Mounts in 76mm Round Cut-Out
- LED will Confirm Pairing with Device and Begin Wireless Charging

**DOCK 150**  
**WIRELESS AND USB CHARGER**


Open Market Only

|             |       |   |   |   |   |     |        |
|-------------|-------|---|---|---|---|-----|--------|
| 01-DOCK150B | Black | - | - | - | 1 | 0.2 | \$ 380 |
| 01-DOCK150W | White |   |   |   |   |     | \$ 380 |

**Description**

- For Use with Wireless Charging Enabled Devices (Qi) and USB Charging Devices
- 5 Watt Maximum Output with a Direct Current Input of 5V 6A (Wireless Fast Charge)
- Pop-Up Includes Three (3) USB Ports; One (1) 12 Watt Maximum with 2.4A (USB Fast Charge) and Two (2) 5 Watt with 1A (USB Standard Charge)
- Mounts in 76mm Round Cut-Out
- LED will Confirm Pairing with Device and Begin Wireless Charging
- UL & cUL Certified


**DUO BEZEL NEMA PLUG**

|              |        |   |       |   |   |     |        |
|--------------|--------|---|-------|---|---|-----|--------|
| 01-DUOBEZELS | Silver | 9 | 2 1/2 | 3 | 1 | 0.2 | \$ 633 |
| 01-DUOBEZELW | White  |   |       |   |   |     | \$ 633 |
| 01-DUOBEZELB | Black  |   |       |   |   |     | \$ 633 |

**Description**

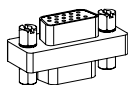
- Worksurface Must Be Routed To Accept Unit, Which Sits Down Into Worksurface Supported By Attractive Slim Fit Bezel
- Two (2) Power / Two (2) USB Power
- Independent USB Circuit Controllers Deliver up to 2.1 Amps to Each Post
- All Mounting Hardware Included
- FCC Part 15A and UL Approved for Horizontal and Vertical Applications
- 10' Cord

For ordering options, [see overview at the beginning of this section.](#)

| Item  | Model No.     |        | Width | Depth | Height | Ship Wt | Cubic Ft | List Price |
|---|---------------|--------|-------|-------|--------|---------|----------|------------|
|  | 01-TRIOBEZELS | Silver | 6½    | 2⅝    | 3⅞     | 1       | 0.2      | \$ 680     |
|   | 01-TRIOBEZELW | White  |       |       |        |         |          | \$ 680     |
|   | 01-TRIOBEZELB | Black  |       |       |        |         |          | \$ 680     |

**Description**

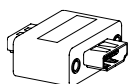
- Worksurface Must Be Routed To Accept Unit, Which Sits Down Into Worksurface Supported By Attractive Slim Fit Bezel
- Three (3) Power/Two (2) USB Power/One (1) Open Data
- Independent USB Circuit Controllers Deliver up to 2.1 Amps to Each Post
- HDMI, VGA, or RJ45 Accessories Sold Separately
- All Mounting Hardware Included
- FCC Part 15A and UL Approved for Horizontal and Vertical Applications
- 10' Cord

**TRIO VGA  
DATA PORT ACCESSORY**


|            |   |   |   |   |   |        |
|------------|---|---|---|---|---|--------|
| 01-LCOMVGA | - | - | - | - | - | \$ 114 |
|------------|---|---|---|---|---|--------|

**Description**

- VGA Ports for Trio Units

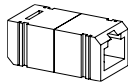
**TRIO HDMI  
DATA PORT ACCESSORY**


|             |   |   |   |   |   |        |
|-------------|---|---|---|---|---|--------|
| 01-LCOMHDMI | - | - | - | - | - | \$ 155 |
|-------------|---|---|---|---|---|--------|

**Description**

- HDMI Ports for Trio Units

Open Market Only

**TRIO RJ45  
DATA PORT ACCESSORY**


|             |   |   |   |   |   |       |
|-------------|---|---|---|---|---|-------|
| 01-LCOMRJ45 | - | - | - | - | - | \$ 74 |
|-------------|---|---|---|---|---|-------|

**Description**

- RJ45 Ports for Trio Units

For ordering options, [see overview at the beginning of this section.](#)

# FIFTEEN PODS

## PODS + TABLES BY EDGE DESIGN (15 SERIES)

Fifteen Pods, another line inspired by Edge Design, provides users with a personal getaway space, private meeting, or collaboration location, and can be placed anywhere in a facility. Designed around the science of acoustics, Fifteen Pods helps to keep conversations contained within and external noises out.

### CONSTRUCTION

- Pods are manufactured using Baltic Birch plywood for internal wood components and frame; individually hand assembled with joints mortised and tenoned, screwed, and glued for maximum strength and durability
- High Grade Polyurethane Foam, 2¼" thick in the seat and 1" thick in the back
- View Tables feature square edge profile and are available in Veneer, HPL, and TFL
- Veneer table tops are 1¾" thick with a 3mm veneer edge banding and are made of select-grade sliced Walnut, Cherry, Maple, or composite veneers for maximum grain and color consistency
- HPL tops are 1¾" thick with a 3mm PVC edge bands
- TFL tops are 1" thick with a 3mm PVC edge bands
- Each unit includes non-marring, nylon adjustable glides
- Upholstered units ship fully assembled, while tables require some assembly

### HOW TO ORDER EXAMPLES

#### PODS

| Model No. | QTY | Description             | Example               |
|-----------|-----|-------------------------|-----------------------|
| 15-P11    | 1   | Primary Upholstery      | Mayer Fedora Fawn     |
|           |     | Accent Upholstery       | Mayer Fedora Espresso |
|           |     | Surround Upholstery     | Mayer Fedora Espresso |
|           |     | Center Panel Designator | NONE                  |
|           |     | Power/Color/Location    | ECSL                  |

#### BOOTHS

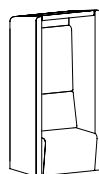
| Model No.   | QTY | Description               | Example                     |
|-------------|-----|---------------------------|-----------------------------|
| 15-P33      | 1   | Primary Upholstery        | Architex Hush Ivory         |
|             |     | Accent Upholstery         | Architex Catwalk Ritts      |
|             |     | Surround Upholstery       | Architex Platform Pistachio |
|             |     | Center Panel Designator   | LEFT                        |
|             |     | Power/Color/Location      | NONE                        |
| 15-P33      | 1   | Primary Upholstery        | Architex Hush Ivory         |
|             |     | Accent Upholstery         | Architex Catwalk Ritts      |
|             |     | Surround Upholstery       | Architex Hush Baltic        |
|             |     | Center Panel Designator   | RIGHT                       |
|             |     | Power/Color/Location      | NONE                        |
| 15-PCPH49   | 1   | Primary Upholstery        | Architex Hush Baltic        |
|             |     | Table Bracket Designator  | TBLBKT                      |
|             |     | TV Bracket Designator     | HI-TVBKT                    |
| 15-E5TV30   | 1   | Finish/Color              | WTA                         |
|             |     | Leg Color                 | ALUM                        |
|             |     | Grommet/Power Location    | D950-E                      |
| 01-DOCK950W | 1   | Dock 950 Wireless Charger | Dock950, White              |
| 01-0603TVBR | 1   | TV Bracket                |                             |

### UPHOLSTERY RECOMMENDATIONS

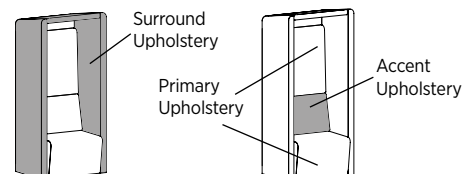
Available in single or contrasting upholsteries in a wide variety of graded-in or contract options, including fabric, vinyl, and leather.

When using contrasting upholstery, note that the Accent Upholstery will be shown on the front and back side of the unit.

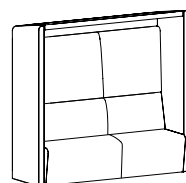
#### Single Upholstery



#### Contrasting Upholstery



Some upholsteries are considered directional, such as stripes, patterns and plaids. Each upholstery is reviewed by production for the best application. Some upholsteries may require the pattern to be cut up the roll, which create additional seams in the seats and backs of select units. [See the COL/COM Form for additional details.](#)



Additional seams for the 15-33 when upholstery is cut up the roll.

### CREATING A BOOTH

At the time of specifying a Pod, we ask that you also designate whether or not you'll be creating a booth.

To insure all necessary hardware is factory installed when creating a booth:

- Order the correct number of Pods to support the Center Panel specified. Single-sided Center Panels require two Pods of any combination model/width
- Each Pod specified must indicate which end will connect to the Center Panel. Left end and right end are determined as you are standing looking at the Pod. For example a single-sided Center Panel requires one Pod specified as a left connection and one Pod specified as right connection.
- Tables and TV Brackets must be ordered separately, however, the Center Panel must be ordered with the corresponding options for connection.
- Tables are not freestanding and must be supported by a Center Panel.
- Keep users connected by specifying and ordering power/data units for the Pods and Table!

### CENTER PANEL DESIGNATORS

Pods will be modified to accept Center Panels as specified. We ask that all Pods designate if a Center Panel will be used and which side of the Pod will need to be attached. Left or Right location is based on facing the Pod.

Note: Center Panel must be ordered separately.

|       |                       |
|-------|-----------------------|
| STD   | No Center Panel       |
| LEFT  | Center Panel on Left  |
| RIGHT | Center Panel on Right |

### CENTER PANEL TABLE OPTIONS

When ordering a Center Panel, we ask that you also designate whether or not you plan to use a View Table with it. This will ensure that the table attachment bracket and a grommet are factory installed for your convenience.

Note: Table must be ordered separately.

|           |                  |
|-----------|------------------|
| NO TBLBKT | No Table Bracket |
| TBLBKT    | Table Bracket    |



### POD POWER/DATA OPTIONS

*Note: Specified by Facing the Pod*

Power ports are installed on the front of the unit 11¼" up from glide and 6½" in from the outside of the arm.

#### Each Power Port comes with 1 Outlet and 2 USB

|       |   |    |      |
|-------|---|----|------|
| ECSL  | ECA Cove, Left Port, Silver (1 Unit)            | \$ | 915  |
| ECSR  | ECA Cove, Right Port, Silver (1 Unit)           | \$ | 915  |
| ECSLR | ECA Cove, Left and Right Port, Silver (2 Units) | \$ | 1830 |
| ECBL  | ECA Cove, Left Port, Black (1 Unit)             | \$ | 915  |
| ECBR  | ECA Cove, Right Port, Black (1 Unit)            | \$ | 915  |
| ECBLR | ECA Cove, Left and Right Port, Black (2 Units)  | \$ | 1830 |



ECA Cove

Power installed on front left and/or front right

### CENTER PANEL TV ATTACHMENT OPTIONS

When ordering a Center Panel, we ask that you also designate whether or not you plan to use a TV with it. This will ensure that the attachment hardware and a grommet are factory installed for your convenience. The Bracket and Grommet are always centered.

High Center Panels feature optional High TV bracket which allows for use a larger TV.

Note: Recommend using TVs up to 40". Actual TV Bracket must be ordered separately.

|          |                                   |
|----------|-----------------------------------|
| NO TVBKT | No TV Bracket                     |
| TVBKT    | TV Bracket (Placed at 42"H)       |
| HI-TVBKT | High TV Bracket (Placed at 60½"H) |

### VIEW BOOTH TABLE LEG EDGE PROFILE

Y Square



### VENEER (W) TABLE TOP OPTIONS

Tops feature UVAdvantage, an ultra-violet finish, on all exposed surfaces by utilizing roll-coat UV technology.

|     |                    |     |                     |
|-----|--------------------|-----|---------------------|
| AW  | Artisan Walnut     | MW  | Mahogany Walnut     |
| AS  | Asian Night        | MO  | Medium Oak*         |
| CO  | Columbian Walnut   | ORW | Oak Riftwood*       |
| DC  | Dark Cherry        | SCH | Select Cherry       |
| DFW | Dark Forest Walnut | SKC | Shaker Cherry       |
| EW  | Espresso           | SBP | Smoky Brown Pear    |
| FO  | Fawn Oak*          | SM  | Sugar Maple         |
| GC  | Golden Cherry      | SW  | Sunglow Walnut      |
| HVM | Harvest Maple      | TT  | Tavern Teak         |
| HW  | Harvest Walnut     | WTA | Weathered Ash*      |
| LW  | Legacy Walnut      | WC  | Williamsburg Cherry |

\* Finish is Low Sheen

### TFL (T) AND HPL (P) LAMINATE TABLE TOP OPTIONS

#### WOODGRAIN

|     |                  |     |                     |
|-----|------------------|-----|---------------------|
| AS  | Asian Night      | PNW | Pinnacle Walnut     |
| BW  | Beigewood        | SCH | Select Cherry       |
| CO  | Columbian Walnut | SKC | Shaker Cherry       |
| EF  | Espresso         | SBP | Smoky Brown Pear    |
| GC  | Golden Cherry    | TK  | Studio Teak         |
| HVM | Harvest Maple    | SM  | Sugar Maple         |
| MW  | Mahogany Walnut  | WTA | Weathered Ash       |
| ORW | Oak Riftwood     | WC  | Williamsburg Cherry |

#### SOLID

|     |                |     |            |
|-----|----------------|-----|------------|
| BL  | Black          | PPD | Pepperdust |
| WH  | Designer White | SG  | Slate Grey |
| FHG | Fashion Grey   | WHS | White Sand |

### VIEW BOOTH TABLE LEG FINISH OPTIONS

|      |              |
|------|--------------|
| ALUM | Aluminum Leg |
| BLK  | Black Leg    |
| CHM  | Chrome Leg   |



# FIFTEEN PODS

## PODS + TABLES BY EDGE DESIGN (15 SERIES)

### VIEW BOOTH TABLE POWER/DATA OPTIONS

Grommets are available in View Tables for an upcharge or they may be ordered without grommets (specify NO GROMMET on order).

Power/Data units and Wireless Chargers must be ordered separately and specified with a surface mount location. Multiple locations may be selected (End & Center). Only one unit per location.

### GROMMET LOCATIONS (Specify Black = BLK or Silver = SLV)

|     |                                    |    |     |
|-----|------------------------------------|----|-----|
| GE  | Grommet, End - BLK or SLV          | \$ | 72  |
| GC  | Grommet, Center - BLK or SLV       | \$ | 72  |
| GEC | Grommet, End & Center - BLK or SLV | \$ | 145 |

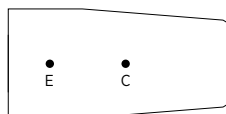
### DUO/TRIO BEZEL LOCATIONS

|        |                     |
|--------|---------------------|
| PDC-E  | Bezel, End          |
| PDC-C  | Bezel, Center       |
| PDC-EC | Bezel, End & Center |

### WIRELESS CHARGER LOCATIONS

|         |                        |
|---------|------------------------|
| D950-E  | Dock 950, End          |
| D950-C  | Dock 950, Center       |
| D950-EC | Dock 950, End & Center |
| D150-E  | Dock 150, End          |
| D150-C  | Dock 150, Center       |
| D150-EC | Dock 150, End & Center |

Grommets, Power Units, Dock 950 Wireless Charger, and Dock 150 Wireless & USB Charger may be ordered in non-standard locations. Call Customer Service to assist with specification and/or please attach a drawing to the PO showing the location of the grommet. Note additional charges and lead times may apply.



Power locations for the View Table are End, Center, or End & Center

**E = End C = Center EC = End & Center**

E = 12" from monitor end  
C = Centered

### EXAMPLES OF POWER/DATA UNITS (See Additional Units in the Accessories)


|               |  |    |     |
|---------------|--|----|-----|
| 01-DUOBEZELW  | Duo Bezel, White, Specify Location                       | \$ | 633 |
| 01-DUOBEZELB  | Duo Bezel, Black, Specify Location                       | \$ | 633 |
| 01-DUOBEZELS  | Duo Bezel, Silver, Specify Location                      | \$ | 633 |
| 01-TRIOBEZELW | Trio Bezel, White, Specify Location                      | \$ | 680 |
| 01-TRIOBEZELB | Trio Bezel, Black, Specify Location                      | \$ | 680 |
| 01-TRIOBEZELS | Trio Bezel, Silver, Specify Location                     | \$ | 680 |
| 01-DOCK950W   | Dock 950 Wireless Charger, White, Specify Location       | \$ | 249 |
| 01-DOCK950B   | Dock 950 Wireless Charger, Black, Specify Location       | \$ | 249 |
| 01-DOCK150W   | Dock 150 Wireless & USB Charger, White, Specify Location | \$ | 380 |
| 01-DOCK150B   | Dock 150 Wireless & USB Charger, Black, Specify Location | \$ | 380 |



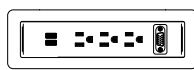
DOCK950



DOCK150



Duo Bezel



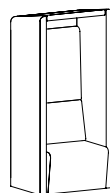
Trio Bezel

For Additional Power/Data and Wire Management Units [See Accessories](#)

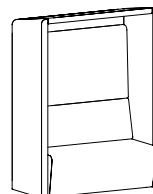
### CERTIFICATIONS & COMPLIANCE

- CAL 117-2013 Compliance
- Intertek Sustainability Certified
- BIFMA level® Certified
- BIFMA Compliant® Certified
- TSCA Title VI (CARB) Compliance
- US Green Building's LEED® Contribution

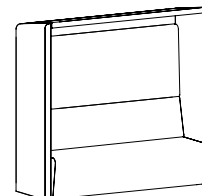
### STATEMENT OF LINE



One Seat Pod  
15-P11  
([See Options](#))



Two Seat Pod  
15-P22  
([See Options](#))



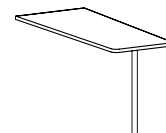
Three Seat Pod  
15-33  
([See Options](#))



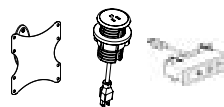
Low Center Panel  
15-PCP49 and  
15-PCP43  
([See Options](#))




High Center Panel  
15-PCPH49 and  
15-PCPH43  
([See Options](#))



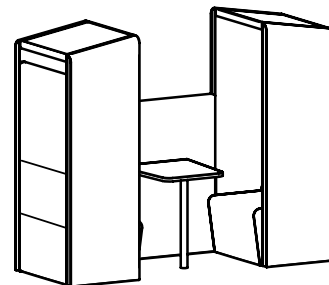
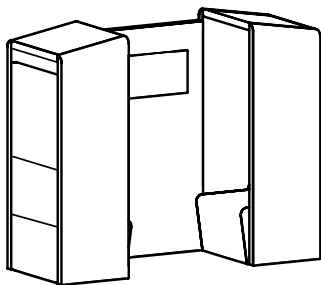

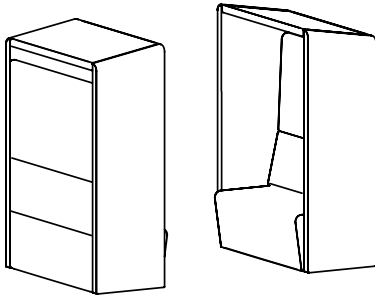
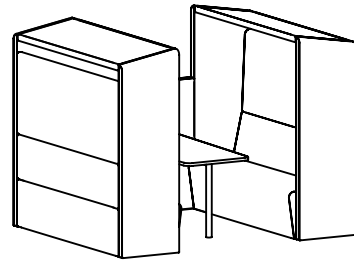

View Table  
30"D & 24"D Available in  
TFL, HPL and Veneer  
([See Options](#))



Accessories Include:  
TV Brackets, Power, and  
Wireless Chargers  
([See Power + Accessories](#))



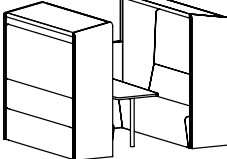
Enhance your space with  
Cush Pillows. ([See details](#))

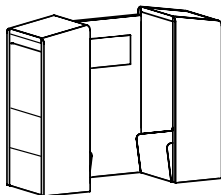


For ordering options, see overview at the beginning of this section.

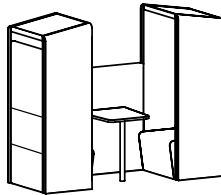
# FIFTEEN PODS

## LOUNGE & TABLES (15 SERIES) BY EDGE DESIGN

| Item   | Model No.    | Width | Depth  | Height | Ship Wt | Cubic Ft | List Price |
|--|--------------|-------|--|--------|---------|----------|------------|
|   | 15-P1        | 101¾  | 78¾  | 75     | 496     | 252.7    | \$ 18183   |
|  | CONSISTS OF: |       | QTY  |        |         |          |            |
|  | 15-P33       | 2     | Three Seat Pod   |        |         |          | \$ 15900   |
|  | 15-PCP49     | 1     | Low Center Panel, Single Sided<br>Table Bracket (TBLBKT) - View Booth Table Being Used |        |         |          | \$ 1482    |
|  | 15-E5TV30    | 1     | 30"W TFL View Booth Table  |        |         |          | \$ 801     |
| View Booth Table is available in 24"W or 30"W and surface material options include TFL, HPL or Veneer<br>Grade 1 pricing |              |       |  |        |         |          |            |



|                     |     |  |  |    |       |
|---------------------|-----|--|--|----|-------|
| 15-P2               | 95¾ | 75   |  | \$ | 14780 |
| <hr/>               |     |  |  |    |       |
| <b>CONSISTS OF:</b> |     | <b>QTY</b>   |  |    |       |
| 15-P11              | 2   | One Seat Pod   |  | \$ | 11148 |
| 15-PCPH43           | 1   | High Center Panel Single Sided<br>TV Bracket (HI-TVBKT) - TV Bracket at Higher Height (60½" H) |  | \$ | 1816  |
| <hr/>               |     |  |  |    |       |
| TV not included     |     |  |  |    |       |
| Grade 1 pricing     |     |  |  |    |       |

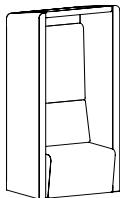


|  |   |  |    |  |  |          |
|--|---|--|----|--|--|----------|
| 15-P3  |   |  | 75 |  |  | \$ 13122 |
| <b>CONSISTS OF:</b>  |   | <b>QTY</b>   |    |  |  |          |
| 15-P11   | 2 | One Seat Pod   |    |  |  | \$ 11148 |
| 15-PCP43   | 1 | Low Center Panel, Single Sided<br>Table Bracket (TBLBKT) - View Booth Table Being Used |    |  |  | \$ 1406  |
| 15-E1TV24  | 1 | 24"W TFL View Booth Table  |    |  |  | \$ 568   |
| View Booth Table is available in 24"W or 30"W and surface material options include TFL, HPL or Veneer<br>Grade 1 pricing |   |  |    |  |  |          |

# FIFTEEN PODS

## PODS + TABLES BY EDGE DESIGN (15 SERIES)

| Item         | Model No. | Chair Width      | Chair Depth      | Chair Height | Ship Wt | Cubic Ft |
|--------------|-----------|------------------|------------------|--------------|---------|----------|
| ONE SEAT POD | 15-P11    | 33 $\frac{3}{8}$ | 26 $\frac{3}{8}$ | 75           | 97      | 47.4     |

**Description**


- Available with Three Contrasting Upholsteries
- May Be Used in Booth Applications; Must Specify Center Panel Designator: None, Left, or Right (Left or Right Location is Based on Facing the Pod); Order Center Panel Separately
- Optional Power Ports, [See Options](#)

| List Price/Grade       | Yards | COM/1   | 2    | 3    | 4    | 5    | 6    | 7    | 8     | 9     | 10    | L1   | L2    |
|------------------------|-------|---------|------|------|------|------|------|------|-------|-------|-------|------|-------|
| Single Upholstery      | 12.50 | \$ 5574 | 6187 | 6699 | 7199 | 7962 | 8737 | 9849 | 10987 | 12337 | 13874 | 9449 | 11099 |
| Contrasting Upholstery |       |         |      |      |      |      |      |      |       |       |       |      |       |
| Primary                | 3.50  | \$ 5618 | 5790 | 5933 | 6073 | 6287 | 6504 | 6815 | 7134  | 7512  | 7942  | 6703 | 7165  |
| Accent                 | 1.50  | \$ 0    | 74   | 135  | 195  | 287  | 380  | 513  | 650   | 812   | 996   | 465  | 663   |
| Surround               | 8.50  | \$ 0    | 417  | 765  | 1105 | 1624 | 2151 | 2907 | 3681  | 4599  | 5644  | 2635 | 3757  |

Must Specify (in this order):

Model #  
 Primary Upholstery  
 Accent Upholstery  
 Surround Upholstery  
 Center Panel Designator  
 Optional Power

|              |        |                  |                  |    |     |      |
|--------------|--------|------------------|------------------|----|-----|------|
| TWO SEAT POD | 15-P22 | 54 $\frac{3}{4}$ | 26 $\frac{3}{8}$ | 75 | 141 | 66.8 |
|--------------|--------|------------------|------------------|----|-----|------|

**Description**


- Available with Three Contrasting Upholsteries
- May Be Used in Booth Applications; Must Specify Center Panel Designator: None, Left, or Right (Left or Right Location is Based on Facing the Pod); Order Center Panel Separately
- Optional Power Ports, [See Options](#)

| List Price/Grade       | Yards | COM/1   | 2    | 3    | 4    | 5     | 6     | 7     | 8     | 9     | 10    | L1    | L2    |
|------------------------|-------|---------|------|------|------|-------|-------|-------|-------|-------|-------|-------|-------|
| Single Upholstery      | 16.75 | \$ 6869 | 7690 | 8377 | 9047 | 10068 | 11107 | 12598 | 14122 | 15931 | 17991 | 12062 | 14273 |
| Contrasting Upholstery |       |         |      |      |      |       |       |       |       |       |       |       |       |
| Primary                | 5.50  | \$ 6902 | 7172 | 7397 | 7617 | 7953  | 8294  | 8783  | 9284  | 9878  | 10554 | 8607  | 9333  |
| Accent                 | 2.00  | \$ 0    | 98   | 180  | 260  | 382   | 506   | 684   | 866   | 1082  | 1328  | 620   | 884   |
| Surround               | 10.00 | \$ 0    | 490  | 900  | 1300 | 1910  | 2530  | 3420  | 4330  | 5410  | 6640  | 3100  | 4420  |

Must Specify (in this order):

Model #  
 Primary Upholstery  
 Accent Upholstery  
 Surround Upholstery  
 Center Panel Designator  
 Optional Power

|                |        |                  |                  |    |     |      |
|----------------|--------|------------------|------------------|----|-----|------|
| THREE SEAT POD | 15-P33 | 78 $\frac{3}{8}$ | 26 $\frac{3}{8}$ | 75 | 190 | 96.1 |
|----------------|--------|------------------|------------------|----|-----|------|

**Description**

- Available with Three Contrasting Upholsteries
- May Be Used in Booth Applications; Must Specify Center Panel Designator: None, Left, or Right (Left or Right Location is Based on Facing the Pod); Order Center Panel Separately
- Optional Power Ports, [See Options](#)

| List Price/Grade       | Yards | COM/1   | 2    | 3    | 4     | 5     | 6     | 7     | 8     | 9     | 10    | L1    | L2    |
|------------------------|-------|---------|------|------|-------|-------|-------|-------|-------|-------|-------|-------|-------|
| Single Upholstery      | 21.25 | \$ 7950 | 8991 | 9863 | 10713 | 12009 | 13326 | 15218 | 17151 | 19446 | 22060 | 14538 | 17343 |
| Contrasting Upholstery |       |         |      |      |       |       |       |       |       |       |       |       |       |
| Primary                | 8.75  | \$ 8016 | 8445 | 8804 | 9154  | 9687  | 10230 | 11009 | 11805 | 12750 | 13826 | 10729 | 11884 |
| Accent                 | 2.75  | \$ 0    | 135  | 248  | 358   | 525   | 696   | 941   | 1191  | 1488  | 1826  | 853   | 1216  |
| Surround               | 11.25 | \$ 0    | 551  | 1013 | 1463  | 2149  | 2846  | 3848  | 4871  | 6086  | 7470  | 3488  | 4973  |

Must Specify (in this order):


Model #  
 Primary Upholstery  
 Accent Upholstery  
 Surround Upholstery  
 Center Panel Designator  
 Optional Power

For ordering options, [see overview at the beginning of this section.](#)

# FIFTEEN PODS

## PODS + TABLES BY EDGE DESIGN (15 SERIES)

| Item                             | Model No. | Width | Depth | Height | Ship Wt | Cubic Ft |
|----------------------------------|-----------|-------|-------|--------|---------|----------|
| LOW CENTER PANEL<br>SINGLE SIDED | 15-PCP49  | 49    | 3     | 49½    | 45      | 8.4      |
|                                  | 15-PCP43  | 43    | 3     | 49½    | 41      | 8.4      |



Must Specify (in this order):

Model #  
Primary Upholstery  
Table Bracket Designator  
TV Bracket Designator

### Description

- Use to Create Booths in Single-Sided Applications
- Not Freestanding; Must Connect To Two Pod Units
- Must Specify Table Bracket Designator: NO TBLBKT or TBLBKT; Must Order View Table Separately
- Must Specify TV Bracket Designator: NO TVBKT or TVBKT; Must Order TV Bracket Separately
- TV Bracket Allows For Use of TVs up to 40" on Panel
- If a Table and/or TV Bracket is Designated, a Grommet or Grommets Will Automatically Be Added to the Panel for Wire Management

| List Price/Grade    | Yards | COM/1   | 2    | 3    | 4    | 5    | 6    | 7    | 8    | 9    | 10   | L1   | L2   |
|---------------------|-------|---------|------|------|------|------|------|------|------|------|------|------|------|
| 15-PCP49 Upholstery | 4.50  | \$ 1482 | 1703 | 1887 | 2067 | 2342 | 2621 | 3021 | 3431 | 3917 | 4470 | 2877 | 3471 |
| 15-PCP43 Upholstery | 4.00  | \$ 1406 | 1602 | 1766 | 1926 | 2170 | 2418 | 2774 | 3138 | 3570 | 4062 | 2646 | 3174 |


### Must Specify: Table Bracket

|           |                                |
|-----------|--------------------------------|
| NO TBLBKT | No View Booth Table Being Used |
| TBLBKT    | View Booth Table Being Used    |

### Must Specify: TV Bracket

|          |                                      |
|----------|--------------------------------------|
| NO TVBKT | No TV Being Used                     |
| TVBKT    | TV Bracket at Standard Height (42"H) |

|                                   |           |    |   |     |    |     |
|-----------------------------------|-----------|----|---|-----|----|-----|
| HIGH CENTER PANEL<br>SINGLE SIDED | 15-PCPH49 | 49 | 3 | 69¾ | 69 | 9.0 |
|                                   | 15-PCPH43 | 43 | 3 | 69¾ | 65 | 9.0 |



Must Specify (in this order):

Model #  
Primary Upholstery  
Table Bracket Designator  
TV Bracket Designator

### Description

- Use to Create Booths in Single-Sided Applications
- Not Freestanding; Must Connect To Two Pod Units
- Must Specify Table Bracket Designator: NO TBLBKT or TBLBKT; Must Order View Table Separately
- Must Specify TV Bracket Designator: NO TVBKT, TVBKT, or HI-TV BKT; Must Order TV Bracket Separately
- TV Bracket Allows For Use of TVs up to 40" on Panel
- If a Table and/or TV Bracket is Designated, a Grommet or Grommets Will Automatically Be Added to the Panel for Wire Management

| List Price/Grade     | Yards | COM/1   | 2    | 3    | 4    | 5    | 6    | 7    | 8    | 9    | 10   | L1   | L2   |
|----------------------|-------|---------|------|------|------|------|------|------|------|------|------|------|------|
| 15-PCPH49 Upholstery | 6.00  | \$ 1932 | 2226 | 2472 | 2712 | 3078 | 3450 | 3984 | 4530 | 5178 | 5916 | 3792 | 4584 |
| 15-PCPH43 Upholstery | 5.25  | \$ 1816 | 2073 | 2289 | 2499 | 2819 | 3144 | 3612 | 4089 | 4656 | 5302 | 3444 | 4137 |

### Must Specify: Table Bracket

|           |                                |
|-----------|--------------------------------|
| NO TBLBKT | No View Booth Table Being Used |
| TBLBKT    | View Booth Table Being Used    |

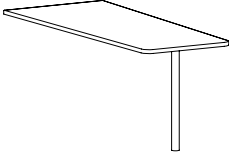
### Must Specify: TV Bracket

|           |                                      |
|-----------|--------------------------------------|
| NO TVBKT  | No TV Being Used                     |
| TVBKT     | TV Bracket at Standard Height (42"H) |
| HI-TV BKT | TV Bracket at Higher Height (60½"H)  |

For ordering options, see overview at the beginning of this section.

# FIFTEEN PODS

## PODS + TABLES BY EDGE DESIGN (15 SERIES)

| Item  | Model No.   |        | Width | Depth | Height | Ship Wt | Cubic Ft | List Price |
|---|-------------|--------|-------|-------|--------|---------|----------|------------|
| <b>VIEW BOOTH TABLES</b><br><br> | <b>30"W</b> |        |       |       |        |         |          |            |
|   | 15-E5TV30   | TFL    | 30    | 71    | 30     | 71      | 52.1     | T\$ 801    |
|   | 15-E5TV30H  | HPL    | 30    | 71    | 30     | 71      | 52.1     | P\$ 1023   |
|   | 15-E5TV30V  | Veneer | 30    | 71    | 30     | 71      | 52.1     | W\$ 1388   |
|   | 15-E4TV30   | TFL    | 30    | 60    | 30     | 60      | 40.3     | T\$ 732    |
|   | 15-E4TV30H  | HPL    | 30    | 60    | 30     | 60      | 40.3     | P\$ 916    |
|   | 15-E4TV30V  | Veneer | 30    | 60    | 30     | 60      | 40.3     | W\$ 1236   |
|   | 15-E3TV30   | TFL    | 30    | 47    | 30     | 41      | 40.3     | T\$ 679    |
|   | 15-E3TV30H  | HPL    | 30    | 47    | 30     | 41      | 40.3     | P\$ 874    |
|   | 15-E3TV30V  | Veneer | 30    | 47    | 30     | 41      | 40.3     | W\$ 1117   |
|   | 15-E2TV30   | TFL    | 30    | 36    | 30     | 36      | 40.3     | T\$ 633    |
|   | 15-E2TV30H  | HPL    | 30    | 36    | 30     | 36      | 40.3     | P\$ 837    |
|   | 15-E2TV30V  | Veneer | 30    | 36    | 30     | 36      | 40.3     | W\$ 1002   |
|   | 15-E1TV30   | TFL    | 30    | 26    | 30     | 30      | 40.3     | T\$ 589    |
|   | 15-E1TV30H  | HPL    | 30    | 26    | 30     | 30      | 40.3     | P\$ 800    |
|   | 15-E1TV30V  | Veneer | 30    | 26    | 30     | 30      | 40.3     | W\$ 853    |
|   | <b>24"W</b> |        |       |       |        |         |          |            |
|   | 15-E5TV24   | TFL    | 24    | 71    | 30     | 57      | 52.1     | T\$ 746    |
|   | 15-E5TV24H  | HPL    | 24    | 71    | 30     | 57      | 52.1     | P\$ 915    |
|   | 15-E5TV24V  | Veneer | 24    | 71    | 30     | 57      | 52.1     | W\$ 1250   |
|   | 15-E4TV24   | TFL    | 24    | 60    | 30     | 48      | 40.3     | T\$ 686    |
|   | 15-E4TV24H  | HPL    | 24    | 60    | 30     | 48      | 40.3     | P\$ 856    |
|   | 15-E4TV24V  | Veneer | 24    | 60    | 30     | 48      | 40.3     | W\$ 1124   |
|   | 15-E3TV24   | TFL    | 24    | 47    | 30     | 33      | 40.3     | T\$ 643    |
|   | 15-E3TV24H  | HPL    | 24    | 47    | 30     | 33      | 40.3     | P\$ 815    |
|   | 15-E3TV24V  | Veneer | 24    | 47    | 30     | 33      | 40.3     | W\$ 1018   |
|   | 15-E2TV24   | TFL    | 24    | 36    | 30     | 29      | 40.3     | T\$ 602    |
|   | 15-E2TV24H  | HPL    | 24    | 36    | 30     | 29      | 40.3     | P\$ 781    |
|   | 15-E2TV24V  | Veneer | 24    | 36    | 30     | 29      | 40.3     | W\$ 884    |
|   | 15-E1TV24   | TFL    | 24    | 26    | 30     | 24      | 40.3     | T\$ 568    |
|   | 15-E1TV24H  | HPL    | 24    | 26    | 30     | 24      | 40.3     | P\$ 748    |
|   | 15-E1TV24V  | Veneer | 24    | 26    | 30     | 24      | 40.3     | W\$ 790    |

Must Specify (in this order):

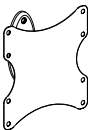
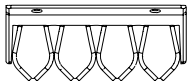
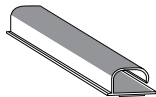

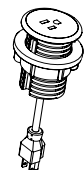
Model #  
Finish/Color  
Leg Color  
Grommet/Power/Data

### Description

- Available With a Veneer (W), HPL (P), or TFL (T) Top; Must Specify Finish/Color; [See Color Options](#)
- Not Freestanding; Must Connect to High or Low Center Panel
- Must Specify Leg Finish: Aluminum (ALUM), Black (BLK), or Chrome (CHM)
- Some Assembly Required
- Wire Management, Power/Data, and Grommet Options Available, Starting on Next Page; [See Locations](#)

T = TFL P = HPL W = Veneer

For ordering options, [see overview at the beginning of this section.](#)

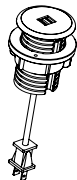
| Item  | Model No.  |        | Width | Depth | Height | Ship Wt | Cubic Ft | List Price |
|---|--|--------|-------|-------|--------|---------|----------|------------|
| TV BRACKET  | 01-0603TVBR  |        | 12½   | 13½   | 19½    | 5       | 1.9      | \$ 311     |
|    |  |        |       |       |        |         |          |            |
|   | <div>Description<ul style="list-style-type: none"><li>TV Bracket with Swivel/Tilt</li></ul></div>  |        |       |       |        |         |          |            |
| Open Market Only  |  |        |       |       |        |         |          |            |
| CABLE GRIP  | 01-WMGRCB  |        | -     | -     | -      | 1       | 0.1      | \$ 16      |
|    |  |        |       |       |        |         |          |            |
|   | <div>Description<ul style="list-style-type: none"><li>Under Surface Wire Management</li><li>Black</li></ul></div>  |        |       |       |        |         |          |            |
| WIRE CHANNEL  | 01-32125   |        | 24    | 1⅞    | 1      | .25     | 0.3      | \$ 99      |
|    |  |        |       |       |        |         |          |            |
|   | <div>Description<ul style="list-style-type: none"><li>Available in Black</li><li>Includes (2) Double-Sided Tape Ribbons for Easy Installation</li><li>Open J Channel for Easy Wire Management</li></ul></div>  |        |       |       |        |         |          |            |
| VESTA POWER CENTER  | 01-PDCTR   |        | 10¾   | 12    | 28¾    | 14      | 2.5      | \$ 1666    |
|  |  |        |       |       |        |         |          |            |
|   | <div>Description<ul style="list-style-type: none"><li>Top Includes One (1) Power Outlet, Two (2) USB Ports and One (1) USBC Port; Base Includes Three (3) Outlet</li><li>Available in White</li><li>120" Power Cord</li><li>Built with Weight Distribution for Optimal Stability</li><li>Base is 5" Tall</li></ul></div> |        |       |       |        |         |          |            |
| SINGLE POWER SAND DOLLAR  | 01-SAND60PS  | Silver | 3     | 3     | 4      | 1       | 0.2      | \$ 92      |
|   | 01-SAND60PW  | White  |       |       |        |         |          | \$ 92      |
|   | 01-SAND60PB  | Black  |       |       |        |         |          | \$ 92      |
|   |  |        |       |       |        |         |          |            |
|  |  |        |       |       |        |         |          |            |
|   | <div>Description<ul style="list-style-type: none"><li>Unit is 2" Diameter; Mounts in 60mm Round Grommet</li><li>6' Cord</li><li>Single Power Outlet</li></ul></div>  |        |       |       |        |         |          |            |

For ordering options, [see overview at the beginning of this section.](#)

# FIFTEEN PODS

## PODS + TABLES BY EDGE DESIGN (15 SERIES)

| Item                   | Model No.   |        | Width | Depth | Height | Ship Wt | Cubic Ft | List Price |
|------------------------|-------------|--------|-------|-------|--------|---------|----------|------------|
| DOUBLE USB SAND DOLLAR | 01-SAND60US | Silver | 3     | 3     | 4      | 1       | 0.2      | \$ 260     |
|                        | 01-SAND60UW | White  |       |       |        |         |          | \$ 260     |
|                        | 01-SAND60UB | Black  |       |       |        |         |          | \$ 260     |



### Description

- Unit is 2" Diameter; Mounts in 60mm Round Grommet
- 6' Cord
- Double USB

|                              |             |       |   |   |   |   |     |        |
|------------------------------|-------------|-------|---|---|---|---|-----|--------|
| DOCK 950<br>WIRELESS CHARGER | 01-DOCK950B | Black | - | - | - | 1 | 0.2 | \$ 249 |
|                              | 01-DOCK950W | White |   |   |   |   |     | \$ 249 |

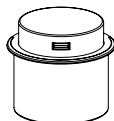


Open Market Only

### Description

- For Use with Wireless Charging Enabled Devices (Qi)
- 5 Watts Maximum Output with a Direct Current of 5V 2A and 10 Watts Maximum with Quick Charge 2.0
- Mounts in 76mm Round Cut-Out
- LED will Confirm Pairing with Device and Begin Wireless Charging

|                                      |             |       |   |   |   |   |     |        |
|--------------------------------------|-------------|-------|---|---|---|---|-----|--------|
| DOCK 150<br>WIRELESS AND USB CHARGER | 01-DOCK150B | Black | - | - | - | 1 | 0.2 | \$ 380 |
|                                      | 01-DOCK150W | White |   |   |   |   |     | \$ 380 |



Open Market Only

### Description

- For Use with Wireless Charging Enabled Devices (Qi) and USB Charging Devices
- 5 Watt Maximum Output with a Direct Current Input of 5V 6A (Wireless Fast Charge)
- Mounts in 76mm Round Cut-Out
- Pop-Up Includes Three (3) USB Ports; One (1) 12 Watt Maximum with 2.4A (USB Fast Charge) and Two (2) 5 Watt with 1A (USB Standard Charge)
- LED will Confirm Pairing with Device and Begin Wireless Charging
- UL & cUL Certified

|                     |              |        |   |       |   |   |     |        |
|---------------------|--------------|--------|---|-------|---|---|-----|--------|
| DUO BEZEL NEMA PLUG | 01-DUOBEZELS | Silver | 9 | 2 1/2 | 3 | 1 | 0.2 | \$ 633 |
|                     | 01-DUOBEZELW | White  |   |       |   |   |     | \$ 633 |
|                     | 01-DUOBEZELB | Black  |   |       |   |   |     | \$ 633 |




### Description

- Worksurface Must Be Routed To Accept Unit, Which Sits Down Into Worksurface Supported By Attractive Slim Fit Bezel
- Two (2) Power / Two (2) USB Power
- Independent USB Circuit Controllers Deliver up to 2.1 Amps to Each Post
- All Mounting Hardware Included
- FCC Part 15A and UL Approved for Horizontal and Vertical Applications
- 10' Cord

For ordering options, [see overview at the beginning of this section.](#)

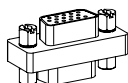


| Item  | Model No.     |        | Width | Depth | Height | Ship Wt | Cubic Ft | List Price |
|---|---------------|--------|-------|-------|--------|---------|----------|------------|
| TRIO BEZEL NEMA PLUG<br> | 01-TRIOBEZELS | Silver | 6½    | 2½    | 3¼     | 1       | 0.2      | \$ 680     |
|   | 01-TRIOBEZELW | White  |       |       |        |         |          | \$ 680     |
|   | 01-TRIOBEZELB | Black  |       |       |        |         |          | \$ 680     |

**Description**

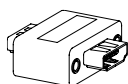
- Worksurface Must Be Routed To Accept Unit, Which Sits Down Into Worksurface Supported By Attractive Slim Fit Bezel
- Three (3) Power/Two (2) USB Power/One (1) Open Data
- Independent USB Circuit Controllers Deliver up to 2.1 Amps to Each Post
- HDMI, VGA, or RJ45 Accessories Sold Separately
- All Mounting Hardware Included
- FCC Part 15A and UL Approved for Horizontal and Vertical Applications
- 10' Cord

|                                 |            |  |   |   |   |   |  |        |
|---------------------------------|------------|--|---|---|---|---|--|--------|
| TRIO VGA<br>DATA PORT ACCESSORY | 01-LCOMVGA |  | - | - | - | - |  | \$ 114 |
|---------------------------------|------------|--|---|---|---|---|--|--------|

**Description**

- VGA Ports for Trio Units

|                                  |             |  |   |   |   |   |  |        |
|----------------------------------|-------------|--|---|---|---|---|--|--------|
| TRIO HDMI<br>DATA PORT ACCESSORY | 01-LCOMHDMI |  | - | - | - | - |  | \$ 155 |
|----------------------------------|-------------|--|---|---|---|---|--|--------|

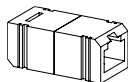


Open Market Only

**Description**

- HDMI Ports for Trio Units

|                                  |             |  |   |   |   |   |  |       |
|----------------------------------|-------------|--|---|---|---|---|--|-------|
| TRIO RJ45<br>DATA PORT ACCESSORY | 01-LCOMRJ45 |  | - | - | - | - |  | \$ 74 |
|----------------------------------|-------------|--|---|---|---|---|--|-------|

**Description**

- RJ45 Ports for Trio Units

For ordering options, [see overview at the beginning of this section.](#)



Experience the staying power of classic design paired with keen, modern interiors. Available in three arm styles, fully-upholstered or with clean out backs, and in standard and bariatric sizes, Gleem's proven steam bending technique and handcrafted construction create a long lasting, superior chair. Create the perfect look, and provide lasting comfort for a diverse range of users. Bariatric models support users up to 400lbs. And the entire collection features a wall saver design, preventing the chair back from hitting and marring walls.

### CONSTRUCTION

- Exposed wood components are manufactured using European Beech and are free of spirits, discoloration, pits, shakes, and wormholes
- All chair joints are double-doweled or mortised and tenoned, screwed, and glued for maximum strength and durability
- Frames are individually hand assembled and sanded prior to being finished
- Non-marring nylon glides included in each leg at floor level
- High Grade Polyurethane Foam, 1½" thick in the seat and 1" thick in the back
- High quality resilient sheet webbing ensures a comfortable seating application
- Ships fully assembled

### HOW TO ORDER EXAMPLE

| Model No. | Description        | Example                     |
|-----------|--------------------|-----------------------------|
| 395       | Finish             | HVM                         |
|           | Primary Upholstery | Momentum Beeline EPU Autumn |
|           | Accent Upholstery  | Momentum Beeline EPU Canvas |
|           | Glides             | STD                         |

### WOOD FINISHES

Indiana Furniture uses a multi-step, hand finishing process on all exposed wood frames.

Chairs feature a catalyzed varnish finish which offers durability, lasting beauty, and resistance to normal wear.


|                         |                        |
|-------------------------|------------------------|
| AW Artisan Walnut       | MW Mahogany Walnut     |
| AS Asian Night          | MO Medium Oak*         |
| BW Beigewood*           | ORW Oak Riftwood*      |
| BL Black                | PNW Pinnacle Walnut    |
| CO Columbian Walnut     | SCH Select Cherry      |
| DC Dark Cherry          | SKC Shaker Cherry      |
| DFW Dark Forest Walnut* | SBP Smoky Brown Pear*  |
| WH Designer White       | TK Studio Teak         |
| EF Espresso             | SM Sugar Maple         |
| FO Fawn Oak*            | SW Sunglow Walnut      |
| GC Golden Cherry        | TT Tavern Teak*        |
| HVM Harvest Maple*      | WTA Weathered Ash*     |
| HW Harvest Walnut       | WC Williamsburg Cherry |
| LW Legacy Walnut        |                        |

\* Finish is Low Sheen

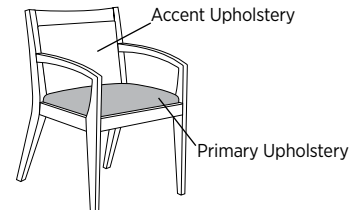
### UPHOLSTERY OPTIONS

Available in single or contrasting upholsteries in a wide variety of graded-in or contract options, including fabric, vinyl, and leather.

#### Single Upholstery



#### Contrasting Upholstery

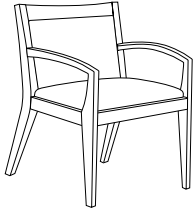


### GLIDE OPTIONS

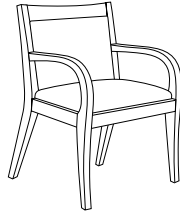
|      |              |        |
|------|--------------|--------|
| STD  | Nylon Glides | Std    |
| FELT | Felt Glides  | \$ N/C |

### CERTIFICATIONS & COMPLIANCE


- CAL 117-2013 Compliance
- Intertek Sustainability Certified
- BIFMA level® Certified
- BIFMA Compliant® Certified
- TSCA Title VI (CARB) Compliance
- US Green Building's LEED® Contribution




Arch Arm  
395  
[\(See Details\)](#)



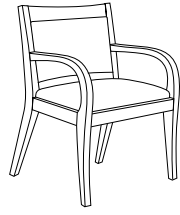
Curved Arm  
396  
[\(See Details\)](#)




Swoop Arm  
398  
[\(See Details\)](#)




Arch Arm,  
Clean Out Back  
395C  
[\(See Details\)](#)



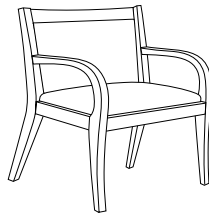
Curved Arm, Clean  
Out Back  
396C  
[\(See Details\)](#)



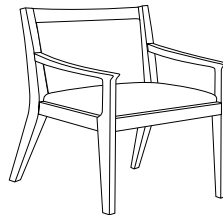
Swoop Arm, Clean  
Out Back  
398C  
[\(See Details\)](#)




Arch Arm, Bariatric  
395B  
[\(See Details\)](#)



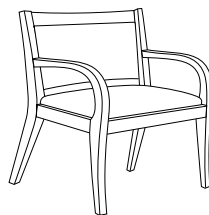
Curved Arm, Bariatric  
396B  
[\(See Details\)](#)



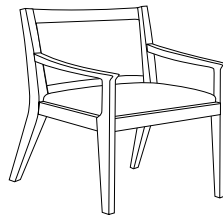
Swoop Arm, Bariatric  
398B  
[\(See Details\)](#)



Arch Arm, Bariatric,  
Clean Out  
395BC  
[\(See Details\)](#)







Curved Arm,  
Bariatric, Clean Out  
396BC  
[\(See Details\)](#)



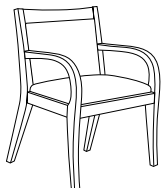
Swoop Arm,  
Bariatric, Clean Out  
398BC  
[\(See Details\)](#)

GUEST + BARIATRIC SEATING (390 SERIES)

| Item  | Model No.               |              | Chair Width  | Chair Depth | Chair Height | Seat Width | Seat Depth | Seat Height | Arm Height | Ship Wt  | Cubic Ft |           |           |           |
|---|-------------------------|--------------|--------------|-------------|--------------|------------|------------|-------------|------------|----------|----------|-----------|-----------|-----------|
| ARCH ARM GUEST  | 395                     |              | 23¾          | 24          | 31¾          | 20¾        | 18¾        | 17¼         | 24         | 25       | 16.9     |           |           |           |
|    |                         |              |              |             |              |            |            |             |            |          |          |           |           |           |
| <b>Description</b>  |                         |              |              |             |              |            |            |             |            |          |          |           |           |           |
| <ul style="list-style-type: none"><li>Available with Contrasting Upholsteries</li><li>Wall Saver Design</li></ul>                                     |                         |              |              |             |              |            |            |             |            |          |          |           |           |           |
|   |                         |              |              |             |              |            |            |             |            |          |          |           |           |           |
| <u>Must Specify (in this order):</u>  | <b>List Price/Grade</b> | <b>Yards</b> | <b>COM/1</b> | <b>2</b>    | <b>3</b>     | <b>4</b>   | <b>5</b>   | <b>6</b>    | <b>7</b>   | <b>8</b> | <b>9</b> | <b>10</b> | <b>L1</b> | <b>L2</b> |
| Model #   | Single Upholstery       | 1.50         | \$ 1173      | 1247        | 1308         | 1368       | 1460       | 1553        | 1686       | 1823     | 1985     | 2169      | 1638      | 1836      |
| Finish  | Contrasting Upholstery  |              |              |             |              |            |            |             |            |          |          |           |           |           |
| Primary Upholstery  | Primary                 | 1.00         | \$ 1184      | 1233        | 1274         | 1314       | 1375       | 1437        | 1526       | 1617     | 1725     | 1848      | 1494      | 1626      |
| Accent Upholstery   | Accent                  | 0.75         | \$ 0         | 37          | 68           | 98         | 143        | 190         | 257        | 325      | 406      | 498       | 233       | 332       |
| Glide   |                         |              |              |             |              |            |            |             |            |          |          |           |           |           |
|   |                         |              |              |             |              |            |            |             |            |          |          |           |           |           |
| ARCH ARM, CLEAN OUT BACK GUEST  | 395C                    |              | 23¾          | 24          | 31¾          | 20¾        | 18¾        | 17¼         | 24         | 25       | 16.9     |           |           |           |
|    |                         |              |              |             |              |            |            |             |            |          |          |           |           |           |
| <b>Description</b>  |                         |              |              |             |              |            |            |             |            |          |          |           |           |           |
| <ul style="list-style-type: none"><li>Available with Contrasting Upholsteries</li><li>Wall Saver Design</li></ul>                                     |                         |              |              |             |              |            |            |             |            |          |          |           |           |           |
|   |                         |              |              |             |              |            |            |             |            |          |          |           |           |           |
| <u>Must Specify (in this order):</u>  | <b>List Price/Grade</b> | <b>Yards</b> | <b>COM/1</b> | <b>2</b>    | <b>3</b>     | <b>4</b>   | <b>5</b>   | <b>6</b>    | <b>7</b>   | <b>8</b> | <b>9</b> | <b>10</b> | <b>L1</b> | <b>L2</b> |
| Model #   | Single Upholstery       | 1.50         | \$ 1173      | 1247        | 1308         | 1368       | 1460       | 1553        | 1686       | 1823     | 1985     | 2169      | 1638      | 1836      |
| Finish  | Contrasting Upholstery  |              |              |             |              |            |            |             |            |          |          |           |           |           |
| Primary Upholstery  | Primary                 | 1.00         | \$ 1184      | 1233        | 1274         | 1314       | 1375       | 1437        | 1526       | 1617     | 1725     | 1848      | 1494      | 1626      |
| Accent Upholstery   | Accent                  | 0.75         | \$ 0         | 37          | 68           | 98         | 143        | 190         | 257        | 325      | 406      | 498       | 233       | 332       |
| Glide   |                         |              |              |             |              |            |            |             |            |          |          |           |           |           |
|   |                         |              |              |             |              |            |            |             |            |          |          |           |           |           |
| BARIATRIC, ARCH ARM GUEST   | 395B                    |              | 33¾          | 24          | 31¾          | 30¾        | 18¾        | 17¼         | 24         | 28       | 25.7     |           |           |           |
|    |                         |              |              |             |              |            |            |             |            |          |          |           |           |           |
| <b>Description</b>  |                         |              |              |             |              |            |            |             |            |          |          |           |           |           |
| <ul style="list-style-type: none"><li>Available with Contrasting Upholsteries</li><li>Wall Saver Design</li><li>Supports Users Up To 400lbs</li></ul> |                         |              |              |             |              |            |            |             |            |          |          |           |           |           |
|   |                         |              |              |             |              |            |            |             |            |          |          |           |           |           |
| <u>Must Specify (in this order):</u>  | <b>List Price/Grade</b> | <b>Yards</b> | <b>COM/1</b> | <b>2</b>    | <b>3</b>     | <b>4</b>   | <b>5</b>   | <b>6</b>    | <b>7</b>   | <b>8</b> | <b>9</b> | <b>10</b> | <b>L1</b> | <b>L2</b> |
| Model #   | Single Upholstery       | 2.00         | \$ 1471      | 1569        | 1651         | 1731       | 1853       | 1977        | 2155       | 2337     | 2553     | 2799      | 2091      | 2355      |
| Finish  | Contrasting Upholstery  |              |              |             |              |            |            |             |            |          |          |           |           |           |
| Primary Upholstery  | Primary                 | 1.25         | \$ 1493      | 1554        | 1606         | 1656       | 1732       | 1809        | 1921       | 2034     | 2169     | 2323      | 1881      | 2046      |
| Accent Upholstery   | Accent                  | 1.25         | \$ 0         | 61          | 113          | 163        | 239        | 316         | 428        | 541      | 676      | 830       | 388       | 553       |
| Glide   |                         |              |              |             |              |            |            |             |            |          |          |           |           |           |
|   |                         |              |              |             |              |            |            |             |            |          |          |           |           |           |
| BARIATRIC, ARCH ARM, CLEAN OUT BACK GUEST   | 395BC                   |              | 33¾          | 24          | 31¾          | 30¾        | 18¾        | 17¼         | 24         | 28       | 25.69    |           |           |           |
|    |                         |              |              |             |              |            |            |             |            |          |          |           |           |           |
| <b>Description</b>  |                         |              |              |             |              |            |            |             |            |          |          |           |           |           |
| <ul style="list-style-type: none"><li>Available with Contrasting Upholsteries</li><li>Wall Saver Design</li><li>Supports Users Up To 400lbs</li></ul> |                         |              |              |             |              |            |            |             |            |          |          |           |           |           |
|   |                         |              |              |             |              |            |            |             |            |          |          |           |           |           |
| <u>Must Specify (in this order):</u>  | <b>List Price/Grade</b> | <b>Yards</b> | <b>COM/1</b> | <b>2</b>    | <b>3</b>     | <b>4</b>   | <b>5</b>   | <b>6</b>    | <b>7</b>   | <b>8</b> | <b>9</b> | <b>10</b> | <b>L1</b> | <b>L2</b> |
| Model #   | Single Upholstery       | 2.00         | \$ 1471      | 1569        | 1651         | 1731       | 1853       | 1977        | 2155       | 2337     | 2553     | 2799      | 2091      | 2355      |
| Finish  | Contrasting Upholstery  |              |              |             |              |            |            |             |            |          |          |           |           |           |
| Primary Upholstery  | Primary                 | 1.25         | \$ 1493      | 1554        | 1606         | 1656       | 1732       | 1809        | 1921       | 2034     | 2169     | 2323      | 1881      | 2046      |
| Accent Upholstery   | Accent                  | 1.25         | \$ 0         | 61          | 113          | 163        | 239        | 316         | 428        | 541      | 676      | 830       | 388       | 553       |
| Glide   |                         |              |              |             |              |            |            |             |            |          |          |           |           |           |

For ordering options, [see overview at the beginning of this section.](#)

| Item             | Model No. | Chair Width | Chair Depth | Chair Height | Seat Width | Seat Depth | Seat Height | Arm Height | Ship Wt | Cubic Ft |
|------------------|-----------|-------------|-------------|--------------|------------|------------|-------------|------------|---------|----------|
| CURVED ARM GUEST | 396       | 23¾         | 24          | 31¾          | 20¾        | 18¾        | 17¼         | 25½        | 25      | 16.9     |



Must Specify (in this order):

Model #  
Finish  
Primary Upholstery  
Accent Upholstery  
Glide


### Description

- Available with Contrasting Upholsteries
- Wall Saver Design

| List Price/Grade       | Yards | COM/1   | 2    | 3    | 4    | 5    | 6    | 7    | 8    | 9    | 10   | L1   | L2   |
|------------------------|-------|---------|------|------|------|------|------|------|------|------|------|------|------|
| Single Upholstery      | 1.50  | \$ 1173 | 1247 | 1308 | 1368 | 1460 | 1553 | 1686 | 1823 | 1985 | 2169 | 1638 | 1836 |
| Contrasting Upholstery |       |         |      |      |      |      |      |      |      |      |      |      |      |
| Primary                | 1.00  | \$ 1184 | 1233 | 1274 | 1314 | 1375 | 1437 | 1526 | 1617 | 1725 | 1848 | 1494 | 1626 |
| Accent                 | 0.75  | \$ 0    | 37   | 68   | 98   | 143  | 190  | 257  | 325  | 406  | 498  | 233  | 332  |

### CURVED ARM, CLEAN OUT BACK GUEST

|      |     |    |     |     |     |     |     |    |      |
|------|-----|----|-----|-----|-----|-----|-----|----|------|
| 396C | 23¾ | 24 | 31¾ | 20¾ | 18¾ | 17¼ | 25½ | 25 | 16.9 |
|------|-----|----|-----|-----|-----|-----|-----|----|------|



Must Specify (in this order):

Model #  
Finish  
Primary Upholstery  
Accent Upholstery  
Glide

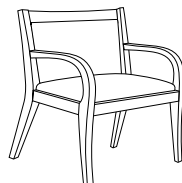
### Description

- Available with Contrasting Upholsteries
- Wall Saver Design

| List Price/Grade       | Yards | COM/1   | 2    | 3    | 4    | 5    | 6    | 7    | 8    | 9    | 10   | L1   | L2   |
|------------------------|-------|---------|------|------|------|------|------|------|------|------|------|------|------|
| Single Upholstery      | 1.50  | \$ 1173 | 1247 | 1308 | 1368 | 1460 | 1553 | 1686 | 1823 | 1985 | 2169 | 1638 | 1836 |
| Contrasting Upholstery |       |         |      |      |      |      |      |      |      |      |      |      |      |
| Primary                | 1.00  | \$ 1184 | 1233 | 1274 | 1314 | 1375 | 1437 | 1526 | 1617 | 1725 | 1848 | 1494 | 1626 |
| Accent                 | 0.75  | \$ 0    | 37   | 68   | 98   | 143  | 190  | 257  | 325  | 406  | 498  | 233  | 332  |

### BARIATRIC, CURVED ARM GUEST

|      |     |    |     |     |     |     |     |    |      |
|------|-----|----|-----|-----|-----|-----|-----|----|------|
| 396B | 33¾ | 24 | 31¾ | 30¾ | 18¾ | 17¼ | 25½ | 28 | 25.7 |
|------|-----|----|-----|-----|-----|-----|-----|----|------|



Must Specify (in this order):

Model #  
Finish  
Primary Upholstery  
Accent Upholstery  
Glide

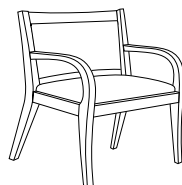
### Description

- Available with Contrasting Upholsteries
- Wall Saver Design
- Supports Users Up To 400lbs

| List Price/Grade       | Yards | COM/1   | 2    | 3    | 4    | 5    | 6    | 7    | 8    | 9    | 10   | L1   | L2   |
|------------------------|-------|---------|------|------|------|------|------|------|------|------|------|------|------|
| Single Upholstery      | 2.00  | \$ 1471 | 1569 | 1651 | 1731 | 1853 | 1977 | 2155 | 2337 | 2553 | 2799 | 2091 | 2355 |
| Contrasting Upholstery |       |         |      |      |      |      |      |      |      |      |      |      |      |
| Primary                | 1.25  | \$ 1493 | 1554 | 1606 | 1656 | 1732 | 1809 | 1921 | 2034 | 2169 | 2323 | 1881 | 2046 |
| Accent                 | 1.25  | \$ 0    | 61   | 113  | 163  | 239  | 316  | 428  | 541  | 676  | 830  | 388  | 553  |

### BARIATRIC, CURVED ARM, CLEAN OUT BACK GUEST

|       |     |    |     |     |     |     |     |    |      |
|-------|-----|----|-----|-----|-----|-----|-----|----|------|
| 396BC | 33¾ | 24 | 31¾ | 30¾ | 18¾ | 17¼ | 25½ | 28 | 25.7 |
|-------|-----|----|-----|-----|-----|-----|-----|----|------|



Must Specify (in this order):

Model #  
Finish  
Primary Upholstery  
Accent Upholstery  
Glide

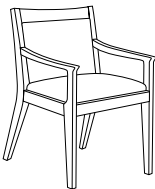
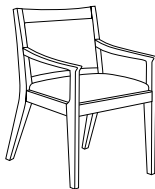


### Description

- Available with Contrasting Upholsteries
- Wall Saver Design
- Supports Users Up To 400lbs

| List Price/Grade       | Yards | COM/1   | 2    | 3    | 4    | 5    | 6    | 7    | 8    | 9    | 10   | L1   | L2   |
|------------------------|-------|---------|------|------|------|------|------|------|------|------|------|------|------|
| Single Upholstery      | 2.00  | \$ 1471 | 1569 | 1651 | 1731 | 1853 | 1977 | 2155 | 2337 | 2553 | 2799 | 2091 | 2355 |
| Contrasting Upholstery |       |         |      |      |      |      |      |      |      |      |      |      |      |
| Primary                | 1.25  | \$ 1493 | 1554 | 1606 | 1656 | 1732 | 1809 | 1921 | 2034 | 2169 | 2323 | 1881 | 2046 |
| Accent                 | 1.25  | \$ 0    | 61   | 113  | 163  | 239  | 316  | 428  | 541  | 676  | 830  | 388  | 553  |

For ordering options, [see overview at the beginning of this section.](#)

GUEST + BARIATRIC SEATING (390 SERIES)

| Item   | Model No.  | Chair Width  | Chair Depth  | Chair Height | Seat Width | Seat Depth | Seat Height | Arm Height | Ship Wt  | Cubic Ft |          |           |           |           |
|--|--|--------------|--------------|--------------|------------|------------|-------------|------------|----------|----------|----------|-----------|-----------|-----------|
| SWOOP ARM GUEST  | 398  | 23¾          | 24           | 31¾          | 20¾        | 18¾        | 17¼         | 23         | 25       | 16.9     |          |           |           |           |
| <br><br><u>Must Specify (in this order):</u><br>Model #<br>Finish<br>Primary Upholstery<br>Accent Upholstery<br>Glide   | <b>Description</b> <ul style="list-style-type: none"><li>• Available with Contrasting Upholsteries</li><li>• Wall Saver Design</li></ul>                                       |              |              |              |            |            |             |            |          |          |          |           |           |           |
|  | <b>List Price/Grade</b>  | <b>Yards</b> | <b>COM/1</b> | <b>2</b>     | <b>3</b>   | <b>4</b>   | <b>5</b>    | <b>6</b>   | <b>7</b> | <b>8</b> | <b>9</b> | <b>10</b> | <b>L1</b> | <b>L2</b> |
|  | Single Upholstery  | 1.50         | \$ 1173      | 1247         | 1308       | 1368       | 1460        | 1553       | 1686     | 1823     | 1985     | 2169      | 1638      | 1836      |
|  | Contrasting Upholstery   |              |              |              |            |            |             |            |          |          |          |           |           |           |
|  | Primary  | 1.00         | \$ 1184      | 1233         | 1274       | 1314       | 1375        | 1437       | 1526     | 1617     | 1725     | 1848      | 1494      | 1626      |
|  | Accent   | 0.75         | \$ 0         | 37           | 68         | 98         | 143         | 190        | 257      | 325      | 406      | 498       | 233       | 332       |
| SWOOP ARM, CLEAN OUT BACK GUEST  | 398C   | 23¾          | 24           | 31¾          | 20¾        | 18¾        | 17¼         | 23         | 25       | 16.9     |          |           |           |           |
| <br><br><u>Must Specify (in this order):</u><br>Model #<br>Finish<br>Primary Upholstery<br>Accent Upholstery<br>Glide   | <b>Description</b> <ul style="list-style-type: none"><li>• Available with Contrasting Upholsteries</li><li>• Wall Saver Design</li></ul>                                       |              |              |              |            |            |             |            |          |          |          |           |           |           |
|  | <b>List Price/Grade</b>  | <b>Yards</b> | <b>COM/1</b> | <b>2</b>     | <b>3</b>   | <b>4</b>   | <b>5</b>    | <b>6</b>   | <b>7</b> | <b>8</b> | <b>9</b> | <b>10</b> | <b>L1</b> | <b>L2</b> |
|  | Single Upholstery  | 1.50         | \$ 1173      | 1247         | 1308       | 1368       | 1460        | 1553       | 1686     | 1823     | 1985     | 2169      | 1638      | 1836      |
|  | Contrasting Upholstery   |              |              |              |            |            |             |            |          |          |          |           |           |           |
|  | Primary  | 1.00         | \$ 1184      | 1233         | 1274       | 1314       | 1375        | 1437       | 1526     | 1617     | 1725     | 1848      | 1494      | 1626      |
|  | Accent   | 0.75         | \$ 0         | 37           | 68         | 98         | 143         | 190        | 257      | 325      | 406      | 498       | 233       | 332       |
| BARIATRIC, SWOOP ARM GUEST   | 398B   | 33¾          | 24           | 31¾          | 30¾        | 18¾        | 17¼         | 28         | 28       | 25.7     |          |           |           |           |
| <br><br><u>Must Specify (in this order):</u><br>Model #<br>Finish<br>Primary Upholstery<br>Accent Upholstery<br>Glide | <b>Description</b> <ul style="list-style-type: none"><li>• Available with Contrasting Upholsteries</li><li>• Wall Saver Design</li><li>• Supports Users Up To 400lbs</li></ul> |              |              |              |            |            |             |            |          |          |          |           |           |           |
|  | <b>List Price/Grade</b>  | <b>Yards</b> | <b>COM/1</b> | <b>2</b>     | <b>3</b>   | <b>4</b>   | <b>5</b>    | <b>6</b>   | <b>7</b> | <b>8</b> | <b>9</b> | <b>10</b> | <b>L1</b> | <b>L2</b> |
|  | Single Upholstery  | 2.00         | \$ 1471      | 1569         | 1651       | 1731       | 1853        | 1977       | 2155     | 2337     | 2553     | 2799      | 2091      | 2355      |
|  | Contrasting Upholstery   |              |              |              |            |            |             |            |          |          |          |           |           |           |
|  | Primary  | 1.25         | \$ 1493      | 1554         | 1606       | 1656       | 1732        | 1809       | 1921     | 2034     | 2169     | 2323      | 1881      | 2046      |
|  | Accent   | 1.25         | \$ 0         | 61           | 113        | 163        | 239         | 316        | 428      | 541      | 676      | 830       | 388       | 553       |
| BARIATRIC, SWOOP ARM, CLEAN OUT BACK GUEST   | 398BC  | 33¾          | 24           | 31¾          | 30¾        | 18¾        | 17¼         | 28         | 28       | 25.7     |          |           |           |           |
| <br><br><u>Must Specify (in this order):</u><br>Model #<br>Finish<br>Primary Upholstery<br>Accent Upholstery<br>Glide | <b>Description</b> <ul style="list-style-type: none"><li>• Available with Contrasting Upholsteries</li><li>• Wall Saver Design</li><li>• Supports Users Up To 400lbs</li></ul> |              |              |              |            |            |             |            |          |          |          |           |           |           |
|  | <b>List Price/Grade</b>  | <b>Yards</b> | <b>COM/1</b> | <b>2</b>     | <b>3</b>   | <b>4</b>   | <b>5</b>    | <b>6</b>   | <b>7</b> | <b>8</b> | <b>9</b> | <b>10</b> | <b>L1</b> | <b>L2</b> |
|  | Single Upholstery  | 2.00         | \$ 1471      | 1569         | 1651       | 1731       | 1853        | 1977       | 2155     | 2337     | 2553     | 2799      | 2091      | 2355      |
|  | Contrasting Upholstery   |              |              |              |            |            |             |            |          |          |          |           |           |           |
|  | Primary  | 1.25         | \$ 1493      | 1554         | 1606       | 1656       | 1732        | 1809       | 1921     | 2034     | 2169     | 2323      | 1881      | 2046      |
|  | Accent   | 1.25         | \$ 0         | 61           | 113        | 163        | 239         | 316        | 428      | 541      | 676      | 830       | 388       | 553       |

For ordering options, [see overview at the beginning of this section.](#)





Carved arm accents and optional button tailoring make Halsted a handsome and versatile addition to office, lounge, or conference environments. Select caster models for easy mobility.

#### CONSTRUCTION

- Exposed wood components and chair frame are manufactured using European Beech and are free of spirits, discoloration, pits, shakes, and wormholes
- All chair joints are double-doweled or mortised and tenoned, screwed, and glued for maximum strength and durability
- All seats feature corner blocking
- Frames are individually hand assembled and sanded prior to being finished
- Non-marring nylon glides included in each leg at floor level
- High Grade Polyurethane Foam, 2" thick in the seat and 1½" thick in the back
- Textiles are sewn with double stitch seams
- High quality resilient sheet webbing ensures a comfortable seating application
- Ships fully assembled

#### HOW TO ORDER EXAMPLE

| Model No. | Description | Example                   |
|-----------|-------------|---------------------------|
| 166TB     | Finish      | WC                        |
|           | Upholstery  | UF Brisa Original Truffle |
|           | Casters     | -                         |
|           | Glides      | STD                       |

#### WOOD FINISHES

Indiana Furniture uses a multi-step, hand finishing process on all exposed wood frames.

Chairs feature a catalyzed varnish finish which offers durability, lasting beauty, and resistance to normal wear.

|                         |                        |
|-------------------------|------------------------|
| AW Artisan Walnut       | MW Mahogany Walnut     |
| AS Asian Night          | MO Medium Oak*         |
| BW Beigewood*           | ORW Oak Riftwood*      |
| BL Black                | PNW Pinnacle Walnut    |
| CO Columbian Walnut     | SCH Select Cherry      |
| DC Dark Cherry          | SKC Shaker Cherry      |
| DFW Dark Forest Walnut* | SBP Smoky Brown Pear*  |
| WH Designer White       | TK Studio Teak         |
| EF Espresso             | SM Sugar Maple         |
| FO Fawn Oak*            | SW Sunglow Walnut      |
| GC Golden Cherry        | TT Tavern Teak*        |
| HVM Harvest Maple*      | WTA Weathered Ash*     |
| HW Harvest Walnut       | WC Williamsburg Cherry |
| LW Legacy Walnut        |                        |

\* Finish is Low Sheen

#### UPHOLSTERY OPTIONS

Available in single upholstery in a wide variety of graded-in or contract options, including fabric, vinyl, and leather.

#### CASTERS (IF APPLICABLE)

|      |                            |        |
|------|----------------------------|--------|
| STD  | Brass Hooded Wheel Caster  | Std    |
| SLVR | Silver Hooded Wheel Caster | \$ N/C |

#### GLIDE OPTIONS (IF APPLICABLE)

|      |              |        |
|------|--------------|--------|
| STD  | Nylon Glides | Std    |
| FELT | Felt Glides  | \$ N/C |

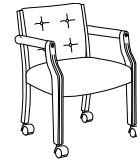
#### CERTIFICATIONS & COMPLIANCE

- CAL 117-2013 Compliance
- Intertek Sustainability Certified
- BIFMA level® Certified
- BIFMA Compliant® Certified
- TSCA Title VI (CARB) Compliance
- US Green Building's LEED® Contribution

#### STATEMENT OF LINE



Tufted Back Guest  
166TB  
([See Details](#))



Tufted Back on Casters  
168TB  
([See Details](#))




Guest  
166  
([See Details](#))



Guest on Casters  
168  
([See Details](#))

| Item                   | Model No. | Chair Width | Chair Depth | Chair Height | Seat Width | Seat Depth | Seat Height | Arm Height | Ship Wt | Cubic Ft |
|------------------------|-----------|-------------|-------------|--------------|------------|------------|-------------|------------|---------|----------|
| GUEST WITH TUFTED BACK | 166TB     | 23½         | 23          | 32           | 19         | 16½        | 17          | 26         | 32      | 16.9     |

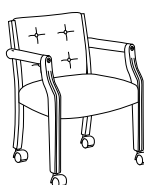


Must Specify (in this order):

Model #  
Finish  
Upholstery  
Glide

| List Price/Grade  | Yards | COM/1   | 2    | 3    | 4    | 5    | 6    | 7    | 8    | 9    | 10   | L1   | L2   |
|-------------------|-------|---------|------|------|------|------|------|------|------|------|------|------|------|
| Single Upholstery | 1.50  | \$ 1688 | 1762 | 1823 | 1883 | 1975 | 2068 | 2201 | 2338 | 2500 | 2684 | 2153 | 2351 |

|                                   |       |     |    |    |    |     |    |    |    |      |
|-----------------------------------|-------|-----|----|----|----|-----|----|----|----|------|
| GUEST WITH TUFTED BACK ON CASTERS | 168TB | 23½ | 23 | 32 | 19 | 16½ | 17 | 26 | 32 | 16.9 |
|-----------------------------------|-------|-----|----|----|----|-----|----|----|----|------|



### Description

- Standard with: Brass Hooded Dual Wheel Casters
- Optional Silver Casters

| List Price/Grade  | Yards | COM/1   | 2    | 3    | 4    | 5    | 6    | 7    | 8    | 9    | 10   | L1   | L2   |
|-------------------|-------|---------|------|------|------|------|------|------|------|------|------|------|------|
| Single Upholstery | 1.50  | \$ 1740 | 1814 | 1875 | 1935 | 2027 | 2120 | 2253 | 2390 | 2552 | 2736 | 2205 | 2403 |

Must Specify (in this order):

Model #  
Finish  
Upholstery  
Caster

|             |     |     |    |    |    |     |    |    |    |      |
|-------------|-----|-----|----|----|----|-----|----|----|----|------|
| GUEST CHAIR | 166 | 23½ | 23 | 32 | 19 | 16½ | 17 | 26 | 32 | 16.9 |
|-------------|-----|-----|----|----|----|-----|----|----|----|------|

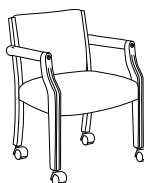


| List Price/Grade  | Yards | COM/1   | 2    | 3    | 4    | 5    | 6    | 7    | 8    | 9    | 10   | L1   | L2   |
|-------------------|-------|---------|------|------|------|------|------|------|------|------|------|------|------|
| Single Upholstery | 1.50  | \$ 1638 | 1712 | 1773 | 1833 | 1925 | 2018 | 2151 | 2288 | 2450 | 2634 | 2103 | 2301 |

Must Specify (in this order):

Model #  
Finish  
Upholstery  
Glide

|                          |     |     |    |    |    |     |    |    |    |      |
|--------------------------|-----|-----|----|----|----|-----|----|----|----|------|
| GUEST CHAIR WITH CASTERS | 168 | 23½ | 23 | 32 | 19 | 16½ | 17 | 26 | 32 | 16.9 |
|--------------------------|-----|-----|----|----|----|-----|----|----|----|------|



### Description

- Standard with: Brass Hooded Dual Wheel Casters
- Optional Silver Casters

| List Price/Grade  | Yards | COM/1   | 2    | 3    | 4    | 5    | 6    | 7    | 8    | 9    | 10   | L1   | L2   |
|-------------------|-------|---------|------|------|------|------|------|------|------|------|------|------|------|
| Single Upholstery | 1.50  | \$ 1687 | 1761 | 1822 | 1882 | 1974 | 2067 | 2200 | 2337 | 2499 | 2683 | 2152 | 2350 |

Must Specify (in this order):

Model #  
Finish  
Upholstery  
Caster

For ordering options, [see overview at the beginning of this section.](#)

Inspiration is designed to bring function and style to open workspaces. Tandem sections in one, two, or three seats combine with corner and straight tables to work in all spaces. Freestanding guest, bariatric, lamp and magazine tables, and a bench complete the line. Available in full and half upholstered backs (with a curved appeal!). Bariatric models tested for users up to 400lbs.

### CONSTRUCTION

- Exposed wood components are manufactured using European Beech and are free of spirits, discoloration, pits, shakes, and wormholes
- All chair joints are double-doweled or mortised and tenoned, screwed, and glued for maximum strength and durability
- Frames are individually hand assembled and sanded prior to being finished
- Non-marring nylon glides included in each leg at floor level
- High Grade Polyurethane Foam, 1½" thick in the seat and back
- High quality resilient sheet webbing ensures a comfortable seating application
- Seating ships fully assembled; some assembly required with tables

### HOW TO ORDER EXAMPLE

#### SEATING

| Model No. | Description        | Example                     |
|-----------|--------------------|-----------------------------|
| 483       | Finish             | TT                          |
|           | Primary Upholstery | Momentum Bravo II Driftwood |
|           | Accent Upholstery  | Momentum Bravo II Outback   |
|           | Glides             | STD                         |

#### TABLES

| Model No. | Description | Example |
|-----------|-------------|---------|
| 48-1620GT | Finish      | TT      |

### WOOD FINISHES

Indiana Furniture uses a multi-step, hand finishing process on all exposed wood frames.

Chairs feature a catalyzed varnish finish which offers durability, lasting beauty, and resistance to normal wear.


|                         |                        |
|-------------------------|------------------------|
| AW Artisan Walnut       | MW Mahogany Walnut     |
| AS Asian Night          | MO Medium Oak*         |
| BW Beigewood*           | ORW Oak Riftwood*      |
| BL Black                | PNW Pinnacle Walnut    |
| CO Columbian Walnut     | SCH Select Cherry      |
| DC Dark Cherry          | SKC Shaker Cherry      |
| DFW Dark Forest Walnut* | SBP Smoky Brown Pear*  |
| WH Designer White       | TK Studio Teak         |
| EF Espresso             | SM Sugar Maple         |
| FO Fawn Oak*            | SW Sunglow Walnut      |
| GC Golden Cherry        | TT Tavern Teak*        |
| HVM Harvest Maple*      | WTA Weathered Ash*     |
| HW Harvest Walnut       | WC Williamsburg Cherry |
| LW Legacy Walnut        |                        |

\* Finish is Low Sheen

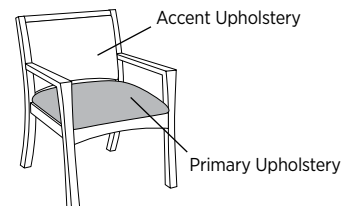
### UPHOLSTERY OPTIONS

Available in single or contrasting upholsteries in a wide variety of graded-in or contract options, including fabric, vinyl, and leather.

#### Single Upholstery



#### Contrasting Upholstery



### GLIDE OPTIONS

|      |              |        |
|------|--------------|--------|
| STD  | Nylon Glides | Std    |
| FELT | Felt Glides  | \$ N/C |

### CERTIFICATIONS & COMPLIANCE

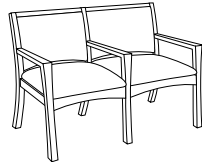
- CAL 117-2013 Compliance
- Intertek Sustainability Certified
- BIFMA level® Certified
- BIFMA Compliant® Certified
- TSCA Title VI (CARB) Compliance
- US Green Building's LEED® Contribution



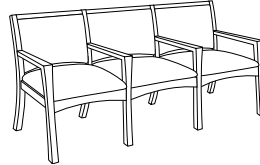
Seating + Tables



Fully Upholstered  
Guest: 486  
([See Details](#))



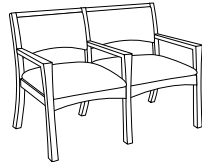
Fully Upholstered, 2-Seat  
Tandem: 4862  
([See Details](#))



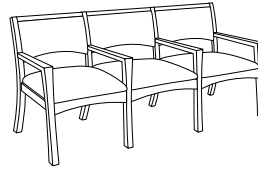
Fully Upholstered,  
3-Seat Tandem: 4863  
([See Details](#))



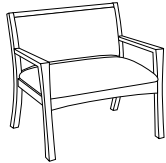
½ Upholstered Guest  
487  
([See Details](#))



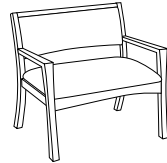
½ Upholstered, 2-Seat  
Tandem  
4872  
([See Details](#))



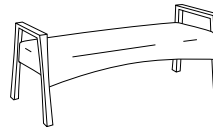
½ Upholstered, 3-Seat  
Tandem  
4873  
([See Details](#))



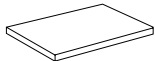
Fully Upholstered  
Bariatric  
485  
([See Details](#))



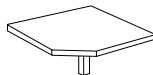
½ Upholstered Bariatric  
483  
([See Details](#))



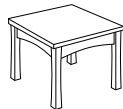
Lounge Bench  
496  
([See Details](#))



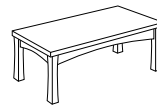
Rectangular Ganging  
Table  
48-1620GT  
([See Details](#))



Corner Ganging  
Table  
48-2424GTC  
([See Details](#))

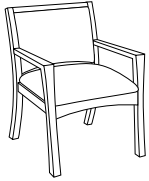


Lamp Table  
48-2424LT:  
([See Details](#))



Magazine Table  
48-1836MT  
([See Details](#))

| Item                         | Model No. | Chair Width | Chair Depth | Chair Height | Seat Width | Seat Depth | Seat Height | Arm Height | Ship Wt | Cubic Ft |
|------------------------------|-----------|-------------|-------------|--------------|------------|------------|-------------|------------|---------|----------|
| GUEST, FULL UPHOLSTERED BACK | 486       | 24½         | 26¼         | 34½          | 19¾        | 18         | 18¾         | 25¼        | 30      | 16.9     |



Must Specify (in this order):

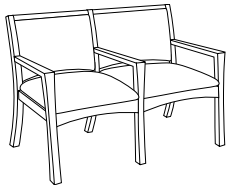
Model #  
Finish  
Primary Upholstery  
Accent Upholstery  
Glide

### Description

- Fully Upholstered Back with Curved Reveal
- Available with Contrasting Upholsteries

| List Price/Grade       | Yards | COM/1   | 2    | 3    | 4    | 5    | 6    | 7    | 8    | 9    | 10   | L1   | L2   |
|------------------------|-------|---------|------|------|------|------|------|------|------|------|------|------|------|
| Single Upholstery      | 1.75  | \$ 1505 | 1591 | 1663 | 1733 | 1839 | 1948 | 2104 | 2263 | 2452 | 2667 | 2048 | 2279 |
| Contrasting Upholstery |       |         |      |      |      |      |      |      |      |      |      |      |      |
| Primary                | 1.00  | \$ 1516 | 1565 | 1606 | 1646 | 1707 | 1769 | 1858 | 1949 | 2057 | 2180 | 1826 | 1958 |
| Accent                 | 1.00  | \$ 0    | 49   | 90   | 130  | 191  | 253  | 342  | 433  | 541  | 664  | 310  | 442  |

### 2-SEAT TANDEM, FULL UPHOLSTERED BACK



Must Specify (in this order):

Model #  
Finish  
Primary Upholstery  
Accent Upholstery  
Glide

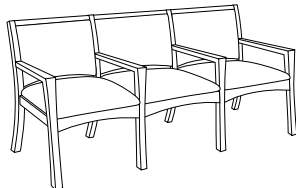
|      |     |     |     |     |    |     |     |    |      |
|------|-----|-----|-----|-----|----|-----|-----|----|------|
| 4862 | 46¾ | 26¼ | 34½ | 19¾ | 18 | 18¾ | 25¼ | 50 | 28.6 |
|------|-----|-----|-----|-----|----|-----|-----|----|------|

### Description

- Fully Upholstered Back with Curved Reveal
- Available with Contrasting Upholsteries

| List Price/Grade       | Yards | COM/1   | 2    | 3    | 4    | 5    | 6    | 7    | 8    | 9    | 10   | L1   | L2   |
|------------------------|-------|---------|------|------|------|------|------|------|------|------|------|------|------|
| Single Upholstery      | 2.50  | \$ 2572 | 2695 | 2797 | 2897 | 3050 | 3205 | 3427 | 3655 | 3925 | 4232 | 3347 | 3677 |
| Contrasting Upholstery |       |         |      |      |      |      |      |      |      |      |      |      |      |
| Primary                | 1.00  | \$ 2583 | 2632 | 2673 | 2713 | 2774 | 2836 | 2925 | 3016 | 3124 | 3247 | 2893 | 3025 |
| Accent                 | 1.75  | \$ 0    | 86   | 158  | 228  | 334  | 443  | 599  | 758  | 947  | 1162 | 543  | 774  |

### 3-SEAT TANDEM, FULL UPHOLSTERED BACK



Must Specify (in this order):

Model #  
Finish  
Primary Upholstery  
Accent Upholstery  
Glide


|      |     |     |     |     |    |     |     |    |      |
|------|-----|-----|-----|-----|----|-----|-----|----|------|
| 4863 | 68½ | 26¼ | 34½ | 19¾ | 18 | 18¾ | 25¼ | 70 | 40.8 |
|------|-----|-----|-----|-----|----|-----|-----|----|------|

### Description

- Fully Upholstered Back with Curved Reveal
- Available with Contrasting Upholsteries

| List Price/Grade       | Yards | COM/1   | 2    | 3    | 4    | 5    | 6    | 7    | 8    | 9    | 10   | L1   | L2   |
|------------------------|-------|---------|------|------|------|------|------|------|------|------|------|------|------|
| Single Upholstery      | 3.25  | \$ 3709 | 3868 | 4002 | 4132 | 4330 | 4531 | 4821 | 5116 | 5467 | 5867 | 4717 | 5146 |
| Contrasting Upholstery |       |         |      |      |      |      |      |      |      |      |      |      |      |
| Primary                | 1.75  | \$ 3753 | 3839 | 3911 | 3981 | 4087 | 4196 | 4352 | 4511 | 4700 | 4915 | 4296 | 4527 |
| Accent                 | 2.50  | \$ 0    | 123  | 225  | 325  | 478  | 633  | 855  | 1083 | 1353 | 1660 | 775  | 1105 |

### BARIATRIC, FULL UPHOLSTERED BACK



Must Specify (in this order):

Model #  
Finish  
Primary Upholstery  
Accent Upholstery  
Glide

|     |     |     |     |    |    |     |     |    |      |
|-----|-----|-----|-----|----|----|-----|-----|----|------|
| 485 | 34¼ | 26¼ | 34½ | 30 | 18 | 18¾ | 25¼ | 30 | 21.6 |
|-----|-----|-----|-----|----|----|-----|-----|----|------|

### Description

- Fully Upholstered Back with Curved Reveal
- Available with Contrasting Upholsteries
- Tested and Passed for 450 lbs. Single Occupancy

| List Price/Grade       | Yards | COM/1   | 2    | 3    | 4    | 5    | 6    | 7    | 8    | 9    | 10   | L1   | L2   |
|------------------------|-------|---------|------|------|------|------|------|------|------|------|------|------|------|
| Single Upholstery      | 2.00  | \$ 2003 | 2101 | 2183 | 2263 | 2385 | 2509 | 2687 | 2869 | 3085 | 3331 | 2623 | 2887 |
| Contrasting Upholstery |       |         |      |      |      |      |      |      |      |      |      |      |      |
| Primary                | 1.25  | \$ 2025 | 2086 | 2138 | 2188 | 2264 | 2341 | 2453 | 2566 | 2701 | 2855 | 2413 | 2578 |
| Accent                 | 1.25  | \$ 0    | 61   | 113  | 163  | 239  | 316  | 428  | 541  | 676  | 830  | 388  | 553  |

For ordering options, [see overview at the beginning of this section.](#)

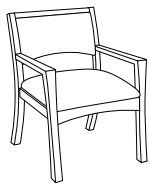
# Indiana

## FURNITURE

# INSPIRATION™

## GUEST, TANDEM + TABLES (480 SERIES)

| Item                      | Model No. | Chair Width | Chair Depth | Chair Height | Seat Width | Seat Depth | Seat Height | Arm Height | Ship Wt | Cubic Ft |
|---------------------------|-----------|-------------|-------------|--------------|------------|------------|-------------|------------|---------|----------|
| GUEST, ½ UPHOLSTERED BACK | 487       | 24½         | 26¼         | 34½          | 19¾        | 18         | 18¾         | 25¼        | 30      | 16.9     |



Must Specify (in this order):

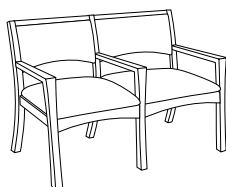
Model #  
Finish  
Primary Upholstery  
Accent Upholstery  
Glide

### Description

- Available with Contrasting Upholsteries

| List Price/Grade       | Yards | COM/1   | 2    | 3    | 4    | 5    | 6    | 7    | 8    | 9    | 10   | L1   | L2   |
|------------------------|-------|---------|------|------|------|------|------|------|------|------|------|------|------|
| Single Upholstery      | 1.75  | \$ 1487 | 1573 | 1645 | 1715 | 1821 | 1930 | 2086 | 2245 | 2434 | 2649 | 2030 | 2261 |
| Contrasting Upholstery |       |         |      |      |      |      |      |      |      |      |      |      |      |
| Primary                | 1.00  | \$ 1498 | 1547 | 1588 | 1628 | 1689 | 1751 | 1840 | 1931 | 2039 | 2162 | 1808 | 1940 |
| Accent                 | 1.00  | \$ 0    | 49   | 90   | 130  | 191  | 253  | 342  | 433  | 541  | 664  | 310  | 442  |

|                                   |      |     |     |     |     |    |     |     |    |      |
|-----------------------------------|------|-----|-----|-----|-----|----|-----|-----|----|------|
| 2-SEAT TANDEM, ½ UPHOLSTERED BACK | 4872 | 46¾ | 26¼ | 34½ | 19¾ | 18 | 18¾ | 25¼ | 50 | 28.6 |
|-----------------------------------|------|-----|-----|-----|-----|----|-----|-----|----|------|



Must Specify (in this order):


Model #  
Finish  
Primary Upholstery  
Accent Upholstery  
Glide

### Description

- Available with Contrasting Upholsteries

| List Price/Grade       | Yards | COM/1   | 2    | 3    | 4    | 5    | 6    | 7    | 8    | 9    | 10   | L1   | L2   |
|------------------------|-------|---------|------|------|------|------|------|------|------|------|------|------|------|
| Single Upholstery      | 2.50  | \$ 2557 | 2680 | 2782 | 2882 | 3035 | 3190 | 3412 | 3640 | 3910 | 4217 | 3332 | 3662 |
| Contrasting Upholstery |       |         |      |      |      |      |      |      |      |      |      |      |      |
| Primary                | 1.00  | \$ 2568 | 2617 | 2658 | 2698 | 2759 | 2821 | 2910 | 3001 | 3109 | 3232 | 2878 | 3010 |
| Accent                 | 1.75  | \$ 0    | 86   | 158  | 228  | 334  | 443  | 599  | 758  | 947  | 1162 | 543  | 774  |

|                                   |      |     |     |     |     |    |     |     |    |      |
|-----------------------------------|------|-----|-----|-----|-----|----|-----|-----|----|------|
| 3-SEAT TANDEM, ½ UPHOLSTERED BACK | 4873 | 68½ | 26¼ | 34½ | 19¾ | 18 | 18¾ | 25¼ | 70 | 40.8 |
|-----------------------------------|------|-----|-----|-----|-----|----|-----|-----|----|------|



Must Specify (in this order):


Model #  
Finish  
Primary Upholstery  
Accent Upholstery  
Glide

### Description

- Available with Contrasting Upholsteries

| List Price/Grade       | Yards | COM/1   | 2    | 3    | 4    | 5    | 6    | 7    | 8    | 9    | 10   | L1   | L2   |
|------------------------|-------|---------|------|------|------|------|------|------|------|------|------|------|------|
| Single Upholstery      | 3.25  | \$ 3684 | 3843 | 3977 | 4107 | 4305 | 4506 | 4796 | 5091 | 5442 | 5842 | 4692 | 5121 |
| Contrasting Upholstery |       |         |      |      |      |      |      |      |      |      |      |      |      |
| Primary                | 1.75  | \$ 3695 | 3781 | 3853 | 3923 | 4029 | 4138 | 4294 | 4453 | 4642 | 4857 | 4238 | 4469 |
| Accent                 | 1.75  | \$ 0    | 86   | 158  | 228  | 334  | 443  | 599  | 758  | 947  | 1162 | 543  | 774  |

|                               |     |     |     |     |    |    |     |     |    |      |
|-------------------------------|-----|-----|-----|-----|----|----|-----|-----|----|------|
| BARIATRIC, ½ UPHOLSTERED BACK | 483 | 34¾ | 26¼ | 34½ | 30 | 18 | 18¾ | 25¼ | 30 | 21.6 |
|-------------------------------|-----|-----|-----|-----|----|----|-----|-----|----|------|



Must Specify (in this order):

Model #  
Finish  
Primary Upholstery  
Accent Upholstery  
Glide

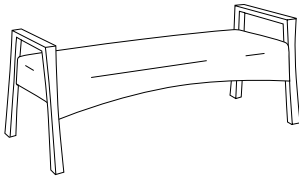
### Description

- Available with Contrasting Upholsteries
- Tested and Passed for 450 lbs. Single Occupancy

| List Price/Grade       | Yards | COM/1   | 2    | 3    | 4    | 5    | 6    | 7    | 8    | 9    | 10   | L1   | L2   |
|------------------------|-------|---------|------|------|------|------|------|------|------|------|------|------|------|
| Single Upholstery      | 2.00  | \$ 1980 | 2078 | 2160 | 2240 | 2362 | 2486 | 2664 | 2846 | 3062 | 3308 | 2600 | 2864 |
| Contrasting Upholstery |       |         |      |      |      |      |      |      |      |      |      |      |      |
| Primary                | 1.25  | \$ 2002 | 2063 | 2115 | 2165 | 2241 | 2318 | 2430 | 2543 | 2678 | 2832 | 2390 | 2555 |
| Accent                 | 1.25  | \$ 0    | 61   | 113  | 163  | 239  | 316  | 428  | 541  | 676  | 830  | 388  | 553  |

For ordering options, [see overview at the beginning of this section.](#)

| Item         | Model No. | Chair Width | Chair Depth | Chair Height | Seat Width | Seat Depth | Seat Height | Arm Height | Ship Wt | Cubic Ft |
|--------------|-----------|-------------|-------------|--------------|------------|------------|-------------|------------|---------|----------|
| LOUNGE BENCH | 496       | 48 ¾        | 24 ¼        | 25 ¼         | 44         | 21         | 20 ¾        | 25 ¼       | 45      | 20.3     |



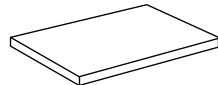
Description

- All Upholsteries will be Railroaded (Across the Roll)
- Ganging Not Applicable

Must Specify (in this order):  
Model #  
Finish  
Upholstery  
Glide

| List Price/Grade  | Yards | COM/1   | 2    | 3    | 4    | 5    | 6    | 7    | 8    | 9    | 10   | L1   | L2   |
|-------------------|-------|---------|------|------|------|------|------|------|------|------|------|------|------|
| Single Upholstery | 2.00  | \$ 2036 | 2134 | 2216 | 2296 | 2418 | 2542 | 2720 | 2902 | 3118 | 3364 | 2656 | 2920 |

| Item                      | Model No. | W    | D  | H    | Ship Wt | Cubic Ft | List Price |
|---------------------------|-----------|------|----|------|---------|----------|------------|
| RECTANGULAR GANGING TABLE | 48-1620GT | 20 ¼ | 16 | 14 ⅞ | 12      | 3.6      | \$ 568     |

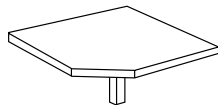


Must Specify (in this order):  
Model #  
Finish

Description

- Connects To Any Inspiration Seating for Straight Line Applications

|                      |            |    |    |      |    |     |        |
|----------------------|------------|----|----|------|----|-----|--------|
| CORNER GANGING TABLE | 48-2424GTC | 24 | 24 | 14 ⅞ | 20 | 2.4 | \$ 796 |
|----------------------|------------|----|----|------|----|-----|--------|

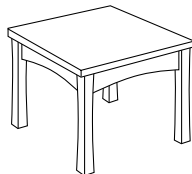


Must Specify (in this order):  
Model #  
Finish

Description

- Connects To Any Inspiration Seating in Angular Applications
- One Leg for Support
- Some Assembly Required

|                         |           |    |    |      |    |     |         |
|-------------------------|-----------|----|----|------|----|-----|---------|
| FREESTANDING LAMP TABLE | 48-2424LT | 24 | 24 | 21 ¼ | 27 | 2.4 | \$ 1345 |
|-------------------------|-----------|----|----|------|----|-----|---------|

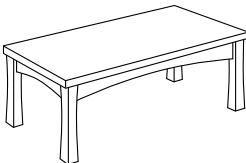


Must Specify (in this order):  
Model #  
Finish

Description

- Some Assembly Required

|                             |           |    |    |      |    |     |         |
|-----------------------------|-----------|----|----|------|----|-----|---------|
| FREESTANDING MAGAZINE TABLE | 48-1836MT | 36 | 18 | 15 ¼ | 28 | 2.8 | \$ 1249 |
|-----------------------------|-----------|----|----|------|----|-----|---------|



Must Specify (in this order):  
Model #  
Finish

Description

- Some Assembly Required

For ordering options, [see overview at the beginning of this section.](#)





Open spaces really come together with the modular, ganging components from the Isla Lounge Collection. Create conversation settings or private areas by mixing components to fit the space and needs of the environment. Optional arm caps make Isla Lounge the solution for high traffic seating. Power and data options keep everyone working on-the-go.

CONSTRUCTION

- Exposed wood parts are kiln-dried hardwoods and structurally engineered hardwood plywood; selected from the highest grades of hardwoods and are free of spirits, discoloration, pits, shakes, and wormholes; European Beech on legs and arm caps
- Joints are double-doweled or mortised and tenoned, screwed, and glued for maximum strength and durability
- High Grade Polyurethane Foam, 3¼" thick in the seat and 2" in the back; Stretch webbing ensures a comfortable seating application
- Non-marring adjustable nylon guides included in each leg at floor level
- Ganging and Freestanding Table Surfaces are ¾" thick with a square edge profile; Available in TFL (T), Veneer (W) and Solid Surface (S)
- Tablet Arm Surfaces are ¾" thick with a square edge profile; Available in Black Melamine, Veneer (W) and Solid Surface (S)
- Bistro/Stadium Table Surfaces feature a square edge profile and are available with 1" thick HPL (P) and TFL (T) surfaces and 1⅝" Veneer (W) surfaces
- Bistro/Stadium Tables are partially installed with exposed nickle plated hardware, black hardware also included; some assembly required
- Bistro/Stadium Tables feature horizontal/left-to-right grain direction on backpanel and worksurface; TFL backpanel available with TFL or HPL worksurface and Veneer backpanel available with Veneer or HPL worksurface; Backpanel and worksurface may be specified in contrasting colors
- Seating units ships fully assembled

HOW TO ORDER EXAMPLES

UPHOLSTERED MODELS

| Model No. | Description                               | Example               |
|-----------|---|-----------------------|
| 3792      | Finish (Wood Leg)                         | WTA                   |
|           | Primary Upholstery                        | CF Stinson Trio Tonic |
|           | Accent Upholstery                         | CF Stinson Ace Toast  |
|           | Tablet, Color                             | WL, WTA               |
|           | Arm                                       | STD                   |
|           | Optional Bistro/Stadium Table             | Yes                   |
|           | Bistro/Stadium Table Backpanel Material   | TFL                   |
|           | Bistro/Stadium Table Backpanel Color      | PPD                   |
|           | Bistro/Stadium Table Worksurface Material | HPL                   |
|           | Bistro/Stadium Table Worksurface Color    | WTA                   |
|           | Bistro/Stadium Table Leg Color            | ALUM                  |
|           | Leg                                       | PLEG, ALUM            |
|           | Power                                     | ECSL                  |

HOW TO ORDER EXAMPLES CONTINUED

TABLES

|            |                  |                      |
|------------|------------------|----------------------|
| 378-1626ET | Surface Material | T                    |
|            | Finish           | AS                   |
|            | Upholstery       | CF Stinson Ace Toast |
|            | Leg, Color       | WLEG, AS             |
|            | Power            | PWRUSBA              |

WOOD LEG AND ARM CAP WOOD FINISHES

Indiana Furniture uses a multi-step, hand finishing process on all exposed wood frames. Chairs feature a catalyzed varnish finish which offers durability, lasting beauty, and resistance to normal wear.

|     |                     |     |                     |
|-----|---------------------|-----|---------------------|
| AW  | Artisan Walnut      | MW  | Mahogany Walnut     |
| AS  | Asian Night         | MO  | Medium Oak*         |
| BW  | Beigewood*          | ORW | Oak Riftwood*       |
| BL  | Black               | PNW | Pinnacle Walnut     |
| CO  | Columbian Walnut    | SCH | Select Cherry       |
| DC  | Dark Cherry         | SKC | Shaker Cherry       |
| DFW | Dark Forest Walnut* | SBP | Smoky Brown Pear*   |
| WH  | Designer White      | TK  | Studio Teak         |
| EF  | Espresso            | SM  | Sugar Maple         |
| FO  | Fawn Oak*           | SW  | Sunglow Walnut      |
| GC  | Golden Cherry       | TT  | Tavern Teak*        |
| HVM | Harvest Maple*      | WTA | Weathered Ash*      |
| HW  | Harvest Walnut      | WC  | Williamsburg Cherry |
| LW  | Legacy Walnut       |     |                     |

\*Finish is Low Sheen

TFL (T) AND HPL (P) TABLE OPTIONS

End and Ganging Tables are available in TFL surface. Must specify material and color.

Bistro/Stadium Tables available in TFL or HPL worksurface with TFL backpanel. Worksurface and backpanel available in contrasting colors. Must specify material and color for both worksurface and backpanel.

WOODGRAIN

|              |                  |     |                     |
|--------------|------------------|-----|---------------------|
| AS           | Asian Night      | PNW | Pinnacle Walnut     |
| BW           | Beigewood        | SCH | Select Cherry       |
| CO           | Columbian Walnut | SKC | Shaker Cherry       |
| EF           | Espresso         | SBP | Smoky Brown Pear    |
| GC           | Golden Cherry    | TK  | Studio Teak         |
| HVM          | Harvest Maple    | SM  | Sugar Maple         |
| MW           | Mahogany Walnut  | WTA | Weathered Ash       |
| ORW          | Oak Riftwood     | WC  | Williamsburg Cherry |
| <b>SOLID</b> |                  |     |                     |
| BL           | Black            | PPD | Pepperdust          |
| WH           | Designer White   | SG  | Slate Grey          |
| FHG          | Fashion Grey     | WHS | White Sand          |

See next page for veneer colors and additional options.

### veneer (w) table options

Veneer tablet arms and tables, including Bistro/Stadium Tables, feature UV Advantage, an ultra-violet finish, on all exposed surfaces by utilizing roll-coat UV technology.

|     |                    |     |                     |
|-----|--------------------|-----|---------------------|
| AW  | Artisan Walnut     | MW  | Mahogany Walnut     |
| AS  | Asian Night        | MO  | Medium Oak*         |
| CO  | Columbian Walnut   | ORW | Oak Riftwood*       |
| DC  | Dark Cherry        | SCH | Select Cherry       |
| DFW | Dark Forest Walnut | SKC | Shaker Cherry       |
| EF  | Espresso           | SBP | Smoky Brown Pear    |
| FO  | Fawn Oak*          | SM  | Sugar Maple         |
| GC  | Golden Cherry      | SW  | Sunglow Walnut      |
| HVM | Harvest Maple      | TT  | Tavern Teak         |
| HW  | Harvest Walnut     | WTA | Weathered Ash*      |
| LW  | Legacy Walnut      | WC  | Williamsburg Cherry |


\*Finish is Low Sheen

### SOLID SURFACE (S) ARM CAP, TABLET, AND TABLE OPTIONS

|    |              |     |              |
|----|--------------|-----|--------------|
| AR | Arroyo       | SNW | Snow White   |
| PE | Pebble Beach | SN  | Starry Night |
| SE | Sedona       | TN  | Tundra       |

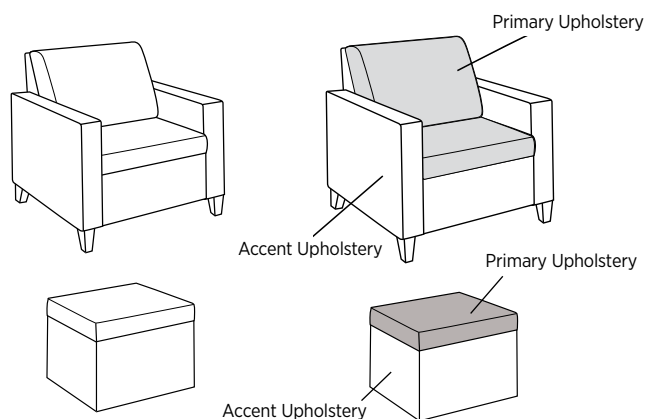
### TABLE EDGE PROFILE

|   |                                  |    |                             |
|---|----------------------------------|----|-----------------------------|
| H | Square<br>(TFL, HPL, and Veneer) | S1 | Straight<br>(Solid Surface) |
|---|----------------------------------|----|-----------------------------|



### UPHOLSTERY OPTIONS

Available in single or contrasting upholsteries in a wide variety of graded-in or contract options, including fabric, vinyl, and leather.



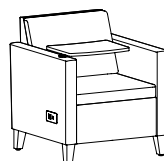
### ARM OPTIONS

|      |                                  |        |
|------|----------------------------------|--------|
| STD  | Upholstered Arm                  | Std    |
| WCAP | Wood Cap, Specify Finish         |        |
|      | One (1) Arm Cap                  | \$ 72  |
|      | Two (2) Arm Caps                 | \$ 144 |
| SCAP | Solid Surface Cap, Specify Color |        |
|      | One (1) Arm Cap                  | \$ 329 |
|      | Two (2) Arm Cap                  | \$ 658 |


### TABLET OPTIONS FOR ARM UNITS

**Note:** Specified as if you are standing, looking at the chair.

|    |   |         |
|----|---|---------|
| PL | Left Black Melamine Writing Tablet                | \$ 364  |
| SL | Left Solid Surface Writing Tablet, Specify Color  | \$ 1121 |
| WL | Left Veneer Writing Tablet, Specify Finish        | \$ 528  |
| PR | Right Black Melamine Writing Tablet               | \$ 364  |
| SR | Right Solid Surface Writing Tablet, Specify Color | \$ 1121 |
| WR | Right Veneer Writing Tablet, Specify Finish       | \$ 528  |



Two Arm Club Chair  
Shown with Left  
Tablet Arm and  
Power

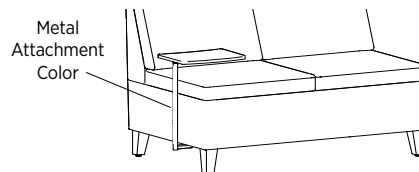


One Arm Club  
Chair Shown with  
Left Tablet Arm

### TABLET ARM ATTACHMENT COLOR (FOR ARMLESS OR ONE ARM UNITS)

Available with Aluminum or Platinum metal attachment for armless applications.

|      |                     |        |
|------|---------------------|--------|
| ALUM | Aluminum Attachment | Std    |
| PLAT | Platinum Attachment | \$ N/C |




### TABLET OPTIONS FOR ARMLESS OR ONE ARM UNITS

**Note:** Specified as if you are standing, looking at the chair.

|     |   |         |
|-----|---|---------|
| MPL | Left Black Melamine Writing Tablet                | \$ 467  |
| MSL | Left Solid Surface Writing Tablet, Specify Color  | \$ 1224 |
| MWL | Left Veneer Writing Tablet, Specify Finish        | \$ 631  |
| MPR | Right Black Melamine Writing Tablet               | \$ 467  |
| MSR | Right Solid Surface Writing Tablet, Specify Color | \$ 1224 |
| MWR | Right Veneer Writing Tablet, Specify Finish       | \$ 631  |



Right Tablet Arm



Left Tablet Arm

SEATING & OCCASIONAL TABLE LEG OPTIONS

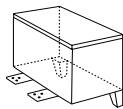
|      |  |        |
|------|--|--------|
| WLEG | Wood Leg, Specify Finish                                     | Std    |
| CLEG | Chrome Leg   | \$ N/C |
| PLEG | Powder Coat Leg, Specify Color                               |        |
|      | Four (4) Powder Coat Legs on Seating and Freestanding Tables | \$ 200 |
|      | Two (2) Powder Coat Legs on Ganging End Table                | \$ 100 |
|      | Single (1) Powder Coat Leg Ganging Corner Table              | \$ 50  |

Powder Coat Color Options:

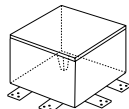
|      |              |      |        |
|------|--------------|------|--------|
| ALUM | Aluminum     | NOIR | Noir   |
| MIST | Mist         | OYST | Oyster |
| SUGC | Sugar Cookie |      |        |



Four (4) Legs



Two (2) Legs



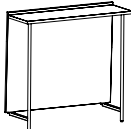
Single (1) Leg

BAR HEIGHT BISTRO/STADIUM TABLE OPTIONS

Bistro/Stadium Table surface and backpanel available with horizontal/left-to-right grain direction in contrasting colors. Bistro/Stadium Tables are partially installed with exposed nickel plated hardware, black hardware also included; some assembly required.

Must specify option, surface material, surface and backpanel color, edge profile and leg color.

|     |                                    |
|-----|------------------------------------|
| NO  | No Bistro/Stadium Table (Standard) |
| YES | Bistro/Stadium Table               |



44"W Bistro/Stadium Table For Use with Settee


Must specify surface material, surface and backpanel color

|                                      |         |
|--------------------------------------|---------|
| TFL Backpanel with TFL Surface       | \$ 966  |
| TFL Backpanel with HPL Surface       | \$ 1172 |
| Veneer Backpanel with Veneer Surface | \$ 1348 |
| Veneer Backpanel with HPL Surface    | \$ 1348 |

66"W Bistro/Stadium Table For Use with Sofas

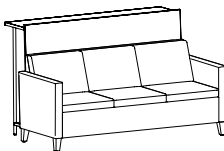
Must specify surface material, surface and backpanel color

|                                      |         |
|--------------------------------------|---------|
| TFL Backpanel with TFL Surface       | \$ 1137 |
| TFL Backpanel with HPL Surface       | \$ 1358 |
| Veneer Backpanel with Veneer Surface | \$ 1651 |
| Veneer Backpanel with HPL Surface    | \$ 1651 |



44"W Bistro/  
Stadium Table  
View with Settee

Front View with  
66"W Bistro/  
Stadium Table  
and Sofa



BISTRO/STADIUM TABLE LEG OPTIONS

|      |              |        |
|------|--------------|--------|
| ALUM | Aluminum Leg | Std    |
| PLAT | Platinum Leg | \$ N/C |

SEATING POWER OPTIONS

*Note: Specified as if you are standing, looking at the chair.*



1 Electrical Power and 2 USB Outlets

Side Power Locations:

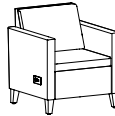
|       |                             |         |
|-------|-----------------------------|---------|
| ECSL  | Left Port, Silver           | \$ 915  |
| ECSR  | Right Port, Silver          | \$ 915  |
| ECSLR | Left and Right Port, Silver | \$ 1830 |
| ECBL  | Left Port, Black            | \$ 915  |
| ECBR  | Right Port, Black           | \$ 915  |
| ECBLR | Left and Right Port, Black  | \$ 1830 |

Front Power Locations:

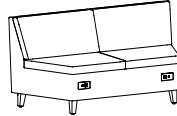
|         |   |         |
|---------|---|---------|
| ECFLSR  | Front Left Port, Silver                           | \$ 915  |
| ECFRSR  | Front Right Port, Silver (3792-45C Only)          | \$ 915  |
| ECFLRSR | Front Left and Right Port, Silver (3792-45C Only) | \$ 1830 |
| ECFLBL  | Front Left Port, Black                            | \$ 915  |
| ECFRBL  | Front Right Port, Black (3792-45C Only)           | \$ 915  |
| ECFLRBL | Front Left and Right Port, Black (3792-45C Only)  | \$ 1830 |



Shown with Front Left Port  
(ECFLBL/Black or ECFLSR/  
Silver)



Shown with Left Port  
(ECBL/Black or ECSL/Silver)



Shown with Front Left and  
Right Port (ECFBLR/Black or  
ECFLSR/Silver)

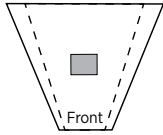
See next page for table power locations.

#### TABLE POWER LOCATIONS

*Note: Does Not Include Bistro/Stadium Tables*

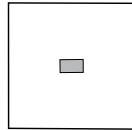
PWRUSBA Power and Two USB Ports, Aluminum \$ 829

Power Locations:

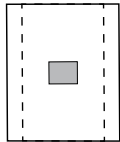


**378-2226CGT**  
12½" from front edge

**378-4526CGT**  
12" from front edge

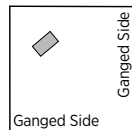


**378-2626MT**  
13" from all sides



**378-1626EGT**  
**378-1626GT**  
**378-1626ET**  
13" from short edge and  
8" from long edge

**378-2226EGT**  
**378-2226GT**  
**378-2226ET**  
13" from short edge and  
11" from long edge




**378-9026CGT**  
19½" from  
ganged sides

#### CERTIFICATIONS & COMPLIANCE

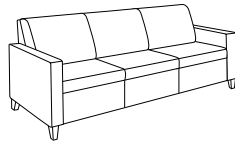
- CAL 117-2013 Compliance
- Intertek Sustainability Certified
- BIFMA level® Certified
- BIFMA Compliant® Certified
- TSCA Title VI (CARB) Compliance
- US Green Building's LEED® Contribution




Club Chair,  
2 Arms: 379  
([See Details](#))




Settee,  
2 Arms: 3792  
([See Details](#))




Sofa,  
2 Arms: 3793  
([See Details](#))



Club Chair, 1 Arm  
379L & 379R  
([See Details](#))



Settee, 1 Arm  
3792L & 3792R  
([See Details](#))




Sofa, 1 Arm  
3793L & 3793R  
([See Details](#))



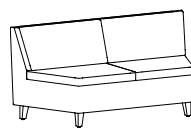
Club Chair,  
Armless: 379N  
([See Details](#))




Swivel Club Chair,  
Armless: 379NS  
([See Details](#))



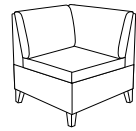
Settee,  
Armless: 3792N  
([See Details](#))



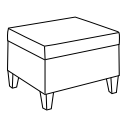
45° Angled Settee,  
Armless: 3792-45C  
([See Details](#))



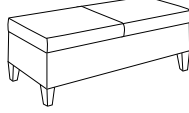
Sofa, Armless  
3793N  
([See Details](#))



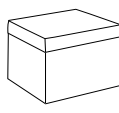
Corner Unit  
379-90C  
([See Details](#))



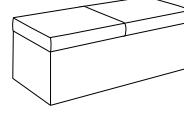
Single Bench  
378SB  
([See Details](#))



Double Bench  
3782DB  
([See Details](#))

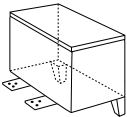


Single Ottoman  
379SO  
([See Details](#))

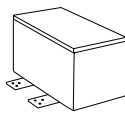


Double Ottoman  
3792DO  
([See Details](#))

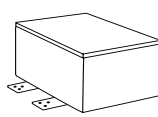
### Ganging Tables (Upholstered Chassis with TFL, Veneer, or Solid Surface Top)



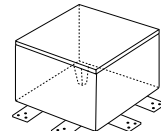
Ganging End Table  
with Two Legs  
378-1626EGT  
378-2226EGT  
([See Details](#))



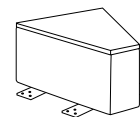
Ganging End Table  
378-1626GT  
([See Details](#))



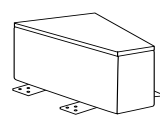
Ganging Lamp Table  
378-2226GT  
([See Details](#))



Ganging 90° Corner  
Table with One Leg  
378-9026CGT  
([See Details](#))

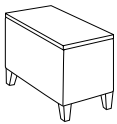


Ganging 45° Corner  
Table  
378-4526CGT  
([See Details](#))

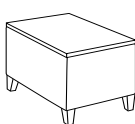


Ganging 22.5°  
Corner Table  
378-2226CGT  
([See Details](#))

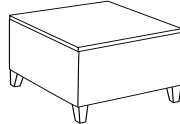
### Freestanding Tables (Upholstered Chassis with TFL, Veneer, or Solid Surface Top)



End Table with Legs  
378-1626ET  
([See Details](#))



Lamp Table  
378-2226ET  
([See Details](#))



Magazine Table  
378-2626MT  
([See Details](#))

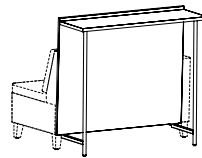
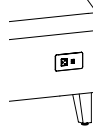
### Options and Accessories:



[Tablet Arms](#)  
for Arm or Armless Units




[Power Options](#)  
for Seating and Tables



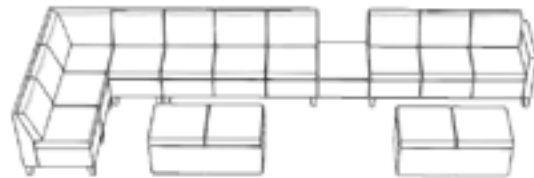
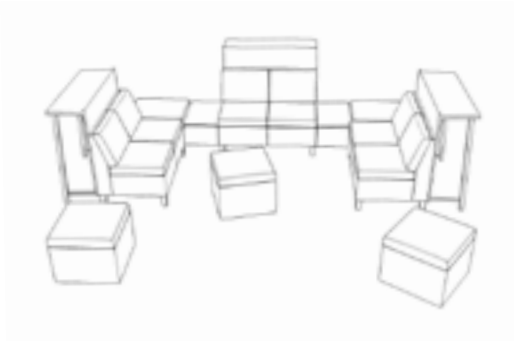

[Bistro/Stadium Table](#)  
(For Use with Settees and Sofas;  
Available in HPL, TFL, or Veneer)





[Purse Hook](#) for  
Bistro/Stadium  
Tables




Enhance your space with  
Cush Pillows. [See details.](#)




| Item  | Model No.  | Width | Depth                  | Height | Ship Wt | Cubic Ft | List Price |
|---|--|-------|------------------------|--------|---------|----------|------------|
| ZIG ZAG UNIT  | 370-1  | 161   | 136 ¼                  | 32 ½   | 593     | 212      | \$ 20020   |
|  | CONSISTS OF:   |       | QTY                    |        |         |          |            |
|   | 3782DB   | 3     | Double Bench (Gr 1)    |        |         |          | \$ 8136    |
|   | 3792N  | 2     | Settee, Armless (Gr 1) |        |         |          | \$ 6302    |
|   | 379-90C  | 2     | Corner Unit            |        |         |          | \$ 5582    |
|   | Products are available as left or right and with other features, where applicable<br>Grade 1 with standard metal leg pricing |       |                        |        |         |          |            |

|  |       |     |                            |      |     |       |                                     |
|--|-------|-----|----------------------------|------|-----|-------|-------------------------------------|
| HALF CIRCLE  | 370-2 | 96  | 72                         | 29 ½ | 354 | 147.9 | T\$ 21460<br>W\$ 21888<br>S\$ 25048 |
|   |       |     |                            |      |     |       |                                     |
| CONSISTS OF:   |       | QTY |                            |      |     |       |                                     |
| 3793N  |       | 4   | Sofa, Armless (Gr 1)       |      |     |       | \$ 18116                            |
| 378-2226CGT  |       | 3   | Ganging 22.5° Corner Table |      |     |       | T\$ 3344<br>W\$ 3772<br>S\$ 6932    |
| Products are available as left or right and with other features, where applicable<br>Grade 1 with standard metal leg pricing |       |     |                            |      |     |       |                                     |

|   |               |       |                                    |       |      |     |       |           |       |  |
|---|---------------|-------|------------------------------------|-------|------|-----|-------|-----------|-------|--|
|  | CAFE GROUPING | 370-3 | 181                                | 108 ½ | 32 ½ | 498 | 144.0 | T\$ 23006 |       |  |
|   |               |       |                                    |       |      |     |       | W\$ 23572 |       |  |
|   |               |       |                                    |       |      |     |       | S\$ 27492 |       |  |
|   |               |       |                                    |       |      |     |       |           |       |  |
|   |               |       |                                    |       |      |     |       |           |       |  |
|   | CONSISTS OF:  |       | QTY                                |       |      |     |       |           |       |  |
|   | 3793N         | 4     | Sofa, Armless (Gr 1)               |       |      |     |       | \$        | 18116 |  |
|   | 378-1626GT    | 2     | Ganging End Table (Gr 1)           |       |      |     |       | T\$       | 1410  |  |
|   |               |       |                                    |       |      |     |       | W\$ 1596  |       |  |
|   |               |       |                                    |       |      |     |       | S\$ 2908  |       |  |
|   | 378-1626EGT   | 4     | Ganging End Table with Legs (Gr 1) |       |      |     |       | T\$       | 3480  |  |
|   |               |       |                                    |       |      |     |       | W\$ 3860  |       |  |
|   |               |       |                                    |       |      |     |       | S\$ 6468  |       |  |
| Products are available as left or right and with other features, where applicable   |               |       |                                    |       |      |     |       |           |       |  |
| Grade 1 with standard metal leg pricing   |               |       |                                    |       |      |     |       |           |       |  |

| Item       | Model No. | Chair Width | Chair Depth | Chair Height | Seat Width | Seat Depth | Seat Height | Arm Height | Ship Wt | Cubic Ft |
|------------|-----------|-------------|-------------|--------------|------------|------------|-------------|------------|---------|----------|
| CLUB CHAIR | 379       | 29          | 27¾         | 32½          | 22         | 19         | 18¾         | 26½        | 110     | 25.0     |



Shown with Power Option;  
Left Port

### Description


- Standard with: Left and Right Arm, Wood Legs, and Ganging Hardware
- Available with Contrasting Upholsteries
- Available with Contrasting Legs, Tablet Arm and Arm Cap
- Additional Options: Chrome or Powder Coated Leg ([Color Options](#)), Arm Caps ([See Options](#)), Tablet Arms ([See Options](#)), and Power ([See Locations](#))

| List Price/Grade       | Yards | COM/1   | 2    | 3    | 4    | 5    | 6    | 7    | 8    | 9    | 10   | L1   | L2   |
|------------------------|-------|---------|------|------|------|------|------|------|------|------|------|------|------|
| Single Upholstery      | 5.25  | \$ 3139 | 3396 | 3612 | 3822 | 4142 | 4467 | 4935 | 5412 | 5979 | 6625 | 4767 | 5460 |
| Contrasting Upholstery |       |         |      |      |      |      |      |      |      |      |      |      |      |
| Primary                | 1.50  | 3139    | 3213 | 3274 | 3334 | 3426 | 3519 | 3652 | 3789 | 3951 | 4135 | 3604 | 3802 |
| Accent                 | 3.75  | 0       | 183  | 338  | 488  | 716  | 948  | 1283 | 1623 | 2028 | 2490 | 1163 | 1658 |

### Must Specify (in this order):

Model #  
Primary Upholstery  
Accent Upholstery  
Tablet Arm/Color  
Arm Cap/Color  
Leg/Color  
Power

|        |      |    |     |     |    |    |     |     |     |      |
|--------|------|----|-----|-----|----|----|-----|-----|-----|------|
| SETTEE | 3792 | 51 | 27¾ | 32½ | 44 | 19 | 18¾ | 26½ | 143 | 46.0 |
|--------|------|----|-----|-----|----|----|-----|-----|-----|------|



### Description

- Standard with: Left and Right Arm, Wood Legs and Ganging Hardware
- Available with Contrasting Upholsteries
- Available with Contrasting Legs, Tablet Arm and Arm Cap
- Optional 44"W Bistro/Stadium Table Available with TFL (T) or HPL (P) Surface and TFL Backpanel or Veneer (W) or HPL (P) top with Veneer Backpanel
- Bistro/Stadium Table Surface and Backpanel May be Specified in Contrasting Colors; Must Specify Surface and Backpanel Color
- Optional Purse Hook Available when Bistro/Stadium Table is ordered; [See Details](#)
- Additional Options: Chrome or Powder Coated Leg ([Color Options](#)), Arm Caps ([See Options](#)), Tablet Arms ([See Options](#)), Bistro/Stadium Table ([See Options](#)), and Power ([See Locations](#))

| List Price/Grade       | Yards | COM/1   | 2    | 3    | 4    | 5    | 6    | 7    | 8    | 9    | 10   | L1   | L2   |
|------------------------|-------|---------|------|------|------|------|------|------|------|------|------|------|------|
| Single Upholstery      | 6.75  | \$ 4069 | 4400 | 4677 | 4947 | 5358 | 5777 | 6378 | 6992 | 7721 | 8551 | 6162 | 7053 |
| Contrasting Upholstery |       |         |      |      |      |      |      |      |      |      |      |      |      |
| Primary                | 2.25  | 4069    | 4179 | 4272 | 4362 | 4499 | 4638 | 4839 | 5043 | 5286 | 5563 | 4767 | 5064 |
| Accent                 | 4.50  | 0       | 221  | 405  | 585  | 859  | 1139 | 1539 | 1949 | 2435 | 2988 | 1395 | 1989 |

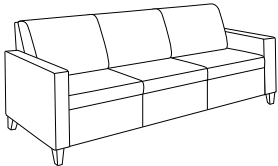
### Must Specify (in this order):

Model #  
Primary Upholstery  
Accent Upholstery  
Tablet Arm/Color  
Arm Cap/Color  
Bistro/Stadium Table  
Bistro/Stadium Table Backpanel Material/Color  
Bistro/Stadium Table Worksurface Material/ Color  
Bistro/Stadium Table Leg Color  
Leg/Color  
Power

For ordering options, [see overview at the beginning of this section.](#)



| Item | Model No. | Chair Width | Chair Depth | Chair Height | Seat Width | Seat Depth | Seat Height | Arm Height | Ship Wt | Cubic Ft |
|------|-----------|-------------|-------------|--------------|------------|------------|-------------|------------|---------|----------|
| SOFA | 3793      | 73          | 27¾         | 32½          | 66         | 19         | 18¾         | 26½        | 168     | 61.0     |



Description


- Standard with: Left and Right Arm, Wood Legs and Ganging Hardware
- Available with Contrasting Upholsteries
- Available with Contrasting Legs, Tablet Arm and Arm Cap
- Optional 66"W Bistro/Stadium Table Available with TFL (T) or HPL (P) Surface and TFL Backpanel or Veneer (W) or HPL (P) top with Veneer Backpanel
- Bistro/Stadium Table Surface and Backpanel May be Specified in Contrasting Colors; Must Specify Surface and Backpanel Color
- Optional Purse Hook Available when Bistro/Stadium Table is ordered; [See Details](#)
- Additional Options: Chrome or Powder Coated Leg ([Color Options](#)), Arm Caps ([See Options](#)), Tablet Arms ([See Options](#)), Bistro/Stadium Table ([See Options](#)), and Power ([See Locations](#))

Must Specify (in this order):

Model #  
Primary Upholstery  
Accent Upholstery  
Tablet Arm/Color  
Arm Cap/Color  
Bistro/Stadium Table  
Bistro/Stadium Table Backpanel Material/Color  
Bistro/Stadium Table Worksurface Material/ Color  
Bistro/Stadium Table Leg Color  
Leg/Color  
Power

| List Price/Grade       | Yards | COM/1   | 2    | 3    | 4    | 5    | 6    | 7    | 8    | 9    | 10    | L1   | L2   |
|------------------------|-------|---------|------|------|------|------|------|------|------|------|-------|------|------|
| Single Upholstery      | 8.50  | \$ 5287 | 5704 | 6052 | 6392 | 6911 | 7438 | 8194 | 8968 | 9886 | 10931 | 7922 | 9044 |
| Contrasting Upholstery |       |         |      |      |      |      |      |      |      |      |       |      |      |
| Primary                | 3.25  | 5287    | 5446 | 5580 | 5710 | 5908 | 6109 | 6399 | 6694 | 7045 | 7445  | 6295 | 6724 |
| Accent                 | 5.25  | 0       | 258  | 472  | 682  | 1003 | 1329 | 1795 | 2274 | 2841 | 3486  | 1627 | 2320 |

CLUB CHAIR, 1 ARM



Shown as Left

Must Specify (in this order):

Model #  
Primary Upholstery  
Accent Upholstery  
Tablet Arm/Color  
Arm Cap/Color  
Leg/Color  
Power


| Left | Right |     |     |     |    |    |     |     |    |      |  |  |  |
|------|-------|-----|-----|-----|----|----|-----|-----|----|------|--|--|--|
| 379L | 379R  | 25½ | 27¾ | 32½ | 22 | 19 | 18¾ | 26½ | 77 | 35.0 |  |  |  |

Description

- Standard with: Left Or Right Arm, Wood Legs and Ganging Hardware
- Available with Contrasting Upholsteries
- Available with Contrasting Legs, Tablet Arm and Arm Cap
- Available with Optional Tablet Arm for Arm or Armless Side
- Additional Options: Chrome or Powder Coated Leg ([Color Options](#)), Arm Caps ([See Options](#)), Tablet Arms ([See Options](#)), and Power ([See Locations](#))

| List Price/Grade       | Yards | COM/1   | 2    | 3    | 4    | 5    | 6    | 7    | 8    | 9    | 10   | L1   | L2   |
|------------------------|-------|---------|------|------|------|------|------|------|------|------|------|------|------|
| Single Upholstery      | 4.00  | \$ 2775 | 2971 | 3135 | 3295 | 3539 | 3787 | 4143 | 4507 | 4939 | 5431 | 4015 | 4543 |
| Contrasting Upholstery |       |         |      |      |      |      |      |      |      |      |      |      |      |
| Primary                | 1.50  | 2775    | 2849 | 2910 | 2970 | 3062 | 3155 | 3288 | 3425 | 3587 | 3771 | 3240 | 3438 |
| Accent                 | 2.50  | 0       | 122  | 225  | 325  | 477  | 632  | 855  | 1082 | 1352 | 1660 | 775  | 1105 |

| Item          | Model No.   | Chair Width  | Chair Depth | Chair Height | Seat Width | Seat Depth | Seat Height | Arm Height | Ship Wt | Cubic Ft |
|---------------|-------------|--------------|-------------|--------------|------------|------------|-------------|------------|---------|----------|
| SETTEE, 1 ARM | <b>Left</b> | <b>Right</b> |             |              |            |            |             |            |         |          |
|               | 3792L       | 3792R        | 47½         | 27¾          | 32½        | 44         | 19          | 18¾        | 26½     | 110 46.0 |



Shown as Left


**Description**

- Standard with: Left Or Right Arm, Wood Legs and Ganging Hardware
- Available with Contrasting Upholsteries
- Available with Contrasting Legs, Tablet Arm and Arm Cap
- Available with Optional Tablet Arm for Arm or Armless Side
- Optional 44"W Bistro/Stadium Table Available with TFL (T) or HPL (P) Surface and TFL Backpanel or Veneer (W) or HPL (P) top with Veneer Backpanel
- Bistro/Stadium Table Surface and Backpanel May be Specified in Contrasting Colors; Must Specify Surface and Backpanel Color
- Optional Purse Hook Available when Bistro/Stadium Table is ordered; [See Details](#)
- Additional Options: Chrome or Powder Coated Leg ([Color Options](#)), Arm Caps ([See Options](#)), Tablet Arms ([See Options](#)), Bistro/Stadium Table ([See Options](#)), and Power ([See Locations](#))

Must Specify (in this order):

Model #  
 Primary Upholstery  
 Accent Upholstery  
 Tablet Arm/Color  
 Arm Cap/Color  
 Bistro/Stadium Table  
 Bistro/Stadium Table Backpanel Material/Color  
 Bistro/Stadium Table Worksurface Material/ Color  
 Bistro/Stadium Table Leg Color  
 Leg/Color  
 Power

| List Price/Grade       | Yards | COM/1   | 2    | 3    | 4    | 5    | 6    | 7    | 8    | 9    | 10   | L1   | L2   |
|------------------------|-------|---------|------|------|------|------|------|------|------|------|------|------|------|
| Single Upholstery      | 5.75  | \$ 3709 | 3991 | 4227 | 4457 | 4807 | 5164 | 5676 | 6199 | 6820 | 7527 | 5492 | 6251 |
| Contrasting Upholstery |       |         |      |      |      |      |      |      |      |      |      |      |      |
| Primary                | 2.25  | 3709    | 3819 | 3912 | 4002 | 4139 | 4278 | 4479 | 4683 | 4926 | 5203 | 4407 | 4704 |
| Accent                 | 3.50  | 0       | 172  | 315  | 455  | 668  | 886  | 1197 | 1516 | 1894 | 2324 | 1085 | 1547 |

**SOFA, 1 ARM**

Shown as Left

|             |              |     |     |     |    |    |     |     |     |      |  |  |  |
|-------------|--------------|-----|-----|-----|----|----|-----|-----|-----|------|--|--|--|
| <b>Left</b> | <b>Right</b> |     |     |     |    |    |     |     |     |      |  |  |  |
| 3793L       | 3793R        | 69½ | 27¾ | 32½ | 66 | 19 | 18¾ | 26½ | 135 | 61.0 |  |  |  |

**Description**

- Standard with: Left Or Right Arm, Wood Legs and Ganging Hardware
- Available with Contrasting Upholsteries
- Available with Contrasting Legs, Tablet Arm and Arm Cap
- Available with Optional Tablet Arm for Arm or Armless Side
- Optional 66"W Bistro/Stadium Table Available with TFL (T) or HPL (P) Surface and TFL Backpanel or Veneer (W) or HPL (P) top with Veneer Backpanel
- Bistro/Stadium Table Surface and Backpanel May be Specified in Contrasting Colors; Must Specify Surface and Backpanel Color
- Optional Purse Hook Available when Bistro/Stadium Table is ordered; [See Details](#)
- Additional Options: Chrome or Powder Coated Leg ([Color Options](#)), Arm Caps ([See Options](#)), Tablet Arms ([See Options](#)), Bistro/Stadium Table ([See Options](#)), and Power ([See Locations](#))


Must Specify (in this order):

Model #  
 Primary Upholstery  
 Accent Upholstery  
 Tablet Arm/Color  
 Arm Cap/Color  
 Bistro/Stadium Table  
 Bistro/Stadium Table Backpanel Material/Color  
 Bistro/Stadium Table Worksurface Material/ Color  
 Bistro/Stadium Table Leg Color  
 Leg/Color  
 Power

| List Price/Grade       | Yards | COM/1   | 2    | 3    | 4    | 5    | 6    | 7    | 8    | 9    | 10   | L1   | L2   |
|------------------------|-------|---------|------|------|------|------|------|------|------|------|------|------|------|
| Single Upholstery      | 7.25  | \$ 4928 | 5283 | 5581 | 5871 | 6313 | 6762 | 7408 | 8067 | 8850 | 9742 | 7176 | 8133 |
| Contrasting Upholstery |       |         |      |      |      |      |      |      |      |      |      |      |      |
| Primary                | 3.25  | 4928    | 5087 | 5221 | 5351 | 5549 | 5750 | 6040 | 6335 | 6686 | 7086 | 5936 | 6365 |
| Accent                 | 4.00  | 0       | 196  | 360  | 520  | 764  | 1012 | 1368 | 1732 | 2164 | 2656 | 1240 | 1768 |

For ordering options, [see overview at the beginning of this section.](#)

| Item                | Model No. | Chair Width | Chair Depth | Chair Height | Seat Width | Seat Depth | Seat Height | Arm Height | Ship Wt | Cubic Ft |
|---------------------|-----------|-------------|-------------|--------------|------------|------------|-------------|------------|---------|----------|
| CLUB CHAIR, ARMLESS | 379N      | 22½         | 27¾         | 32½          | 22         | 19         | 18¾         | N/A        | 57      | 25.0     |



Must Specify (in this order):

Model #  
Primary Upholstery  
Accent Upholstery  
Tablet Arm/Metal Attachment Color  
Tablet Arm Surface Material/Color  
Leg/Color  
Power

Description

- Standard with: Wood Legs and Ganging Hardware
- Available with Contrasting Upholsteries
- Additional Options: Chrome or Powder Coated Leg ([Color Options](#)), Tablet Arms ([See Options](#)), and Power ([See Locations](#))

| List Price/Grade       | Yards | COM/1   | 2    | 3    | 4    | 5    | 6    | 7    | 8    | 9    | 10   | L1   | L2   |
|------------------------|-------|---------|------|------|------|------|------|------|------|------|------|------|------|
| Single Upholstery      | 3.25  | \$ 2403 | 2562 | 2696 | 2826 | 3024 | 3225 | 3515 | 3810 | 4161 | 4561 | 3411 | 3840 |
| Contrasting Upholstery |       |         |      |      |      |      |      |      |      |      |      |      |      |
| Primary                | 1.50  | 2403    | 2477 | 2538 | 2598 | 2690 | 2783 | 2916 | 3053 | 3215 | 3399 | 2868 | 3066 |
| Accent                 | 1.75  | 0       | 85   | 158  | 228  | 334  | 442  | 599  | 757  | 946  | 1162 | 543  | 774  |

|                           |       |     |     |     |    |    |     |     |    |      |
|---------------------------|-------|-----|-----|-----|----|----|-----|-----|----|------|
| CLUB CHAIR ARMLESS SWIVEL | 379NS | 22½ | 27¾ | 32½ | 22 | 19 | 18¾ | N/A | 63 | 23.0 |
|---------------------------|-------|-----|-----|-----|----|----|-----|-----|----|------|



Must Specify (in this order):


Model #  
Primary Upholstery  
Accent Upholstery  
Tablet Arm/Metal Attachment Color  
Tablet Arm Surface Material/Color

Description

- Standard with: Auto Return and a Polished Aluminum Base
- Available with Contrasting Upholsteries
- Additional Options: Tablet Arm ([See Options](#))

| List Price/Grade       | Yards | COM/1   | 2    | 3    | 4    | 5    | 6    | 7    | 8    | 9    | 10   | L1   | L2   |
|------------------------|-------|---------|------|------|------|------|------|------|------|------|------|------|------|
| Single Upholstery      | 3.25  | \$ 2527 | 2686 | 2820 | 2950 | 3148 | 3349 | 3639 | 3934 | 4285 | 4685 | 3535 | 3964 |
| Contrasting Upholstery |       |         |      |      |      |      |      |      |      |      |      |      |      |
| Primary                | 1.50  | 2527    | 2601 | 2662 | 2722 | 2814 | 2907 | 3040 | 3177 | 3339 | 3523 | 2992 | 3190 |
| Accent                 | 1.75  | 0       | 85   | 158  | 228  | 334  | 442  | 599  | 757  | 946  | 1162 | 543  | 774  |

|                 |       |     |     |     |    |    |     |     |    |      |
|-----------------|-------|-----|-----|-----|----|----|-----|-----|----|------|
| SETTEE, ARMLESS | 3792N | 44½ | 27¾ | 32½ | 44 | 19 | 18¾ | N/A | 93 | 45.0 |
|-----------------|-------|-----|-----|-----|----|----|-----|-----|----|------|



Shown with Power Option,  
Left Port

Description

- Standard with: Wood Legs and Ganging Hardware
- Available with Contrasting Upholsteries
- Optional 44"W Bistro/Stadium Table Available with TFL (T) or HPL (P) Surface and TFL Backpanel or Veneer (W) or HPL (P) top with Veneer Backpanel
- Bistro/Stadium Table Surface and Backpanel May be Specified in Contrasting Colors; Must Specify Surface and Backpanel Color
- Optional Purse Hook Available when Bistro/Stadium Table is ordered; [See Details](#)
- Additional Options: Chrome or Powder Coated Leg ([Color Options](#)), Tablet Arms ([See Options](#)), Bistro/Stadium Table ([See Options](#)), and Power ([See Locations](#))

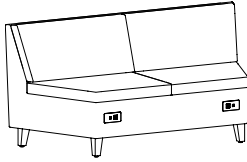
| List Price/Grade       | Yards | COM/1   | 2    | 3    | 4    | 5    | 6    | 7    | 8    | 9    | 10   | L1   | L2   |
|------------------------|-------|---------|------|------|------|------|------|------|------|------|------|------|------|
| Single Upholstery      | 4.75  | \$ 3151 | 3384 | 3579 | 3769 | 4058 | 4353 | 4776 | 5208 | 5721 | 6305 | 4624 | 5251 |
| Contrasting Upholstery |       |         |      |      |      |      |      |      |      |      |      |      |      |
| Primary                | 2.25  | 3151    | 3261 | 3354 | 3444 | 3581 | 3720 | 3921 | 4125 | 4368 | 4645 | 3849 | 4146 |
| Accent                 | 2.50  | 0       | 123  | 225  | 325  | 477  | 633  | 855  | 1083 | 1353 | 1660 | 775  | 1105 |

Must Specify (in this order):

Model #  
Primary Upholstery  
Accent Upholstery  
Tablet Arm/Metal Attachment Color  
Tablet Arm Surface Material/Color  
Bistro/Stadium Table  
Bistro/Stadium Table Backpanel Material/Color  
Bistro/Stadium Table Worksurface Material/ Color  
Bistro/Stadium Table Leg Color  
Leg/Color  
Power

For ordering options, [see overview at the beginning of this section.](#)

| Item              | Model No. | Chair Width | Chair Depth | Chair Height | Seat Width | Seat Depth | Seat Height | Arm Height | Ship Wt | Cubic Ft |
|-------------------|-----------|-------------|-------------|--------------|------------|------------|-------------|------------|---------|----------|
| 45° ANGLED SETTEE | 3792-45C  | 45-68       | 27½         | 31¼          | 45-61      | 31         | 18¾         | N/A        | 200     | 75.0     |



Shown with Power Option;  
Front Left and Right Port

### Description


- Standard with: Wood Legs and Ganging Hardware
- Overall Dimension Range is 45"W in Front and 68"W in Back; Seat Dimension Range is 45"W in the Front and 61"W on Back of the Seat
- May be Ganged with Additional 3792-45C Units
- Available with Contrasting Upholsteries
- Optional 66"W Bistro/Stadium Table Available with TFL (T) or HPL (P) Surface and TFL Backpanel or Veneer (W) or HPL (P) top with Veneer Backpanel
- Bistro/Stadium Table Surface and Backpanel May be Specified in Contrasting Colors; Must Specify Surface and Backpanel Color
- Optional Purse Hook Available when Bistro/Stadium Table is ordered; [See Details](#)
- Additional Options: Chrome or Powder Coated Leg ([Color Options](#)), Tablet Arms ([See Options](#)), Bistro/Stadium Table ([See Options](#)), and Power ([See Locations](#))

### Must Specify (in this order):

Model #  
Primary Upholstery  
Accent Upholstery  
Tablet Arm/Metal Attachment Color  
Tablet Arm Surface Material/Color  
Bistro/Stadium Table  
Bistro/Stadium Table Backpanel Material/Color  
Bistro/Stadium Table Worksurface Material/ Color  
Bistro/Stadium Table Leg Color  
Leg/Color  
Power

| List Price/Grade       | Yards | COM/1   | 2    | 3    | 4    | 5    | 6    | 7    | 8    | 9    | 10   | L1   | L2   |
|------------------------|-------|---------|------|------|------|------|------|------|------|------|------|------|------|
| Single Upholstery      | 7.00  | \$ 4060 | 4403 | 4690 | 4970 | 5397 | 5831 | 6454 | 7091 | 7847 | 8708 | 6230 | 7154 |
| Contrasting Upholstery |       |         |      |      |      |      |      |      |      |      |      |      |      |
| Primary                | 3.25  | 4060    | 4219 | 4353 | 4483 | 4681 | 4882 | 5172 | 5467 | 5818 | 6218 | 5068 | 5497 |
| Accent                 | 3.75  | 0       | 184  | 337  | 487  | 716  | 949  | 1282 | 1624 | 2029 | 2490 | 1162 | 1657 |

|               |       |     |     |     |    |    |     |     |     |      |
|---------------|-------|-----|-----|-----|----|----|-----|-----|-----|------|
| SOFA, ARMLESS | 3793N | 66½ | 27¾ | 32½ | 66 | 19 | 18¾ | N/A | 123 | 45.0 |
|---------------|-------|-----|-----|-----|----|----|-----|-----|-----|------|



### Description

- Standard with: Wood Legs and Ganging Hardware
- Available with Contrasting Upholsteries
- Optional 66"W Bistro/Stadium Table Available with TFL (T) or HPL (P) Surface and TFL Backpanel or Veneer (W) or HPL (P) top with Veneer Backpanel
- Bistro/Stadium Table Surface and Backpanel May be Specified in Contrasting Colors; Must Specify Surface and Backpanel Color
- Optional Purse Hook Available when Bistro/Stadium Table is ordered; [See Details](#)
- Additional Options: Chrome or Powder Coated Leg ([Color Options](#)), Tablet Arms ([See Options](#)), Bistro/Stadium Table ([See Options](#)), and Power ([See Locations](#))


### Must Specify (in this order):

Model #  
Primary Upholstery  
Accent Upholstery  
Tablet Arm/Metal Attachment Color  
Tablet Arm Surface Material/Color  
Bistro/Stadium Table  
Bistro/Stadium Table Backpanel Material/Color  
Bistro/Stadium Table Worksurface Material/ Color  
Bistro/Stadium Table Leg Color  
Leg/Color  
Power

| List Price/Grade       | Yards | COM/1   | 2    | 3    | 4    | 5    | 6    | 7    | 8    | 9    | 10   | L1   | L2   |
|------------------------|-------|---------|------|------|------|------|------|------|------|------|------|------|------|
| Single Upholstery      | 6.25  | \$ 4529 | 4835 | 5092 | 5342 | 5723 | 6110 | 6667 | 7235 | 7910 | 8679 | 6467 | 7292 |
| Contrasting Upholstery |       |         |      |      |      |      |      |      |      |      |      |      |      |
| Primary                | 3.25  | 4529    | 4688 | 4822 | 4952 | 5150 | 5351 | 5641 | 5936 | 6287 | 6687 | 5537 | 5966 |
| Accent                 | 3.00  | 0       | 147  | 270  | 390  | 573  | 759  | 1026 | 1299 | 1623 | 1992 | 930  | 1326 |

For ordering options, [see overview at the beginning of this section.](#)

| Item        | Model No. | Chair Width | Chair Depth | Chair Height | Seat Width | Seat Depth | Seat Height | Arm Height | Ship Wt | Cubic Ft |
|-------------|-----------|-------------|-------------|--------------|------------|------------|-------------|------------|---------|----------|
| CORNER UNIT | 379-90C   | 27¾         | 27¾         | 32½          | 19         | 19         | 18¾         | N/A        | 79      | 25.0     |



Must Specify (in this order):

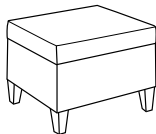
Model #  
Primary Upholstery  
Accent Upholstery  
Leg/Color

Description

- Standard with: Wood Legs and Ganging Hardware
- Available with Contrasting Upholsteries
- Optional Chrome or Powder Coated Leg ([Color Options](#))

| List Price/Grade       | Yards | COM/1   | 2    | 3    | 4    | 5    | 6    | 7    | 8    | 9    | 10   | L1   | L2   |
|------------------------|-------|---------|------|------|------|------|------|------|------|------|------|------|------|
| Single Upholstery      | 4.75  | \$ 2791 | 3024 | 3219 | 3409 | 3698 | 3993 | 4416 | 4848 | 5361 | 5945 | 4264 | 4891 |
| Contrasting Upholstery |       |         |      |      |      |      |      |      |      |      |      |      |      |
| Primary                | 2.25  | 2791    | 2901 | 2994 | 3084 | 3221 | 3360 | 3561 | 3765 | 4008 | 4285 | 3489 | 3786 |
| Accent                 | 2.50  | 0       | 123  | 225  | 325  | 477  | 633  | 855  | 1083 | 1353 | 1660 | 775  | 1105 |

|              |       |     |     |     |     |     |     |     |    |      |
|--------------|-------|-----|-----|-----|-----|-----|-----|-----|----|------|
| SINGLE BENCH | 378SB | 22¼ | 26½ | 18¾ | 22¼ | 22¼ | 18¾ | N/A | 41 | 12.0 |
|--------------|-------|-----|-----|-----|-----|-----|-----|-----|----|------|



Must Specify (in this order):

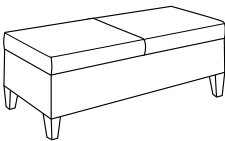
Model #  
Primary Upholstery  
Accent Upholstery  
Leg/Color

Description

- Standard with: Wood Legs and Ganging Hardware
- Available with Contrasting Upholsteries
- Options: Chrome or Powder Coated Leg ([Color Options](#))

| List Price/Grade       | Yards | COM/1   | 2    | 3    | 4    | 5    | 6    | 7    | 8    | 9    | 10   | L1   | L2   |
|------------------------|-------|---------|------|------|------|------|------|------|------|------|------|------|------|
| Single Upholstery      | 2.00  | \$ 1881 | 1979 | 2061 | 2141 | 2263 | 2387 | 2565 | 2747 | 2963 | 3209 | 2501 | 2765 |
| Contrasting Upholstery |       |         |      |      |      |      |      |      |      |      |      |      |      |
| Primary                | 1.25  | 1881    | 1942 | 1994 | 2044 | 2120 | 2197 | 2309 | 2422 | 2557 | 2711 | 2269 | 2434 |
| Accent                 | 0.75  | 0       | 37   | 67   | 97   | 143  | 190  | 256  | 325  | 406  | 498  | 232  | 331  |

|              |        |     |     |     |     |     |     |     |    |      |
|--------------|--------|-----|-----|-----|-----|-----|-----|-----|----|------|
| DOUBLE BENCH | 3782DB | 44¼ | 26½ | 18¾ | 44½ | 22¼ | 18¾ | N/A | 82 | 24.0 |
|--------------|--------|-----|-----|-----|-----|-----|-----|-----|----|------|



Must Specify (in this order):

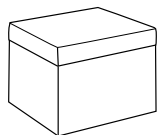
Model #  
Primary Upholstery  
Accent Upholstery  
Leg/Color

Description

- Standard with: Wood Legs and Ganging Hardware
- Available with Contrasting Upholsteries
- Options: Chrome or Powder Coated Leg ([Color Options](#))

| List Price/Grade       | Yards | COM/1   | 2    | 3    | 4    | 5    | 6    | 7    | 8    | 9    | 10   | L1   | L2   |
|------------------------|-------|---------|------|------|------|------|------|------|------|------|------|------|------|
| Single Upholstery      | 2.75  | \$ 2712 | 2847 | 2960 | 3070 | 3237 | 3408 | 3653 | 3903 | 4200 | 4538 | 3565 | 3928 |
| Contrasting Upholstery |       |         |      |      |      |      |      |      |      |      |      |      |      |
| Primary                | 1.50  | 2712    | 2786 | 2847 | 2907 | 2999 | 3092 | 3225 | 3362 | 3524 | 3708 | 3177 | 3375 |
| Accent                 | 1.25  | 0       | 61   | 113  | 163  | 238  | 316  | 428  | 541  | 676  | 830  | 388  | 553  |

| Item           | Model No. | Chair Width | Chair Depth | Chair Height | Seat Width | Seat Depth | Seat Height | Arm Height | Ship Wt | Cubic Ft |
|----------------|-----------|-------------|-------------|--------------|------------|------------|-------------|------------|---------|----------|
| SINGLE OTTOMAN | 379SO     | 22¼         | 22¼         | 18¾          | 22¼        | 22¼        | 18¾         | N/A        | 50      | 12.0     |



Must Specify (in this order):

Model #  
Primary Upholstery  
Accent Upholstery  
Casters

#### Description

- Standard with: Poly Glides
- Available with Contrasting Upholsteries
- Optional Black Carpet Casters

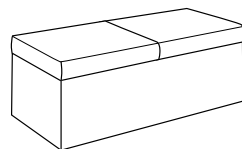
| List Price/Grade       | Yards | COM/1   | 2    | 3    | 4    | 5    | 6    | 7    | 8    | 9    | 10   | L1   | L2   |
|------------------------|-------|---------|------|------|------|------|------|------|------|------|------|------|------|
| Single Upholstery      | 2.50  | \$ 1180 | 1303 | 1405 | 1505 | 1658 | 1813 | 2035 | 2263 | 2533 | 2840 | 1955 | 2285 |
| Contrasting Upholstery |       |         |      |      |      |      |      |      |      |      |      |      |      |
| Primary                | 1.00  | 1180    | 1229 | 1270 | 1310 | 1371 | 1433 | 1522 | 1613 | 1721 | 1844 | 1490 | 1622 |
| Accent                 | 1.50  | 0       | 74   | 135  | 195  | 287  | 380  | 513  | 650  | 812  | 996  | 465  | 663  |

#### Optional Casters: Specify & Add



|     |                      |    |     |
|-----|----------------------|----|-----|
| BCC | Black Carpet Casters | \$ | N/C |
|-----|----------------------|----|-----|

|                |        |     |     |     |     |     |     |     |     |      |
|----------------|--------|-----|-----|-----|-----|-----|-----|-----|-----|------|
| DOUBLE OTTOMAN | 3792DO | 44¼ | 26½ | 18¾ | 44¼ | 22¼ | 18¾ | N/A | 127 | 35.0 |
|----------------|--------|-----|-----|-----|-----|-----|-----|-----|-----|------|



Must Specify (in this order):

Model #  
Primary Upholstery  
Accent Upholstery  
Overlay Table/Color  
Casters

#### Description

- Standard with: Poly Glides
- Optional Overlay Table in TFL or Veneer
- Available with Contrasting Upholsteries
- Optional Black Carpet Casters

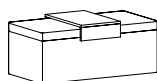
| List Price/Grade  | Yards | COM/1   | 2    | 3    | 4    | 5    | 6    | 7    | 8    | 9    | 10   | L1   | L2   |
|-------------------|-------|---------|------|------|------|------|------|------|------|------|------|------|------|
| Single Upholstery | 3.50  | \$ 1989 | 2161 | 2304 | 2444 | 2658 | 2875 | 3186 | 3505 | 3883 | 4313 | 3074 | 3536 |
| Dual Upholstery   |       |         |      |      |      |      |      |      |      |      |      |      |      |
| Primary           | 1.50  | 1989    | 2063 | 2124 | 2184 | 2276 | 2369 | 2502 | 2639 | 2801 | 2985 | 2454 | 2652 |
| Accent            | 2.00  | 0       | 98   | 180  | 260  | 382  | 506  | 684  | 866  | 1082 | 1328 | 620  | 884  |

#### Optional Casters: Specify & Add



|     |                      |    |     |
|-----|----------------------|----|-----|
| BCC | Black Carpet Casters | \$ | N/C |
|-----|----------------------|----|-----|

#### Optional Overlay Table: Specify Code, Finish & Add



|      |               |        |     |     |
|------|---------------|--------|-----|-----|
| OTBL | Overlay Table | TFL    | T\$ | 528 |
|      |               | Veneer | W\$ | 569 |

| Item                                | Model No. | W | D  | H  | List Price |
|-------------------------------------|-----------|---|----|----|------------|
| PURSE HOOK FOR BISTRO/STADIUM TABLE | 01-HOOK   | 2 | 1¾ | 2⅝ | \$ 74      |

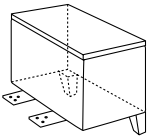


#### Description

- Black Hook Includes Mounting Hardware
- For Use with Bistro/Stadium Table Option
- Field Installed

For ordering options, [see overview at the beginning of this section.](#)

| Item                           | Model No.   | W  | D   | H   | Ship Wt | Cubic Ft | List Price |
|--------------------------------|-------------|----|-----|-----|---------|----------|------------|
| GANGING END TABLE<br>WITH LEGS | 378-1626EGT | 16 | 26½ | 15½ | 42      | 9.0      | T\$ 870    |
|                                |             |    |     |     |         |          | W\$ 965    |
|                                |             |    |     |     |         |          | S\$ 1617   |
|                                | 378-2226EGT | 22 | 26½ | 15½ | 48      | 10.0     | T\$ 894    |
|                                |             |    |     |     |         |          | W\$ 1088   |
|                                |             |    |     |     |         |          | S\$ 1902   |



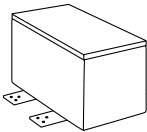
Must Specify (in this order):  
Model #  
Surface Material  
Finish/Color  
Upholstery  
Leg/Color  
Power

Description

- Standard with: Upholstered Chassis, Two Wood Legs, and Ganging Hardware
- Top Features Square Edge Profile with TFL and Veneer Top; Straight Edge Profile with Solid Surface Top
- Choose TFL (T), Veneer (W), or Solid Surface (S) Top
- Available with Contrasting Top and Legs
- Add Upholstery Grade Pricing to Top Material Price
- Optional Chrome or Powder Coated Leg ([Color Options](#)) and Power ([See Locations](#))

| Add List Price/Grade | Yards | COM/1 | 2  | 3  | 4   | 5   | 6   | 7   | 8   | 9   | 10  | L1  | L2  |
|----------------------|-------|-------|----|----|-----|-----|-----|-----|-----|-----|-----|-----|-----|
| Single Upholstery    | 1.00  | \$ 0  | 49 | 90 | 130 | 191 | 253 | 342 | 433 | 541 | 664 | 310 | 442 |

|                   |            |    |     |     |    |     |          |
|-------------------|------------|----|-----|-----|----|-----|----------|
| GANGING END TABLE | 378-1626GT | 16 | 26½ | 10½ | 42 | 9.0 | T\$ 705  |
|                   |            |    |     |     |    |     | W\$ 798  |
|                   |            |    |     |     |    |     | S\$ 1454 |



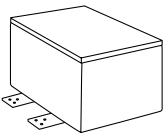
Must Specify (in this order):  
Model #  
Surface Material  
Finish/Color  
Upholstery  
Power

Description

- Standard with: Upholstered Chassis and Ganging Hardware
- Top Features Square Edge Profile with TFL and Veneer Top; Straight Edge Profile with Solid Surface Top
- Choose TFL (T), Veneer (W), or Solid Surface (S) Top
- Add Upholstery Grade Pricing to Top Material Price
- Optional Power ([See Locations](#))

| Add List Price/Grade | Yards | COM/1 | 2  | 3  | 4   | 5   | 6   | 7   | 8   | 9   | 10  | L1  | L2  |
|----------------------|-------|-------|----|----|-----|-----|-----|-----|-----|-----|-----|-----|-----|
| Single Upholstery    | 1.00  | \$ 0  | 49 | 90 | 130 | 191 | 253 | 342 | 433 | 541 | 664 | 310 | 442 |

|                    |            |    |     |     |    |      |          |
|--------------------|------------|----|-----|-----|----|------|----------|
| GANGING LAMP TABLE | 378-2226GT | 22 | 26½ | 10½ | 48 | 10.0 | T\$ 745  |
|                    |            |    |     |     |    |      | W\$ 882  |
|                    |            |    |     |     |    |      | S\$ 1751 |



Must Specify (in this order):  
Model #  
Surface Material  
Finish/Color  
Upholstery  
Power

Description

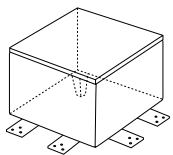
- Standard with: Upholstered Chassis and Ganging Hardware
- Top Features Square Edge Profile with TFL and Veneer Top; Straight Edge Profile with Solid Surface Top
- Choose TFL (T), Veneer (W), or Solid Surface (S) Top
- Add Upholstery Grade Pricing to Top Material Price
- Optional Power ([See Locations](#))

| Add List Price/Grade | Yards | COM/1 | 2  | 3  | 4   | 5   | 6   | 7   | 8   | 9   | 10  | L1  | L2  |
|----------------------|-------|-------|----|----|-----|-----|-----|-----|-----|-----|-----|-----|-----|
| Single Upholstery    | 1.00  | \$ 0  | 49 | 90 | 130 | 191 | 253 | 342 | 433 | 541 | 664 | 310 | 442 |

T = TFL    W = Veneer    S = Solid Surface

For ordering options, [see overview at the beginning of this section.](#)

| Item                                  | Model No.   | W   | D   | H   | Ship Wt | Cubic Ft | List Price |      |
|---------------------------------------|-------------|-----|-----|-----|---------|----------|------------|------|
| GANGING 90° CORNER TABLE WITH ONE LEG | 378-9026CGT | 26½ | 26½ | 15½ | 57      | 11.0     | T\$        | 983  |
|                                       |             |     |     |     |         |          | W\$        | 1128 |
|                                       |             |     |     |     |         |          | S\$        | 2098 |



Must Specify (in this order):

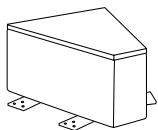
Model #  
Surface Material  
Finish/Color  
Upholstery  
Leg/Color  
Power

### Description

- Standard with: Upholstered Chassis, One Wood Leg, and Ganging Hardware
- Top Features Square Edge Profile with TFL and Veneer Top; Straight Edge Profile with Solid Surface Top
- Choose TFL (T), Veneer (W), or Solid Surface (S) Top
- Available with Contrasting Top and Legs
- Add Upholstery Grade Pricing to Top Material Price
- Optional Chrome or Powder Coated Leg ([Color Options](#)) and Power ([See Locations](#))

| Add List Price/Grade | Yards | COM/1 | 2  | 3  | 4   | 5   | 6   | 7   | 8   | 9   | 10  | L1  | L2  |
|----------------------|-------|-------|----|----|-----|-----|-----|-----|-----|-----|-----|-----|-----|
| Single Upholstery    | 1.00  | \$ 0  | 49 | 90 | 130 | 191 | 253 | 342 | 433 | 541 | 664 | 310 | 442 |

|                          |             |                                     |                                |     |    |      |     |      |
|--------------------------|-------------|-------------------------------------|--------------------------------|-----|----|------|-----|------|
| GANGING 45° CORNER TABLE | 378-4526CGT | 10-24 <sup>13</sup> / <sub>16</sub> | 27 <sup>7</sup> / <sub>8</sub> | 10½ | 46 | 11.0 | T\$ | 905  |
|                          |             |                                     |                                |     |    |      | W\$ | 1093 |
|                          |             |                                     |                                |     |    |      | S\$ | 2076 |



Must Specify (in this order):

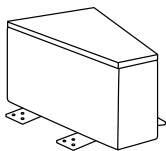
Model #  
Surface Material  
Finish/Color  
Upholstery  
Power

### Description

- Standard with: Upholstered Chassis and Ganging Hardware
- Top Features Square Edge Profile with TFL and Veneer Top; Straight Edge Profile with Solid Surface Top
- Choose TFL (T), Veneer (W), or Solid Surface (S) Top
- Add Upholstery Grade Pricing to Top Material Price
- Optional Power ([See Locations](#))

| Add List Price/Grade | Yards | COM/1 | 2  | 3  | 4   | 5   | 6   | 7   | 8   | 9   | 10  | L1  | L2  |
|----------------------|-------|-------|----|----|-----|-----|-----|-----|-----|-----|-----|-----|-----|
| Single Upholstery    | 1.00  | \$ 0  | 49 | 90 | 130 | 191 | 253 | 342 | 433 | 541 | 664 | 310 | 442 |

|                            |             |                                    |                                |     |    |      |     |      |
|----------------------------|-------------|------------------------------------|--------------------------------|-----|----|------|-----|------|
| GANGING 22.5° CORNER TABLE | 378-2226CGT | 10-20 <sup>3</sup> / <sub>32</sub> | 25 <sup>3</sup> / <sub>8</sub> | 10½ | 48 | 10.0 | T\$ | 836  |
|                            |             |                                    |                                |     |    |      | W\$ | 943  |
|                            |             |                                    |                                |     |    |      | S\$ | 1733 |



Must Specify (in this order):

Model #  
Surface Material  
Finish/Color  
Upholstery  
Power

### Description

- Standard with: Upholstered Chassis and Ganging Hardware
- Top Features Square Edge Profile with TFL and Veneer Top; Straight Edge Profile with Solid Surface Top
- Choose TFL (T), Veneer (W), or Solid Surface (S) Top
- Add Upholstery Grade Pricing to Top Material Price
- Optional Power ([See Locations](#))

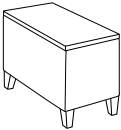
| Add List Price/Grade | Yards | COM/1 | 2  | 3  | 4   | 5   | 6   | 7   | 8   | 9   | 10  | L1  | L2  |
|----------------------|-------|-------|----|----|-----|-----|-----|-----|-----|-----|-----|-----|-----|
| Single Upholstery    | 0.75  | \$ 0  | 49 | 90 | 130 | 191 | 253 | 342 | 433 | 541 | 664 | 310 | 442 |

T = TFL W = Veneer S = Solid Surface

For ordering options, [see overview at the beginning of this section.](#)



| Item      | Model No.  | W  | D   | H   | Ship Wt | Cubic Ft | List Price |      |
|-----------|------------|----|-----|-----|---------|----------|------------|------|
| END TABLE | 378-1626ET | 16 | 26½ | 15½ | 42      | 11.0     | T\$        | 899  |
|           |            |    |     |     |         |          | W\$        | 1001 |
|           |            |    |     |     |         |          | S\$        | 1647 |



Must Specify (in this order):

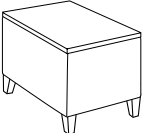
Model #  
Surface Material  
Finish/Color  
Upholstery  
Leg/Color  
Power

Description

- Standard with: Upholstered Chassis and Wood Legs
- Top Features Square Edge Profile with TFL and Veneer Top; Straight Edge Profile with Solid Surface Top
- Choose TFL (T), Veneer (W), or Solid Surface (S) Top
- Available with Contrasting Top and Legs
- Add Upholstery Grade Pricing to Top Material Price
- Optional Chrome or Powder Coated Leg ([Color Options](#)) and Power ([See Locations](#))

| Add List Price/Grade | Yards | COM/1 | 2  | 3  | 4   | 5   | 6   | 7   | 8   | 9   | 10  | L1  | L2  |
|----------------------|-------|-------|----|----|-----|-----|-----|-----|-----|-----|-----|-----|-----|
| Single Upholstery    | 1.00  | \$ 0  | 49 | 90 | 130 | 191 | 253 | 342 | 433 | 541 | 664 | 310 | 442 |

|            |            |    |     |     |      |      |     |      |
|------------|------------|----|-----|-----|------|------|-----|------|
| LAMP TABLE | 378-2226ET | 22 | 26½ | 15½ | 48.0 | 12.0 | T\$ | 943  |
|            |            |    |     |     |      |      | W\$ | 1158 |
|            |            |    |     |     |      |      | S\$ | 1950 |



Must Specify (in this order):

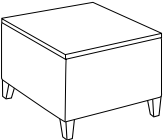
Model #  
Surface Material  
Finish/Color  
Upholstery  
Leg/Color  
Power

Description

- Standard with: Upholstered Chassis and Wood Legs
- Top Features Square Edge Profile with TFL and Veneer Top; Straight Edge Profile with Solid Surface Top
- Choose TFL (T), Veneer (W), or Solid Surface (S) Top
- Available with Contrasting Top and Legs
- Add Upholstery Grade Pricing to Top Material Price
- Optional Chrome or Powder Coated Leg ([Color Options](#)) and Power ([See Locations](#))

| Add List Price/Grade | Yards | COM/1 | 2  | 3  | 4   | 5   | 6   | 7   | 8   | 9   | 10  | L1  | L2  |
|----------------------|-------|-------|----|----|-----|-----|-----|-----|-----|-----|-----|-----|-----|
| Single Upholstery    | 1.00  | \$ 0  | 49 | 90 | 130 | 191 | 253 | 342 | 433 | 541 | 664 | 310 | 442 |

|                |            |     |     |     |    |      |     |      |
|----------------|------------|-----|-----|-----|----|------|-----|------|
| MAGAZINE TABLE | 378-2626MT | 26½ | 26½ | 15½ | 57 | 13.0 | T\$ | 998  |
|                |            |     |     |     |    |      | W\$ | 1227 |
|                |            |     |     |     |    |      | S\$ | 2217 |



Must Specify (in this order):

Model #  
Surface Material  
Finish/Color  
Upholstery  
Leg/Color  
Power

Description

- Standard with: Upholstered Chassis and Ganging Hardware
- Top Features Square Edge Profile with TFL and Veneer Top; Straight Edge Profile with Solid Surface Top
- Choose TFL (T), Veneer (W), or Solid Surface (S) Top
- Available with Contrasting Top and Legs
- Add Upholstery Grade Pricing to Top Material Price
- Optional Chrome or Powder Coated Leg ([Color Options](#)) and Power ([See Locations](#))

| Add List Price/Grade | Yards | COM/1 | 2  | 3  | 4   | 5   | 6   | 7   | 8   | 9   | 10  | L1  | L2  |
|----------------------|-------|-------|----|----|-----|-----|-----|-----|-----|-----|-----|-----|-----|
| Single Upholstery    | 1.00  | \$ 0  | 49 | 90 | 130 | 191 | 253 | 342 | 433 | 541 | 664 | 310 | 442 |

T = TFL    W = Veneer    S = Solid Surface

For ordering options, [see overview at the beginning of this section.](#)



The Joy family of seating is both stylish and highly adjustable. Choose from task chairs or stools, mesh or upholstered backs, six arm or armless styles. Find the perfect fit with a back height adjustment, lumbar support, seat slider, and standard or synchro-tilt controls. Joy is rated for up to 400lbs, making this series the go-to for a diverse range of users, as well as a broad range of applications and styles.

### CONSTRUCTION

- Backs are formed with a steel tubular frame with black or white mesh or plywood fully upholstered
- Seats are manufactured of plywood with molded foam, 3" thick in the seat and 1" thick in upholstered backs
- Contoured seat with waterfall edge for ergonomic comfort
- Adjustable backs feature 5-position ratchet adjustment for personalization
- Lumbar adjustment features 4 positions
- Pneumatic lift for simple and easy seat height adjustment
- Synchro tilt control features back tilt, multi-angle and locking recline, tension control
- Seat slider is standard on upholstered back models and optional on mesh back models
- Black polyurethane arms with chrome accent, where applicable
- Black nylon or polished aluminum five star base
- Ships fully assembled
- Rated for up to 400lbs

### HOW TO ORDER EXAMPLES

#### MESH BACK TASK CHAIR

| Model No. | Description        | Example                   |
|-----------|--------------------|---------------------------|
| 853       | Mesh Back Color    | MBBL                      |
|           | Primary Upholstery | CF Stinson Nova Spotlight |
|           | Arm                | FBC1                      |
|           | Control            | SY                        |
|           | Base               | ALM BASE                  |
|           | Caster             | BHC                       |

#### UPHOLSTERED BACK TASK CHAIR

| Model No. | Description        | Example                   |
|-----------|--------------------|---------------------------|
| 853U      | Primary Upholstery | CF Stinson Nova Spotlight |
|           | Accent Upholstery  | UF Brisa Original Sand    |
|           | Arm                | FBC1                      |
|           | Base               | ALM BASE                  |
|           | Caster             | BHC                       |
|           | Stitch Detail      | STD (No)                  |
|           | Height Adj. Back   | HGT ADJ YES               |

### MESH BACK UPHOLSTERY OPTIONS

Our "Open Market" Joy Seating is available with a pre-selected black fabric or black vinyl.

The seats on all other Mesh Back Task Chairs and Stools are available in a wide variety of graded-in or contract options, including fabric, vinyl, and leather.

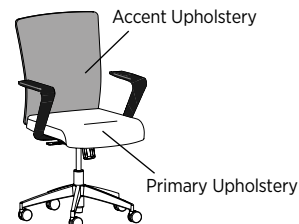
### UPHOLSTERED BACK UPHOLSTERY OPTIONS

Available in single or contrasting upholsteries in a wide variety of graded-in or contract options, including fabric, vinyl, and leather.

#### Single Upholstery



#### Contrasting Upholstery



### UPHOLSTERED BACK STITCH DETAIL

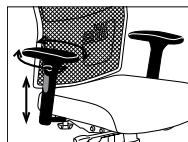
|            |                     |        |
|------------|---------------------|--------|
| STD        | No Stitch Detailing | Std    |
| STITCH YES | Stitch Detailing    | \$ N/C |

### UPHOLSTERED BACK HEIGHT ADJUSTMENT

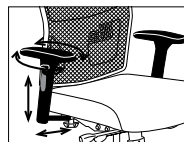
|             |                            |        |
|-------------|----------------------------|--------|
| STD         | No Height Adjustable Back  | Std    |
| HGT ADJ YES | 5-Position Adjustable Back | \$ 102 |

### ARM OPTIONS

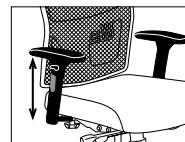
|        |   |    |     |
|--------|---|----|-----|
| ACT2   | Black Height Adjustable T with Sliding Pivot Pads                   | \$ | STD |
| FBC1   | Black Fixed Cantilever  | \$ | N/C |
| ACTF2  | Black/Chrome Height Adjustable T with Fixed Arm Pads                | \$ | N/C |
| ACTF2W | Black/Chrome Height and Width Adjustable T with Fixed Arm Pads      | \$ | 55  |
| ACT2W  | Black /Chrome Height and Width Adjustable T with Sliding Pivot Pads | \$ | 55  |



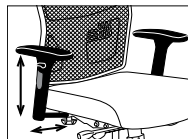
ACT2



ACT2W



ACTF2



ACTF2W



FBC1

**MESH BACK TASK CHAIR CONTROL OPTIONS**

|    |                                       |    |     |
|----|---------------------------------------|----|-----|
| SY | Swivel Synchro Tilt Control           |    | Std |
| SS | Synchro Tilt Control with Seat Slider | \$ | 31  |

**MESH BACK COLOR OPTIONS**

|      |                 |    |     |
|------|-----------------|----|-----|
| MBBL | Black Mesh Back | \$ | N/C |
| MBWH | White Mesh Back | \$ | N/C |

**BASE OPTIONS**

|          |  |    |     |
|----------|--|----|-----|
| BLK BASE | Black Fiberglass Reinforced Nylon Base |    | Std |
| ALM BASE | Polished Aluminum Base                 | \$ | 108 |

**CASTER OPTIONS**

|      |   |    |     |
|------|---|----|-----|
| BCC  | Black Dual Wheel Carpet Caster                      |    | Std |
| BHC  | Black Soft Caster for Hard Surfaces                 |    | N/C |
| BG   | Black Glides for All Surfaces                       |    | N/C |
| CHRC | Chrome-Rimmed Hard Surface Caster with Roll Control | \$ | Std |

**CERTIFICATIONS & COMPLIANCE**

- CAL 117-2013 Compliance
- Intertek Sustainability Certified
- BIFMA level®
- ANSI/BIFMA® Certified
- TSCA Title VI (CARB) Compliance
- US Green Building's LEED® Contribution



Mesh Back Armless  
850  
[\(See Details\)](#)



Mesh Back Armless  
851  
(Open Market)  
[\(See Details\)](#)



Upholstered Back  
Armless  
850U  
[\(See Details\)](#)



Mesh Back  
with Arm  
852  
(Open Market)  
[\(See Details\)](#)



Mesh Back  
with Arm  
853  
[\(See Details\)](#)



Upholstered  
Back with Arm  
853U  
[\(See Details\)](#)



Mesh Back  
Armless Stool  
854  
(Open Market)  
[\(See Details\)](#)



Mesh Back  
Armless Stool  
855  
[\(See Details\)](#)



Upholstered Back  
Armless Stool  
855U  
[\(See Details\)](#)



Mesh Back  
with Arm Stool  
856  
(Open Market)  
[\(See Details\)](#)



Mesh Back  
with Arm Stool  
857  
[\(See Details\)](#)



Upholstered  
Back with Arm Stool  
857U  
[\(See Details\)](#)

## TASK + SWIVEL SEATING (850 SERIES)

| Item  | Model No. | Chair Width | Chair Depth | Chair Height | Seat Width | Seat Depth | Seat Height | Arm Height | Ship Wt | Cubic Ft |
|---|-----------|-------------|-------------|--------------|------------|------------|-------------|------------|---------|----------|
| ARMLESS TASK CHAIR WITH PRE-CONFIGURED UPHOLSTERY | 851       | 20½         | 23          | 38½-43       | 20½        | 20         | 17-22       | -          | 46      | 26.4     |



Open Market Only

Must Specify (in this order):

Model #  
Mesh Back Color  
Fabric or Vinyl  
Control Option  
Base  
Casters

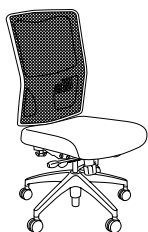
### Description

- Standard with: Synchro Tilt Control, Adjustable Back Height with Lumbar Support, Black Nylon Base, and Black Carpet Casters
- Rated For Users Up To 400lbs
- Specify Your Choice of [Mesh Back Color](#), See Below Black Fabric or Vinyl on Seat, [See Control Options](#), [Two Base Options](#), and [Four Caster Options](#)

### Open Market Seat Options:

|      |              |    |     |
|------|--------------|----|-----|
| SBFI | Black Fabric | \$ | 924 |
| SBVI | Black Vinyl  | \$ | 924 |

|                    |     |     |    |        |     |    |       |   |    |      |
|--------------------|-----|-----|----|--------|-----|----|-------|---|----|------|
| ARMLESS TASK CHAIR | 850 | 20½ | 23 | 38½-43 | 20½ | 20 | 17-22 | - | 46 | 26.4 |
|--------------------|-----|-----|----|--------|-----|----|-------|---|----|------|



Must Specify (in this order):

Model #  
Mesh Back Color  
Upholstery  
Control Option  
Base  
Casters

### Description

- Standard with: Synchro Tilt Control, Adjustable Back Height with Lumbar Support, Black Nylon Base, and Black Carpet Casters
- Rated For Users Up To 400lbs
- Specify Your Choice of Seat Upholstery, [Mesh Back Color](#), [See Control Options](#), [Two Base Options](#), and [Four Caster Options](#)

| List Price/Grade  | COM  | 1       | 2    | 3    | 4    | 5    | 6    | 7    | 8    | 9    | 10   | L1   | L2   |
|-------------------|------|---------|------|------|------|------|------|------|------|------|------|------|------|
| Single Upholstery | 1.00 | \$ 1236 | 1285 | 1326 | 1366 | 1427 | 1489 | 1578 | 1669 | 1777 | 1900 | 1546 | 1678 |

|  |      |     |    |        |     |    |       |   |    |      |
|--|------|-----|----|--------|-----|----|-------|---|----|------|
| ARMLESS TASK CHAIR WITH UPHOLSTERED BACK | 850U | 20½ | 23 | 38½-43 | 20½ | 20 | 17-22 | - | 44 | 26.4 |
|--|------|-----|----|--------|-----|----|-------|---|----|------|



Shown with Optional  
Back Stitch Detail

Must Specify (in this order):

Model #  
Primary Upholstery  
Accent Upholstery  
Base  
Casters  
Stitch Detail  
Adjustable Height Back

### Description

- Standard with: Synchro Tilt Control with Seat Slider, Black Nylon Base, and Black Carpet Casters
- Available with Contrasting Upholsteries
- Optional 4" Stitch Detailing on Back; 7" Down From Top of Back
- Rated For Users Up To 400lbs
- Specify Your Choice of Upholstery, [Two Base Options](#), [Four Caster Options](#), [See Stitch Detailing](#), and [Adjustable Height Back Options](#)

| List Price/Grade       | COM  | 1       | 2    | 3    | 4    | 5    | 6    | 7    | 8    | 9    | 10   | L1   | L2   |
|------------------------|------|---------|------|------|------|------|------|------|------|------|------|------|------|
| Single Upholstery      | 2.25 | \$ 1310 | 1420 | 1513 | 1603 | 1740 | 1879 | 2080 | 2284 | 2527 | 2804 | 2008 | 2305 |
| Contrasting Upholstery |      |         |      |      |      |      |      |      |      |      |      |      |      |
| Primary (Seat)         | 1.00 | \$ 1310 | 1359 | 1400 | 1440 | 1501 | 1563 | 1652 | 1743 | 1851 | 1974 | 1620 | 1752 |
| Accent (Back)          | 1.25 | \$ 0    | 61   | 113  | 163  | 239  | 316  | 428  | 541  | 676  | 830  | 388  | 553  |

For ordering options, [see overview at the beginning of this section.](#)

| Item   | Model No. | Chair Width | Chair Depth | Chair Height | Seat Width | Seat Depth | Seat Height | Arm Height | Ship Wt | Cubic Ft |
|--|-----------|-------------|-------------|--------------|------------|------------|-------------|------------|---------|----------|
| TASK CHAIR WITH ARM WITH PRE-CONFIGURED UPHOLSTERY | 852       | 25½         | 23          | 38½-43       | 20½        | 20         | 17-22       | 24½-27     | 46      | 26.4     |



Open Market Only

Must Specify (in this order):

Model #  
Mesh Back Color  
Fabric or Vinyl  
Arm  
Control Option  
Base  
Casters

Description

- Standard with: Synchro Tilt Control, Adjustable Back Height with Lumbar Support, Black Height Adjustable T Arms with Sliding Pivot Pads, Black Nylon Base, and Black Carpet Casters
- Rated For Users Up To 400lbs
- Specify Your Choice of [Mesh Back Color](#), See Below Black Fabric or Vinyl on Seat, [See Arm Options](#), [See Control Options](#), [Two Base Options](#), and [Four Caster Options](#)

Open Market Seat Options:

|      |              |    |      |
|------|--------------|----|------|
| SBFI | Black Fabric | \$ | 1091 |
| SBVI | Black Vinyl  | \$ | 1091 |

|                     |     |     |    |        |     |    |       |        |    |      |
|---------------------|-----|-----|----|--------|-----|----|-------|--------|----|------|
| TASK CHAIR WITH ARM | 853 | 25½ | 23 | 38½-43 | 20½ | 20 | 17-22 | 24½-27 | 46 | 26.4 |
|---------------------|-----|-----|----|--------|-----|----|-------|--------|----|------|



Must Specify (in this order):

Model #  
Mesh Back Color  
Upholstery  
Arm  
Control Option  
Base  
Casters

Description

- Standard with: Synchro Tilt Control, Adjustable Back Height with Lumbar Support, Black Height Adjustable T Arms with Sliding Pivot Pads, Black Nylon Base, and Black Carpet Casters
- Rated For Users Up To 400lbs
- Specify Your Choice of Seat Upholstery, [Mesh Back Color](#), [See Arm Options](#), [See Control Options](#), [Two Base Options](#), and [Four Caster Options](#)

| List Price/Grade  | COM  | 1       | 2    | 3    | 4    | 5    | 6    | 7    | 8    | 9    | 10   | L1   | L2   |
|-------------------|------|---------|------|------|------|------|------|------|------|------|------|------|------|
| Single Upholstery | 1.00 | \$ 1407 | 1456 | 1497 | 1537 | 1598 | 1660 | 1749 | 1840 | 1948 | 2071 | 1717 | 1849 |

|  |      |     |    |        |     |    |       |        |    |      |
|--|------|-----|----|--------|-----|----|-------|--------|----|------|
| TASK CHAIR WITH ARM AND UPHOLSTERED BACK | 853U | 25½ | 23 | 38½-43 | 20½ | 20 | 17-22 | 24½-27 | 46 | 26.4 |
|--|------|-----|----|--------|-----|----|-------|--------|----|------|



Shown with  
FBCI Arm Option

Must Specify (in this order):

Model #  
Primary Upholstery  
Accent Upholstery  
Arm  
Base  
Casters  
Stitch Detail  
Adjustable Height Back

Description

- Standard with: Synchro Tilt Control with Seat Slider, Black Height Adjustable T Arms with Sliding Pivot Pads, Black Nylon Base, and Black Carpet Casters
- Available in Contrasting Upholsteries
- Optional 4" Stitch Detailing on Back; 7" Down From Top of Back
- Rated For Users Up To 400lbs
- Specify Your Choice of Upholstery, [See Arm Options](#), [Two Base Options](#), [See Stitch Detailing](#), [Adjustable Height Back Options](#) and [Four Caster Options](#)

| List Price/Grade       | COM  | 1       | 2    | 3    | 4    | 5    | 6    | 7    | 8    | 9    | 10   | L1   | L2   |
|------------------------|------|---------|------|------|------|------|------|------|------|------|------|------|------|
| Single Upholstery      | 2.25 | \$ 1521 | 1631 | 1724 | 1814 | 1951 | 2090 | 2291 | 2495 | 2738 | 3015 | 2219 | 2516 |
| Contrasting Upholstery |      |         |      |      |      |      |      |      |      |      |      |      |      |
| Primary (Seat)         | 1.00 | \$ 1521 | 1570 | 1611 | 1651 | 1712 | 1774 | 1863 | 1954 | 2062 | 2185 | 1831 | 1963 |
| Accent (Back)          | 1.25 | \$ 0    | 61   | 113  | 163  | 239  | 316  | 428  | 541  | 676  | 830  | 388  | 553  |

For ordering options, [see overview at the beginning of this section.](#)

## TASK + SWIVEL SEATING (850 SERIES)

| Item   | Model No. | Chair Width | Chair Depth | Chair Height | Seat Width | Seat Depth | Seat Height | Arm Height | Ship Wt | Cubic Ft |
|--|-----------|-------------|-------------|--------------|------------|------------|-------------|------------|---------|----------|
| ARMLESS STOOL WITH PRE-CONFIGURED UPHOLSTERY | 854       | 20½         | 21          | 47-57¾       | 20½        | 18         | 24¼-35      | -          | 51      | 26.5     |



Open Market Only

Must Specify (in this order):

Model #  
Mesh Back Color  
Fabric or Vinyl  
Base  
Casters

### Description

- Standard with: Adjustable Back Height with Lumbar Support, Black Nylon Base, Black Carpet Casters, and 20" Adjustable Chrome Foot Ring
- Foot Ring Has 8" Adjustment Range
- Seat Slider Not Available on Stools
- Rated For Users Up To 400lbs
- Specify Your Choice of [Mesh Back Color](#), See Below Black Fabric or Vinyl on Seat, [Two Base Options](#), and [Four Caster Options](#)

### Open Market Seat Options:

|      |              |    |     |
|------|--------------|----|-----|
| SBFI | Black Fabric | \$ | 983 |
| SBVI | Black Vinyl  | \$ | 983 |

|               |     |     |    |        |     |    |        |   |    |      |
|---------------|-----|-----|----|--------|-----|----|--------|---|----|------|
| ARMLESS STOOL | 855 | 20½ | 21 | 47-57¾ | 20½ | 18 | 24¼-35 | - | 51 | 26.5 |
|---------------|-----|-----|----|--------|-----|----|--------|---|----|------|



Must Specify (in this order):

Model #  
Mesh Back Color  
Upholstery  
Base  
Casters

### Description

- Standard with: Adjustable Back Height with Lumbar Support, Black Nylon Base, Black Carpet Casters, and 20" Adjustable Chrome Foot Ring
- Foot Ring Has 8" Adjustment Range
- Seat Slider Not Available on Stools
- Rated For Users Up To 400lbs
- Specify Your Choice of Seat Upholstery, [Mesh Back Color](#), [Two Base Options](#), and [Four Caster Options](#)

| List Price/Grade  | COM  | 1       | 2    | 3    | 4    | 5    | 6    | 7    | 8    | 9    | 10   | L1   | L2   |
|-------------------|------|---------|------|------|------|------|------|------|------|------|------|------|------|
| Single Upholstery | 0.75 | \$ 1297 | 1334 | 1365 | 1395 | 1440 | 1487 | 1554 | 1622 | 1703 | 1795 | 1530 | 1629 |

For ordering options, [see overview at the beginning of this section.](#)



| Item                                | Model No. | Chair Width | Chair Depth | Chair Height | Seat Width | Seat Depth | Seat Height | Arm Height | Ship Wt | Cubic Ft |
|-------------------------------------|-----------|-------------|-------------|--------------|------------|------------|-------------|------------|---------|----------|
| ARMLESS STOOL WITH UPHOLSTERED BACK | 855U      | 20½         | 21          | 47-57¾       | 20½        | 18         | 24¼-35      | -          | 49      | 26.5     |



Shown with Optional  
Back Stitch Detail

Must Specify (in this order):  
Model #  
Primary Upholstery  
Accent Upholstery  
Base  
Casters  
Stitch Detail  
Adjustable Height Back

Description

- Standard with: Black Nylon Base, Black Carpet Casters, and 20" Adjustable Chrome Foot Ring
- Available in Contrasting Upholsteries
- Optional 4" Stitch Detailing on Back; 7" Down From Top of Back
- Foot Ring Has 8" Adjustment Range
- Seat Slider Not Available on Stools
- Rated For Users Up To 400lbs
- Specify Your Choice of Upholstery, [Two Base Options](#), [Four Caster Options](#), [See Back Stitch Detail](#), and [Adjustable Height Back Options](#)

| List Price/Grade       | COM  | 1       | 2    | 3    | 4    | 5    | 6    | 7    | 8    | 9    | 10   | L1   | L2   |
|------------------------|------|---------|------|------|------|------|------|------|------|------|------|------|------|
| Single Upholstery      | 2.00 | \$ 1412 | 1510 | 1592 | 1672 | 1794 | 1918 | 2096 | 2278 | 2494 | 2740 | 2032 | 2296 |
| Contrasting Upholstery |      |         |      |      |      |      |      |      |      |      |      |      |      |
| Primary (Seat)         | 0.75 | \$ 1412 | 1449 | 1480 | 1510 | 1555 | 1602 | 1669 | 1737 | 1818 | 1910 | 1645 | 1744 |
| Accent (Back)          | 1.25 | \$ 0    | 61   | 112  | 162  | 239  | 316  | 427  | 541  | 676  | 830  | 387  | 552  |

|   |     |     |    |        |     |    |        |         |    |      |
|---|-----|-----|----|--------|-----|----|--------|---------|----|------|
| STOOL WITH ARM, PRE-CONFIGURED UPHOLSTERY | 856 | 25½ | 21 | 47-57¾ | 20½ | 18 | 24¼-35 | 31¼-42½ | 51 | 26.5 |
|---|-----|-----|----|--------|-----|----|--------|---------|----|------|



Open Market Only

Must Specify (in this order):  
Model #  
Mesh Back Color  
Fabric or Vinyl  
Arm  
Base  
Casters

Description

- Standard with: Adjustable Back Height with Lumbar Support, Black Nylon Base, Black Carpet Casters, and 20" Adjustable Chrome Foot Ring
- Foot Ring Has 8" Adjustment Range
- Seat Slider Not Available on Stools
- Rated For Users Up To 400lbs
- Specify Your Choice of [Mesh Back Color](#), See Below Black Fabric or Vinyl on Seat, [See Arm Options](#), [See Control Options](#), [Two Base Options](#), and [Four Caster Options](#)

Open Market Seat Options:

|      |              |    |      |
|------|--------------|----|------|
| SBFI | Black Fabric | \$ | 1151 |
| SBVI | Black Vinyl  | \$ | 1151 |

## TASK + SWIVEL SEATING (850 SERIES)

| Item           | Model No. | Chair Width | Chair Depth | Chair Height | Seat Width | Seat Depth | Seat Height | Arm Height | Ship Wt | Cubic Ft |
|----------------|-----------|-------------|-------------|--------------|------------|------------|-------------|------------|---------|----------|
| STOOL WITH ARM | 857       | 25½         | 21          | 47-57¾       | 20½        | 18         | 24¼-35      | 31¾-42½    | 51      | 26.5     |



Must Specify (in this order):

Model #  
Mesh Back Color  
Upholstery  
Arm  
Base  
Casters

### Description

- Standard with: Adjustable Back Height with Lumbar Support, Black Nylon Base, Black Carpet Casters, and 20" Adjustable Chrome Foot Ring
- Foot Ring Has 8" Adjustment Range
- Seat Slider Not Available on Stools
- Rated For Users Up To 400lbs
- Specify Your Choice of Seat Upholstery, [Mesh Back Color](#), [See Arm Options](#), [Two Base Options](#), [See Back Stitch Detail](#), and [Four Caster Options](#)

| List Price/Grade  | COM  | 1       | 2    | 3    | 4    | 5    | 6    | 7    | 8    | 9    | 10   | L1   | L2   |
|-------------------|------|---------|------|------|------|------|------|------|------|------|------|------|------|
| Single Upholstery | 0.75 | \$ 1466 | 1503 | 1534 | 1564 | 1609 | 1656 | 1723 | 1791 | 1872 | 1964 | 1699 | 1798 |

|                                     |      |     |    |        |     |    |        |         |    |      |
|-------------------------------------|------|-----|----|--------|-----|----|--------|---------|----|------|
| STOOL WITH ARM AND UPHOLSTERED BACK | 857U | 25½ | 21 | 47-57¾ | 20½ | 18 | 24¼-35 | 31¾-42½ | 49 | 26.5 |
|-------------------------------------|------|-----|----|--------|-----|----|--------|---------|----|------|



Shown with  
FBCI Arm Option

### Description

- Standard with: Black Nylon Base, Black Carpet Casters, and 20" Adjustable Chrome Foot Ring
- Available in Contrasting Upholsteries
- Optional 4" Stitch Detailing on Back; 7" Down From Top of Back
- Foot Ring Has 8" Adjustment Range
- Seat Slider Not Available on Stools
- Rated For Users Up To 400lbs
- Specify Your Choice of Upholstery, [Two Base Options](#), [Four Caster Options](#), [See Back Stitch Detail](#), and [Adjustable Height Back Options](#)

| List Price/Grade       | COM  | 1       | 2    | 3    | 4    | 5    | 6    | 7    | 8    | 9    | 10   | L1   | L2   |
|------------------------|------|---------|------|------|------|------|------|------|------|------|------|------|------|
| Single Upholstery      | 2.00 | \$ 1623 | 1721 | 1803 | 1883 | 2005 | 2129 | 2307 | 2489 | 2705 | 2951 | 2243 | 2507 |
| Contrasting Upholstery |      |         |      |      |      |      |      |      |      |      |      |      |      |
| Primary (Seat)         | 0.75 | \$ 1623 | 1660 | 1691 | 1721 | 1766 | 1813 | 1880 | 1948 | 2029 | 2121 | 1856 | 1955 |
| Accent (Back)          | 1.25 | \$ 0    | 61   | 112  | 162  | 239  | 316  | 427  | 541  | 676  | 830  | 387  | 552  |

Must Specify (in this order):

Model #  
Primary Upholstery  
Accent Upholstery  
Arm  
Base  
Casters  
Stitch Detail  
Adjustable Height Back

For ordering options, [see overview at the beginning of this section](#).

Handsome styling with elegant detailing makes Kennerly a mainstay for today’s traditional environments. Precisely placed trim nails and button-tufted or plain back models complete the line. Swivels feature swivel-tilt control with pneumatic height adjustment.

CONSTRUCTION

- Exposed wood components and chair frame are manufactured using European Beech and are free of spirits, discoloration, pits, shakes, and wormholes; base caps are manufactured using select maple
- All chair joints are double-doweled or mortised and tenoned, screwed, and glued for maximum strength and durability
- All seats feature corner blocking
- Frames are individually hand assembled and sanded prior to being finished
- Non-marring nylon glides included in each leg at floor level
- If applicable, caster options include hooded casters available in black, brass and silver or choose black soft casters for hard surfaces
- High Grade Polyurethane Foam, 1½" thick in the seat and back
- Textiles are sewn with double stitch seams
- High quality sinuous springs with weight distribution rods ensure a comfortable seating application
- Ships fully assembled

HOW TO ORDER EXAMPLE

| Model No. | Description | Example                |
|-----------|-------------|------------------------|
| 132TB     | Finish      | DC                     |
|           | Upholstery  | Cortina Davenport Bark |
|           | Nail Trim   | NABRS                  |
|           | Control     | KT                     |
|           | Casters     | BLCS                   |

WOOD FINISHES

Indiana Furniture uses a multi-step, hand finishing process on all exposed wood frames.

Chairs feature a catalyzed varnish finish which offers durability, lasting beauty, and resistance to normal wear.

|     |                     |     |                     |
|-----|---------------------|-----|---------------------|
| AW  | Artisan Walnut      | MW  | Mahogany Walnut     |
| AS  | Asian Night         | MO  | Medium Oak*         |
| BW  | Beigewood*          | ORW | Oak Riftwood*       |
| BL  | Black               | PNW | Pinnacle Walnut     |
| CO  | Columbian Walnut    | SCH | Select Cherry       |
| DC  | Dark Cherry         | SKC | Shaker Cherry       |
| DFW | Dark Forest Walnut* | SBP | Smoky Brown Pear*   |
| WH  | Designer White      | TK  | Studio Teak         |
| EF  | Espresso            | SM  | Sugar Maple         |
| FO  | Fawn Oak*           | SW  | Sunglow Walnut      |
| GC  | Golden Cherry       | TT  | Tavern Teak*        |
| HVM | Harvest Maple*      | WTA | Weathered Ash*      |
| HW  | Harvest Walnut      | WC  | Williamsburg Cherry |
| LW  | Legacy Walnut       |     |                     |

\* Finish is Low Sheen

UPHOLSTERY OPTIONS

Available in single upholstery in a wide variety of graded-in or contract options, including fabric, vinyl, and leather.

NAIL TRIM OPTIONS

|       |                  |        |
|-------|------------------|--------|
| NABRS | Brass Nail Trim  | Std    |
| NSLVR | Silver Nail Trim | \$ N/C |
| NONT  | No Nail Trim     | \$ N/C |

CONTROL OPTIONS (IF APPLICABLE)

|     |  |        |
|-----|--|--------|
| STD | Swivel-Tilt with Adjustable Tension Spring | Std    |
| KT  | Knee-Tilt Control                          | \$ 281 |

CASTER OPTIONS (IF APPLICABLE)

|      |                                     |        |
|------|-------------------------------------|--------|
| BRCS | Brass Hooded Casters                | Std    |
| BLCS | Black Hooded Casters                | \$ N/C |
| SLCS | Silver Hooded Casters               | \$ N/C |
| BHC  | Black Soft Caster for Hard Surfaces | \$ N/C |

(Available on 132TB and 132 only)

GLIDE OPTIONS (FOR MODELS WITHOUT CASTERS)


|      |              |        |
|------|--------------|--------|
| STD  | Nylon Glides | Std    |
| FELT | Felt Glides  | \$ N/C |

CERTIFICATIONS & COMPLIANCE

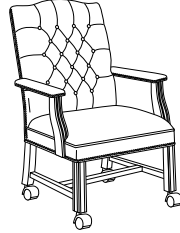
- CAL 117-2013 Compliance
- Intertek Sustainability Certified
- BIFMA level® Certified
- BIFMA Compliant® Certified
- TSCA Title VI (CARB) Compliance
- US Green Building's LEED® Contribution




Tufted High Back  
Swivel  
132TB  
[\(See Details\)](#)



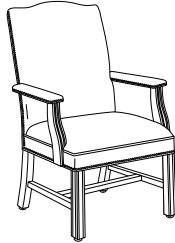
Tufted High Back  
Guest  
136TB  
[\(See Details\)](#)



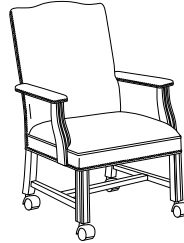
Tufted High Back  
on Casters  
138TB  
[\(See Details\)](#)



High Back  
Swivel  
132  
[\(See Details\)](#)




High Back  
Guest  
136  
[\(See Details\)](#)



High Back on  
Casters  
138  
[\(See Details\)](#)

| Item                    | Model No. | Chair Width | Chair Depth | Chair Height | Seat Width | Seat Depth | Seat Height | Arm Height | Ship Wt | Cubic Ft |
|-------------------------|-----------|-------------|-------------|--------------|------------|------------|-------------|------------|---------|----------|
| TUFTED HIGH BACK SWIVEL | 132TB     | 27          | 26          | 40-43        | 21         | 18         | 16-20       | 27-30      | 72      | 24.2     |



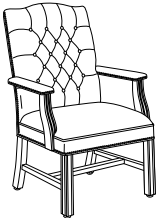
Description

- Standard with: Swivel Tilt Control with Adjustable Tension, Pneumatic Height Adjustment, Tufted Back, Brass Nail Trim, 5-Star Base with Decorative Hardwood Caps, and Brass Hooded Dual Wheel Casters
- Additional Options: [See Nail Trim Options](#), [Four Casters Options](#), and [Knee-Tilt Control Option](#)

| List Price/Grade  | Yards | COM/1   | 2    | 3    | 4    | 5    | 6    | 7    | 8    | 9    | 10   | L1   | L2   |
|-------------------|-------|---------|------|------|------|------|------|------|------|------|------|------|------|
| Single Upholstery | 3.00  | \$ 2414 | 2561 | 2684 | 2804 | 2987 | 3173 | 3440 | 3713 | 4037 | 4406 | 3344 | 3740 |

Must Specify (in this order):  
Model #  
Finish  
Upholstery  
Nail Trim  
Control  
Caster

|                        |       |     |     |     |         |     |    |    |    |      |
|------------------------|-------|-----|-----|-----|---------|-----|----|----|----|------|
| TUFTED HIGH BACK GUEST | 136TB | 26½ | 27½ | 41½ | 21¼-19½ | 17½ | 18 | 28 | 44 | 23.4 |
|------------------------|-------|-----|-----|-----|---------|-----|----|----|----|------|



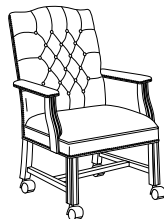
Description

- Standard with: Tufted Back, Brass Nail Trim, and Nylon Glides
- Seat is Slightly Wider in Front
- [See Nail Trim Options](#)

| List Price/Grade  | Yards | COM/1   | 2    | 3    | 4    | 5    | 6    | 7    | 8    | 9    | 10   | L1   | L2   |
|-------------------|-------|---------|------|------|------|------|------|------|------|------|------|------|------|
| Single Upholstery | 3.00  | \$ 2089 | 2236 | 2359 | 2479 | 2662 | 2848 | 3115 | 3388 | 3712 | 4081 | 3019 | 3415 |

Must Specify (in this order):  
Model #  
Finish  
Upholstery  
Nail Trim  
Glide

|                                   |       |     |     |     |         |     |    |    |    |      |
|-----------------------------------|-------|-----|-----|-----|---------|-----|----|----|----|------|
| TUFTED HIGH BACK GUEST ON CASTERS | 138TB | 26½ | 27½ | 41½ | 21¼-19½ | 17½ | 18 | 28 | 44 | 23.4 |
|-----------------------------------|-------|-----|-----|-----|---------|-----|----|----|----|------|



Description


- Standard with: Tufted Back, Brass Nail Trim, and Brass Hooded Dual Wheel Casters
- Seat is Slightly Wider in Front
- Additional Options: [See Nail Trim Options](#) and [Four Casters Options](#)

| List Price/Grade  | Yards | COM/1   | 2    | 3    | 4    | 5    | 6    | 7    | 8    | 9    | 10   | L1   | L2   |
|-------------------|-------|---------|------|------|------|------|------|------|------|------|------|------|------|
| Single Upholstery | 3.00  | \$ 2157 | 2304 | 2427 | 2547 | 2730 | 2916 | 3183 | 3456 | 3780 | 4149 | 3087 | 3483 |

Must Specify (in this order):  
Model #  
Finish  
Upholstery  
Nail Trim  
Caster

For ordering options, [see overview at the beginning of this section](#).

| Item             | Model No. | Chair Width | Chair Depth | Chair Height | Seat Width | Seat Depth | Seat Height | Arm Height | Ship Wt | Cubic Ft |
|------------------|-----------|-------------|-------------|--------------|------------|------------|-------------|------------|---------|----------|
| HIGH BACK SWIVEL | 132       | 27          | 26          | 40-43        | 21         | 18         | 16-20       | 27-30      | 72      | 24.2     |

**Description**

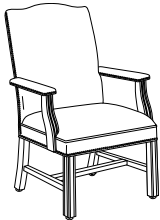
- Standard with: Swivel Tilt Control with Adjustable Tension, Pneumatic Height Adjustment, Brass Nail Trim, 5-Star Base with Decorative Hardwood Caps, and Brass Hooded Dual Wheel Casters
- Additional Options: [See Nail Trim Options](#), [Four Casters Options](#), and [Knee-Tilt Control Option](#)

| List Price/Grade  | Yards | COM/1   | 2    | 3    | 4    | 5    | 6    | 7    | 8    | 9    | 10   | L1   | L2   |
|-------------------|-------|---------|------|------|------|------|------|------|------|------|------|------|------|
| Single Upholstery | 2.50  | \$ 2240 | 2363 | 2465 | 2565 | 2718 | 2873 | 3095 | 3323 | 3593 | 3900 | 3015 | 3345 |

Must Specify (in this order):

Model #  
Finish  
Upholstery  
Nail Trim  
Control  
Caster

|                 |     |     |     |     |         |     |    |    |    |      |
|-----------------|-----|-----|-----|-----|---------|-----|----|----|----|------|
| HIGH BACK GUEST | 136 | 26½ | 27½ | 41½ | 21¼-19½ | 17½ | 18 | 28 | 44 | 23.4 |
|-----------------|-----|-----|-----|-----|---------|-----|----|----|----|------|

**Description**

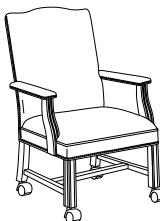
- Standard with: Brass Nail Trim and Nylon Glides
- Seat is Slightly Wider in Front
- [See Nail Trim Options](#)

| List Price/Grade  | Yards | COM/1   | 2    | 3    | 4    | 5    | 6    | 7    | 8    | 9    | 10   | L1   | L2   |
|-------------------|-------|---------|------|------|------|------|------|------|------|------|------|------|------|
| Single Upholstery | 2.50  | \$ 1910 | 2033 | 2135 | 2235 | 2388 | 2543 | 2765 | 2993 | 3263 | 3570 | 2685 | 3015 |

Must Specify (in this order):

Model #  
Finish  
Upholstery  
Nail Trim

|                            |     |     |     |     |         |     |    |    |    |      |
|----------------------------|-----|-----|-----|-----|---------|-----|----|----|----|------|
| HIGH BACK GUEST ON CASTERS | 138 | 26½ | 27½ | 41½ | 21¼-19½ | 17½ | 18 | 28 | 44 | 23.4 |
|----------------------------|-----|-----|-----|-----|---------|-----|----|----|----|------|

**Description**

- Standard with: Brass Nail Trim and Brass Hooded Dual Wheel Casters
- Seat is Slightly Wider in Front
- Additional Options: [See Nail Trim Options](#) and [Four Casters Options](#)

| List Price/Grade  | Yards | COM/1   | 2    | 3    | 4    | 5    | 6    | 7    | 8    | 9    | 10   | L1   | L2   |
|-------------------|-------|---------|------|------|------|------|------|------|------|------|------|------|------|
| Single Upholstery | 2.50  | \$ 1978 | 2101 | 2203 | 2303 | 2456 | 2611 | 2833 | 3061 | 3331 | 3638 | 2753 | 3083 |

Must Specify (in this order):

Model #  
Finish  
Upholstery  
Nail Trim  
Caster

For ordering options, [see overview at the beginning of this section](#).

A modern collection designed to address a wide range of applications for today's social work-places and community spaces. KickStart's flexible lounge and table offerings combine with collaborative elements to create inviting spaces for people to gather, work, re-energize, and learn.

The collection's classic forms and refined scale are enhanced through precise details, tailored upholstery and a horizontal stitch detail. Two back styles, with or without a pillow, combine with upholstery options to create a versatile aesthetic ranging from sophisticated to casual.

### CONSTRUCTION

- Internal wood components and frame are manufactured using Baltic Birch and European Beech
- Frames are individually hand assembled, and all chair joints are mortised and tenoned, screwed and glued for maximum strength and durability
- Metal legs are 9"H and are available in Aluminum or Chrome
- Non-marring Nylon Glides included in each leg at floor level
- High Grade Polyurethane Foam, 3½" thick in the seat and 2" thick in the back
- Optional Accent Pillow Backs, measuring 22½" x 3¼" x 13½" are attached with a nylon hook and loop material
- Modular units and tables connect using pre-installed metal ganging brackets
- Upholstered units ship fully assembled, while tables may require some assembly
- Tablet Arm surface measures 10" x 14" x 1"
- Tablet Arm surface and Tables feature Square edge profile

### HOW TO ORDER EXAMPLE

#### UPHOLSTERED MODELS

| Model No. | Description                                  | Example                   |
|-----------|--|---------------------------|
| 550H      | Primary Upholstery                           | Mayer Fedora Fawn         |
|           | High Surround Upholstery                     | CF Stinson Pivot Chestnut |
|           | Accent Pillow Upholstery (if applicable)     | Mayer Fedora Light Grey   |
|           | Leg Color                                    | CHRM                      |
|           | Tablet Arm Material/Location (if applicable) | TL                        |
|           | Tablet Arm Color (if applicable)             | WTA                       |
|           | Power/Color/Location (if applicable)         | ECSL                      |

#### TABLES

| Model No.  | Description          | Example |
|------------|----------------------|---------|
| 550-2426GT | Table Color/Finish   | WTA     |
|            | Leg Color            | CHRM    |
|            | Power/Color/Location | PWRUSBA |

### UPHOLSTERY RECOMMENDATIONS

Available in single or contrasting upholstery in a wide variety of graded-in or contract options, including fabric, vinyl, and leather.

The use of upholstery patterns and stripes is highly discouraged as they may result in alignment issues.

### HIGH SURROUND UPHOLSTERY OPTIONS

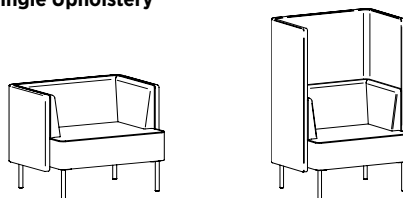
To ensure a proper fit and finish on the High Surround feature of the KickStart models, we will require upholsteries to fit within a specific range of stretch. To make specification easier for you, we have pre-approved upholsteries for the High Surround feature. These are included on the [Stinson Color Story Card](#) and can be found at [www.IndianaFurniture.com](http://www.IndianaFurniture.com). They include:

|                                   |                                 |
|-----------------------------------|---------------------------------|
| Ace (24 Colorways) - GR3          | Pivot (15 Colorways) - GR3      |
| Blip (17 Colorways) - GR3         | Refraction (12 Colorways) - GR3 |
| Bryant Park (15 Colorways) - GR2  | Shift (16 Colorways) - GR3      |
| Highlight (14 Colorways) - GR3    | Sprint (19 Colorways) - GR2     |
| Inside Track (17 Colorways) - GR3 |                                 |

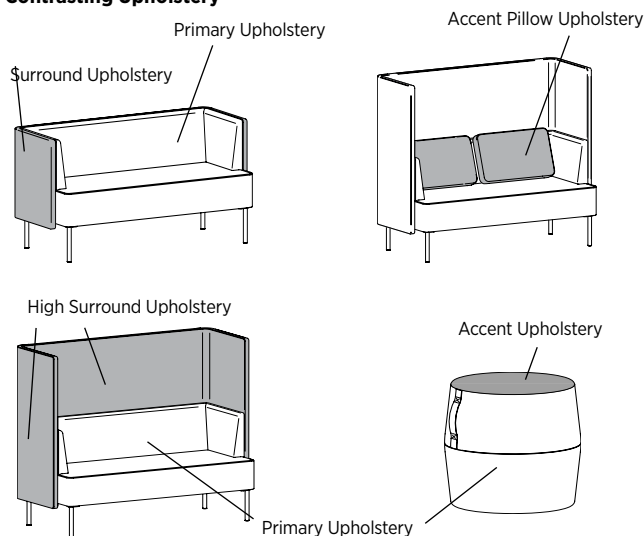
All other Upholsteries need approval prior to application. See the [Approval Form](#) for more information.

### SINGLE AND CONTRASTING UPHOLSTERY OPTIONS

#### Single Upholstery



#### Contrasting Upholstery



# Indiana

## FURNITURE

# KICKSTART™

## STATEMENT OF LINE

### LEG OPTIONS

Must specify leg color.

|      |               |
|------|---------------|
| ALUM | Aluminum Legs |
| CHRM | Chrome Legs   |

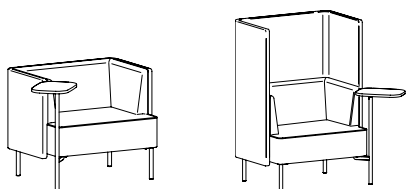
### For Bistro Tables

|      |               |        |
|------|---------------|--------|
| ALUM | Aluminum Legs | Std    |
| CHRM | Chrome Legs   | \$ 101 |

### TABLET ARM OPTIONS

Note: Specified by Facing the Chair

|    |                      |        |
|----|----------------------|--------|
| TR | TFL Tablet, Right    | \$ 600 |
| PR | HPL Tablet, Right    | \$ 718 |
| WR | Veneer Tablet, Right | \$ 718 |
| TL | TFL Tablet, Left     | \$ 600 |
| PL | HPL Tablet, Left     | \$ 718 |
| WL | Veneer Tablet, Left  | \$ 718 |



### TFL (T) AND HPL (P) LAMINATE OPTIONS

#### WOODGRAIN

|     |                  |     |                     |
|-----|------------------|-----|---------------------|
| AS  | Asian Night      | PNW | Pinnacle Walnut     |
| BW  | Beigewood        | SCH | Select Cherry       |
| CO  | Columbian Walnut | SKC | Shaker Cherry       |
| EF  | Espresso         | SBP | Smoky Brown Pear    |
| GC  | Golden Cherry    | TK  | Studio Teak         |
| HVM | Harvest Maple    | SM  | Sugar Maple         |
| MW  | Mahogany Walnut  | WTA | Weathered Ash       |
| ORW | Oak Riftwood     | WC  | Williamsburg Cherry |

#### SOLID

|     |                |     |            |
|-----|----------------|-----|------------|
| BL  | Black          | PPD | Pepperdust |
| WH  | Designer White | SG  | Slate Grey |
| FHG | Fashion Grey   | WHS | White Sand |

### VENEER (W) OPTIONS

Veneer tops feature UVAdvantage, an ultra-violet finish, on all exposed surfaces by utilizing roll-coat UV technology.

|     |                    |     |                     |
|-----|--------------------|-----|---------------------|
| AW  | Artisan Walnut     | MW  | Mahogany Walnut     |
| AS  | Asian Night        | MO  | Medium Oak*         |
| CO  | Columbian Walnut   | ORW | Oak Riftwood*       |
| DC  | Dark Cherry        | SCH | Select Cherry       |
| DFW | Dark Forest Walnut | SKC | Shaker Cherry       |
| EF  | Espresso           | SBP | Smoky Brown Pear    |
| FO  | Fawn Oak*          | SM  | Sugar Maple         |
| GC  | Golden Cherry      | SW  | Sunglow Walnut      |
| HVM | Harvest Maple      | TT  | Tavern Teak         |
| HW  | Harvest Walnut     | WTA | Weathered Ash*      |
| LW  | Legacy Walnut      | WC  | Williamsburg Cherry |

\* Finish is Low Sheen

### POWER OPTIONS

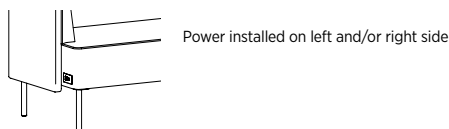
Note: Specified by Facing the Chair

Power locations for lounge units are located 11¼" up from the glide and 3½" in from the outside of the arm. For modular units, the power is located 11¼" up from the glide and 4" in from the outside of the unit.

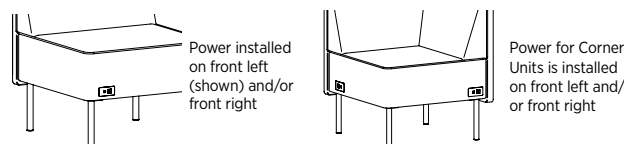
Up to two (2) ECA power ports may be used in each upholstered unit. ECA Power port comes with one (1) outlet and two (2) USB

|       |                                       |         |
|-------|---------------------------------------|---------|
| ECSL  | ECA Cove, Left Port, Silver           | \$ 915  |
| ECSR  | ECA Cove, Right Port, Silver          | \$ 915  |
| ECSLR | ECA Cove, Left and Right Port, Silver | \$ 1830 |
| ECBL  | ECA Cove, Left Port, Black            | \$ 915  |
| ECBR  | ECA Cove, Right Port, Black           | \$ 915  |
| ECBLR | ECA Cove, Left and Right Port, Black  | \$ 1830 |

**Standard Upholstered Units** offer power ports on left and/or right side of unit



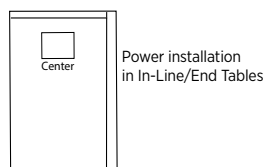
**Modular Upholstered Units** offer power ports on front left and/or front right of unit




### Modular Ganging Tables:

Note: Does Not Include Bistro Tables

|             |  |        |
|-------------|--|--------|
| EPWRUSBA    | ECA Cove, Aluminum                                       | \$ 829 |
| EPWRUSBB    | ECA Cove, Black  | \$ 829 |
| 01-DOCK950W | Dock 950 Wireless Charger, White, Specify Location       | \$ 249 |
| 01-DOCK950B | Dock 950 Wireless Charger, Black, Specify Location       | \$ 249 |
| 01-DOCK150W | Dock 150 Wireless & USB Charger, White, Specify Location | \$ 380 |
| 01-DOCK150B | Dock 150 Wireless & USB Charger, Black, Specify Location | \$ 380 |



Power installation  
in In-Line/End Tables



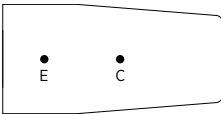
Power Installation  
in Corner Tables



POWER OPTIONS - ECA COVE CONTINUED

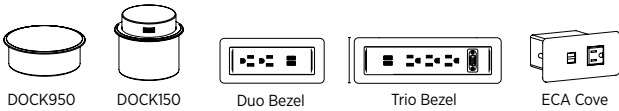
Media Table:

|               |  |    |     |
|---------------|--|----|-----|
| 01-DUOBEZELW  | Duo Bezel, White, Specify Location                       | \$ | 633 |
| 01-DUOBEZELB  | Duo Bezel, Black, Specify Location                       | \$ | 633 |
| 01-DUOBEZELS  | Duo Bezel, Silver, Specify Location                      | \$ | 633 |
| 01-TRIOBEZELW | Trio Bezel, White, Specify Location                      | \$ | 680 |
| 01-TRIOBEZELB | Trio Bezel, Black, Specify Location                      | \$ | 680 |
| 01-TRIOBEZELS | Trio Bezel, Silver, Specify Location                     | \$ | 680 |
| 01-DOCK950W   | Dock 950 Wireless Charger, White, Specify Location       | \$ | 249 |
| 01-DOCK950B   | Dock 950 Wireless Charger, Black, Specify Location       | \$ | 249 |
| 01-DOCK150W   | Dock 150 Wireless & USB Charger, White, Specify Location | \$ | 380 |
| 01-DOCK150B   | Dock 150 Wireless & USB Charger, Black, Specify Location | \$ | 380 |



Power locations for Media Table are  
End, Center, or End and Center

**E = End C = Center EC = End and Center**  
E = 12" from monitor end  
C = Centered



CERTIFICATIONS & COMPLIANCE

- CAL 117-2013 Compliance
- Intertek Sustainability Certified
- BIFMA level® Certified
- BIFMA Compliant® Certified
- TSCA Title VI (CARB) Compliance
- US Green Building's LEED® Contribution

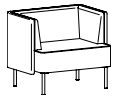
# Indiana

FURNITURE

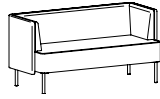
# KICKSTART™

## STATEMENT OF LINE

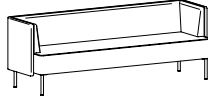
### Standard Components



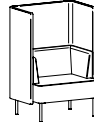
Club Chair  
550  
([See Details](#))



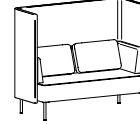
Settee  
5502  
([See Details](#))



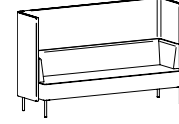
Sofa  
5503  
([See Details](#))



Club Chair with High  
Surround  
550H  
([See Details](#))



Settee with High  
Surround: 5502H  
(Shown with optional pillows)  
([See Details](#))



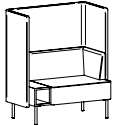
Sofa with High  
Surround: 5503H  
([See Details](#))



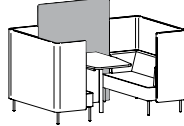
Pouffe  
550-1617PF  
([See Details](#))

Booth Settee with  
High Surround  
5502HR: Right  
5502HL: Left  
([See Details](#))


Booth Sofa with  
High Surround  
5503HR: Right  
5503HL: Left  
([See Details](#))



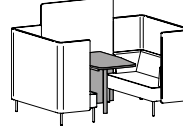
Club Nook with  
High Surround  
550HNR: Right  
550HNL: Left  
([See Details](#))



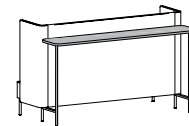
High Surround Center  
Panel  
5560HP: TFL  
5560HPV: Veneer  
5560HPU: Upholstered  
([See Details](#))



Low Surround Center  
Panel  
5540HP: TFL  
5540HPV: Veneer  
5540HPU: Upholstered  
([See Details](#))



Media Peninsula  
550-3072MPS: TFL  
550-3072MPSH: HPL  
550-3072MPSV: Veneer  
550-3048MPS: TFL  
550-3048MPSH: HPL  
550-3048MPSV: Veneer  
([See Details](#))



Bistro Table  
550-1681BT: TFL  
550-1681BTH: HPL  
550-1681BTV: Veneer  
550-1657BT: TFL  
550-1657BTH: HPL  
550-1657BTV: Veneer  
([See Details](#))

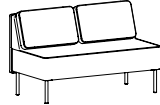


Purse Hook:  
01-HOOK  
([See Details](#))

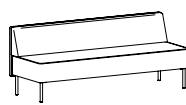
### Modular Components



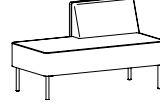
Modular Club  
Chair: 550N  
([See Details](#))



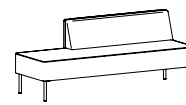
Modular Settee: 5502N  
(Shown with optional pillows)  
([See Details](#))



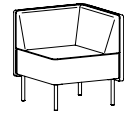
Modular Sofa: 5503N  
([See Details](#))




Modular Chaise Settee  
5502CR: Right  
5502CL: Left  
([See Details](#))




Modular Chaise Sofa  
5503CR: Right  
5503CL: Left  
([See Details](#))




Modular Corner Unit  
550-90C  
([See Details](#))




Modular Club  
Chair with High  
Surround: 550NH  
([See Details](#))




Modular Settee  
with High Surround  
5502NH  
([See Details](#))



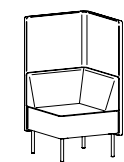
Modular Sofa with High  
Surround: 5503NH  
([See Details](#))




Modular Chaise Settee  
with High Surround  
5502CHR: Right  
5502CHL: Left  
([See Details](#))



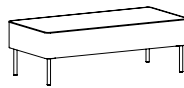
Modular Chaise Sofa  
with High Surround  
5503CHR: Right  
5503CHL: Left  
([See Details](#))



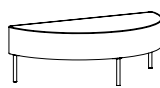
Modular Corner  
Unit with High  
Surround  
550-90CH  
([See Details](#))



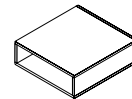
Ottoman  
550-2424OT  
([See Details](#))



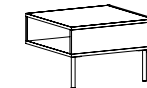
Bench  
550-5024RT  
([See Details](#))



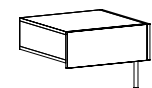
Half Round Bench  
550-5024HR  
([See Details](#))



In-Line Table  
550-2426GT: TFL  
550-2426GTH: HPL  
550-2426GTV: Veneer  
550-1826GT: TFL  
550-1826GTH: HPL  
550-1826GTV: Veneer  
([See Details](#))

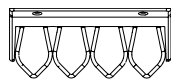


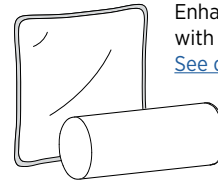
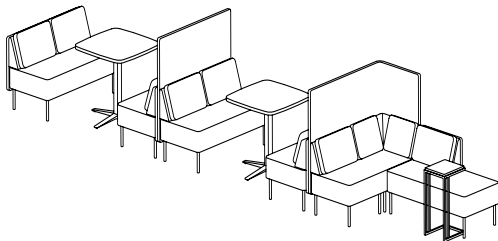
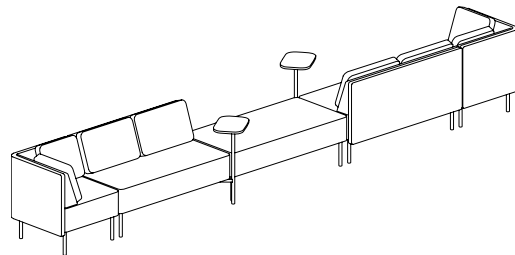
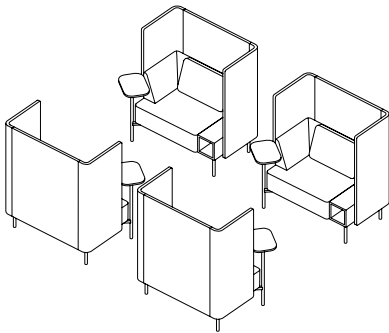
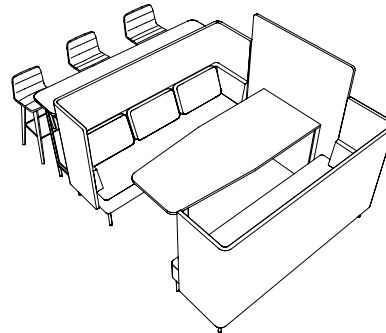
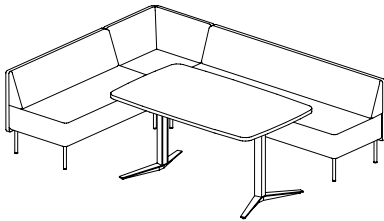
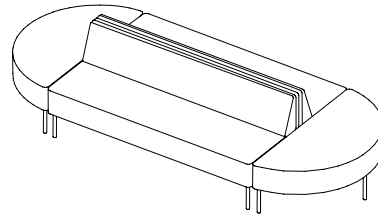
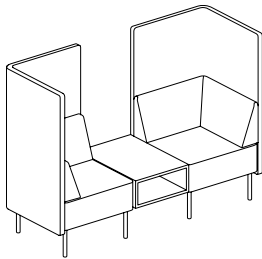
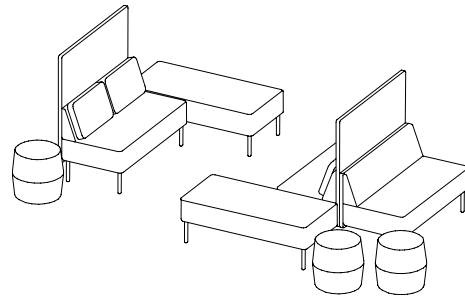
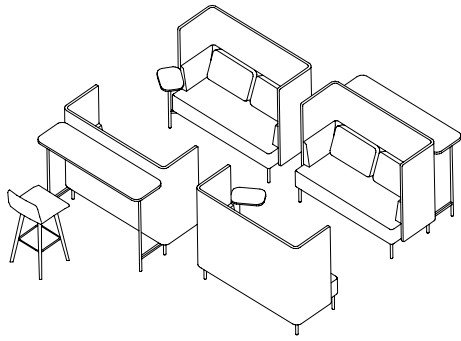
End Table  
550-2426ET: TFL  
550-2426ETH: HPL  
550-2426ETV: Veneer  
550-1826ET: TFL  
550-1826ETH: HPL  
550-1826ETV: Veneer  
([See Details](#))



Corner Table  
550-9026CGT: TFL  
550-9026CGTH: HPL  
550-9026CGTV: Veneer  
([See Details](#))

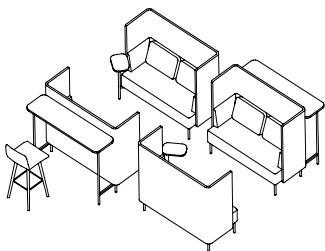
### Power + Accessories





Enhance your space  
with Cush Pillows.  
[See details.](#)

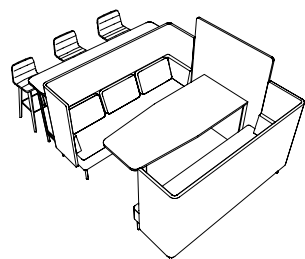
| Item                             | Model No. | Width | Depth | Height | Ship Wt | Cubic Ft | List Price |
|----------------------------------|-----------|-------|-------|--------|---------|----------|------------|
| HIGH SURROUNDS AND BISTRO TABLES | 550-1     | 126   | 152   | 49     | 665     | 277.6    | 27843      |



| CONSISTS OF: | QTY |   |          |
|--------------|-----|---|----------|
| 5502H        | 2   | Settee with High Surround (Gr 1)<br>Shown with Optional Pillows                           | \$ 12172 |
| 5502H        | 1   | Settee with High Surround (Gr 1)<br>Shown with Optional Pillows and HPL Tablet Arm, Left  | \$ 6086  |
| 5502H        | 1   | Settee with High Surround (Gr 1)<br>Shown with Optional Pillows and HPL Tablet Arm, Right | \$ 6086  |
| 550-1657BT   | 2   | Bistro Table, TFL with Aluminum Leg   | \$ 2156  |
| NAS-1C       | 1   | Natta Stool (Gr 1)  | \$ 1343  |

Products are available as left or right and with other features, where applicable  
 Width includes 12" between settees and Depth includes 48" between facing settees  
 Grade 1 single upholstery and standard aluminum table leg pricing  
 List prices do not include optional pillows or tablet arm

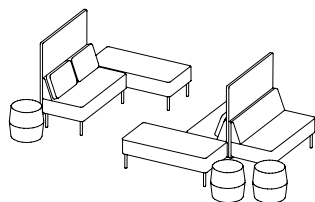
|                                      |       |       |    |    |     |       |       |
|--------------------------------------|-------|-------|----|----|-----|-------|-------|
| HIGH SURROUND BOOTH AND BISTRO TABLE | 550-2 | 116 ½ | 81 | 60 | 623 | 252.8 | 19291 |
|--------------------------------------|-------|-------|----|----|-----|-------|-------|



| CONSISTS OF: | QTY |  |         |
|--------------|-----|--|---------|
| 5503HL       | 1   | Booth Sofa with High Surround, Left (Gr 1)<br>Shown with Optional Pillows  | \$ 7824 |
| 5503HR       | 1   | Booth Sofa with High Surround, Right (Gr 1)<br>Shown with Optional Pillows | \$ 7824 |
| 5560HPU      | 1   | Upholstered High Surround Center Panel for Media Table (Gr 1)              | \$ 1012 |
| 550-3072MPS  | 1   | Media Peninsula, TFL   | \$ 1666 |
| 550-1681BT   | 1   | Bistro Table, TFL with Aluminum Leg  | \$ 965  |

Products are available as left or right and with other features, where applicable  
 Grade 1 with standard metal leg pricing  
 List prices do not include optional pillows

|                            |       |     |    |    |     |       |       |
|----------------------------|-------|-----|----|----|-----|-------|-------|
| SETTEE + BENCHES + POUFFES | 550-4 | 156 | 96 | 49 | 264 | 178.4 | 15763 |
|----------------------------|-------|-----|----|----|-----|-------|-------|

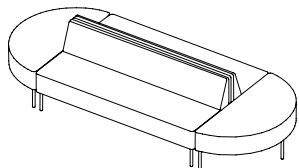


| CONSISTS OF: | QTY |  |         |
|--------------|-----|--|---------|
| 5502N        | 1   | Modular Settee (Gr 1)  | \$ 3160 |
| 550-1617PF   | 3   | Pouffe (Gr 1)  | \$ 2151 |
| 5502NH       | 2   | Modular Settee with High Surround<br>Shown with Optional Pillows | \$ 7180 |
| 550-5024RT   | 2   | Modular Bench (Gr 1)   | \$ 3272 |

Products are available as left or right and with other features, where applicable  
 Grade 1 with standard metal leg pricing  
 List prices do not include optional pillows

For ordering options, [see overview at the beginning of this section.](#)

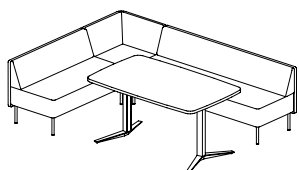
| Item             | Model No. | Width | Depth | Height | Ship Wt | Cubic Ft | List Price |
|------------------|-----------|-------|-------|--------|---------|----------|------------|
| OVAL SHAPED UNIT | 550-5     | 120   | 50    | 29 ½   | 242     | 224.6    | \$ 10470   |



| CONSISTS OF: | QTY |                                 |         |
|--------------|-----|---------------------------------|---------|
| 5503N        | 2   | Modular Sofa (Gr 1)             | \$ 7752 |
| 550-5024HR   | 2   | Modular Half Round Bench (Gr 1) | \$ 2718 |

Products are available as left or right and with other features, where applicable  
Grade 1 with standard metal leg pricing

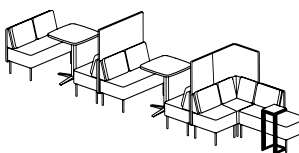
|                    |        |    |    |      |     |       |          |
|--------------------|--------|----|----|------|-----|-------|----------|
| L GROUP WITH TABLE | 550-10 | 96 | 72 | 29 ½ | 354 | 147.9 | \$ 12153 |
|--------------------|--------|----|----|------|-----|-------|----------|



| CONSISTS OF: | QTY |  |         |
|--------------|-----|--|---------|
| 5503N        | 1   | Modular Sofa (Gr 1)                                    | \$ 3876 |
| 550-90C      | 1   | Modular Corner Unit (Gr 1)                             | \$ 2799 |
| 5502N        | 1   | Modular Settee (Gr 1)                                  | \$ 3160 |
| 86-3660SMT   | 1   | Tri-One Soft Rectangle Meeting Table, TFL, Square Edge | \$ 746  |
| 08-2828YLG72 | 1   | Tri-One Y Base   | \$ 1572 |

Products are available as left or right and with other features, where applicable  
Grade 1 with standard metal leg pricing

|               |        |     |    |    |     |       |          |
|---------------|--------|-----|----|----|-----|-------|----------|
| CAFE GROUPING | 550-13 | 168 | 48 | 49 | 730 | 404.6 | \$ 26706 |
|---------------|--------|-----|----|----|-----|-------|----------|




| CONSISTS OF: | QTY |  |         |
|--------------|-----|--|---------|
| 5502NH       | 2   | Modular Settee with High Surround (Gr 1)<br>Shown with Optional Pillows      | \$ 7180 |
| 5502N        | 2   | Modular Settee (Gr 1)<br>Shown with Optional Pillows                         | \$ 6320 |
| 86-3030SSQ   | 2   | Tri-One Soft Square Meeting Top, TFL   | \$ 940  |
| 08-2030SXB   | 2   | X Base, Aluminum   | \$ 2136 |
| 550NH        | 1   | Modular Club Chair (Gr 1)<br>Shown with Optional Pillows                     | \$ 2722 |
| 550-90CH     | 1   | Modular Corner Unit with High Surround (Gr 1)<br>Shown with Optional Pillows | \$ 3308 |
| 5502CL       | 1   | Modular Chaise Settee, Left (Gr 1)<br>Shown with Optional Pillows            | \$ 2882 |
| 410-1412AT   | 1   | Jot Auxillary Table, TFL   | \$ 1218 |

Products are available as left or right and with other features, where applicable  
Grade 1 with standard metal leg pricing  
List prices do not include optional pillows

For ordering options, [see overview at the beginning of this section.](#)

| Item       | Model No. | Chair Width | Chair Depth | Chair Height | Seat Width | Seat Depth | Seat Height | Arm Height | Ship Wt | Cubic Ft |
|------------|-----------|-------------|-------------|--------------|------------|------------|-------------|------------|---------|----------|
| CLUB CHAIR | 550       | 33          | 26¼         | 29⅞          | 24         | 18¾        | 17½         | 29⅞        | 80      | 24       |

**Description**

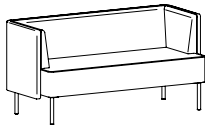
- Available with Contrasting Upholsteries
- Select from Aluminum or Chrome Legs; Must Specify Leg Color
- Additional Options: [See Pillow Back Options](#), [Tablet Arm Options](#), and [Power Locations](#)

Must Specify (in this order):

Model #  
Primary Upholstery  
Surround Upholstery  
Pillow Upholstery  
Leg Color  
Tablet Arm  
Tablet Color  
Power

| List Price/Grade       | Yards | COM/1   | 2    | 3    | 4    | 5    | 6    | 7    | 8    | 9    | 10   | L1   | L2   |
|------------------------|-------|---------|------|------|------|------|------|------|------|------|------|------|------|
| Single Upholstery      | 5.25  | \$ 3201 | 3458 | 3674 | 3884 | 4204 | 4529 | 4997 | 5474 | 6041 | 6687 | 4829 | 5522 |
| Contrasting Upholstery |       |         |      |      |      |      |      |      |      |      |      |      |      |
| Primary                | 3.00  | \$ 3201 | 3348 | 3471 | 3591 | 3774 | 3960 | 4227 | 4500 | 4824 | 5193 | 4131 | 4527 |
| Surround               | 2.25  | \$ 0    | 110  | 203  | 293  | 430  | 569  | 770  | 974  | 1217 | 1494 | 698  | 995  |
| Pillow (1)             | 1.25  | \$ 280  | 341  | 393  | 443  | 519  | 596  | 708  | 821  | 956  | 1110 | 668  | 833  |

|        |      |    |     |     |    |     |     |     |     |      |
|--------|------|----|-----|-----|----|-----|-----|-----|-----|------|
| SETTEE | 5502 | 57 | 26¼ | 29⅞ | 48 | 18¾ | 17½ | 29⅞ | 103 | 43.2 |
|--------|------|----|-----|-----|----|-----|-----|-----|-----|------|

**Description**

- Available with Contrasting Upholsteries
- Select from Aluminum or Chrome Legs; Must Specify Leg Color
- Additional Options: [See Pillow Back Options](#), [Tablet Arm Options](#), and [Power Locations](#)

Must Specify (in this order):

Model #  
Primary Upholstery  
Surround Upholstery  
Pillow Upholstery  
Leg Color  
Tablet Arm  
Tablet Color  
Power

| List Price/Grade       | Yards | COM/1   | 2    | 3    | 4    | 5    | 6    | 7    | 8    | 9    | 10   | L1   | L2   |
|------------------------|-------|---------|------|------|------|------|------|------|------|------|------|------|------|
| Single Upholstery      | 7.25  | \$ 4643 | 4998 | 5296 | 5586 | 6028 | 6477 | 7123 | 7782 | 8565 | 9457 | 6891 | 7848 |
| Contrasting Upholstery |       |         |      |      |      |      |      |      |      |      |      |      |      |
| Primary                | 4.50  | \$ 4643 | 4864 | 5048 | 5228 | 5503 | 5782 | 6182 | 6592 | 7078 | 7631 | 6038 | 6632 |
| Surround               | 2.75  | \$ 0    | 134  | 248  | 358  | 525  | 695  | 941  | 1190 | 1487 | 1826 | 853  | 1216 |
| Pillows (2)            | 1.50  | \$ 510  | 584  | 645  | 705  | 797  | 890  | 1023 | 1160 | 1322 | 1506 | 975  | 1173 |

|      |      |    |     |     |    |     |     |     |     |      |
|------|------|----|-----|-----|----|-----|-----|-----|-----|------|
| SOFA | 5503 | 81 | 26¼ | 29⅞ | 72 | 18¾ | 17½ | 29⅞ | 130 | 69.1 |
|------|------|----|-----|-----|----|-----|-----|-----|-----|------|

**Description**

- Available with Contrasting Upholsteries
- Select from Aluminum or Chrome Legs; Must Specify Leg Color
- Additional Options: [See Pillow Back Options](#), [Tablet Arm Options](#), and [Power Locations](#)


Must Specify (in this order):

Model #  
Primary Upholstery  
Surround Upholstery  
Pillow Upholstery  
Leg Color  
Tablet Arm  
Tablet Color  
Power

| List Price/Grade       | Yards | COM/1   | 2    | 3    | 4    | 5    | 6    | 7    | 8     | 9     | 10    | L1   | L2    |
|------------------------|-------|---------|------|------|------|------|------|------|-------|-------|-------|------|-------|
| Single Upholstery      | 8.75  | \$ 6371 | 6800 | 7159 | 7509 | 8042 | 8585 | 9364 | 10160 | 11105 | 12181 | 9084 | 10239 |
| Contrasting Upholstery |       |         |      |      |      |      |      |      |       |       |       |      |       |
| Primary                | 5.25  | \$ 6371 | 6628 | 6844 | 7054 | 7374 | 7699 | 8167 | 8644  | 9211  | 9857  | 7999 | 8692  |
| Surround               | 3.50  | \$ 0    | 172  | 315  | 455  | 668  | 886  | 1197 | 1516  | 1894  | 2324  | 1085 | 1547  |
| Pillows (3)            | 2.00  | \$ 752  | 850  | 932  | 1012 | 1134 | 1258 | 1436 | 1618  | 1834  | 2080  | 1372 | 1636  |

For ordering options, [see overview at the beginning of this section](#).

| Item                          | Model No. | Chair Width | Chair Depth | Chair Height | Seat Width | Seat Depth | Seat Height | Arm Height | Ship Wt | Cubic Ft |
|-------------------------------|-----------|-------------|-------------|--------------|------------|------------|-------------|------------|---------|----------|
| CLUB CHAIR WITH HIGH SURROUND | 550H      | 33          | 26¼         | 49           | 24         | 18¾        | 17½         | 29⅞        | 109     | 34.4     |



Must Specify (in this order):

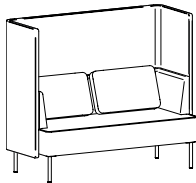
Model #  
Primary Upholstery  
High Surround Upholstery  
Pillow Upholstery  
Leg Color  
Tablet Arm  
Tablet Color  
Power

### Description

- Available with Contrasting Upholsteries
- Select from Aluminum or Chrome Legs; Must Specify Leg Color
- Additional Options: [See Pillow Back Options](#), [Tablet Arm Options](#), and [Power Locations](#)
- For High Surround, Select from Pre-Approved Upholsteries or Submit Approval Form; [See Approval Form](#)

| List Price/Grade       | Yards | COM/1   | 2    | 3    | 4    | 5    | 6    | 7    | 8    | 9    | 10   |
|------------------------|-------|---------|------|------|------|------|------|------|------|------|------|
| Single Upholstery      | 7.50  | \$ 4604 | 4972 | 5279 | 5579 | 6037 | 6502 | 7169 | 7852 | 8662 | 9584 |
| Contrasting Upholstery |       |         |      |      |      |      |      |      |      |      |      |
| Primary                | 3.00  | \$ 4604 | 4751 | 4874 | 4994 | 5177 | 5363 | 5630 | 5903 | 6227 | 6596 |
| High Surround          | 4.50  | \$ 0    | 221  | 405  | 585  | 860  | 1139 | 1539 | 1949 | 2435 | 2988 |
| Pillow (1)             | 1.25  | \$ 280  | 341  | 393  | 443  | 519  | 596  | 708  | 821  | 956  | 1110 |

|                           |       |    |     |    |    |     |     |     |     |      |
|---------------------------|-------|----|-----|----|----|-----|-----|-----|-----|------|
| SETTEE WITH HIGH SURROUND | 5502H | 57 | 26¼ | 49 | 48 | 18¾ | 17½ | 29⅞ | 144 | 61.9 |
|---------------------------|-------|----|-----|----|----|-----|-----|-----|-----|------|



Shown with Optional Pillows

Must Specify (in this order):

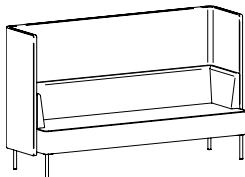
Model #  
Primary Upholstery  
High Surround Upholstery  
Pillow Upholstery  
Leg Color  
Tablet Arm  
Tablet Color  
Power

### Description

- Available with Contrasting Upholsteries
- Select from Aluminum or Chrome Legs; Must Specify Leg Color
- Additional Options: [See Pillow Back Options](#), [Tablet Arm Options](#), and [Power Locations](#)
- For High Surround, Select from Pre-Approved Upholsteries or Submit Approval Form; [See Approval Form](#)

| List Price/Grade       | Yards | COM/1   | 2    | 3    | 4    | 5    | 6    | 7    | 8     | 9     | 10    |
|------------------------|-------|---------|------|------|------|------|------|------|-------|-------|-------|
| Single Upholstery      | 9.75  | \$ 6086 | 6564 | 6964 | 7354 | 7948 | 8553 | 9421 | 10308 | 11361 | 12560 |
| Contrasting Upholstery |       |         |      |      |      |      |      |      |       |       |       |
| Primary                | 4.50  | \$ 6086 | 6307 | 6491 | 6671 | 6946 | 7225 | 7625 | 8035  | 8521  | 9074  |
| High Surround          | 5.25  | \$ 0    | 257  | 473  | 683  | 1002 | 1328 | 1796 | 2273  | 2840  | 3486  |
| Pillows (2)            | 1.50  | \$ 510  | 584  | 645  | 705  | 797  | 890  | 1023 | 1160  | 1322  | 1506  |

|                         |       |    |     |    |    |     |     |     |     |      |
|-------------------------|-------|----|-----|----|----|-----|-----|-----|-----|------|
| SOFA WITH HIGH SURROUND | 5503H | 81 | 26¼ | 49 | 72 | 18¾ | 17½ | 29⅞ | 180 | 98.9 |
|-------------------------|-------|----|-----|----|----|-----|-----|-----|-----|------|



Must Specify (in this order):

Model #  
Primary Upholstery  
High Surround Upholstery  
Pillow Upholstery  
Leg Color  
Tablet Arm  
Tablet Color  
Power

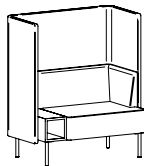
### Description

- Available with Contrasting Upholsteries
- Select from Aluminum or Chrome Legs; Must Specify Leg Color
- Additional Options: [See Pillow Back Options](#), [Tablet Arm Options](#), and [Power Locations](#)
- For High Surround, Select from Pre-Approved Upholsteries or Submit Approval Form; [See Approval Form](#)

| List Price/Grade       | Yards | COM/1   | 2    | 3    | 4    | 5     | 6     | 7     | 8     | 9     | 10    |
|------------------------|-------|---------|------|------|------|-------|-------|-------|-------|-------|-------|
| Single Upholstery      | 12.00 | \$ 7824 | 8412 | 8904 | 9384 | 10116 | 10860 | 11928 | 13020 | 14316 | 15792 |
| Contrasting Upholstery |       |         |      |      |      |       |       |       |       |       |       |
| Primary                | 5.25  | \$ 7824 | 8081 | 8297 | 8507 | 8827  | 9152  | 9620  | 10097 | 10664 | 11310 |
| High Surround          | 6.75  | \$ 0    | 331  | 607  | 877  | 1289  | 1708  | 2308  | 2923  | 3652  | 4482  |
| Pillows (3)            | 2.00  | \$ 752  | 850  | 932  | 1012 | 1134  | 1258  | 1436  | 1618  | 1834  | 2080  |

For ordering options, [see overview at the beginning of this section.](#)

| Item                         | Model No.    |               | Chair Width | Chair Depth | Chair Height | Seat Width | Seat Depth | Seat Height | Arm Height | Ship Wt | Cubic Ft |
|------------------------------|--------------|---------------|-------------|-------------|--------------|------------|------------|-------------|------------|---------|----------|
| CLUB NOOK WITH HIGH SURROUND | Seat on Left | Seat on Right |             |             |              |            |            |             |            |         |          |
|                              | 550HNL       | 550HNR        | 44½         | 26¼         | 49           | 27¼        | 18¾        | 17½         | 29⅝        | 121     | 52.9     |



Shown as Right

Must Specify (in this order):

Model #  
 Primary Upholstery  
 High Surround Upholstery  
 Pillow Upholstery  
 Nook Material  
 Nook Color  
 Leg Color  
 Tablet Arm  
 Tablet Color  
 Power

**Description**

- Available with Contrasting Upholsteries
- Nook Measures 8 ¼" x 14" x 8 ¼"; TFL Standard, Optional Veneer (W) or HPL (H). See Below for Upcharge
- Select from Aluminum or Chrome Legs; Must Specify Leg Color
- Additional Options: [See Pillow Back Options](#), [Tablet Arm Options](#), and [Power Locations](#)
- For High Surround, Select from Pre-Approved Upholsteries or Submit Approval Form; [See Approval Form](#)

| List Price/Grade       | Yards | COM/1   | 2    | 3    | 4    | 5    | 6    | 7    | 8    | 9     | 10    |
|------------------------|-------|---------|------|------|------|------|------|------|------|-------|-------|
| Single Upholstery      | 8.25  | \$ 5566 | 5970 | 6309 | 6639 | 7142 | 7653 | 8388 | 9138 | 10029 | 11044 |
| Contrasting Upholstery |       |         |      |      |      |      |      |      |      |       |       |
| Primary                | 3.00  | \$ 5566 | 5713 | 5836 | 5956 | 6139 | 6325 | 6592 | 6865 | 7189  | 7558  |
| High Surround          | 5.25  | \$ 0    | 257  | 473  | 683  | 1003 | 1328 | 1796 | 2273 | 2840  | 3486  |
| Pillow (1)             | 1.25  | \$ 280  | 341  | 393  | 443  | 519  | 596  | 708  | 821  | 956   | 1110  |

**Nook Material: Specify & Add**

|   |                             |    |     |
|---|-----------------------------|----|-----|
| H | HPL - Must Specify Color    | \$ | 168 |
| W | Veneer - Must Specify Color | \$ | 409 |

|        |            |    |    |     |   |   |   |   |    |     |
|--------|------------|----|----|-----|---|---|---|---|----|-----|
| POUFFE | 550-1617PF | 16 | 16 | 17½ | - | - | - | - | 10 | 5.7 |
|--------|------------|----|----|-----|---|---|---|---|----|-----|

Must Specify (in this order):


Model #  
 Primary Upholstery  
 Accent Upholstery

**Description**

- Standard with: Brown Leather Handle and Black Vinyl Bottom
- Upholstery Patterns or Stripes as the Primary Upholstery is Highly Discouraged Due to Alignment Issues
- Available with Contrasting Upholsteries

| List Price/Grade       | Yards | COM/1  | 2   | 3   | 4    | 5    | 6    | 7    | 8    | 9    | 10   |
|------------------------|-------|--------|-----|-----|------|------|------|------|------|------|------|
| Single Upholstery      | 2.50  | \$ 717 | 840 | 942 | 1042 | 1195 | 1350 | 1572 | 1800 | 2070 | 2377 |
| Contrasting Upholstery |       |        |     |     |      |      |      |      |      |      |      |
| Primary                | 1.75  | \$ 717 | 803 | 875 | 945  | 1051 | 1160 | 1316 | 1475 | 1664 | 1879 |
| Accent                 | 0.75  | \$ 0   | 37  | 67  | 97   | 144  | 190  | 256  | 325  | 406  | 498  |

| BOOTH SETTEE WITH<br>HIGH SURROUND |        |        |    |        |    |    |        |        |        |     |      |
|------------------------------------|--------|--------|----|--------|----|----|--------|--------|--------|-----|------|
|                                    | Left   | Right  |    |        |    |    |        |        |        |     |      |
|                                    | 5502LH | 5502RH | 57 | 26 1/4 | 49 | 48 | 18 3/4 | 17 1/2 | 29 5/8 | 144 | 61.9 |



Shown with Optional Pillows

**Description**

- To Be Used With a High Surround Center Panel Model; Compatible With Media Table
- Center Panel Attaches to Lounge Unit With Hidden Clips; Reconfiguration Not Recommended
- Available with Contrasting Upholsteries
- Select from Aluminum or Chrome Legs; Must Specify Leg Color
- Additional Options: [See Pillow Back Options](#), [Tablet Arm Options](#), and [Power Locations](#)
- For High Surround, Select from Pre-Approved Upholsteries or Submit Approval Form; [See Approval Form](#)

Must Specify (in this order):

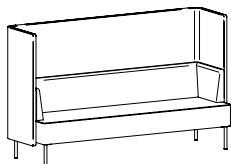
Model #  
 Primary Upholstery  
 High Surround Upholstery  
 Pillow Upholstery  
 Leg Color  
 Tablet Arm  
 Tablet Color  
 Power

| List Price/Grade       | Yards | COM/1   | 2    | 3    | 4    | 5    | 6    | 7    | 8     | 9     | 10    |
|------------------------|-------|---------|------|------|------|------|------|------|-------|-------|-------|
| Single Upholstery      | 9.75  | \$ 6086 | 6564 | 6964 | 7354 | 7948 | 8553 | 9421 | 10308 | 11361 | 12560 |
| Contrasting Upholstery |       |         |      |      |      |      |      |      |       |       |       |
| Primary                | 4.50  | \$ 6086 | 6307 | 6491 | 6671 | 6946 | 7225 | 7625 | 8035  | 8521  | 9074  |
| High Surround          | 5.25  | \$ 0    | 257  | 473  | 683  | 1002 | 1328 | 1796 | 2273  | 2840  | 3486  |
| Pillows (2)            | 1.50  | \$ 510  | 584  | 645  | 705  | 797  | 890  | 1023 | 1160  | 1322  | 1506  |

For ordering options, [see overview at the beginning of this section.](#)



| Item                             | Model No. |        |    |     | Width | Depth | Height | Ship Wt | Cubic Ft | List Price |
|----------------------------------|-----------|--------|----|-----|-------|-------|--------|---------|----------|------------|
| BOOTH SOFA WITH<br>HIGH SURROUND | Left      | Right  |    |     |       |       |        |         |          |            |
|                                  | 5503HL    | 5503HR | 81 | 26¼ | 49    | 72    | 18¾    | 17½     | 29⅞      | 180        |



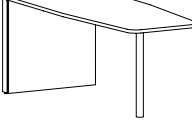
Must Specify (in this order):

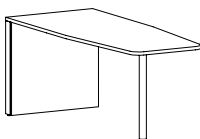
|                          |  |
|--------------------------|--|
| Model #                  |  |
| Primary Upholstery       |  |
| High Surround Upholstery |  |
| Pillow Upholstery        |  |
| Leg Color                |  |
| Tablet Arm               |  |
| Tablet Color             |  |
| Power                    |  |

### Description

- To Be Used With a High Surround Center Panel Model; Compatible With Media Table
- Center Panel Attaches to Lounge Unit With Hidden Clips; Reconfiguration Not Recommended
- Available with Contrasting Upholsteries
- Select from Aluminum or Chrome Legs; Must Specify Leg Color
- Additional Options: [See Pillow Back Options](#), [Tablet Arm Options](#), and [Power Locations](#)
- For High Surround. Select from Pre-Approved Upholsteries or Submit Approval Form: [See Approval Form](#)

| List Price/Grade       | Yards | COM/1   | 2    | 3    | 4    | 5     | 6     | 7     | 8     | 9     | 10    |
|------------------------|-------|---------|------|------|------|-------|-------|-------|-------|-------|-------|
| Single Upholstery      | 12.00 | \$ 7824 | 8412 | 8904 | 9384 | 10116 | 10860 | 11928 | 13020 | 14316 | 15792 |
| Contrasting Upholstery |       |         |      |      |      |       |       |       |       |       |       |
| Primary                | 5.25  | \$ 7824 | 8081 | 8297 | 8507 | 8827  | 9152  | 9620  | 10097 | 10664 | 11310 |
| High Surround          | 6.75  | \$ 0    | 331  | 607  | 877  | 1289  | 1708  | 2308  | 2923  | 3652  | 4482  |
| Pillow (3)             | 2.00  | \$ 752  | 850  | 932  | 1012 | 1134  | 1258  | 1436  | 1618  | 1834  | 2080  |

| Item   | Model No.   |        | Width | Depth | Height | Ship Wt | Cubic Ft | List Price |      |
|--|---|--------|-------|-------|--------|---------|----------|------------|------|
| <div>MEDIA PENINSULA</div>  | 72"W  |        |       |       |        |         |          |            |      |
|  | 550-3072MPS   | TFL    | 72    | 30    | 30     | 153     | 43.9     | T\$        | 1666 |
|  | 550-3072MPSH  | HPL    | 72    | 30    | 30     | 153     | 43.9     | P\$        | 1861 |
|  | 550-3072MPSV  | Veneer | 72    | 30    | 30     | 153     | 43.9     | W\$        | 2593 |
|  | 48"W  |        |       |       |        |         |          |            |      |
|  | 550-3048MPS   | TFL    | 48    | 30    | 30     | 112     | 28.4     | T\$        | 1441 |
|  | 550-3048MPSH  | HPL    | 48    | 30    | 30     | 112     | 28.4     | P\$        | 1583 |
|  | 550-3048MPSV  | Veneer | 48    | 30    | 30     | 112     | 28.4     | W\$        | 2331 |
|  | <u>Must Specify (in this order):</u><br>Model #<br>Finish/Color<br>Leg Color<br>Power |        |       |       |        |         |          |            |      |



Must Specify (in this order):

Model #  
Finish/Color  
Leg Color  
Power  
Monitor Stand

### Description

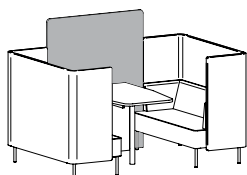
- Use with 60" High Surround Center Panels
- Not Recommended for Freestanding Application Due To Open Back
- Standard with: Square Edge and 2" Metal Tube Leg (Installed 15" from Front)
- 72" Units Feature a 51" Kneespace; 48" Units Feature 27" Kneespace
- Select from Aluminum or Chrome Legs; [See Leg Options](#) and Specify Leg Color
- End Panel Support Allows for Easy Routing and Concealing of Cables Through Wide, In-Column Channel
- Optional Monitor Stand and Power; Monitor Stand Fits Most 32" - 52" Screens (Mounting Pattern Range: VESA® 100x100mm - 600x400mm)
- Wire Management Trough Included; 4¼" W x 46⅜" L x 31½" H
- Some Assembly Required

### Optional Monitor Stand: Specify & Add

|      |               |    |     |
|------|---------------|----|-----|
| MTSD | Monitor Stand | \$ | 633 |
|------|---------------|----|-----|

For ordering options, [see overview at the beginning of this section](#).

| Item                                       | Model No. | Chair Width | Chair Depth | Chair Height | Seat Width | Seat Depth | Seat Height | Arm Height | Ship Wt   | Cubic Ft |
|--|-----------|-------------|-------------|--------------|------------|------------|-------------|------------|-----------|----------|
| HIGH SURROUND CENTER PANEL FOR MEDIA TABLE | 5560HP    | TFL         |             | 48           | 1          | 60         | 73.5        | 7.2        | T\$       | 667      |
|  | 5560HPV   | Veneer      |             | 48           | 1          | 60         | 73.5        | 7.2        | W\$       | 998      |
|  | 5560HPU   | Upholstered |             | 48           | 1          | 60         | 73.5        | 7.2        | See Below |          |



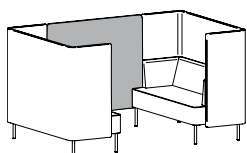

Must Specify (in this order):  
Model #  
Finish/Color/Upholstery

### Description

- For Use with The Media Table; Requires Two Booth Settee or Booth Sofa Models (Specify Separately)
- Upholstery which is Railroad Cut (Across the Roll) Will Have a Seam Approximately 8" from Bottom
- Center Panel Sets on Floor; No Gap at Floor
- Attaches to Lounge Units with Hidden Fasteners; Reconfiguration Not Recommended
- For Upholstery, Select from Pre-Approved Upholsteries or Submit Approval Form; [See Approval Form](#)

| List Price/Grade  | Yards | COM/1   | 2    | 3    | 4    | 5    | 6    | 7    | 8    | 9    | 10   |
|-------------------|-------|---------|------|------|------|------|------|------|------|------|------|
| Single Upholstery | 4.50  | \$ 1012 | 1233 | 1417 | 1597 | 1872 | 2151 | 2551 | 2961 | 3447 | 4000 |

|                           |         |             |  |    |   |    |    |     |           |     |
|---------------------------|---------|-------------|--|----|---|----|----|-----|-----------|-----|
| LOW SURROUND CENTER PANEL | 5540HP  | TFL         |  | 48 | 1 | 40 | 49 | 4.9 | T\$       | 538 |
|                           | 5540HPV | Veneer      |  | 48 | 1 | 40 | 49 | 4.9 | W\$       | 801 |
|                           | 5540HPU | Upholstered |  | 48 | 1 | 40 | 49 | 4.9 | See Below |     |



Must Specify (in this order):  
Model #  
Finish/Color/Upholstery


### Description

- Requires Two Booth Settee or Booth Sofa Models (Specify Separately)
- Not Recommended for Use with Media Table
- Center Panel Aligns with Bottom of High Surround; 9" Gap at Floor
- Attaches to Lounge Units with Hidden Fasteners; Reconfiguration Not Recommended
- For Upholstery, Select from Pre-Approved Upholsteries or Submit Approval Form; [See Approval Form](#)

| List Price/Grade  | Yards | COM/1  | 2   | 3    | 4    | 5    | 6    | 7    | 8    | 9    | 10   |
|-------------------|-------|--------|-----|------|------|------|------|------|------|------|------|
| Single Upholstery | 3.25  | \$ 815 | 974 | 1108 | 1238 | 1436 | 1637 | 1927 | 2222 | 2573 | 2973 |

For ordering options, [see overview at the beginning of this section.](#)

| Item               | Model No. | Chair Width | Chair Depth | Chair Height | Seat Width | Seat Depth | Seat Height | Arm Height | Ship Wt | Cubic Ft |
|--------------------|-----------|-------------|-------------|--------------|------------|------------|-------------|------------|---------|----------|
| MODULAR CLUB CHAIR | 550N      | 24          | 24          | 29½          | 24         | 18¼        | 17½         | -          | 40      | 24       |



Must Specify (in this order):

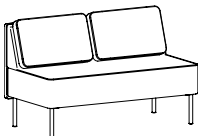
Model #  
Primary Upholstery  
Surround Upholstery  
Pillow Upholstery  
Leg Color  
Tablet Arm  
Tablet Color  
Power

### Description

- Available with Contrasting Upholsteries
- Includes Ganging Hardware
- Select from Aluminum or Chrome Legs; Must Specify Leg Color
- Additional Options: [See Pillow Back Options](#), [Tablet Arm Options](#), and [Power Locations](#)

| List Price/Grade       | Yards | COM/1   | 2    | 3    | 4    | 5    | 6    | 7    | 8    | 9    | 10   | L1   | L2   |
|------------------------|-------|---------|------|------|------|------|------|------|------|------|------|------|------|
| Single Upholstery      | 3.25  | \$ 2382 | 2541 | 2675 | 2805 | 3003 | 3204 | 3494 | 3789 | 4140 | 4540 | 3390 | 3819 |
| Contrasting Upholstery |       |         |      |      |      |      |      |      |      |      |      |      |      |
| Primary                | 2.25  | \$ 2382 | 2492 | 2585 | 2675 | 2812 | 2951 | 3152 | 3356 | 3599 | 3876 | 3080 | 3377 |
| Surround               | 1.00  | \$ 0    | 49   | 90   | 130  | 191  | 253  | 342  | 433  | 541  | 664  | 310  | 442  |
| Pillow (1)             | 1.25  | \$ 280  | 341  | 393  | 443  | 519  | 596  | 708  | 821  | 956  | 1110 | 668  | 833  |

|                |       |    |    |     |    |     |     |   |    |      |
|----------------|-------|----|----|-----|----|-----|-----|---|----|------|
| MODULAR SETTEE | 5502N | 48 | 24 | 29½ | 48 | 18¼ | 17½ | - | 68 | 43.2 |
|----------------|-------|----|----|-----|----|-----|-----|---|----|------|



Shown with Optional Pillows

Must Specify (in this order):

Model #  
Primary Upholstery  
Surround Upholstery  
Pillow Upholstery  
Leg Color  
Tablet Arm  
Tablet Color  
Power

### Description

- Available with Contrasting Upholsteries
- Includes Ganging Hardware
- Select from Aluminum or Chrome Legs; Must Specify Leg Color
- Additional Options: [See Pillow Back Options](#), [Tablet Arm Options](#), and [Power Locations](#)

| List Price/Grade       | Yards | COM/1   | 2    | 3    | 4    | 5    | 6    | 7    | 8    | 9    | 10   | L1   | L2   |
|------------------------|-------|---------|------|------|------|------|------|------|------|------|------|------|------|
| Single Upholstery      | 4.50  | \$ 3160 | 3381 | 3565 | 3745 | 4020 | 4299 | 4699 | 5109 | 5595 | 6148 | 4555 | 5149 |
| Contrasting Upholstery |       |         |      |      |      |      |      |      |      |      |      |      |      |
| Primary                | 3.00  | \$ 3160 | 3307 | 3430 | 3550 | 3733 | 3919 | 4186 | 4459 | 4783 | 5152 | 4090 | 4486 |
| Surround               | 1.50  | \$ 0    | 74   | 135  | 195  | 287  | 380  | 513  | 650  | 812  | 996  | 465  | 663  |
| Pillows (2)            | 1.50  | \$ 510  | 584  | 645  | 705  | 797  | 890  | 1023 | 1160 | 1322 | 1506 | 975  | 1173 |

|      |       |    |    |     |    |     |     |   |    |      |
|------|-------|----|----|-----|----|-----|-----|---|----|------|
| SOFA | 5503N | 72 | 24 | 29½ | 72 | 18¼ | 17½ | - | 88 | 69.1 |
|------|-------|----|----|-----|----|-----|-----|---|----|------|



Must Specify (in this order):

Model #  
Primary Upholstery  
Surround Upholstery  
Pillow Upholstery  
Leg Color  
Tablet Arm  
Tablet Color  
Power


### Description

- Available with Contrasting Upholsteries
- Includes Ganging Hardware
- Select from Aluminum or Chrome Legs; Must Specify Leg Color
- Additional Options: [See Pillow Back Options](#), [Tablet Arm Options](#), and [Power Locations](#)

| List Price/Grade       | Yards | COM/1   | 2    | 3    | 4    | 5    | 6    | 7    | 8    | 9    | 10   | L1   | L2   |
|------------------------|-------|---------|------|------|------|------|------|------|------|------|------|------|------|
| Single Upholstery      | 6.25  | \$ 3876 | 4182 | 4439 | 4689 | 5070 | 5457 | 6014 | 6582 | 7257 | 8026 | 5814 | 6639 |
| Contrasting Upholstery |       |         |      |      |      |      |      |      |      |      |      |      |      |
| Primary                | 4.25  | \$ 3876 | 4084 | 4259 | 4429 | 4688 | 4951 | 5330 | 5716 | 6175 | 6698 | 5194 | 5755 |
| Surround               | 2.00  | \$ 0    | 98   | 180  | 260  | 382  | 506  | 684  | 866  | 1082 | 1328 | 620  | 884  |
| Pillows (3)            | 2.00  | \$ 752  | 850  | 932  | 1012 | 1134 | 1258 | 1436 | 1618 | 1834 | 2080 | 1372 | 1636 |

For ordering options, [see overview at the beginning of this section](#).

| Item                                  | Model No. | Chair Width | Chair Depth | Chair Height | Seat Width | Seat Depth | Seat Height | Arm Height | Ship Wt | Cubic Ft |
|---------------------------------------|-----------|-------------|-------------|--------------|------------|------------|-------------|------------|---------|----------|
| MODULAR CLUB CHAIR WITH HIGH SURROUND | 550NH     | 24          | 24          | 49           | 24         | 18¼        | 17½         | -          | 50      | 43.2     |



Must Specify (in this order):


Model #  
Primary Upholstery  
High Surround Upholstery  
Pillow Upholstery  
Leg Color  
Tablet Arm  
Tablet Color  
Power

### Description

- Available with Contrasting Upholsteries
- Includes Ganging Hardware
- Select from Aluminum or Chrome Legs; Must Specify Leg Color
- Additional Options: [See Pillow Back Options](#), [Tablet Arm Options](#), and [Power Locations](#)
- For High Surround, Select from Pre-Approved Upholsteries or Submit Approval Form; [See Approval Form](#)

| List Price/Grade       | Yards | COM/1   | 2    | 3    | 4    | 5    | 6    | 7    | 8    | 9    | 10   |
|------------------------|-------|---------|------|------|------|------|------|------|------|------|------|
| Single Upholstery      | 5.00  | \$ 2722 | 2967 | 3172 | 3372 | 3677 | 3987 | 4432 | 4887 | 5427 | 6042 |
| Contrasting Upholstery |       |         |      |      |      |      |      |      |      |      |      |
| Primary                | 2.25  | \$ 2722 | 2832 | 2925 | 3015 | 3152 | 3291 | 3492 | 3696 | 3939 | 4216 |
| High Surround          | 2.75  | \$ 0    | 135  | 247  | 357  | 525  | 696  | 940  | 1191 | 1488 | 1826 |
| Pillow (1)             | 1.25  | \$ 280  | 341  | 393  | 443  | 519  | 596  | 708  | 821  | 956  | 1110 |

|                                   |        |    |    |    |    |     |     |   |    |      |
|-----------------------------------|--------|----|----|----|----|-----|-----|---|----|------|
| MODULAR SETTEE WITH HIGH SURROUND | 5502NH | 48 | 24 | 49 | 48 | 18¼ | 17½ | - | 88 | 61.9 |
|-----------------------------------|--------|----|----|----|----|-----|-----|---|----|------|



Must Specify (in this order):

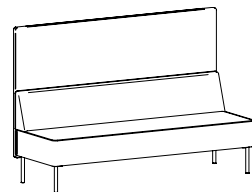
Model #  
Primary Upholstery  
High Surround Upholstery  
Pillow Upholstery  
Leg Color  
Tablet Arm  
Tablet Color  
Power

### Description

- Available with Contrasting Upholsteries
- Includes Ganging Hardware
- Select from Aluminum or Chrome Legs; Must Specify Leg Color
- Additional Options: [See Pillow Back Options](#), [Tablet Arm Options](#), and [Power Locations](#)
- For High Surround, Select from Pre-Approved Upholsteries or Submit Approval Form; [See Approval Form](#)

| List Price/Grade       | Yards | COM/1   | 2    | 3    | 4    | 5    | 6    | 7    | 8    | 9    | 10   |
|------------------------|-------|---------|------|------|------|------|------|------|------|------|------|
| Single Upholstery      | 6.25  | \$ 3590 | 3896 | 4153 | 4403 | 4784 | 5171 | 5728 | 6296 | 6971 | 7740 |
| Contrasting Upholstery |       |         |      |      |      |      |      |      |      |      |      |
| Primary                | 3.00  | \$ 3590 | 3737 | 3860 | 3980 | 4163 | 4349 | 4616 | 4889 | 5213 | 5582 |
| High Surround          | 3.25  | \$ 0    | 159  | 293  | 423  | 621  | 822  | 1112 | 1407 | 1758 | 2158 |
| Pillows (2)            | 1.50  | \$ 510  | 584  | 645  | 705  | 797  | 890  | 1023 | 1160 | 1322 | 1506 |

|                                 |        |    |    |    |    |     |     |   |     |      |
|---------------------------------|--------|----|----|----|----|-----|-----|---|-----|------|
| MODULAR SOFA WITH HIGH SURROUND | 5503NH | 72 | 24 | 49 | 72 | 18¼ | 17½ | - | 118 | 99.0 |
|---------------------------------|--------|----|----|----|----|-----|-----|---|-----|------|



Must Specify (in this order):

Model #  
Primary Upholstery  
High Surround Upholstery  
Pillow Upholstery  
Leg Color  
Tablet Arm  
Tablet Color  
Power

### Description

- Available with Contrasting Upholsteries
- Select from Aluminum or Chrome Legs
- Includes Ganging Hardware
- Optional Pillow Back, Tablet Arm, and Power
- For High Surround, Select from Pre-Approved Upholsteries or Submit Approval Form; [See Approval Form](#)

| List Price/Grade       | Yards | COM/1   | 2    | 3    | 4    | 5    | 6    | 7    | 8    | 9    | 10    |
|------------------------|-------|---------|------|------|------|------|------|------|------|------|-------|
| Single Upholstery      | 8.75  | \$ 4561 | 4990 | 5349 | 5699 | 6232 | 6775 | 7554 | 8350 | 9295 | 10371 |
| Contrasting Upholstery |       |         |      |      |      |      |      |      |      |      |       |
| Primary                | 4.25  | \$ 4561 | 4769 | 4944 | 5114 | 5373 | 5636 | 6015 | 6401 | 6860 | 7383  |
| High Surround          | 4.50  | \$ 0    | 221  | 405  | 585  | 859  | 1139 | 1539 | 1949 | 2435 | 2988  |
| Pillows (3)            | 2.00  | \$ 752  | 850  | 932  | 1012 | 1134 | 1258 | 1436 | 1618 | 1834 | 2080  |

For ordering options, [see overview at the beginning of this section.](#)

| Item                  | Model No.    |               | Chair Width | Chair Depth | Chair Height | Seat Width | Seat Depth | Seat Height | Arm Height | Ship Wt | Cubic Ft |
|-----------------------|--------------|---------------|-------------|-------------|--------------|------------|------------|-------------|------------|---------|----------|
| MODULAR CHAISE SETTEE | Back on Left | Back on Right |             |             |              |            |            |             |            |         |          |
|                       | 5502CL       | 5502CR        | 48          | 24          | 29⅞          | 48         | 18¼        | 17½         | -          | 50      | 43.2     |



Shown as Right

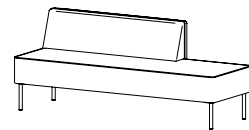
Must Specify (in this order):  
Model #  
Primary Upholstery  
Surround Upholstery  
Pillow Upholstery  
Leg Color  
Tablet Arm  
Tablet Color  
Power

Description

- Available with Contrasting Upholsteries
- Includes Ganging Hardware
- Select from Aluminum or Chrome Legs; Must Specify Leg Color
- Additional Options: [See Pillow Back Options](#), [Tablet Arm Options](#), and [Power Locations](#)

| List Price/Grade       | Yards | COM/1   | 2    | 3    | 4    | 5    | 6    | 7    | 8    | 9    | 10   | L1   | L2   |
|------------------------|-------|---------|------|------|------|------|------|------|------|------|------|------|------|
| Single Upholstery      | 4.00  | \$ 2882 | 3078 | 3242 | 3402 | 3646 | 3894 | 4250 | 4614 | 5046 | 5538 | 4122 | 4650 |
| Contrasting Upholstery |       |         |      |      |      |      |      |      |      |      |      |      |      |
| Primary                | 3.00  | \$ 2882 | 3029 | 3152 | 3272 | 3455 | 3641 | 3908 | 4181 | 4505 | 4874 | 3812 | 4208 |
| Surround               | 1.00  | \$ 0    | 49   | 90   | 130  | 191  | 253  | 342  | 433  | 541  | 664  | 310  | 442  |
| Pillow (1)             | 1.25  | \$ 280  | 341  | 393  | 443  | 519  | 596  | 708  | 821  | 956  | 1110 | 668  | 833  |

MODULAR CHAISE SOFA



Shown as Left

Must Specify (in this order):  
Model #  
Primary Upholstery  
Surround Upholstery  
Pillow Upholstery  
Leg Color  
Tablet Arm  
Tablet Color  
Power

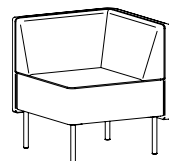
|              |               |    |    |     |    |     |     |   |    |      |  |  |  |
|--------------|---------------|----|----|-----|----|-----|-----|---|----|------|--|--|--|
| Back on Left | Back on Right |    |    |     |    |     |     |   |    |      |  |  |  |
| 5503CL       | 5503CR        | 72 | 24 | 29½ | 72 | 18¼ | 17½ | - | 78 | 69.1 |  |  |  |

Description

- Available with Contrasting Upholsteries
- Includes Ganging Hardware
- Select from Aluminum or Chrome Legs; Must Specify Leg Color
- Additional Options: [See Pillow Back Options](#), [Tablet Arm Options](#), and [Power Locations](#)

| List Price/Grade       | Yards | COM/1   | 2    | 3    | 4    | 5    | 6    | 7    | 8    | 9    | 10   | L1   | L2   |
|------------------------|-------|---------|------|------|------|------|------|------|------|------|------|------|------|
| Single Upholstery      | 5.75  | \$ 3810 | 4092 | 4328 | 4558 | 4908 | 5265 | 5777 | 6300 | 6921 | 7628 | 5593 | 6352 |
| Contrasting Upholstery |       |         |      |      |      |      |      |      |      |      |      |      |      |
| Primary                | 4.25  | \$ 3810 | 4018 | 4193 | 4363 | 4622 | 4885 | 5264 | 5650 | 6109 | 6632 | 5128 | 5689 |
| Surround               | 1.50  | \$ 0    | 74   | 135  | 195  | 286  | 380  | 513  | 650  | 812  | 996  | 465  | 663  |
| Pillows (2)            | 1.50  | \$ 510  | 584  | 645  | 705  | 797  | 890  | 1023 | 1160 | 1322 | 1506 | 975  | 1173 |

MODULAR CORNER UNIT



Must Specify (in this order):  
Model #  
Primary Upholstery  
Surround Upholstery  
Pillow Upholstery  
Leg Color  
Power


|         |    |    |     |     |     |     |     |    |    |
|---------|----|----|-----|-----|-----|-----|-----|----|----|
| 550-90C | 24 | 24 | 29½ | 18¼ | 18¼ | 17½ | 29½ | 85 | 24 |
|---------|----|----|-----|-----|-----|-----|-----|----|----|

Description

- Available with Contrasting Upholsteries
- Tablet Arm Not Available
- Includes Ganging Hardware
- Select from Aluminum or Chrome Legs; Must Specify Leg Color
- Additional Options: [See Pillow Back Options](#), [Tablet Arm Options](#), and [Power Locations](#)

| List Price/Grade       | Yards | COM/1   | 2    | 3    | 4    | 5    | 6    | 7    | 8    | 9    | 10   | L1   | L2   |
|------------------------|-------|---------|------|------|------|------|------|------|------|------|------|------|------|
| Single Upholstery      | 4.00  | \$ 2799 | 2995 | 3159 | 3319 | 3563 | 3811 | 4167 | 4531 | 4963 | 5455 | 4039 | 4567 |
| Contrasting Upholstery |       |         |      |      |      |      |      |      |      |      |      |      |      |
| Primary                | 2.50  | \$ 2799 | 2922 | 3024 | 3124 | 3277 | 3432 | 3654 | 3882 | 4152 | 4459 | 3574 | 3904 |
| Surround               | 1.50  | \$ 0    | 73   | 135  | 195  | 286  | 379  | 513  | 649  | 811  | 996  | 465  | 663  |
| Pillows (2)            | 1.50  | \$ 510  | 584  | 645  | 705  | 797  | 890  | 1023 | 1160 | 1322 | 1506 | 975  | 1173 |

| Item                                     | Model No.    | Chair Width   | Chair Depth | Chair Height | Seat Width | Seat Depth | Seat Height | Arm Height | Ship Wt | Cubic Ft |
|--|--------------|---------------|-------------|--------------|------------|------------|-------------|------------|---------|----------|
| MODULAR CHAISE SETTEE WITH HIGH SURROUND | Back on Left | Back on Right |             |              |            |            |             |            |         |          |
|  | 5502CHL      | 5502CHR       | 48          | 24           | 49         | 48         | 18¼         | 17½        | -       | 60       |



Shown as Right

Must Specify (in this order):

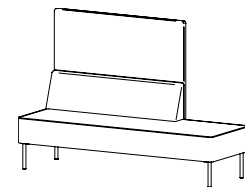
Model #  
 Primary Upholstery  
 High Surround Upholstery  
 Pillow Upholstery  
 Leg Color  
 Tablet Arm  
 Tablet Color  
 Power

**Description**

- Available with Contrasting Upholsteries
- Includes Ganging Hardware
- Select from Aluminum or Chrome Legs; Must Specify Leg Color
- Additional Options: [See Pillow Back Options](#), [Tablet Arm Options](#), and [Power Locations](#)
- For High Surround, Select from Pre-Approved Upholsteries or Submit Approval Form; [See Approval Form](#)

| List Price/Grade       | Yards | COM/1   | 2    | 3    | 4    | 5    | 6    | 7    | 8    | 9    | 10   |
|------------------------|-------|---------|------|------|------|------|------|------|------|------|------|
| Single Upholstery      | 5.75  | \$ 3218 | 3500 | 3736 | 3966 | 4316 | 4673 | 5185 | 5708 | 6329 | 7036 |
| Contrasting Upholstery |       |         |      |      |      |      |      |      |      |      |      |
| Primary                | 3.00  | \$ 3218 | 3365 | 3488 | 3608 | 3791 | 3977 | 4244 | 4517 | 4841 | 5210 |
| High Surround          | 2.75  | \$ 0    | 135  | 248  | 358  | 525  | 696  | 941  | 1191 | 1488 | 1826 |
| Pillow (1)             | 1.25  | \$ 280  | 341  | 393  | 443  | 519  | 596  | 708  | 821  | 956  | 1110 |

### MODULAR CHAISE SOFA WITH HIGH SURROUND



Shown as Left

Must Specify (in this order):

Model #  
 Primary Upholstery  
 High Surround Upholstery  
 Pillow Upholstery  
 Leg Color  
 Tablet Arm  
 Tablet Color  
 Power


|              |               |    |    |    |    |     |     |   |    |      |  |
|--------------|---------------|----|----|----|----|-----|-----|---|----|------|--|
| Back on Left | Back on Right |    |    |    |    |     |     |   |    |      |  |
| 5503CHL      | 5503CHR       | 72 | 24 | 49 | 72 | 18¼ | 17½ | - | 98 | 98.2 |  |

**Description**

- Available with Contrasting Upholsteries
- Includes Ganging Hardware
- Select from Aluminum or Chrome Legs; Must Specify Leg Color
- Additional Options: [See Pillow Back Options](#), [Tablet Arm Options](#), and [Power Locations](#)
- For High Surround, Select from Pre-Approved Upholsteries or Submit Approval Form; [See Approval Form](#)

| List Price/Grade       | Yards | COM/1   | 2    | 3    | 4    | 5    | 6    | 7    | 8    | 9    | 10   |
|------------------------|-------|---------|------|------|------|------|------|------|------|------|------|
| Single Upholstery      | 7.50  | \$ 4275 | 4643 | 4950 | 5250 | 5708 | 6173 | 6840 | 7523 | 8333 | 9255 |
| Contrasting Upholstery |       |         |      |      |      |      |      |      |      |      |      |
| Primary                | 4.25  | \$ 4275 | 4483 | 4658 | 4828 | 5087 | 5350 | 5729 | 6115 | 6574 | 7097 |
| High Surround          | 3.25  | \$ 0    | 160  | 292  | 422  | 621  | 823  | 1111 | 1408 | 1759 | 2158 |
| Pillows (2)            | 1.50  | \$ 510  | 584  | 645  | 705  | 797  | 890  | 1023 | 1160 | 1322 | 1506 |

### MODULAR CORNER UNIT WITH HIGH SURROUND



Must Specify (in this order):

Model #  
 Primary Upholstery  
 High Surround Upholstery  
 Pillow Upholstery  
 Leg Color  
 Power

|          |    |    |    |     |     |     |     |     |      |  |  |
|----------|----|----|----|-----|-----|-----|-----|-----|------|--|--|
| 550-90CH | 24 | 24 | 49 | 18¼ | 18¼ | 17½ | 29% | 104 | 34.4 |  |  |
|----------|----|----|----|-----|-----|-----|-----|-----|------|--|--|

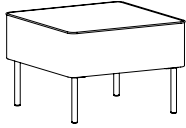
**Description**

- Available with Contrasting Upholsteries
- Tablet Arm Not Available
- Includes Ganging Hardware
- Select from Aluminum or Chrome Legs; Must Specify Leg Color
- Additional Options: [See Pillow Back Options](#), [Tablet Arm Options](#), and [Power Locations](#)
- For High Surround, Select from Pre-Approved Upholsteries or Submit Approval Form; [See Approval Form](#)

| List Price/Grade       | Yards | COM/1   | 2    | 3    | 4    | 5    | 6    | 7    | 8    | 9    | 10   |
|------------------------|-------|---------|------|------|------|------|------|------|------|------|------|
| Single Upholstery      | 5.25  | \$ 3308 | 3565 | 3781 | 3991 | 4311 | 4636 | 5104 | 5581 | 6148 | 6794 |
| Contrasting Upholstery |       |         |      |      |      |      |      |      |      |      |      |
| Primary                | 2.50  | \$ 3308 | 3431 | 3533 | 3633 | 3786 | 3941 | 4163 | 4391 | 4661 | 4968 |
| High Surround          | 2.75  | \$ 0    | 134  | 248  | 358  | 525  | 695  | 941  | 1190 | 1487 | 1826 |
| Pillows (2)            | 1.50  | \$ 510  | 584  | 645  | 705  | 797  | 890  | 1023 | 1160 | 1322 | 1506 |

For ordering options, [see overview at the beginning of this section.](#)

| Item            | Model No.  | Chair Width | Chair Depth | Chair Height | Seat Width | Seat Depth | Seat Height | Arm Height | Ship Wt | Cubic Ft |
|-----------------|------------|-------------|-------------|--------------|------------|------------|-------------|------------|---------|----------|
| MODULAR OTTOMAN | 550-2424OT | -           | -           | -            | 24         | 24         | 17½         | -          | 23      | 18.3     |



Must Specify (in this order):

Model #  
Upholstery  
Leg Color  
Tablet Arm  
Tablet Color  
Power

### Description

- Includes Ganging Hardware
- Select from Aluminum or Chrome Legs; Must Specify Leg Color
- Additional Options: [Tablet Arm Options](#) and [Power Locations](#)

| List Price/Grade  | Yards | COM/1   | 2    | 3    | 4    | 5    | 6    | 7    | 8    | 9    | 10   | L1   | L2   |
|-------------------|-------|---------|------|------|------|------|------|------|------|------|------|------|------|
| Single Upholstery | 1.50  | \$ 1107 | 1181 | 1242 | 1302 | 1394 | 1487 | 1620 | 1757 | 1919 | 2103 | 1572 | 1770 |

|               |            |   |   |   |    |    |     |   |    |      |
|---------------|------------|---|---|---|----|----|-----|---|----|------|
| MODULAR BENCH | 550-5024RT | - | - | - | 50 | 24 | 17½ | - | 32 | 43.2 |
|---------------|------------|---|---|---|----|----|-----|---|----|------|



Must Specify (in this order):

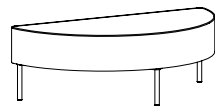
Model #  
Upholstery  
Leg Color  
Tablet Arm  
Tablet Color  
Power

### Description

- Intended to be Used to "Cap" Two Units Back to Back
- Includes Ganging Hardware
- Select from Aluminum or Chrome Legs; Must Specify Leg Color
- Additional Options: [Tablet Arm Options](#) and [Power Locations](#)

| List Price/Grade  | Yards | COM/1   | 2    | 3    | 4    | 5    | 6    | 7    | 8    | 9    | 10   | L1   | L2   |
|-------------------|-------|---------|------|------|------|------|------|------|------|------|------|------|------|
| Single Upholstery | 2.25  | \$ 1636 | 1746 | 1839 | 1929 | 2066 | 2205 | 2406 | 2610 | 2853 | 3130 | 2334 | 2631 |

|                          |            |  |  |  |    |    |     |  |    |      |
|--------------------------|------------|--|--|--|----|----|-----|--|----|------|
| MODULAR HALF ROUND BENCH | 550-5024HR |  |  |  | 50 | 24 | 17½ |  | 33 | 43.2 |
|--------------------------|------------|--|--|--|----|----|-----|--|----|------|



Must Specify (in this order):

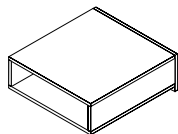
Model #  
Upholstery  
Leg Color  
Tablet Arm  
Tablet Color  
Power

### Description

- Intended to be Used to "Cap" Two Units Back to Back
- Select from Aluminum or Chrome Legs; Must Specify Leg Color
- Tablet Arm Not Available
- Includes Ganging Hardware

| List Price/Grade  | Yards | COM/1   | 2    | 3    | 4    | 5    | 6    | 7    | 8    | 9    | 10   | L1   | L2   |
|-------------------|-------|---------|------|------|------|------|------|------|------|------|------|------|------|
| Single Upholstery | 2.50  | \$ 1359 | 1482 | 1584 | 1684 | 1837 | 1992 | 2214 | 2442 | 2712 | 3019 | 2134 | 2464 |

| Item                  | Model No.   |        | Width | Depth | Height | Ship Wt | Cubic Ft | List Price |
|-----------------------|-------------|--------|-------|-------|--------|---------|----------|------------|
| MODULAR GANGING TABLE | <b>24"W</b> |        |       |       |        |         |          |            |
|                       | 550-2426GT  | TFL    | 24    | 24    | 9¼     | 46      | 4.7      | T\$ 745    |
|                       | 550-2426GTH | HPL    | 24    | 24    | 9¼     | 46      | 4.7      | P\$ 872    |
|                       | 550-2426GTV | Veneer | 24    | 24    | 9¼     | 46      | 4.7      | W\$ 1369   |
|                       | <b>18"W</b> |        |       |       |        |         |          |            |
|                       | 550-1826GT  | TFL    | 18    | 24    | 9¼     | 36      | 3.9      | T\$ 705    |
|                       | 550-1826GTH | HPL    | 18    | 24    | 9¼     | 36      | 3.9      | P\$ 838    |
|                       | 550-1826GTV | Veneer | 18    | 24    | 9¼     | 36      | 3.9      | W\$ 1281   |



Must Specify (in this order):

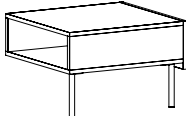
Model #  
Finish/Color  
Power

### Description

- Includes Ganging Hardware
- Optional Power; [See Location Options](#)

T = TFL P = HPL W = Veneer

For ordering options, [see overview at the beginning of this section.](#)

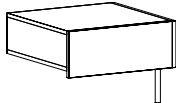
| Item  | Model No.   | Chair Width | Chair Depth | Chair Height | Seat Width | Seat Depth | Seat Height | Arm Height | Ship Wt | Cubic Ft |
|---|-------------|-------------|-------------|--------------|------------|------------|-------------|------------|---------|----------|
|  | 550-2426ET  | TFL         |             | 24           | 24         | 17         | 46          | 4.7        | T\$     | 874      |
|   | 550-2426ETH | HPL         |             | 24           | 24         | 17         | 46          | 4.7        | P\$     | 1004     |
|   | 550-2426ETV | Veneer      |             | 24           | 24         | 17         | 46          | 4.7        | W\$     | 1527     |
|   | 550-1826ET  | TFL         |             | 18           | 24         | 17         | 36          | 3.9        | T\$     | 831      |
|   | 550-1826ETH | HPL         |             | 18           | 24         | 17         | 36          | 3.9        | P\$     | 963      |
|   | 550-1826ETV | Veneer      |             | 18           | 24         | 17         | 36          | 3.9        | W\$     | 1396     |

Must Specify (in this order):

Model #  
Finish/Color  
Leg Color  
Power

### Description

- Front to Back Grain Direction
- Select from Aluminum or Chrome Legs; Must Specify Leg Color
- Includes Ganging Hardware
- Optional Power; [See Location Options](#)
- Ships KD; Legs Installed on Left or Right in Field

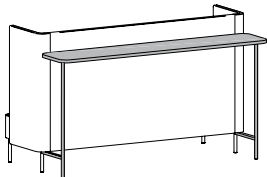
|   |              |        |  |    |    |     |    |     |     |      |
|---|--------------|--------|--|----|----|-----|----|-----|-----|------|
|  | 550-9026CGT  | TFL    |  | 24 | 24 | 17½ | 49 | 8.3 | T\$ | 821  |
|   | 550-9026CGTH | HPL    |  | 24 | 24 | 17½ | 49 | 8.3 | P\$ | 936  |
|   | 550-9026CGTV | Veneer |  | 24 | 24 | 17½ | 49 | 8.3 | W\$ | 1423 |

Must Specify (in this order):

Model #  
Finish/Color  
Leg Color  
Power

### Description

- Select from Aluminum or Chrome Legs; Must Specify Leg Color
- Includes Ganging Hardware
- Optional Power; [See Location Options](#)
- Ships KD; Some Assembly Required

|   |                             |        |  |    |    |    |    |     |     |      |
|---|-----------------------------|--------|--|----|----|----|----|-----|-----|------|
|  | <b>For Use with Sofas</b>   |        |  |    |    |    |    |     |     |      |
|   | 550-1681BT                  | TFL    |  | 81 | 16 | 42 | 36 | 3.9 | T\$ | 965  |
|   | 550-1681BTH                 | HPL    |  | 81 | 16 | 42 | 36 | 3.9 | P\$ | 1155 |
|   | 550-1681BTV                 | Veneer |  | 81 | 16 | 42 | 36 | 3.9 | W\$ | 1334 |
|   | <b>For Use with Settees</b> |        |  |    |    |    |    |     |     |      |
|   | 550-1657BT                  | TFL    |  | 57 | 16 | 42 | 36 | 2.6 | T\$ | 903  |
|   | 550-1657BTH                 | HPL    |  | 57 | 16 | 42 | 36 | 2.6 | P\$ | 1078 |
|   | 550-1657BTV                 | Veneer |  | 57 | 16 | 42 | 36 | 2.6 | W\$ | 1252 |

Must Specify (in this order):

Model #  
Finish/Color  
Leg Color  
Hook

### Description

- Must be Used with High Surround Booth Application
- Select from Aluminum or Chrome Legs; Must Specify Leg Color
- Includes Installation Hardware
- Ships KD; Some Assembly Required

### Leg Options: Specify & Add

|      |          |        |
|------|----------|--------|
| ALUM | Aluminum | STD    |
| CHRM | Chrome   | \$ 101 |

### Optional Purse Hook: Specify & Add

|         |                  |       |
|---------|------------------|-------|
| 01-HOOK | Black Purse Hook | \$ 74 |
|---------|------------------|-------|

2" x 2 5/8"; Includes Mounting Hardware

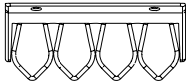


T = TFL P = HPL W = Veneer

For ordering options, [see overview at the beginning of this section.](#)

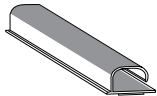


| Item       | Model No. | Width | Depth | Height | Ship Wt | Cubic Ft | List Price |
|------------|-----------|-------|-------|--------|---------|----------|------------|
| CABLE GRIP | 01-WMGRCB | -     | -     | -      | 1       | 0.1      | \$ 16      |



- Description**
- Under Surface Wire Management
  - Black

|              |          |    |    |   |     |     |       |
|--------------|----------|----|----|---|-----|-----|-------|
| WIRE CHANNEL | 01-32125 | 24 | 1½ | 1 | .25 | 0.3 | \$ 99 |
|--------------|----------|----|----|---|-----|-----|-------|



- Description**
- Available in Black
  - Includes (2) Double-Sided Tape Ribbons for Easy Installation
  - Open J Channel for Easy Wire Management

|                    |          |     |    |     |    |     |         |
|--------------------|----------|-----|----|-----|----|-----|---------|
| VESTA POWER CENTER | 01-PDCTR | 10¾ | 12 | 28¾ | 14 | 2.5 | \$ 1666 |
|--------------------|----------|-----|----|-----|----|-----|---------|



- Description**
- Top Includes One (1) Power Outlet, Two (2) USB Ports and One (1) USB-C Port; Base Includes Three (3) Outlet
  - Available in White
  - 120" Power Cord
  - Built with Weight Distribution for Optimal Stability
  - Base is 5" Tall

|                          |             |       |   |   |    |   |     |        |
|--------------------------|-------------|-------|---|---|----|---|-----|--------|
| WIRELESS AND USB CHARGER | 01-DOCK150W | White | 3 | 3 | ¾" | 1 | 0.2 | \$ 380 |
|                          | 01-DOCK150B | Black |   |   |    |   |     | \$ 380 |



Open Market Only

- Description**
- For Use with Wireless Charging Enabled Devices and USB Charging Devices
  - 5 Watt Maximum Output with a Direct Current Input of 5V 6A (Wireless Fast Charge)
  - Pop-Up is ¾"H and Includes Three (3) USB Ports; One (1) 12 Watt Maximum with 2.4A (USB Fast Charge) and Two (2) 5 Watt with 1A (USB Standard Charge)
  - Mounts in 76mm Round Cut-Out
  - LED Light will Confirm Pairing with Device and Begin Wireless Charging
  - UL and cUL Certified

| Item             | Model No.   |       | Width            | Depth            | Height | Ship Wt | Cubic Ft | List Price |
|------------------|-------------|-------|------------------|------------------|--------|---------|----------|------------|
| WIRELESS CHARGER | 01-DOCK950W | White | 3 $\frac{3}{16}$ | 3 $\frac{3}{16}$ | -      | 1       | 0.2      | \$ 249     |
|                  | 01-DOCK950B | Black |                  |                  |        |         |          | \$ 249     |



Open Market Only

**Description**

- For Use with Wireless Charging Enabled Devices
- 5 Watts Maximum Output with a Direct Current of 5V 2A and 10 Watts Maximum with Quick Charge 2.0
- Mounts in 76mm Round Cut-Out
- LED will Confirm Pairing with Device and Begin Wireless Charging

|                     |              |        |   |                 |   |   |     |        |
|---------------------|--------------|--------|---|-----------------|---|---|-----|--------|
| DUO BEZEL NEMA PLUG | 01-DUOBEZELS | Silver | 9 | 2 $\frac{1}{2}$ | 3 | 1 | 0.2 | \$ 633 |
|                     | 01-DUOBEZELW | White  |   |                 |   |   |     | \$ 633 |
|                     | 01-DUOBEZELB | Black  |   |                 |   |   |     | \$ 633 |

**Description**

- Worksurface Must Be Routed To Accept Unit, Which Sits Down Into Worksurface Supported By Attractive Slim Fit Bezel
- Two (2) Power/Two (2) USB Power
- Independent USB Circuit Controllers Deliver up to 2.1 Amps to Each Post
- All Mounting Hardware Included
- FCC Part 15A and UL Approved for Horizontal and Vertical Applications
- 10' Cord

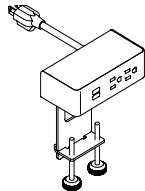
|                      |               |        |                 |                 |                  |   |     |        |
|----------------------|---------------|--------|-----------------|-----------------|------------------|---|-----|--------|
| TRIO BEZEL NEMA PLUG | 01-TRIOBEZELS | Silver | 6 $\frac{1}{2}$ | 2 $\frac{1}{2}$ | 3 $\frac{3}{16}$ | 1 | 0.2 | \$ 680 |
|                      | 01-TRIOBEZELW | White  |                 |                 |                  |   |     | \$ 680 |
|                      | 01-TRIOBEZELB | Black  |                 |                 |                  |   |     | \$ 680 |

**Description**

- Worksurface Must Be Routed To Accept Unit, Which Sits Down Into Worksurface Supported By Attractive Slim Fit Bezel
- Three (3) Power/Two (2) USB Power/One (1) Open Data
- Independent USB Circuit Controllers Deliver up to 2.1 Amps to Each Post
- HDMI, VGA, or RJ45 Accessories Sold Separately
- All Mounting Hardware Included
- FCC Part 15A and UL Approved for Horizontal and Vertical Applications
- 10' Cord

For ordering options, [see overview at the beginning of this section.](#)

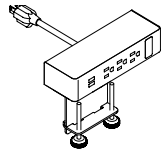
| Item                | Model No.    |        | Width | Depth | Height | Ship Wt | Cubic Ft | List Price |
|---------------------|--------------|--------|-------|-------|--------|---------|----------|------------|
| DUO CLAMP NEMA PLUG | 01-DUOCLAMPS | Silver | 5½    | 3     | 7      | 1       | 0.2      | \$ 537     |
|                     | 01-DUOCLAMPW | White  |       |       |        |         |          | \$ 537     |
|                     | 01-DUOCLAMPB | Black  |       |       |        |         |          | \$ 537     |



**Description**

- Silver Metal Trim
- Clamps to Top
- Two (2) Power/Two (2) USB Power
- Independent USB Circuit Controllers Deliver up to 2.1 Amps to Each Post
- All Mounting Hardware Included
- FCC Part 15A and UL Approved for Horizontal and Vertical Applications
- 10' Cord

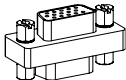
|                      |               |        |   |   |   |   |     |        |
|----------------------|---------------|--------|---|---|---|---|-----|--------|
| TRIO CLAMP NEMA PLUG | 01-TRIOCLAMPS | Silver | 8 | 3 | 7 | 1 | 0.2 | \$ 629 |
|                      | 01-TRIOCLAMPW | White  |   |   |   |   |     | \$ 629 |
|                      | 01-TRIOCLAMPS | Black  |   |   |   |   |     | \$ 629 |



**Description**

- Silver Metal Trim
- Clamps to Top
- Three (3) Power/Two (2) USB Power/One (1) Open Data; 10' Cord
- Independent USB Circuit Controllers Deliver up to 2.1 Amps to Each Post
- HDMI, VGA, or RJ45 Accessories Sold Separately; See Below
- All Mounting Hardware Included
- FCC Part 15A and UL Approved for Horizontal and Vertical Applications

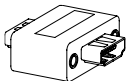
|                                 |            |  |   |   |   |   |   |        |
|---------------------------------|------------|--|---|---|---|---|---|--------|
| TRIO VGA<br>DATA PORT ACCESSORY | 01-LCOMVGA |  | - | - | - | - | - | \$ 114 |
|---------------------------------|------------|--|---|---|---|---|---|--------|



**Description**

- VGA Ports for Trio Units

|                                  |             |  |   |   |   |   |   |        |
|----------------------------------|-------------|--|---|---|---|---|---|--------|
| TRIO HDMI<br>DATA PORT ACCESSORY | 01-LCOMHDMI |  | - | - | - | - | - | \$ 155 |
|----------------------------------|-------------|--|---|---|---|---|---|--------|

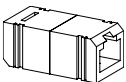


Open Market Only

**Description**

- HDMI Ports for Trio Units

|                                  |             |  |   |   |   |   |   |       |
|----------------------------------|-------------|--|---|---|---|---|---|-------|
| TRIO RJ45<br>DATA PORT ACCESSORY | 01-LCOMRJ45 |  | - | - | - | - | - | \$ 74 |
|----------------------------------|-------------|--|---|---|---|---|---|-------|



**Description**

- RJ45 Ports for Trio Units

For ordering options, [see overview at the beginning of this section.](#)

**This form is also available online at [www.IndianaFurniture.com](http://www.IndianaFurniture.com) on the KickStart product page.**

Not all standard upholsteries are suitable for all of our products. This is due to the range of stretch across textiles and the application and sewing techniques required to effectively upholster the various forms and features.

To ensure a proper fit and finish on the High Surround feature of our KickStart lounge models, we will require upholsteries to fit within a specific range of stretch. Further, upholstery patterns and stripes are highly discouraged on the High Surround as they will result in alignment issues on the feature itself and with other sections of the overall model.

To make specification easier for you, we have pre-approved upholsteries for use on the High Surround feature. These are included on the Stinson Color Story Card and can be found at [www.indianafurniture.com/textiles](http://www.indianafurniture.com/textiles). They include:

- Ace (24 colorways) - GR3
- Blip (17 colorways) - GR3
- Bryant Park (15 colorways) - GR2
- Highlight (14 colorways) - GR3
- Inside Track (17 colorways) - GR3
- Pivot (15 colorways) - GR3
- Refraction (12 colorways) - GR3
- Shift (16 colorways) - GR3
- Sprint (19 colorways) - GR2

We recognize that special needs may arise and we are pleased to accommodate customer selections, as long as they are approved through the below process.

Note: if upholstery is customer's own, a COM/COL Form will also need to be completed.

### KICKSTART HIGH SURROUND APPROVAL INSTRUCTIONS:

Fill out the form below and attach a 6"x6" sample. Failure to complete this form and supply samples will delay the scheduling of the purchase order. Orders will not be scheduled and upholstery should not be ordered until Indiana Furniture has verified usage and provided approval.

Dealer Name \_\_\_\_\_ Phone \_\_\_\_\_ Email \_\_\_\_\_  
 Contact Person \_\_\_\_\_ City \_\_\_\_\_ State \_\_\_\_\_ Zip \_\_\_\_\_  
 Mill/Supplier \_\_\_\_\_ Pattern \_\_\_\_\_ Color \_\_\_\_\_

**Attach 6"x6" swatch to this form. Send completed form and upholstery swatch to:**

Indiana Furniture  
 Attn: Customer Service  
 1224 Mill Street  
 Jasper, IN 47546

### FOR OFFICE USE ONLY:

☐ Approved ☐ Not Approved Signed: \_\_\_\_\_ Date \_\_\_\_\_  
 Indiana Furniture Production/Quality

Advise Dealer of Decision: \_\_\_\_\_ Signed: \_\_\_\_\_  
 CSR

Notes: \_\_\_\_\_

Marquee guest seating combines the sleek look and feel of metal with unlimited flexibility. The ergonomic contoured back provides lumbar support and promotes circulation. Offered in five powder coat options and with upholstered or wood arm caps. Marquee can blend into any workplace setting – from office and conference rooms to waiting rooms and reception areas.

CONSTRUCTION

- Back is formed with bent plywood, while the seats are made of manufactured plywood
- High Grade Polyurethane Foam, 3" thick in the seat and 1¾" thick in a back
- ¾" diameter bolts fasten seat to the back
- Non-marring nylon glides included in each leg at floor level
- Textiles are sewn with double stitch seams
- Ships fully assembled

HOW TO ORDER EXAMPLE

| Model No. | Description        | Example                  |
|-----------|--------------------|--------------------------|
| 427       | Frame Color        | DC                       |
|           | Primary Upholstery | Momentum Canter EPU Sand |
|           | Accent Upholstery  | Momentum Canter EPU Sand |
|           | Metal Color        | A                        |
|           | Arm Cap, Finish    | AW, TK                   |

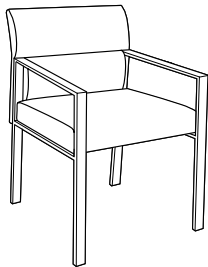
METAL FRAME POWDER COAT OPTIONS

|      |          |      |              |
|------|----------|------|--------------|
| ALUM | Aluminum | OYST | Oyster       |
| MIST | Mist     | SUGC | Sugar Cookie |
| NOIR | Noir     |      |              |

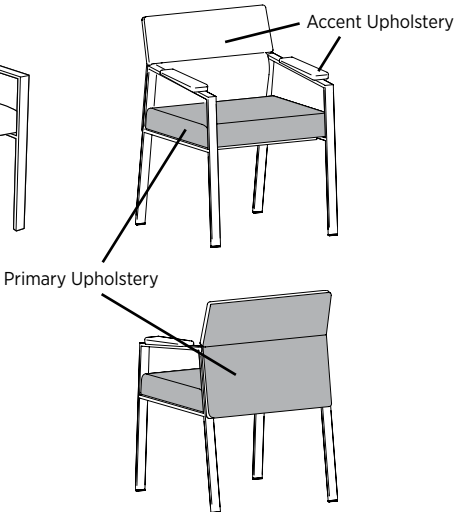
UPHOLSTERY OPTIONS

Available in single or contrasting upholsteries in a wide variety of graded-in or contract options, including fabric, vinyl, and leather.

Single Upholstery



Contrasting Upholstery



ARM CAP OPTIONS

|     |   |    |     |
|-----|---|----|-----|
| STD | No Arm Cap                              | \$ | Std |
| AW  | Wood Arm Cap, Specify Finish            | \$ | 156 |
| AU  | Upholstered Arm Cap, Specify Upholstery | \$ | 85  |

WOOD FINISHES

Indiana Furniture uses a multi-step, hand finishing process on all exposed wood frames.

Chairs feature a catalyzed varnish finish which offers durability, lasting beauty, and resistance to normal wear.

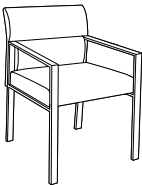
|     |                     |     |                     |
|-----|---------------------|-----|---------------------|
| AW  | Artisan Walnut      | MW  | Mahogany Walnut     |
| AS  | Asian Night         | MO  | Medium Oak*         |
| BW  | Beigewood*          | ORW | Oak Riftwood*       |
| BL  | Black               | PNW | Pinnacle Walnut     |
| CO  | Columbian Walnut    | SCH | Select Cherry       |
| DC  | Dark Cherry         | SKC | Shaker Cherry       |
| DFW | Dark Forest Walnut* | SBP | Smoky Brown Pear*   |
| WH  | Designer White      | TK  | Studio Teak         |
| EF  | Espresso            | SM  | Sugar Maple         |
| FO  | Fawn Oak*           | SW  | Sunglow Walnut      |
| GC  | Golden Cherry       | TT  | Tavern Teak*        |
| HVM | Harvest Maple*      | WTA | Weathered Ash*      |
| HW  | Harvest Walnut      | WC  | Williamsburg Cherry |
| LW  | Legacy Walnut       |     |                     |

\*Finish is Low Sheen

CERTIFICATIONS & COMPLIANCE

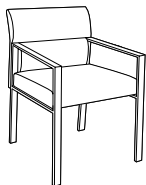
- CAL 117-2013 Compliance
- Intertek Sustainability Certified
- BIFMA level® Certified
- BIFMA Compliant® Certified
- TSCA Title VI (CARB) Compliance
- US Green Building's LEED® Contribution

STATEMENT OF LINE



Guest Chair  
427  
[\(See Details\)](#)

| Item        | Model No. | Chair Width | Chair Depth | Chair Height | Seat Width | Seat Depth | Seat Height | Arm Height | Ship Wt | Cubic Ft |
|-------------|-----------|-------------|-------------|--------------|------------|------------|-------------|------------|---------|----------|
| GUEST CHAIR | 427       | 24½         | 23½         | 33½          | 19⅞        | 18         | 18¾         | 25¼        | 32      | 23.7     |



Must Specify (in this order):

Model #  
 Primary Upholstery  
 Accent Upholstery  
 Metal Color  
 Arm Cap  
 Arm Cap Finish

**Description**

- Wall Saver Design
- Specify Frame Color; [See Frame Colors](#)
- Available with Contrasting Upholsteries
- [See Arm Cap Optional](#)

| List Price/Grade       | Yards | COM/1   | 2    | 3    | 4    | 5    | 6    | 7    | 8    | 9    | 10   | L1   | L2   |
|------------------------|-------|---------|------|------|------|------|------|------|------|------|------|------|------|
| Single Upholstery      | 2.25  | \$ 1862 | 1972 | 2065 | 2155 | 2292 | 2431 | 2632 | 2836 | 3079 | 3356 | 2560 | 2857 |
| Contrasting Upholstery |       |         |      |      |      |      |      |      |      |      |      |      |      |
| Primary                | 1.50  | \$ 1862 | 1936 | 1997 | 2057 | 2149 | 2242 | 2375 | 2512 | 2674 | 2858 | 2327 | 2525 |
| Accent                 | 0.75  | \$ 0    | 36   | 68   | 98   | 143  | 189  | 257  | 324  | 405  | 498  | 233  | 332  |

For ordering options, [see overview at the beginning of this section.](#)

# ME, MYSELF & I

## GUEST, LOUNGE + TABLES BY EDGE DESIGN (MMI SERIES)

In partnership with Edge Design, a UK-based company, we welcome Me, Myself & I.

With the growth of open and breakout areas in the working environments, Me, Myself & I provides a relaxed and collective seating solution. Guest/Lounge seating is available in two back heights and contrasting fabrics. Add one of the perfectly matching tables to complete your setting.

### CONSTRUCTION

- Internal wood components are manufactured using Baltic Birch and exposed parts are European Beech
- All chair joints are double-doweled or mortised and tenoned, screwed, and glued for maximum strength and durability
- Frames are individually hand assembled and sanded prior to being finished; Legs are 9¾"H on the seating and rectangular table and 14"H on the square table
- High Grade Polyurethane Foam, 3¼" thick in the seat and 2" thick in the back
- Non-marring nylon glides included in each leg at floor level
- Tables have 1½" thick HPL surface with 1½ mm PVC edge band and Square edge profile
- Ships fully assembled

### HOW TO ORDER EXAMPLE

#### GUEST/LOUNGE

| Model No. | Description        | Example                   |
|-----------|--------------------|---------------------------|
| MMI-02    | Leg Finish         | LW                        |
|           | Primary Upholstery | CF Stinson Nova Spotlight |
|           | Accent Upholstery  | CF Stinson Rivera Ochre   |

#### TABLES

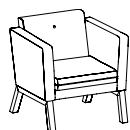
| Model No. | Description | Example |
|-----------|-------------|---------|
| MMIT-02   | Leg Finish  | BW      |
|           | Top Color   | WH      |

### WOOD FINISHES AVAILABLE ON LEGS


|                         |                        |
|-------------------------|------------------------|
| AW Artisan Walnut       | MW Mahogany Walnut     |
| AS Asian Night          | MO Medium Oak*         |
| BW Beigewood*           | ORW Oak Riftwood*      |
| BL Black                | PNW Pinnacle Walnut    |
| CO Columbian Walnut     | SCH Select Cherry      |
| DC Dark Cherry          | SKC Shaker Cherry      |
| DFW Dark Forest Walnut* | SBP Smoky Brown Pear*  |
| WH Designer White       | TK Studio Teak         |
| EF Espresso             | SM Sugar Maple         |
| FO Fawn Oak*            | SW Sunglow Walnut      |
| GC Golden Cherry        | TT Tavern Teak*        |
| HVM Harvest Maple*      | WTA Weathered Ash*     |
| HW Harvest Walnut       | WC Williamsburg Cherry |
| LW Legacy Walnut        |                        |

\* Finish is Low Sheen

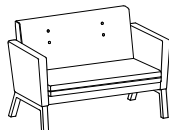
### STATEMENT OF LINE



Low Back Chair:  
MMI-01  
([See Details](#))



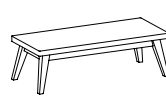
Mid Back Chair  
MMI-02  
([See Details](#))




Mid Back Settee  
MMI-12  
([See Details](#))



Square Table  
MMIT-1  
([See Details](#))



Rectangle Table  
MMIT-2  
([See Details](#))



Enhance your space with  
Cush Pillows. [See details.](#)

### HPL (P) LAMINATE OPTIONS ON TABLES TOPS

#### WOODGRAIN

|                     |                        |
|---------------------|------------------------|
| AS Asian Night      | PNW Pinnacle Walnut    |
| BW Beigewood        | SCH Select Cherry      |
| CO Columbian Walnut | SKC Shaker Cherry      |
| EF Espresso         | SBP Smoky Brown Pear   |
| GC Golden Cherry    | TK Studio Teak         |
| HVM Harvest Maple   | SM Sugar Maple         |
| MW Mahogany Walnut  | WTA Weathered Ash      |
| ORW Oak Riftwood    | WC Williamsburg Cherry |

#### SOLID

|                   |
|-------------------|
| WH Designer White |
|-------------------|

### TABLE EDGE PROFILE




Square

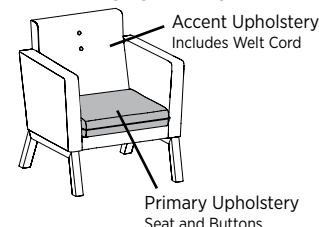
### UPHOLSTERY OPTIONS

Available in single or contrasting upholsteries in a wide variety of graded-in or contract options, including fabric, vinyl, and leather.

#### Single Upholstery



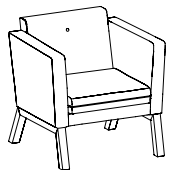
#### Contrasting Upholstery



### CERTIFICATIONS & COMPLIANCE

- CAL 117-2013 Compliance
- Intertek Sustainability Certified
- BIFMA level® Certified
- BIFMA Compliant® Certified
- TSCA Title VI (CARB) Compliance
- US Green Building's LEED® Contribution

| Item                | Model No. | Chair Width | Chair Depth | Chair Height | Seat Width | Seat Depth | Seat Height | Arm Height | Ship Wt | Cubic Ft |
|---------------------|-----------|-------------|-------------|--------------|------------|------------|-------------|------------|---------|----------|
| LOW BACK CLUB CHAIR | MMI-01    | 31          | 28          | 30           | 22         | 20         | 17½         | 26 ½       | 44      | 24.0     |



Must Specify (in this order):


Model #  
Leg Finish  
Primary Upholstery  
Accent Upholstery

### Description

- Standard with: Wood Legs and One Button in Back
- Available with Contrasting Upholsteries (Primary Upholstery = Seat and Buttons)

| List Price/Grade       | Yards | COM/1   | 2    | 3    | 4    | 5    | 6    | 7    | 8    | 9    | 10   | L1   | L2   |
|------------------------|-------|---------|------|------|------|------|------|------|------|------|------|------|------|
| Single Upholstery      | 4.50  | \$ 2882 | 3103 | 3287 | 3467 | 3742 | 4021 | 4421 | 4831 | 5317 | 5870 | 4277 | 4871 |
| Contrasting Upholstery |       |         |      |      |      |      |      |      |      |      |      |      |      |
| Primary                | 1.25  | \$ 2882 | 2943 | 2995 | 3045 | 3121 | 3198 | 3310 | 3423 | 3558 | 3712 | 3270 | 3435 |
| Accent                 | 3.25  | \$ 0    | 159  | 293  | 423  | 621  | 822  | 1112 | 1407 | 1758 | 2158 | 1008 | 1437 |

|                     |        |    |    |     |    |    |     |     |      |      |
|---------------------|--------|----|----|-----|----|----|-----|-----|------|------|
| MID BACK CLUB CHAIR | MMI-02 | 31 | 28 | 33½ | 22 | 20 | 17½ | 26½ | 46.3 | 24.0 |
|---------------------|--------|----|----|-----|----|----|-----|-----|------|------|



Must Specify (in this order):

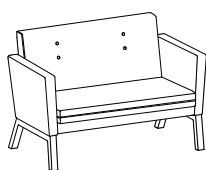
Model #  
Leg Finish  
Primary Upholstery  
Accent Upholstery

### Description

- Standard with: Wood Legs and Two Buttons in Back
- Available with Contrasting Upholsteries (Primary Upholstery = Seat and Buttons)

| List Price/Grade       | Yards | COM/1   | 2    | 3    | 4    | 5    | 6    | 7    | 8    | 9    | 10   | L1   | L2   |
|------------------------|-------|---------|------|------|------|------|------|------|------|------|------|------|------|
| Single Upholstery      | 4.50  | \$ 2934 | 3155 | 3339 | 3519 | 3794 | 4073 | 4473 | 4883 | 5369 | 5922 | 4329 | 4923 |
| Contrasting Upholstery |       |         |      |      |      |      |      |      |      |      |      |      |      |
| Primary                | 1.25  | \$ 2934 | 2995 | 3047 | 3097 | 3173 | 3250 | 3362 | 3475 | 3610 | 3764 | 3322 | 3487 |
| Accent                 | 3.25  | \$ 0    | 159  | 293  | 423  | 621  | 822  | 1112 | 1407 | 1758 | 2158 | 1008 | 1437 |

|                 |        |    |    |     |    |    |     |     |    |      |
|-----------------|--------|----|----|-----|----|----|-----|-----|----|------|
| MID BACK SETTEE | MMI-12 | 51 | 28 | 33½ | 42 | 20 | 17½ | 26½ | 57 | 42.5 |
|-----------------|--------|----|----|-----|----|----|-----|-----|----|------|



Must Specify (in this order):

Model #  
Leg Finish  
Primary Upholstery  
Accent Upholstery

### Description

- Standard with: Wood Legs and Four Buttons in Back
- Available with Contrasting Upholsteries (Primary Upholstery = Seat and Buttons)

| List Price/Grade       | Yards | COM/1   | 2    | 3    | 4    | 5    | 6    | 7    | 8    | 9    | 10   | L1   | L2   |
|------------------------|-------|---------|------|------|------|------|------|------|------|------|------|------|------|
| Single Upholstery      | 5.75  | \$ 3426 | 3708 | 3944 | 4174 | 4524 | 4881 | 5393 | 5916 | 6537 | 7244 | 5209 | 5968 |
| Contrasting Upholstery |       |         |      |      |      |      |      |      |      |      |      |      |      |
| Primary                | 1.75  | \$ 3426 | 3512 | 3584 | 3654 | 3760 | 3869 | 4025 | 4184 | 4373 | 4588 | 3969 | 4200 |
| Accent                 | 4.00  | \$ 0    | 196  | 360  | 520  | 764  | 1012 | 1368 | 1732 | 2164 | 2656 | 1240 | 1768 |

| Item         | Model No. | W  | D  | H  | Ship Wt | Cubic Ft | List Price |
|--------------|-----------|----|----|----|---------|----------|------------|
| SQUARE TABLE | MMIT-1    | 22 | 22 | 16 | 31      | 10.8     | \$ 950     |




Must Specify (in this order):

Model #  
Leg Finish  
Top Color

### Description

- Features 1½" HPL Top with Square Edge Profile and Wood Base
- Available with Contrasting Top and Leg Color

|                 |        |    |    |    |    |      |         |
|-----------------|--------|----|----|----|----|------|---------|
| RECTANGLE TABLE | MMIT-2 | 51 | 22 | 16 | 66 | 25.9 | \$ 1295 |
|-----------------|--------|----|----|----|----|------|---------|



Must Specify (in this order):

Model #  
Leg Finish  
Top Color

### Description

- Features 1½" HPL Top with Square Edge Profile and Base
- Available in Contrasting Surface and Leg Color

For ordering options, [see overview at the beginning of this section.](#)



In partnership with Edge Design, a UK-based company, we welcome Natta.

Natta offers an agile solution for a variety of community spaces and meeting applications. With its simplicity of form, it can achieve a subtle effect and still provide an excellent solution for any meeting and breakout environment. Available in matching benches, stools and tables.

### CONSTRUCTION

- Internal wood components are manufactured using Baltic Birch and exposed parts are European Beech
- All chair joints are double-doweled or mortised and tenoned, screwed, and glued for maximum strength and durability
- Frames are individually hand assembled and sanded prior to being finished; Bench Legs are 14"H and Stool Legs are 29¼"H and are sanded prior to finishing
- High Grade Polyurethane Foam, 1" thick on the Stool seat and back; ¾" thick on Bench seat
- Non-marring nylon glides included in each leg at floor level
- Tables have ½" thick HPL surface with 1mm PVC edge band and Square edge profile
- Ships fully assembled

### HOW TO ORDER EXAMPLE

#### BENCHES

| Model No. | Description | Example                  |
|-----------|-------------|--------------------------|
| NA-1      | Leg Finish  | WTA                      |
|           | Upholstery  | CF Stinson Artisan Moody |

#### TABLES

| Model No. | Description | Example |
|-----------|-------------|---------|
| NAT-1     | Leg Finish  | SBP     |
|           | Top Color   | SBP     |

### WOOD FINISHES AVAILABLE ON LEGS

|                         |                        |
|-------------------------|------------------------|
| AW Artisan Walnut       | MW Mahogany Walnut     |
| AS Asian Night          | MO Medium Oak*         |
| BW Beigewood*           | ORW Oak Riftwood*      |
| BL Black                | PNW Pinnacle Walnut    |
| CO Columbian Walnut     | SCH Select Cherry      |
| DC Dark Cherry          | SKC Shaker Cherry      |
| DFW Dark Forest Walnut* | SBP Smoky Brown Pear*  |
| WH Designer White       | TK Studio Teak         |
| EF Espresso             | SM Sugar Maple         |
| FO Fawn Oak*            | SW Sunglow Walnut      |
| GC Golden Cherry        | TT Tavern Teak*        |
| HVM Harvest Maple*      | WTA Weathered Ash*     |
| HW Harvest Walnut       | WC Williamsburg Cherry |
| LW Legacy Walnut        |                        |

\* Finish is Low Sheen

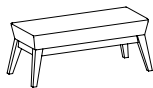
### STATEMENT OF LINE



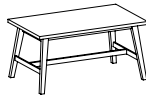
Stool: NAS-1C  
(See Details)



Small Bench: NA-11  
(See Details)



Large Bench: NA-1  
(See Details)



30"H Table: NAT-1  
(See Details)



42"H Table: NAT-2  
(See Details)

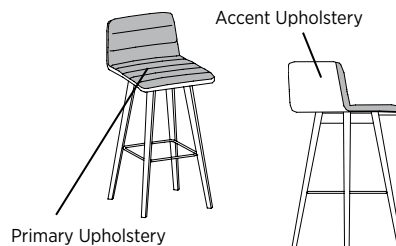
### UPHOLSTERY OPTIONS

Available in single or contrasting upholsteries in a wide variety of graded-in or contract options, including fabric, vinyl, and leather. Accent includes extreme back which extends below the seat.

#### Single Upholstery



#### Contrasting Upholstery



### HPL (P) LAMINATE OPTIONS ON TABLE TOPS

#### WOODGRAIN

|                     |                        |
|---------------------|------------------------|
| AS Asian Night      | PNW Pinnacle Walnut    |
| BW Beigewood        | SCH Select Cherry      |
| CO Columbian Walnut | SKC Shaker Cherry      |
| EF Espresso         | SBP Smoky Brown Pear   |
| GC Golden Cherry    | TK Studio Teak         |
| HVM Harvest Maple   | SM Sugar Maple         |
| MW Mahogany Walnut  | WTA Weathered Ash      |
| ORW Oak Riftwood    | WC Williamsburg Cherry |

#### SOLID

WH Designer White

### STOOL FOOT RING OPTIONS

|                   |
|-------------------|
| BLK Black Lacquer |
| CHM Chrome        |

### CERTIFICATIONS & COMPLIANCE

- CAL 117-2013 Compliance
- Intertek Sustainability Certified
- BIFMA level® Certified
- BIFMA Compliant® Certified
- TSCA Title VI (CARB) Compliance
- US Green Building's LEED® Contribution

| Item  | Model No. | Chair Width | Chair Depth | Chair Height | Seat Width | Seat Depth | Seat Height | Arm Height | Ship Wt | Cubic Ft |
|-------|-----------|-------------|-------------|--------------|------------|------------|-------------|------------|---------|----------|
| STOOL | NAS-1C    | 19½         | 19½         | 40½          | 17         | 15½        | 30½         | -          | 17      | 24.8     |



Must Specify (in this order):


Model #  
Leg Finish  
Primary Upholstery  
Accent Upholstery  
Foot Ring Color

### Description

- Back is 10" tall
- Specify [Wood Finish on Legs](#), Upholstery, and Black Lacquer or Chrome Foot Ring
- Available with Contrasting Upholsteries

| List Price/Grade       | Yards | COM/1   | 2    | 3    | 4    | 5    | 6    | 7    | 8    | 9    | 10   | L1   | L2   |
|------------------------|-------|---------|------|------|------|------|------|------|------|------|------|------|------|
| Single Upholstery      | 1.75  | \$ 1343 | 1429 | 1501 | 1571 | 1677 | 1786 | 1942 | 2101 | 2290 | 2505 | 1886 | 2117 |
| Contrasting Upholstery |       |         |      |      |      |      |      |      |      |      |      |      |      |
| Primary                | 1.00  | \$ 1343 | 1392 | 1433 | 1473 | 1534 | 1596 | 1685 | 1776 | 1884 | 2007 | 1653 | 1785 |
| Accent                 | 0.75  | \$ 0    | 37   | 68   | 98   | 143  | 190  | 257  | 325  | 406  | 498  | 233  | 332  |

|             |       |     |     |     |     |    |     |   |    |      |
|-------------|-------|-----|-----|-----|-----|----|-----|---|----|------|
| SMALL BENCH | NA-11 | 21½ | 21½ | 19½ | 21½ | 20 | 19½ | - | 31 | 24.0 |
|-------------|-------|-----|-----|-----|-----|----|-----|---|----|------|

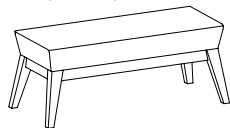


Must Specify (in this order):

Model #  
Leg Finish  
Upholstery

| List Price/Grade  | Yards | COM/1   | 2    | 3    | 4    | 5    | 6    | 7    | 8    | 9    | 10   | L1   | L2   |
|-------------------|-------|---------|------|------|------|------|------|------|------|------|------|------|------|
| Single Upholstery | 1.25  | \$ 1191 | 1252 | 1304 | 1354 | 1430 | 1507 | 1619 | 1732 | 1867 | 2021 | 1579 | 1744 |

|             |      |     |     |     |     |    |     |   |    |      |
|-------------|------|-----|-----|-----|-----|----|-----|---|----|------|
| LARGE BENCH | NA-1 | 50½ | 21½ | 19½ | 50½ | 20 | 19½ | - | 46 | 42.8 |
|-------------|------|-----|-----|-----|-----|----|-----|---|----|------|

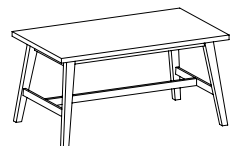


Must Specify (in this order):

Model #  
Leg Finish  
Upholstery

| List Price/Grade  | Yards | COM/1   | 2    | 3    | 4    | 5    | 6    | 7    | 8    | 9    | 10   | L1   | L2   |
|-------------------|-------|---------|------|------|------|------|------|------|------|------|------|------|------|
| Single Upholstery | 1.50  | \$ 1683 | 1757 | 1818 | 1878 | 1970 | 2063 | 2196 | 2333 | 2495 | 2679 | 2148 | 2346 |

| Item               | Model No. | W   | D   | H   | Ship Wt | Cubic Ft | List Price |
|--------------------|-----------|-----|-----|-----|---------|----------|------------|
| 30"H MEETING TABLE | NAT-1     | 61½ | 35½ | 30½ | 106     | 43.7     | \$ 2293    |



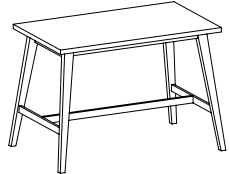
Must Specify (in this order):

Model #  
Leg Finish  
Top Color

### Description

- Features 1½" HPL Top with Square Edge Profile and Wood Base
- Available with Contrasting [Top Color](#) and [Leg Finish](#)

|                    |       |    |    |    |     |      |         |
|--------------------|-------|----|----|----|-----|------|---------|
| 42"H MEETING TABLE | NAT-2 | 63 | 39 | 42 | 115 | 64.0 | \$ 2836 |
|--------------------|-------|----|----|----|-----|------|---------|



Must Specify (in this order):

Model #  
Leg Finish  
Top Color

### Description


- Features 1½" HPL Top with Square Edge Profile and Wood Base
- Available with Contrasting [Top Color](#) and [Leg Finish](#)

For ordering options, [see overview at the beginning of this section.](#)

Plush Lounge seamlessly brings together the endurance needed for commercial spaces with the relaxed comforts of home. Introducing a smart range of freestanding and modular seating components, along with coordinating tables, that provide the flexibility and comfort needed in today's ever-changing environments.

### CONSTRUCTION

- Exposed wood parts are kiln-dried hardwoods, selected from the highest grades of plain sliced hardwood veneers and are free of spirits, discoloration, pits, shakes, and wormholes
- Joints are mortised and tenoned, screwed, and glued for maximum strength and durability
- High Grade Polyurethane Foam in the seat, back, and arms
- Maple Wood Legs are 2"Wx2½Dx6"H; Metal Legs are 2"Wx2"Dx6"H
- Lounge units and tables are connect using pre-installed metal ganging brackets (unless otherwise noted)
- Non-marring adjustable nylon glides included in each leg at floor level
- Table tops are ¾" thick and feature a vertical square profiled edge



- Ships fully assembled

### HOW TO ORDER EXAMPLES

#### UPHOLSTERED MODELS

| Model No. | Description        | Example                    |
|-----------|--------------------|----------------------------|
| 620       | Primary Upholstery | CF Stinson Velocity Pewter |
|           | Accent Upholstery  | CF Stinson Ace Driftwood   |
|           | Leg                | ICON                       |
|           | Leg Finish         | BW                         |
|           | Plinth Accent Trim | PLINTH                     |
|           | Plinth Color       | ORW                        |
|           | Power              | ECSL                       |


#### TABLES

|             |                   |                   |
|-------------|-------------------|-------------------|
| 620-2433GET | Top Material      | W                 |
|             | Finish/Color      | ORW               |
|             | Cabinet Accent    | CAPPD             |
|             | Leg               | PLALUM            |
|             | Leg Finish        | -                 |
|             | Plinth Attachment | PLINTH ATTACHMENT |
|             | Power Location    | C                 |
|             | Power             | 01-DUOBEZELS      |

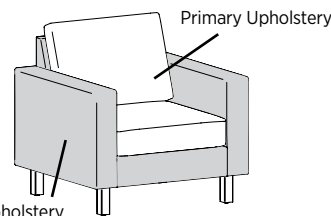
### UPHOLSTERY OPTIONS

Available in single or contrasting upholsteries in a wide variety of graded-in or contract options, including fabric, vinyl, and leather.

#### Single Upholstery




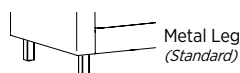
#### Contrasting Upholstery



### SEATING AND TABLE LEG OPTIONS

Plush seating and tables are standard with Black or Aluminum Metal legs. Optional Wood Leg matches our Iconic Caseloads Collection. Must Specify Leg and Color.

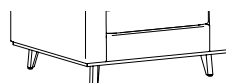
|        |   |        |
|--------|---|--------|
| PLBLK  | Black Metal Leg   | STD    |
| PLALUM | Aluminum Metal Leg  | STD    |
| ICON   | Four (4) Wood Legs ( <i>Matches the Iconic Collection</i> ) | \$ 308 |
|        | Two (2) Wood Legs ( <i>Matches the Iconic Collection</i> )  | \$ 154 |
|        | One (1) Wood Leg ( <i>Matches the Iconic Collection</i> )   | \$ 77  |



### PLINTH ACCENT TRIM OPTIONS

Plinth Accent Trim is available with Metal or Wood Leg.

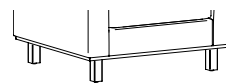
|        |                |          |
|--------|----------------|----------|
| NONE   | No Wood Plinth | Standard |
| PLINTH | Wood Plinth    | \$ 288   |



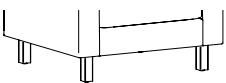
With Plinth Accent Trim and Wood Legs



Without Plinth Accent Trim and Wood Legs



With Plinth Accent Trim and Metal Legs



Without Plinth Accent Trim and Metal Legs

### LEG AND PLINTH WOOD FINISHES

Indiana Furniture uses a multi-step, hand finishing process on all exposed wood. Chairs feature a catalyzed varnish finish which offers durability, lasting beauty, and resistance to normal wear.

Chairs available with contrasting leg and plinth colors.

|     |                     |     |                     |
|-----|---------------------|-----|---------------------|
| AW  | Artisan Walnut      | MW  | Mahogany Walnut     |
| AS  | Asian Night         | MO  | Medium Oak*         |
| BW  | Beigewood*          | ORW | Oak Riftwood*       |
| BL  | Black               | PNW | Pinnacle Walnut     |
| CO  | Columbian Walnut    | SCH | Select Cherry       |
| DC  | Dark Cherry         | SKC | Shaker Cherry       |
| DFW | Dark Forest Walnut* | SBP | Smoky Brown Pear*   |
| WH  | Designer White      | TK  | Studio Teak         |
| EW  | Espresso            | SM  | Sugar Maple         |
| FO  | Fawn Oak*           | SW  | Sunglow Walnut      |
| GC  | Golden Cherry       | TT  | Tavern Teak*        |
| HVM | Harvest Maple*      | WTA | Weathered Ash*      |
| HW  | Harvest Walnut      | WC  | Williamsburg Cherry |
| LW  | Legacy Walnut       |     |                     |

\*Finish is Low Sheen

# Indiana

## FURNITURE

# PLUSH

## LOUNGE + TABLES (620 SERIES)

### VENEER TABLES WITH VENEER (W) OR HPL (P) TOP OPTIONS

Veneer tables feature UVAdvantage, an ultra-violet finish, on all exposed surfaces by utilizing roll-coat UV technology.

Veneer tables available with Veneer (W) or HPL (P) Top. Must specify Top Material and Finish Color. Tables are available with contrasting chassis and leg colors.

|     |                    |     |                       |
|-----|--------------------|-----|-----------------------|
| AW  | Artisan Walnut     | MW  | Mahogany Walnut**     |
| AS  | Asian Night**      | MO  | Medium Oak*           |
| CO  | Columbian Walnut** | ORW | Oak Riftwood*, **     |
| DC  | Dark Cherry        | SCH | Select Cherry**       |
| DFW | Dark Forest Walnut | SKC | Shaker Cherry**       |
| EF  | Espresso**         | SBP | Smoky Brown Pear**    |
| FO  | Fawn Oak*          | SM  | Sugar Maple**         |
| GC  | Golden Cherry**    | SW  | Sunglow Walnut        |
| HVM | Harvest Maple**    | TT  | Tavern Teak           |
| HW  | Harvest Walnut     | WTA | Weathered Ash*, **    |
| LW  | Legacy Walnut      | WC  | Williamsburg Cherry** |

\*Finish is Low Sheen

\*\*HPL Color Options with Veneer Tables

### TFL TABLES WITH TFL (T) OR HPL (P) TOP OPTIONS

TFL tables available with TFL (T) or HPL (P) Top. Must specify Top Material and Color.

#### WOODGRAIN

|     |                  |     |                     |
|-----|------------------|-----|---------------------|
| AS  | Asian Night      | PNW | Pinnacle Walnut     |
| BW  | Beigewood        | SCH | Select Cherry       |
| CO  | Columbian Walnut | SKC | Shaker Cherry       |
| EF  | Espresso         | SBP | Smoky Brown Pear    |
| GC  | Golden Cherry    | TK  | Studio Teak         |
| HVM | Harvest Maple    | SM  | Sugar Maple         |
| MW  | Mahogany Walnut  | WTA | Weathered Ash       |
| ORW | Oak Riftwood     | WC  | Williamsburg Cherry |

#### SOLID

|    |       |    |                |
|----|-------|----|----------------|
| BL | Black | WH | Designer White |
|----|-------|----|----------------|

### INTERIOR CABINET TABLE ACCENT HPL (P) OPTIONS

Select Veneer tables feature an optional interior HPL accent color. See specific veneer tables for details.

|       |                |       |                 |
|-------|----------------|-------|-----------------|
| CABL  | Black          | CAPPD | Pepperdust      |
| CABSH | Blush          | CASG  | Slate Grey      |
| CAWH  | Designer White | CASV  | Summer Vacation |
| CAENL | Enamel         | CASUS | Surfin USA      |
| CAFHG | Fashion Grey   | CAWHS | White Sand      |
| CAFK  | First Kiss     |       |                 |

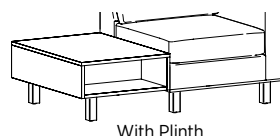


### TABLE CONNECTION

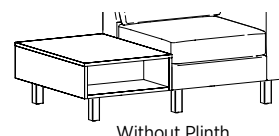
The ganging construction will vary based on the connection of table to chairs with the Plinth Accent Trim option. Please specify Plinth Attachment when ganging tables with Plush Seating units that have the Plinth Accent Trim option.

NO PLINTH ATTACHMENT Ganging Table to Seat without Plinth

PLINTH ATTACHMENT Ganging Table to Seat with Plinth



With Plinth

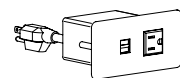


Without Plinth

### SEATING AND OTTOMAN POWER OPTIONS

**Note:** Specified as if you are standing, looking at the chair.

Power locations for two arm models are 9" up from glide and 10" in from the outside of the arm. For one arm models, the power is located 9" up from glide and 4 3/4" from the side without an arm and 10" in from the outside of the arm.



1 Electrical Power and 2 USB Outlets

### Seating Units and 26" Ottoman: Locations + Colors

|       |                             |    |      |
|-------|-----------------------------|----|------|
| ECSL  | Left Port, Silver           | \$ | 915  |
| ECSR  | Right Port, Silver          | \$ | 915  |
| ECSLR | Left and Right Port, Silver | \$ | 1830 |
| ECBL  | Left Port, Black            | \$ | 915  |
| ECBR  | Right Port, Black           | \$ | 915  |
| ECBLR | Left and Right Port, Black  | \$ | 1830 |

### 31"x33" Ottoman Units: Locations + Colors

Power locations are specified based on the application and are available on one side in two locations. When specified, the power will be located 9" up from glide and 4 3/4" from the outside of the unit.


|         |                                    |    |      |
|---------|------------------------------------|----|------|
| ECBL33  | Black, Left on 33" Side            | \$ | 915  |
| ECBR33  | Black, Right on 33" Side           | \$ | 915  |
| ECBLR33 | Black, Left and Right on 33" Side  | \$ | 1830 |
| ECSL33  | Silver, Left on 33" Side           | \$ | 915  |
| ECSR33  | Silver, Right on 33" Side          | \$ | 915  |
| ECSLR33 | Silver, Left and Right on 33" Side | \$ | 1830 |
| ECBL31  | Black, Left on 31" Side            | \$ | 915  |
| ECBR31  | Black, Right on 31" Side           | \$ | 915  |
| ECBLR31 | Black, Left and Right on 31" Side  | \$ | 1830 |
| ECSL31  | Silver, Left on 31" Side           | \$ | 915  |
| ECSR31  | Silver, Right on 31" Side          | \$ | 915  |
| ECSLR31 | Silver, Left and Right on 31" Side | \$ | 1830 |

See next page for the location guide.


SEATING AND OTTOMAN LOCATION GUIDE FOR POWER OPTIONS

Seating and 26" Ottoman Locations

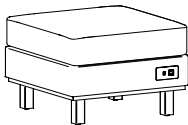
Club Chair shown with Power on Left



Club Chair shown with Power on Left and Right

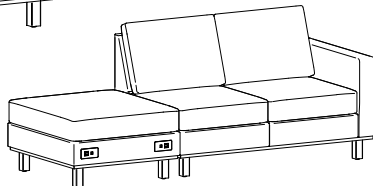
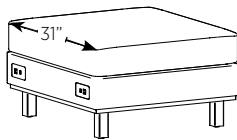


26" Ottoman Shown with Power on Right



31"x33" Ottoman Locations

Specify power on the 31" side if placing the ottoman to the side of a single, two, or three seat unit.



Specify power on the 33" side if placing the ottoman in front of a single, two, or three seat unit.

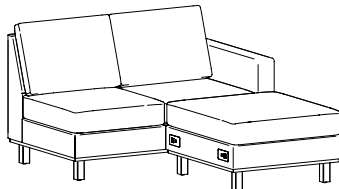
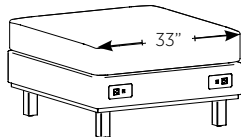




TABLE POWER OPTIONS


Power Options + Locations: Specify the grommet, power, and location. [See units for more details.](#)


|         |                |   |       |
|---------|----------------|---|-------|
| Grommet | <i>Specify</i> |   | \$ 72 |
| Black   | GBR60          |  |       |
| Silver  | GSR60          |   |       |

|                                |             |   |        |
|--------------------------------|-------------|---|--------|
| D150 Wireless Charger          |             |   | \$ 380 |
| Wireless & Three (3) USB Ports |             |  |        |
| Black                          | 01-DOCK150B |   |        |
| White                          | 01-DOCK150W |   |        |

|                             |             |   |        |
|-----------------------------|-------------|---|--------|
| D950 Wireless & USB Charger |             |   | \$ 249 |
| Wireless Charging           |             |  |        |
| Black                       | 01-DOCK950B |   |        |
| White                       | 01-DOCK950W |   |        |


|  |            |   |        |
|--|------------|---|--------|
| ECA Cove   |            |   | \$ 915 |
| One (1) Electrical Power and Two (2) USB Outlets |            |  |        |
| Black  | 01-COVIUBL |   |        |
| Silver   | 01-COVIUAL |   |        |

|  |              |   |        |
|--|--------------|---|--------|
| DUOBEZEL   |              |   | \$ 633 |
| Two (2) Electrical Power and Two (2) USB Outlets |              |  |        |
| Black  | 01-DUOBEZELB |   |        |
| White  | 01-DUOBEZELS |   |        |
| Silver   | 01-DUOBEZELW |   |        |

|   |               |   |        |
|---|---------------|---|--------|
| TRIOBEZEL   |               |   | \$ 680 |
| Three (3) Electrical Power, Two (2) USB Outlets, and One (1) Open Data Port |               |  |        |
| Black   | 01-TRIOBEZELB |   |        |
| White   | 01-TRIOBEZELS |   |        |
| Silver  | 01-TRIOBEZELW |   |        |

Open Port Options for TRIOBEZEL

|                                   |             |        |
|-----------------------------------|-------------|--------|
| VGA Data Port                     | 01-LCOMVGA  | \$ 114 |
| HDMI Data Port (Open Market Only) | 01-LCOMHDMI | \$ 155 |
| RJ45 Data Port                    | 01-LCOMRJ45 | \$ 74  |

|   |            |   |         |
|---|------------|---|---------|
| DPORT4  |            |   | \$ 1025 |
| Two (2) USB Outlets, and Two (2) Open Data Port |            |  |         |
| Aluminum  | 01-DPORT4A |   |         |
| Black   | 01-DPORT4B |   |         |

Port Options for DPORTS

|               |            |        |
|---------------|------------|--------|
| USB Port      | 01-USBPORT | \$ 151 |
| Voice Coupler | 01-VOICE1  | \$ 69  |
| Data Port     | 01-RJ4DATA | \$ 156 |

TABLE POWER LOCATIONS

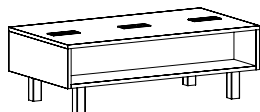
|      |          |     |                          |
|------|----------|-----|--------------------------|
| NONE | None     | LC  | Left and Centered        |
| C    | Centered | RC  | Right and Centered       |
| R    | Right    | LR  | Left and Right           |
| L    | Left     | LCR | Left, Right and Centered |

See next page for locations options available on each table.

## TABLE POWER LOCATIONS

### Models

620-2445CT 620-2445CTT



Cocktail Table Shown with Metal Leg and Three TRIOBEZEL on Left and Right and Center

L/R: 6" from ends and 12" from front

C: 22½" from ends and 12" from front

*All power options available in Left, Right and Center.*

### Models

620-2433GET 620-2433GETT 620-2433GT 620-2433GTT

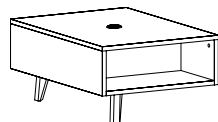


Ganging Inline Table Shown with DPORT4 on Center

L/R: 6" from ends and 16½" from front

C: 12" from ends and 16½" from front

*Grommet, D950 Wireless Charger and D150 Wireless & USB Charger available on Left, Right and Center.*

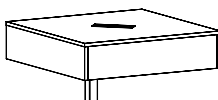


Ganging End Table Shown with Wood Leg, Grommet and Double USB Sand Dollar on Center

*All other power options available on Center only.*

### Models

620-2424CGT 620-2424CGTT




Ganging Corner Table Shown with Metal Leg and TRIOBEZEL on Center

C: 16½" from edge


*All power options available on Center only.*

## CERTIFICATIONS & COMPLIANCE

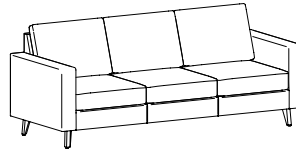
- CAL 117-2013 Compliance
- Intertek Sustainability Certified
- BIFMA level® Certified
- BIFMA Compliant® Certified
- TSCA Title VI (CARB) Compliance
- US Green Building's LEED® Contribution




Club Chair  
620  
[\(See Details\)](#)




Settee  
6202  
[\(See Details\)](#)



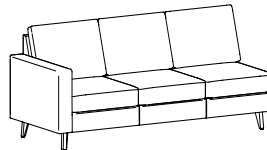
Sofa  
6203  
[\(See Details\)](#)




Club Chair, 1 Arm  
620L & 620R  
[\(See Details\)](#)



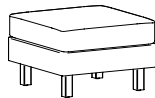
Settee, 1 Arm  
6202L & 6202R  
[\(See Details\)](#)



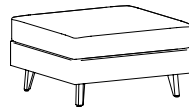
Sofa, 1 Arm  
6203L & 6203R  
[\(See Details\)](#)



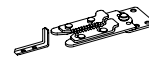
Corner Unit  
620-90C  
[\(See Details\)](#)



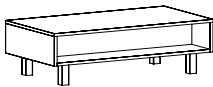
Ottoman  
620-2626OT  
[\(See Details\)](#)



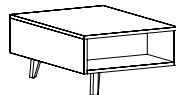
Ottoman  
620-3133OT:  
[\(See Details\)](#)



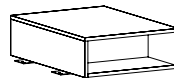
Ganging Bracket  
620-000GB  
[\(See Details\)](#)



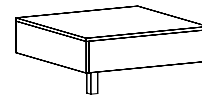
Cocktail Table  
620-2445CT Veneer  
620-2445CTT TFL  
[\(See Details\)](#)



Ganging End Table  
620-2433GET Veneer  
620-2433GETT TFL  
[\(See Details\)](#)


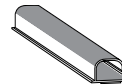
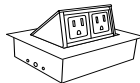
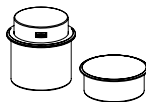
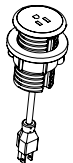


Ganging Inline Table  
620-2433GT Veneer  
620-2433GETT TFL  
[\(See Details\)](#)



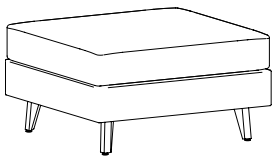
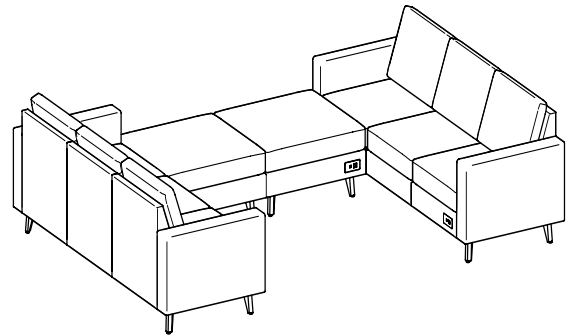



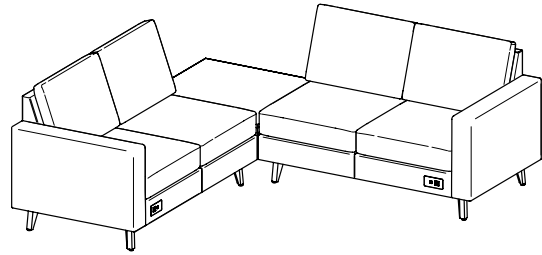
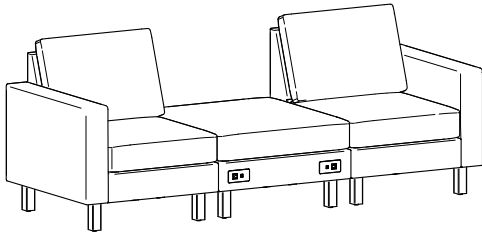
Ganging Corner Table  
620-3333CGT Veneer  
620-3333CGTT TFL  
[\(See Details\)](#)

## Wire Management, Power/Data + Accessories



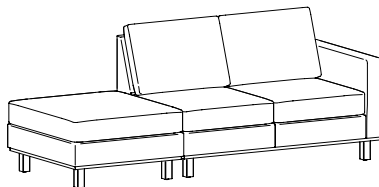
Make any Plush Lounge a little more stylish, cozier, and the overall a little brighter. Enhance your space with new Cush Pillows. Available in multiple shapes and sizes, and with or without piping, to bring the comforts of home or add sophistication to any space. [Visit our website for more details.](#)

Be inspired to personalize Cush and Plush with our broad range of graded-in and contract upholsteries.




**620-31330T: Ottoman Project Ideas**

Set the 31"x33" ottoman to the side of a single, two or three seat unit and match the depth of the arm or set it in front of a corner or one arm unit and it matches the seat and arm width to create a chaise lounge application.



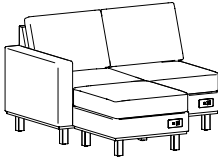
Ottoman matches depth of unit



Ottoman matches seat width to  
create a chaise lounge




| Item             | Model No. | Width | Depth | Height | Ship Wt | Cubic Ft | List Price |
|------------------|-----------|-------|-------|--------|---------|----------|------------|
| SETTEE + OTTOMAN | 620-9     | 57¼   | 59½   | 36     | 140     | 62.9     | \$ 5431    |



| CONSISTS OF: | QTY |  |         |
|--------------|-----|--|---------|
| 6202L        | 1   | Settee, 1 Arm, Left<br>Shown with Metal Legs, Optional ECSR Right Power Port | \$ 4086 |
| 620-2626OT   | 1   | 26" Ottoman<br>Shown with Metal Legs, Optional ECSR Right Power Port         | \$ 1345 |

Products are available as left or right and with other features, where applicable  
Grade 1 with standard metal leg pricing  
List prices do not include optional power ports

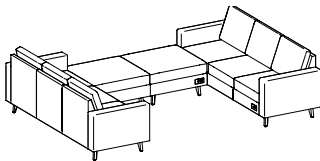
|          |        |     |     |    |     |       |                                     |
|----------|--------|-----|-----|----|-----|-------|-------------------------------------|
| L SHAPED | 620-10 | 90½ | 90½ | 36 | 287 | 111.1 | W/P\$ 10185<br>T\$ 9437<br>P\$ 9569 |
|----------|--------|-----|-----|----|-----|-------|-------------------------------------|



| CONSISTS OF: | QTY |   |                                    |
|--------------|-----|---|------------------------------------|
| 6202L        | 1   | Settee, 1 Arm, Left<br>Shown with Optional Wood Legs and ECSL Left Power Port   | \$ 4086                            |
| 620-3333CGT  | 1   | Corner Table, Veneer  | W/P\$ 2013<br>T\$ 1265<br>P\$ 1397 |
| 6202R        | 1   | Settee, 1 Arm, Right<br>Shown with Optional Wood Legs and ECSR Right Power Port | \$ 4086                            |

Products are available as left or right and with other features, where applicable  
Grade 1 with standard metal leg pricing  
List prices do not include optional wood leg or power ports

|         |        |     |     |    |     |       |          |
|---------|--------|-----|-----|----|-----|-------|----------|
| U GROUP | 620-11 | 88¼ | 133 | 36 | 380 | 166.2 | \$ 15646 |
|---------|--------|-----|-----|----|-----|-------|----------|




| CONSISTS OF: | QTY |  |         |
|--------------|-----|--|---------|
| 6203         | 1   | Sofa<br>Shown with Optional Wood Legs and ECSR Right Power Port              | \$ 6117 |
| 620-3133OT   | 1   | 31"x33" Ottoman<br>Shown with Optional Wood Legs and ECSR33 Right Power Port | \$ 1660 |
| 620-3133OT   | 1   | 31"x33" Ottoman<br>Shown with Optional Wood Legs and ECSL33 Left Power Port  | \$ 1660 |
| 620-000GB    | 1   | Ganging Bracket Kit; Optional<br>(Used to Connect Ottomans Together)         | \$ 92   |
| 6203         | 1   | Sofa<br>Shown with Optional Wood Legs and ECSL Left Power Port               | \$ 6117 |

Products are available as left or right and with other features, where applicable  
Grade 1 with standard metal leg pricing  
List prices do not include optional wood leg or power ports

T = TFL P = HPL W = Veneer

For ordering options, [see overview at the beginning of this section.](#)

| Item       | Model No. | Chair Width | Chair Depth | Chair Height | Seat Width | Seat Depth | Seat Height | Arm Height | Ship Wt | Cubic Ft |
|------------|-----------|-------------|-------------|--------------|------------|------------|-------------|------------|---------|----------|
| CLUB CHAIR | 620       | 36¼         | 33¾         | 36           | 26         | 21         | 18½         | 26         | 90      | 29.3     |



Shown with Metal Leg and Plinth Accent Trim

Must Specify (in this order):


Model #  
Primary Upholstery  
Accent Upholstery  
Leg  
Leg Finish  
Plinth Accent  
Plinth Accent Finish  
Power

### Description

- Standard with: Left and Right Arm and Metal Legs
- Available with Contrasting Upholsteries
- Optional Plinth Accent Trim and Wood Legs Available in Contrasting Finishes
- Optional Wood Leg ([See Finish Options](#)), Plinth Accent ([See Plinth Options](#)) and Power ([See Seating Power Options](#))

| List Price/Grade       | Yards | COM/1   | 2    | 3    | 4    | 5    | 6    | 7    | 8    | 9    | 10   | L1   | L2   |
|------------------------|-------|---------|------|------|------|------|------|------|------|------|------|------|------|
| Single Upholstery      | 6.25  | \$ 3027 | 3333 | 3590 | 3840 | 4221 | 4608 | 5165 | 5733 | 6408 | 7177 | 4965 | 5790 |
| Contrasting Upholstery |       |         |      |      |      |      |      |      |      |      |      |      |      |
| Primary                | 2.50  | 3060    | 3183 | 3285 | 3385 | 3538 | 3693 | 3915 | 4143 | 4413 | 4720 | 3835 | 4165 |
| Accent                 | 4.50  | 0       | 221  | 405  | 585  | 860  | 1139 | 1539 | 1949 | 2435 | 2988 | 1395 | 1989 |

|        |      |     |     |    |    |    |     |    |     |      |
|--------|------|-----|-----|----|----|----|-----|----|-----|------|
| SETTEE | 6202 | 62¼ | 33¾ | 36 | 52 | 21 | 18½ | 26 | 120 | 50.8 |
|--------|------|-----|-----|----|----|----|-----|----|-----|------|



Shown with Wood Leg

Must Specify (in this order):

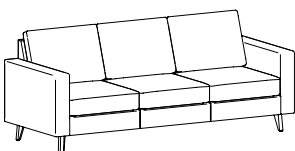
Model #  
Primary Upholstery  
Accent Upholstery  
Leg  
Leg Finish  
Plinth Accent  
Plinth Accent Finish  
Power

### Description

- Standard with: Left and Right Arm and Metal Legs
- Available with Contrasting Upholsteries
- Optional Plinth Accent Trim and Wood Legs Available in Contrasting Finishes
- Optional Wood Leg ([See Finish Options](#)), Plinth Accent ([See Plinth Options](#)) and Power ([See Seating Power Options](#))

| List Price/Grade       | Yards | COM/1   | 2    | 3    | 4    | 5    | 6    | 7    | 8    | 9    | 10    | L1   | L2   |
|------------------------|-------|---------|------|------|------|------|------|------|------|------|-------|------|------|
| Single Upholstery      | 9.25  | \$ 4520 | 4973 | 5353 | 5723 | 6287 | 6860 | 7684 | 8525 | 9524 | 10662 | 7388 | 8609 |
| Contrasting Upholstery |       |         |      |      |      |      |      |      |      |      |       |      |      |
| Primary                | 4.00  | 4553    | 4749 | 4913 | 5073 | 5317 | 5565 | 5921 | 6285 | 6717 | 7209  | 5793 | 6321 |
| Accent                 | 6.00  | 0       | 294  | 540  | 780  | 1146 | 1518 | 2052 | 2598 | 3246 | 3984  | 1860 | 2652 |

|      |      |     |     |    |    |    |     |    |     |      |
|------|------|-----|-----|----|----|----|-----|----|-----|------|
| SOFA | 6203 | 88¼ | 33¾ | 36 | 78 | 21 | 18½ | 26 | 150 | 70.1 |
|------|------|-----|-----|----|----|----|-----|----|-----|------|



Shown with Wood Leg

Must Specify (in this order):

Model #  
Primary Upholstery  
Accent Upholstery  
Leg  
Leg Finish  
Plinth Accent  
Plinth Accent Finish  
Power

### Description

- Standard with: Left and Right Arm and Metal Legs
- Available with Contrasting Upholsteries
- Optional Plinth Accent Trim and Wood Legs Available in Contrasting Finishes
- Optional Wood Leg ([See Finish Options](#)), Plinth Accent ([See Plinth Options](#)) and Power ([See Seating Power Options](#))

| List Price/Grade       | Yards | COM/1   | 2    | 3    | 4    | 5    | 6    | 7     | 8     | 9     | 10    | L1   | L2    |
|------------------------|-------|---------|------|------|------|------|------|-------|-------|-------|-------|------|-------|
| Single Upholstery      | 12.00 | \$ 6117 | 6705 | 7197 | 7677 | 8409 | 9153 | 10221 | 11313 | 12609 | 14085 | 9837 | 11421 |
| Contrasting Upholstery |       |         |      |      |      |      |      |       |       |       |       |      |       |
| Primary                | 6.25  | 6194    | 6500 | 6757 | 7007 | 7388 | 7775 | 8332  | 8900  | 9575  | 10344 | 8132 | 8957  |
| Accent                 | 7.50  | 0       | 368  | 675  | 975  | 1433 | 1898 | 2565  | 3248  | 4058  | 4980  | 2325 | 3315  |




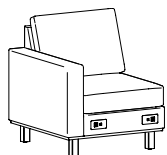
Optional Wood Leg




Optional Plinth Accent Trim

For ordering options, [see overview at the beginning of this section.](#)

| Item   | Model No. |       | Chair Width | Chair Depth | Chair Height | Seat Width | Seat Depth | Seat Height | Arm Height | Ship Wt | Cubic Ft |
|--|-----------|-------|-------------|-------------|--------------|------------|------------|-------------|------------|---------|----------|
| CLUB CHAIR, 1 ARM<br> | Left      | Right |             |             |              |            |            |             |            |         |          |
|  | 620L      | 620R  | 31¼         | 33¼         | 36           | 26         | 21         | 18½         | 26         | 80      | 29.3     |



Shown as Left  
with Metal Leg,  
Plinth Accent Trim,  
Power in Left and  
Right Locations



Shown as Right  
with Wood Leg

### Description


- Standard with: Left or Right Arm, Metal Legs, and Ganging Brackets Installed on Connecting Side
- Available with Contrasting Upholsteries
- Optional Plinth Accent Trim and Wood Legs Available in Contrasting Finish Colors
- Optional Wood Leg ([See Finish Options](#)), Plinth Accent ([See Plinth Options](#)) and Power ([See Seating Power Options](#))

| List Price/Grade       | Yards | COM/1   | 2    | 3    | 4    | 5    | 6    | 7    | 8    | 9    | 10   | L1   | L2   |
|------------------------|-------|---------|------|------|------|------|------|------|------|------|------|------|------|
| Single Upholstery      | 5.00  | \$ 2480 | 2725 | 2930 | 3130 | 3435 | 3745 | 4190 | 4645 | 5185 | 5800 | 4030 | 4690 |
| Contrasting Upholstery |       |         |      |      |      |      |      |      |      |      |      |      |      |
| Primary                | 2.50  | 2524    | 2647 | 2749 | 2849 | 3002 | 3157 | 3379 | 3607 | 3877 | 4184 | 3299 | 3629 |
| Accent                 | 3.50  | 0       | 172  | 315  | 455  | 669  | 886  | 1197 | 1516 | 1894 | 2324 | 1085 | 1547 |


### Must Specify (in this order):

Model #  
Primary Upholstery  
Accent Upholstery  
Leg  
Leg Finish  
Plinth Accent  
Plinth Accent Finish  
Power

|               |             |              |     |     |    |    |    |     |    |     |      |  |  |
|---------------|-------------|--------------|-----|-----|----|----|----|-----|----|-----|------|--|--|
| SETTEE, 1 ARM | <b>Left</b> | <b>Right</b> |     |     |    |    |    |     |    |     |      |  |  |
|               | 6202L       | 6202R        | 57¼ | 33¼ | 36 | 52 | 21 | 18½ | 26 | 110 | 50.8 |  |  |



Shown as Left  
with Metal Leg  
Power in Right  
Location



Shown as Right  
with Wood Leg

### Description

- Standard with: Left or Right Arm, Metal Legs, and Ganging Brackets Installed on Connecting Side
- Available with Contrasting Upholsteries
- Optional Plinth Accent Trim and Wood Legs Available in Contrasting Finish Colors
- Optional Wood Leg ([See Finish Options](#)), Plinth Accent ([See Plinth Options](#)) and Power ([See Seating Power Options](#))

| List Price/Grade       | Yards | COM/1   | 2    | 3    | 4    | 5    | 6    | 7    | 8    | 9    | 10   | L1   | L2   |
|------------------------|-------|---------|------|------|------|------|------|------|------|------|------|------|------|
| Single Upholstery      | 8.50  | \$ 4086 | 4503 | 4851 | 5191 | 5710 | 6237 | 6993 | 7767 | 8685 | 9730 | 6721 | 7843 |
| Contrasting Upholstery |       |         |      |      |      |      |      |      |      |      |      |      |      |
| Primary                | 4.00  | 4097    | 4293 | 4457 | 4617 | 4861 | 5109 | 5465 | 5829 | 6261 | 6753 | 5337 | 5865 |
| Accent                 | 4.75  | 0       | 233  | 428  | 618  | 907  | 1202 | 1625 | 2057 | 2570 | 3154 | 1473 | 2100 |

### Must Specify (in this order):

Model #  
Primary Upholstery  
Accent Upholstery  
Leg  
Leg Finish  
Plinth Accent  
Plinth Accent Finish  
Power



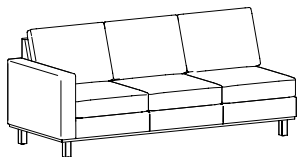
Optional Wood  
Leg



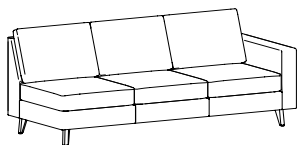
Optional Plinth  
Accent Trim

For ordering options, [see overview at the beginning of this section.](#)

| Item        | Model No. |       | Chair Width | Chair Depth | Chair Height | Seat Width | Seat Depth | Seat Height | Arm Height | Ship Wt | Cubic Ft |
|-------------|-----------|-------|-------------|-------------|--------------|------------|------------|-------------|------------|---------|----------|
| SOFA, 1 ARM | Left      | Right |             |             |              |            |            |             |            |         |          |
|             | 6203L     | 6203R | 83¼         | 33¼         | 36           | 78         | 21         | 18½         | 26         | 140     | 70.1     |



Shown as Left with Metal Leg and Plinth Accent Trim



Shown as Right with Wood Leg

### Description


- Standard with: Left or Right Arm, Metal Legs, and Ganging Brackets Installed on Connecting Side
- Available with Contrasting Upholsteries
- Optional Plinth Accent Trim and Wood Legs Available in Contrasting Finish Colors
- Optional Wood Leg ([See Finish Options](#)), Plinth Accent ([See Plinth Options](#)) and Power ([See Seating Power Options](#))

| List Price/Grade       | Yards | COM/1   | 2    | 3    | 4    | 5    | 6    | 7    | 8     | 9     | 10    | L1   | L2    |
|------------------------|-------|---------|------|------|------|------|------|------|-------|-------|-------|------|-------|
| Single Upholstery      | 11.00 | \$ 5665 | 6204 | 6655 | 7095 | 7766 | 8448 | 9427 | 10428 | 11616 | 12969 | 9075 | 10527 |
| Contrasting Upholstery |       |         |      |      |      |      |      |      |       |       |       |      |       |
| Primary                | 6.25  | 5720    | 6026 | 6283 | 6533 | 6914 | 7301 | 7858 | 8426  | 9101  | 9870  | 7658 | 8483  |
| Accent                 | 6.00  | 0       | 294  | 540  | 780  | 1146 | 1518 | 2052 | 2598  | 3246  | 3984  | 1860 | 2652  |

### Must Specify (in this order):

Model #  
Primary Upholstery  
Accent Upholstery  
Leg  
Leg Finish  
Plinth Accent  
Plinth Accent Finish  
Power

|             |         |     |     |    |    |    |     |  |  |  |    |      |
|-------------|---------|-----|-----|----|----|----|-----|--|--|--|----|------|
| CORNER UNIT | 620-90C | 33¼ | 33¼ | 36 | 21 | 21 | 18½ |  |  |  | 80 | 29.3 |
|-------------|---------|-----|-----|----|----|----|-----|--|--|--|----|------|



Shown with Wood Leg and Plinth Accent Trim

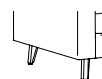
### Description

- Standard with: Metal Legs and Ganging Brackets Installed on Both Connecting Sides
- Available with Contrasting Upholsteries
- Due to Connecting Applications Power is Not Available on this Unit
- Optional Plinth Accent Trim and Wood Legs Available in Contrasting Finish Colors
- Optional Wood Leg ([See Finish Options](#)) and Plinth Accent ([See Plinth Options](#))

| List Price/Grade       | Yards | COM/1   | 2    | 3    | 4    | 5    | 6    | 7    | 8    | 9    | 10   | L1   | L2   |
|------------------------|-------|---------|------|------|------|------|------|------|------|------|------|------|------|
| Single Upholstery      | 6.50  | \$ 2747 | 3066 | 3332 | 3592 | 3989 | 4392 | 4970 | 5562 | 6264 | 7063 | 4762 | 5620 |
| Contrasting Upholstery |       |         |      |      |      |      |      |      |      |      |      |      |      |
| Primary                | 3.25  | 2769    | 2928 | 3062 | 3192 | 3390 | 3591 | 3881 | 4176 | 4527 | 4927 | 3777 | 4206 |
| Accent                 | 3.75  | 0       | 184  | 338  | 488  | 716  | 949  | 1283 | 1624 | 2029 | 2490 | 1163 | 1658 |

### Must Specify (in this order):

Model #  
Primary Upholstery  
Accent Upholstery  
Leg  
Leg Finish  
Plinth Accent  
Plinth Accent Finish



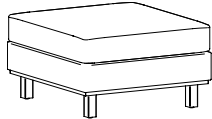
Optional Wood Leg



Optional Plinth Accent Trim

For ordering options, [see overview at the beginning of this section.](#)

| Item            | Model No.  | Chair Width | Chair Depth | Chair Height | Seat Width | Seat Depth | Seat Height |   | Ship Wt | Cubic Ft |
|-----------------|------------|-------------|-------------|--------------|------------|------------|-------------|---|---------|----------|
| 31"X33" OTTOMAN | 620-3133OT | -           | -           | -            | 31¼        | 33¼        | 18½         | - | 40      | 13.0     |

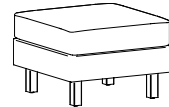


Shown with Metal Leg and Plinth Accent Trim

Must Specify (in this order):  
Model #  
Primary Upholstery  
Accent Upholstery  
Ottoman Leg  
Leg Finish  
Plinth Accent  
Plinth Accent Finish  
Power

| Description  |       |         |      |      |      |      |      |      |      |      |      |      |      |
|--|-------|---------|------|------|------|------|------|------|------|------|------|------|------|
| <ul style="list-style-type: none"><li>Standard with: Metal Legs and Ganging Brackets Included but Not Installed</li><li>Available with Contrasting Upholsteries</li><li>Power Available on Either a 31" Side or a 33" Side</li><li>Optional Plinth Accent Trim and Wood Legs Available in Contrasting Finish Colors</li><li>Optional Wood Leg (<a href="#">See Finish Options</a>), Plinth Accent (<a href="#">See Plinth Options</a>) and Power (<a href="#">See Seating Power Options</a>)</li></ul> |       |         |      |      |      |      |      |      |      |      |      |      |      |
| List Price/Grade   | Yards | COM/1   | 2    | 3    | 4    | 5    | 6    | 7    | 8    | 9    | 10   | L1   | L2   |
| Single Upholstery  | 4.25  | \$ 1660 | 1868 | 2043 | 2213 | 2472 | 2735 | 3114 | 3500 | 3959 | 4482 | 2978 | 3539 |
| Contrasting Upholstery   |       |         |      |      |      |      |      |      |      |      |      |      |      |
| Primary  | 2.75  | 1660    | 1795 | 1908 | 2018 | 2185 | 2356 | 2601 | 2851 | 3148 | 3486 | 2513 | 2876 |
| Accent   | 1.50  | 0       | 74   | 135  | 195  | 287  | 380  | 513  | 650  | 812  | 996  | 465  | 663  |

|             |            |   |   |   |    |    |     |   |    |      |
|-------------|------------|---|---|---|----|----|-----|---|----|------|
| 26" OTTOMAN | 620-2626OT | - | - | - | 26 | 26 | 18½ | - | 30 | 12.1 |
|-------------|------------|---|---|---|----|----|-----|---|----|------|

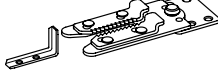


Shown with Metal Leg

Must Specify (in this order):  
Model #  
Primary Upholstery  
Accent Upholstery  
Ottoman Leg  
Leg Finish  
Plinth Accent  
Plinth Accent Finish  
Power

| Description  |       |         |      |      |      |      |      |      |      |      |      |      |      |
|--|-------|---------|------|------|------|------|------|------|------|------|------|------|------|
| <ul style="list-style-type: none"><li>Standard with: Metal Legs and Ganging Brackets Included but Not Installed</li><li>Available with Contrasting Upholsteries</li><li>Power is Available in One Side of the Unit</li><li>Optional Plinth Accent Trim and Wood Legs Available in Contrasting Finish Colors</li><li>Optional Wood Leg (<a href="#">See Finish Options</a>), Plinth Accent (<a href="#">See Plinth Options</a>) and Power (<a href="#">See Seating Power Options</a>)</li></ul> |       |         |      |      |      |      |      |      |      |      |      |      |      |
| List Price/Grade   | Yards | COM/1   | 2    | 3    | 4    | 5    | 6    | 7    | 8    | 9    | 10   | L1   | L2   |
| Single Upholstery  | 2.50  | \$ 1345 | 1468 | 1570 | 1670 | 1823 | 1978 | 2200 | 2428 | 2698 | 3005 | 2120 | 2450 |
| Contrasting Upholstery   |       |         |      |      |      |      |      |      |      |      |      |      |      |
| Primary  | 1.75  | 1356    | 1442 | 1514 | 1584 | 1690 | 1799 | 1955 | 2114 | 2303 | 2518 | 1899 | 2130 |
| Accent   | 1.00  | 0       | 49   | 90   | 130  | 191  | 253  | 342  | 433  | 541  | 664  | 310  | 442  |

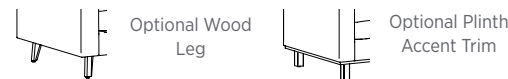
| Item                | Model No. | W | D  | H | Ship Wt | Cubic Ft | List Price |
|---------------------|-----------|---|----|---|---------|----------|------------|
| GANGING BRACKET KIT | 620-000GB | 4 | 4½ | ¾ | 6       | 0.3      | \$ 92      |




OPEN MARKET

Must Specify (in this order):  
Model #  
Quantity

| Description   |  |  |  |  |  |  |  |
|---|--|--|--|--|--|--|--|
| <ul style="list-style-type: none"><li>Includes Two (2) Brackets For Connecting One (1) Seating Unit or Ottoman to Another Seating Unit with and without Plinth Accent Trim Option</li><li>Ganging Brackets are Included on Some Models; See Individual Models.</li><li>Not to be Used with Plush Tables</li></ul> |  |  |  |  |  |  |  |



For ordering options, [see overview at the beginning of this section.](#)

| Item  | Model No.   |            | W  | D  | H  | Ship Wt | Cubic Ft | List Price           |
|---|-------------|------------|----|----|----|---------|----------|----------------------|
|  | 620-2445CT  | Veneer/HPL | 45 | 24 | 15 | 77      | 9.4      | W/P\$ 2035           |
|   | 620-2445CTT | TFL<br>HPL | 45 | 24 | 15 | 77      | 9.4      | T\$ 1243<br>P\$ 1357 |

Shown with Metal Leg

Must Specify (in this order):

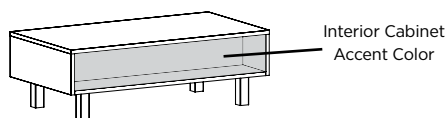
Model #  
Top Material  
Finish/Color  
Cabinet Accent Color (Veneer Only)  
Leg  
Leg Finish/Color  
Power Location  
Power

### Description

- Standard with: Metal Legs
- Chassis Available in Veneer (W) or TFL (T)
- Top Available with Veneer (W), TFL (T) or HPL (P), Must Specify
- Primary Finish and Wood Legs Available in Contrasting Finish Colors; [See Color Options](#)
- 9"D Cubby Area on Both Sides of the Table
- Optional Cabinet Interior Accent Color on Veneer Tables Only; Must Specify Color, [See Color Options](#)
- Optional Wood Leg ([See Finish Options](#)) and Power ([See Table Power Options](#))

### Veneer Table Cabinet Accent Option: Specify Color & Add

Cabinet Interior Accent Color - Available on Veneer Tables Only; [See Color Options](#) \$ 180



|   |              |            |    |    |    |    |     |                      |
|---|--------------|------------|----|----|----|----|-----|----------------------|
|  | 620-2433GET  | Veneer/HPL | 33 | 24 | 15 | 59 | 6.9 | W/P\$ 1752           |
|   | 620-2433GETT | TFL<br>HPL | 33 | 24 | 15 | 59 | 6.9 | T\$ 1122<br>P\$ 1225 |

Shown with Wood Leg

Must Specify (in this order):

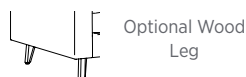
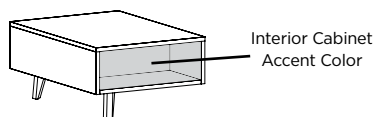
Model #  
Top Material  
Finish/Color  
Cabinet Accent Color (Veneer Only)  
Leg  
Leg Finish/Color  
Plinth Attachment  
Power Location  
Power

### Description

- Standard with: Metal Legs and Ganging Brackets on Connecting Side
- Chassis Available in Veneer (W) or TFL (T)
- Top Available with Veneer (W), TFL (T) or HPL (P), Must Specify
- Primary Finish and Wood Legs Available in Contrasting Finish Colors; [See Color Options](#)
- Ganging Construction will Vary Based on the Connection of Table to Chairs with the Plinth Accent Trim Option. [See Options](#) to Specify Plinth Attachment When Ganging Tables with Plush Seating That Have the Plinth Accent Trim Option
- 12"D Cubby Area on Both Sides of the Table
- Optional Cabinet Interior Accent Color on Veneer Tables Only; Must Specify Color, [See Color Options](#)
- Optional Wood Leg ([See Finish Options](#)) and Power ([See Table Power Options](#))

### Veneer Table Cabinet Accent Option: Specify Color & Add

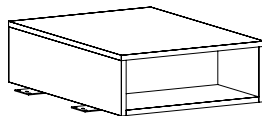
Cabinet Interior Accent Color - Available on Veneer Tables Only; [See Color Options](#) \$ 180



T = TFL P = HPL W = Veneer

For ordering options, [see overview at the beginning of this section.](#)

| Item                 | Model No.      |            | W  | D  | H | Ship Wt | Cubic Ft | List Price |
|----------------------|----------------|------------|----|----|---|---------|----------|------------|
| GANGING INLINE TABLE | 620-2433GT     | Veneer/HPL | 33 | 24 | 9 | 53      | 4.1      | W/P\$ 1765 |
|                      | Veneer Chassis |            |    |    |   |         |          |            |
|                      | 620-2433GTT    | TFL        | 33 | 24 | 9 | 53      | 4.1      | T\$ 1129   |
|                      | TFL Chassis    |            |    |    |   |         |          | P\$ 1233   |



Must Specify (in this order):

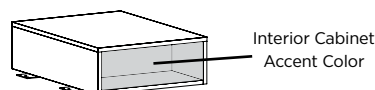
Model #  
Top Material  
Finish/Color  
Cabinet Accent Color (Veneer Only)  
Plinth Attachment  
Power Location  
Power

**Description**

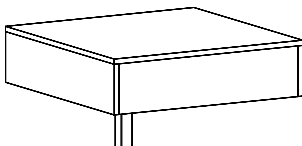
- Standard with: Four (4) Ganging Brackets Included
- Chassis Available in Veneer (W) or TFL (T)
- Top Available with Veneer (W), TFL (T) or HPL (P), Must Specify
- 12"D Cubby Area on Both Sides of the Table
- Optional Cabinet Interior Accent Color on Veneer Tables Only; Must Specify Color, [See Color Options](#)
- Ganging Construction will Vary Based on the Connection of Table to Chairs with the Plinth Accent Trim Option. [See Options](#) to Specify Plinth Attachment When Ganging Tables with Plush Seating That Have the Plinth Accent Trim Option
- Optional Wood Leg ([See Finish Options](#)) and Power ([See Table Power Options](#))

**Veneer Table Cabinet Accent Option: Specify & Add**

Cabinet Interior Accent Color - Available on Veneer Tables Only; [See Color Options](#) \$ 180



|                      |                |            |    |    |    |    |     |            |
|----------------------|----------------|------------|----|----|----|----|-----|------------|
| GANGING CORNER TABLE | 620-3333CGT    | Veneer/HPL | 33 | 33 | 15 | 67 | 9.5 | W/P\$ 2013 |
|                      | Veneer Chassis |            |    |    |    |    |     |            |
|                      | 620-3333CGTT   | TFL        | 33 | 33 | 15 | 67 | 9.5 | T\$ 1265   |
|                      | TFL Chassis    |            |    |    |    |    |     | P\$ 1397   |



Shown with Metal Leg

Must Specify (in this order):

Model #  
Top Material  
Finish/Color  
Leg  
Leg Finish  
Plinth Attachment  
Power Location  
Power

**Description**

- Standard with: Metal Legs, Top Features Diagonal Grain Direction, and Four (4) Ganging Brackets Included
- Chassis Available in Veneer (W) or TFL (T)
- Top Available with Veneer (W), TFL (T) or HPL (P), Must Specify
- Ganging Construction will Vary Based on the Connection of Table to Chairs with the Plinth Accent Trim Option. [See Options](#) to Specify Plinth Attachment When Ganging Tables with Plush Seating That Have the Plinth Accent Trim Option
- No Cubby Thus Interior Cabinet Accent Not Available
- Optional Wood Leg ([See Finish Options](#)) and Power ([See Table Power Options](#))

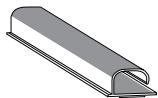


Optional Wood Leg

T = TFL P = HPL W = Veneer

For ordering options, [see overview at the beginning of this section.](#)

| Item         | Model No. | W  | D  | H | Ship Wt | Cubic Ft | List Price |
|--------------|-----------|----|----|---|---------|----------|------------|
| WIRE CHANNEL | 01-32125  | 24 | 1½ | 1 | .25     | 0.3      | \$ 99      |

**Description**

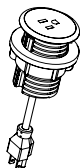
- Available in Black
- Includes (2) Double-Sided Tape Ribbons for Easy Installation
- Open J Channel for Easy Wire Management

|                    |          |     |    |     |    |     |         |
|--------------------|----------|-----|----|-----|----|-----|---------|
| VESTA POWER CENTER | 01-PDCTR | 10¾ | 12 | 28¾ | 14 | 2.5 | \$ 1666 |
|--------------------|----------|-----|----|-----|----|-----|---------|

**Description**

- Top Includes One (1) Power Outlet, Two (2) USB Ports and One (1) USBC Port; Base Includes Three (3) Outlet
- Available in White
- 120" Power Cord
- Built with Weight Distribution for Optimal Stability
- Base is 5" Tall

|                          |             |        |   |   |   |   |     |       |
|--------------------------|-------------|--------|---|---|---|---|-----|-------|
| SINGLE POWER SAND DOLLAR | 01-SAND60PS | Silver | 3 | 3 | 4 | 1 | 0.2 | \$ 92 |
|--------------------------|-------------|--------|---|---|---|---|-----|-------|



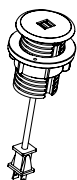
|             |       |  |  |  |  |  |  |       |
|-------------|-------|--|--|--|--|--|--|-------|
| 01-SAND60PW | White |  |  |  |  |  |  | \$ 92 |
|-------------|-------|--|--|--|--|--|--|-------|

|             |       |  |  |  |  |  |  |       |
|-------------|-------|--|--|--|--|--|--|-------|
| 01-SAND60PB | Black |  |  |  |  |  |  | \$ 92 |
|-------------|-------|--|--|--|--|--|--|-------|

**Description**

- Unit is 2" Diameter; Mounts in 60mm Round Grommet
- 6' Cord
- Single Power Outlet

|                        |             |        |   |   |   |   |     |        |
|------------------------|-------------|--------|---|---|---|---|-----|--------|
| DOUBLE USB SAND DOLLAR | 01-SAND60US | Silver | 3 | 3 | 4 | 1 | 0.2 | \$ 260 |
|------------------------|-------------|--------|---|---|---|---|-----|--------|



|             |       |  |  |  |  |  |  |        |
|-------------|-------|--|--|--|--|--|--|--------|
| 01-SAND60UW | White |  |  |  |  |  |  | \$ 260 |
|-------------|-------|--|--|--|--|--|--|--------|



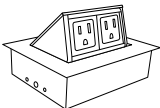
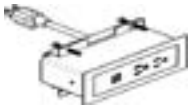
|             |       |  |  |  |  |  |  |        |
|-------------|-------|--|--|--|--|--|--|--------|
| 01-SAND60UB | Black |  |  |  |  |  |  | \$ 260 |
|-------------|-------|--|--|--|--|--|--|--------|

**Description**


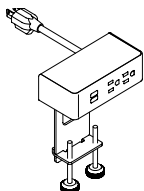
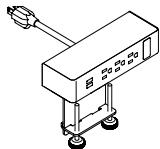
- Unit is 2" Diameter; Mounts in 60mm Round Grommet
- 6' Cord
- Double USB

For ordering options, [see overview at the beginning of this section.](#)



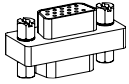
| Item  | Model No.    |          | W  | D  | H  | Ship Wt | Cubic Ft | List Price |
|---|--------------|----------|----|----|----|---------|----------|------------|
| <b>WIRELESS AND USB CHARGER</b><br><br>Open Market Only  | 01-DOCK150W  | White    | 3  | 3  | ¾" | 1       | 0.2      | \$ 380     |
|   | 01-DOCK150B  | Black    |    |    |    |         |          | \$ 380     |
| <b>Description</b> <ul style="list-style-type: none"> <li>• For Use with Wireless Charging Enabled Devices and USB Charging Devices</li> <li>• 5 Watt Maximum Output with a Direct Current Input of 5V 6A (Wireless Fast Charge)</li> <li>• Mounts in 76mm Round Cut-Out</li> <li>• Pop-Up is ¾"H and Includes Three (3) USB Ports; One (1) 12 Watt Maximum with 2.4A (USB Fast Charge) and Two (2) 5 Watt with 1A (USB Standard Charge)</li> <li>• LED Light will Confirm Pairing with Device and Begin Wireless Charging</li> <li>• UL and cUL Certified</li> </ul> |              |          |    |    |    |         |          |            |
| <b>WIRELESS CHARGER</b><br><br>Open Market Only  | 01-DOCK950W  | White    | 3⅝ | 3⅝ | -  | 1       | 0.2      | \$ 249     |
|   | 01-DOCK950B  | Black    |    |    |    |         |          | \$ 249     |
| <b>Description</b> <ul style="list-style-type: none"> <li>• For Use with Wireless Charging Enabled Devices</li> <li>• 5 Watts Maximum Output with a Direct Current of 5V 2A and 10 Watts Maximum with Quick Charge 2.0</li> <li>• Mounts in 76mm Round Cut-Out</li> <li>• LED will Confirm Pairing with Device and Begin Wireless Charging</li> </ul>   |              |          |    |    |    |         |          |            |
| <b>POWER 440</b><br>   | 01-DATA440A  | Aluminum | 5⅞ | 4⅞ | -  | 5       | 0.2      | \$ 904     |
|   | 01-DATA440B  | Black    |    |    |    |         |          | \$ 904     |
| <b>Description</b> <ul style="list-style-type: none"> <li>• Two (2) Power Outlets</li> <li>• Soft Touch Hinged Lid</li> <li>• 6' Power Cord</li> <li>• UL and CSA Recognized</li> </ul>   |              |          |    |    |    |         |          |            |
| <b>DUO BEZEL NEMA PLUG</b><br>   | 01-DUOBEZELS | Silver   | 9  | 2⅝ | 3  | 1       | 0.2      | \$ 633     |
|   | 01-DUOBEZELW | White    |    |    |    |         |          | \$ 633     |
|   | 01-DUOBEZELB | Black    |    |    |    |         |          | \$ 633     |
| <b>Description</b> <ul style="list-style-type: none"> <li>• Worksurface Must Be Routed To Accept Unit, Which Sits Down Into Worksurface Supported By Attractive Slim Fit Bezel</li> <li>• Two (2) Power/Two (2) USB Power</li> <li>• Independent USB Circuit Controllers Deliver up to 2.1 Amps to Each Post</li> <li>• All Mounting Hardware Included</li> <li>• FCC Part 15A and UL Approved for Horizontal and Vertical Applications</li> <li>• 10' Cord</li> </ul>  |              |          |    |    |    |         |          |            |

For ordering options, [see overview at the beginning of this section.](#)

| Item   | Model No.  |        | W  | D  | H  | Ship Wt | Cubic Ft | List Price |
|--|--|--------|----|----|----|---------|----------|------------|
| <b>TRIO BEZEL NEMA PLUG</b><br>   | 01-TRIOBEZELS  | Silver | 6½ | 2½ | 3¼ | 1       | 0.2      | \$ 680     |
|  | 01-TRIOBEZELW  | White  |    |    |    |         |          | \$ 680     |
|  | 01-TRIOBEZELB  | Black  |    |    |    |         |          | \$ 680     |
|  | <b>Description</b> <ul style="list-style-type: none"> <li>• Worksurface Must Be Routed To Accept Unit, Which Sits Down Into Worksurface Supported By Attractive Slim Fit Bezel</li> <li>• Three (3) Power/Two (2) USB Power/One (1) Open Data</li> <li>• Independent USB Circuit Controllers Deliver up to 2.1 Amps to Each Post</li> <li>• HDMI, VGA, or RJ45 Accessories Sold Separately</li> <li>• All Mounting Hardware Included</li> <li>• FCC Part 15A and UL Approved for Horizontal and Vertical Applications</li> <li>• 10' Cord</li> </ul> |        |    |    |    |         |          |            |
| <b>DUO CLAMP NEMA PLUG</b><br>   | 01-DUOCLAMPS   | Silver | 5½ | 3  | 7  | 1       | 0.2      | \$ 537     |
|  | 01-DUOCLAMPW   | White  |    |    |    |         |          | \$ 537     |
|  | 01-DUOCLAMPB   | Black  |    |    |    |         |          | \$ 537     |
|  | <b>Description</b> <ul style="list-style-type: none"> <li>• Silver Metal Trim</li> <li>• Clamps to Top</li> <li>• Two (2) Power/Two (2) USB Power</li> <li>• Independent USB Circuit Controllers Deliver up to 2.1 Amps to Each Post</li> <li>• All Mounting Hardware Included</li> <li>• FCC Part 15A and UL Approved for Horizontal and Vertical Applications</li> <li>• 10' Cord</li> </ul>   |        |    |    |    |         |          |            |
| <b>TRIO CLAMP NEMA PLUG</b><br> | 01-TRIOCLAMPS  | Silver | 8  | 3  | 7  | 1       | 0.2      | \$ 629     |
|  | 01-TRIOCLAMPW  | White  |    |    |    |         |          | \$ 629     |
|  | 01-TRIOCLAMPB  | Black  |    |    |    |         |          | \$ 629     |
|  | <b>Description</b> <ul style="list-style-type: none"> <li>• Silver Metal Trim</li> <li>• Clamps to Top</li> <li>• Three (3) Power/Two (2) USB Power/One (1) Open Data; 10' Cord</li> <li>• Independent USB Circuit Controllers Deliver up to 2.1 Amps to Each Post</li> <li>• HDMI, VGA, or RJ45 Accessories Sold Separately; See Below</li> <li>• All Mounting Hardware Included</li> <li>• FCC Part 15A and UL Approved for Horizontal and Vertical Applications</li> </ul>  |        |    |    |    |         |          |            |

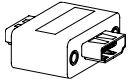
For ordering options, [see overview at the beginning of this section.](#)

| Item                            | Model No.  | W | D | H | Ship Wt | Cubic Ft | List Price |
|---------------------------------|------------|---|---|---|---------|----------|------------|
| TRIO VGA<br>DATA PORT ACCESSORY | 01-LCOMVGA | - | - | - | -       | -        | \$ 114     |

**Description**

- VGA Ports for Trio Units

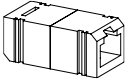
|                                  |             |   |   |   |   |   |        |
|----------------------------------|-------------|---|---|---|---|---|--------|
| TRIO HDMI<br>DATA PORT ACCESSORY | 01-LCOMHDMI | - | - | - | - | - | \$ 155 |
|----------------------------------|-------------|---|---|---|---|---|--------|

**Description**

- HDMI Ports for Trio Units

Open Market Only

|                                  |             |   |   |   |   |   |       |
|----------------------------------|-------------|---|---|---|---|---|-------|
| TRIO RJ45<br>DATA PORT ACCESSORY | 01-LCOMRJ45 | - | - | - | - | - | \$ 74 |
|----------------------------------|-------------|---|---|---|---|---|-------|

**Description**

- RJ45 Ports for Trio Units

For ordering options, [see overview at the beginning of this section.](#)



Designed by Jason Lansdale in conjunction with our UK partner, Edge Design, Polka is a flexible and fun modular seating range with soft curves and gentle waterfall seat edges. Its low, wide stance and asymmetric shapes provide a striking alternative for sitting, relaxing, and touchdown working. Perfect for lobbies, atriums, and collaboration ares.

### CONSTRUCTION

- Internal wood components and frame are manufactured using Baltic Birch plywood; frames are individually hand assembled, and all joints are mortised and tenoned, and glued for maximum strength and durability
- Legs are constructed of European Beech; Leg is 1¾"W x 10½"D 8¾"H with glide, Foot is 2¼"D
- High Grade Polyurethane Foam, 3¾" thick
- Includes non-marring, nylon adjustable glides
- Ships fully assembled

### HOW TO ORDER EXAMPLE

| Model No. | Description | Example                      |
|-----------|-------------|------------------------------|
| PLK01L    | Leg Finish  | BW                           |
|           | Upholstery  | CF Stinson Round Trip Energy |

### UPHOLSTERY OPTIONS

Available in single upholstery. Select from a wide variety of graded-in or contract options, including fabric, vinyl, and leather.

Upholstery is applied across the roll and Indiana Furniture will make every attempt to apply the upholstery in the same direction on multiple pieces while making the best use of the yardage supplied.

### LEG WOOD FINISHES

Indiana Furniture uses a multi-step, hand finishing process on all exposed wood.

Chairs feature a catalyzed varnish finish which offers durability, lasting beauty, and resistance to normal wear.

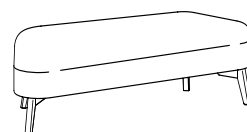
|     |                     |     |                     |
|-----|---------------------|-----|---------------------|
| AW  | Artisan Walnut      | MW  | Mahogany Walnut     |
| AS  | Asian Night         | MO  | Medium Oak*         |
| BW  | Beigewood*          | ORW | Oak Riftwood*       |
| BL  | Black               | PNW | Pinnacle Walnut     |
| CO  | Columbian Walnut    | SCH | Select Cherry       |
| DC  | Dark Cherry         | SKC | Shaker Cherry       |
| DFW | Dark Forest Walnut* | SBP | Smoky Brown Pear*   |
| WH  | Designer White      | TK  | Studio Teak         |
| EF  | Espresso            | SM  | Sugar Maple         |
| FO  | Fawn Oak*           | SW  | Sunglow Walnut      |
| GC  | Golden Cherry       | TT  | Tavern Teak*        |
| HVM | Harvest Maple*      | WTA | Weathered Ash*      |
| HW  | Harvest Walnut      | WC  | Williamsburg Cherry |
| LW  | Legacy Walnut       |     |                     |

\*Finish is Low Sheen

### CERTIFICATIONS & COMPLIANCE

- CAL 117-2013 Compliance
- Intertek Sustainability Certified
- BIFMA level® Certified
- BIFMA Compliant® Certified
- TSCA Title VI (CARB) Compliance
- US Green Building's LEED® Contribution

### STATEMENT OF LINE

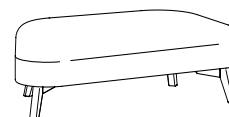


84½"W x 38¼"D

PLK01L

PLK01R

[\(See Details\)](#)

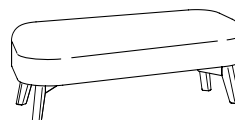


61"W x 38¼"D

PLK02L

PLK02R

[\(See Details\)](#)

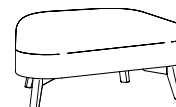


61¾"W x 29½"D

PLK03L

PLK03R

[\(See Details\)](#)

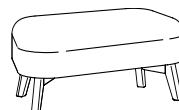


47¼"W x 38¼"D

PLK04L

PLK04R

[\(See Details\)](#)

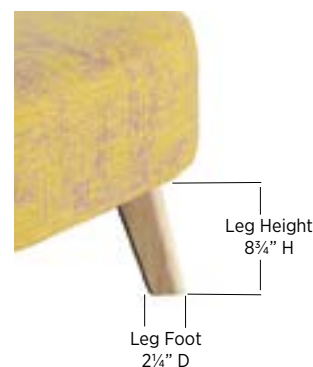


47¼"W x 29½"D

PLK05L

PLK05R

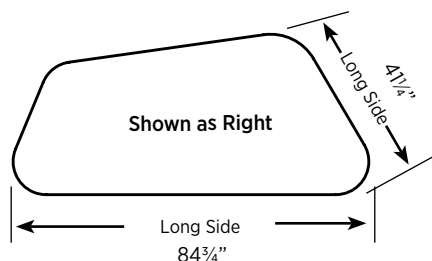
[\(See Details\)](#)



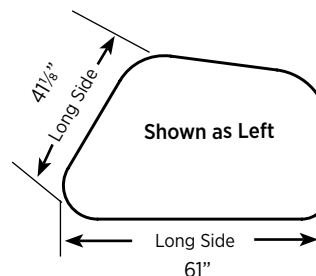
Polka offers five asymmetric shapes, available in left and right models, to easily create extra seating or touchdown areas. The left or right model is determined by which side the longest diagonal is on when facing the longest straight side.

**PLK01L/R**

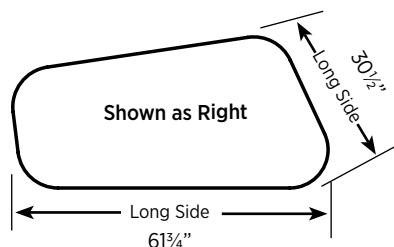
84 $\frac{5}{8}$ "W  
38 $\frac{1}{4}$ "D  
17 $\frac{3}{4}$ "H

**PLK02L/R**

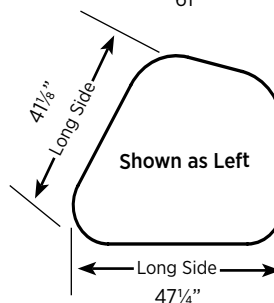
61"W  
38 $\frac{1}{4}$ "D  
17 $\frac{3}{4}$ "H

**PLK03L/R**

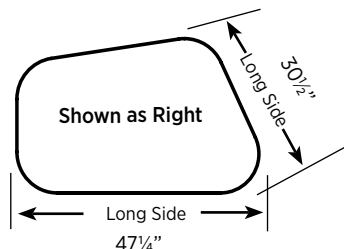
61 $\frac{3}{8}$ "W  
29 $\frac{1}{2}$ "D  
17 $\frac{3}{4}$ "H

**PLK04L/R**

47 $\frac{1}{4}$ "W  
38 $\frac{1}{4}$ "D  
17 $\frac{3}{4}$ "H

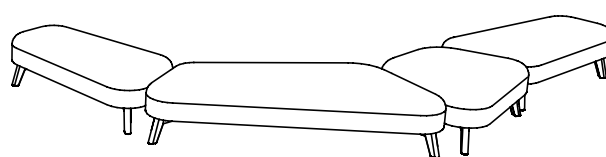
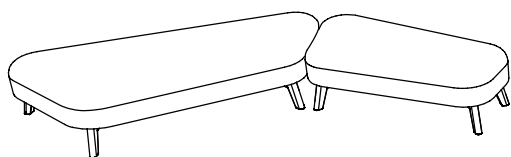
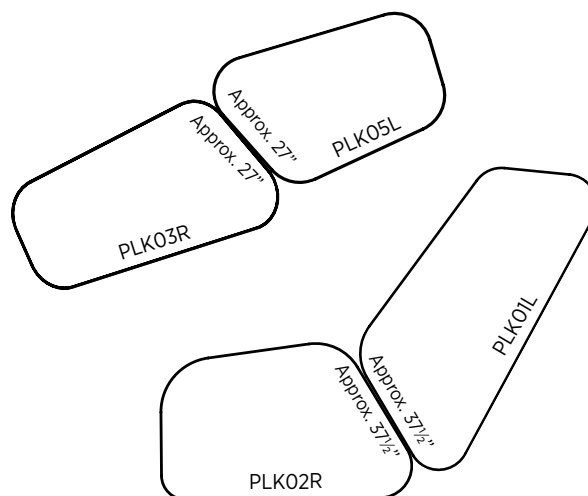
**PLK05L/R**

47 $\frac{1}{4}$ "W  
29 $\frac{1}{2}$ "D  
17 $\frac{3}{4}$ "H



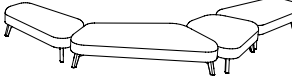
Polka's soft curves, wide stance, and asymmetric shapes offer enormous flexibility when creating seating areas. Polka units fit best when pairing lounge units with the same diagonal measurement together.

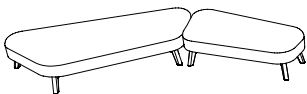
See individual products for coordinating measurements and set your imagination free.



# POLKA

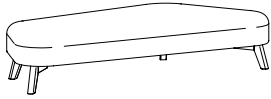
## MODULAR LOUNGE BY EDGE DESIGN (PLK SERIES)

| Item   | Model No.    | Width | Depth                             | Height | Ship Wt | Cubic Ft | List Price |
|--|--------------|-------|-----------------------------------|--------|---------|----------|------------|
|   | PLK-1        | 255½  | 38¼                               | 17¾    | 233     | 113.8    | \$ 7984    |
|  | CONSISTS OF: |       | QTY                               |        |         |          |            |
|  | PLK01R       | 1     | 84¾"Wx38¼"D Modular Lounge, Right |        |         |          | \$ 2373    |
|  | PLK04L       | 1     | 47¼"Wx38¼"D Modular Lounge, Left  |        |         |          | \$ 1799    |
|  | PLK03R       | 2     | 61¾"Wx29½"D Modular Lounge, Right |        |         |          | \$ 3812    |
| Products are available as left or right and with other features, where applicable<br>Grade 1 with standard metal leg pricing |              |       |                                   |        |         |          |            |

|   |  |      |                                   |     |     |      |    |      |      |
|---|--|------|-----------------------------------|-----|-----|------|----|------|------|
|  | PLK-2  | 146½ | 38¼                               | 17¾ | 135 | 65.0 | \$ | 4279 |      |
|   | CONSISTS OF:   |      | QTY                               |     |     |      |    |      |      |
|   | PLK01R   | 1    | 84¾"Wx38¼"D Modular Lounge, Right |     |     |      |    | \$   | 2373 |
|   | PLK03R   | 1    | 61¾"Wx29½"D Modular Lounge, Right |     |     |      |    | \$   | 1906 |
|   | Products are available as left or right and with other features, where applicable<br>Grade 1 with standard metal leg pricing |      |                                   |     |     |      |    |      |      |

For ordering options, [see overview at the beginning of this section.](#)

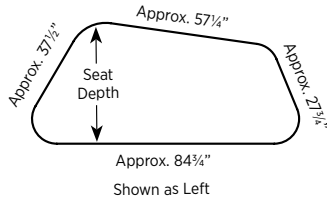
| Item                       | Model No.   | Seat Width   | Seat Depth | Seat Height | Ship Wt | Cubic Ft |
|----------------------------|-------------|--------------|------------|-------------|---------|----------|
| 84¾"Wx38¼"D MODULAR LOUNGE | <b>Left</b> | <b>Right</b> |            |             |         |          |
|                            | PLK01L      | PLK01R       | 84⅝"       | 38¼"        | 17¾"    | 85 39.4  |



Shown as Right

Must Specify (in this order):

Model #  
Leg Finish  
Upholstery



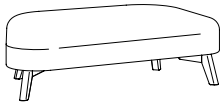
Shown as Left

**Description**

- Determine Left or Right by Facing Long Straight Side with Long Diagonal on Right or Left ([See Sizes](#))

| List Price/Grade  | Yards | COM/1   | 2    | 3    | 4    | 5    | 6    | 7    | 8    | 9    | 10   | L1   | L2   |
|-------------------|-------|---------|------|------|------|------|------|------|------|------|------|------|------|
| Single Upholstery | 3.75  | \$ 2373 | 2557 | 2711 | 2861 | 3089 | 3322 | 3656 | 3997 | 4402 | 4863 | 3536 | 4031 |

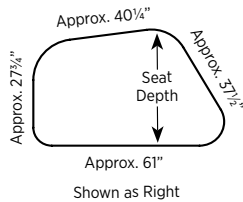
|                           |             |              |    |      |      |         |
|---------------------------|-------------|--------------|----|------|------|---------|
| 61"Wx38¼"D MODULAR LOUNGE | <b>Left</b> | <b>Right</b> |    |      |      |         |
|                           | PLK02L      | PLK02R       | 61 | 38¼" | 17¾" | 65 29.2 |



Shown as Left

Must Specify (in this order):

Model #  
Leg Finish  
Upholstery



Shown as Right

**Description**

- Determine Left or Right by Facing Long Straight Side with Long Diagonal on Right or Left ([See Sizes](#))

| List Price/Grade  | Yards | COM/1   | 2    | 3    | 4    | 5    | 6    | 7    | 8    | 9    | 10   | L1   | L2   |
|-------------------|-------|---------|------|------|------|------|------|------|------|------|------|------|------|
| Single Upholstery | 2.75  | \$ 2135 | 2270 | 2383 | 2493 | 2660 | 2831 | 3076 | 3326 | 3623 | 3961 | 2988 | 3351 |

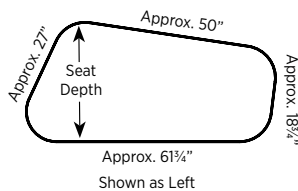
|                            |             |              |      |      |      |         |
|----------------------------|-------------|--------------|------|------|------|---------|
| 61¾"Wx29½"D MODULAR LOUNGE | <b>Left</b> | <b>Right</b> |      |      |      |         |
|                            | PLK03L      | PLK03R       | 61⅝" | 29½" | 17¾" | 50 25.6 |



Shown as Left

Must Specify (in this order):

Model #  
Leg Finish  
Upholstery



Shown as Left

**Description**

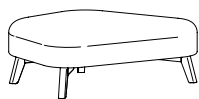
- Determine Left or Right by Facing Long Straight Side with Long Diagonal on Right or Left ([See Sizes](#))

| List Price/Grade  | Yards | COM/1   | 2    | 3    | 4    | 5    | 6    | 7    | 8    | 9    | 10   | L1   | L2   |
|-------------------|-------|---------|------|------|------|------|------|------|------|------|------|------|------|
| Single Upholstery | 2.50  | \$ 1906 | 2029 | 2131 | 2231 | 2384 | 2539 | 2761 | 2989 | 3259 | 3566 | 2681 | 3011 |

For ordering options, [see overview at the beginning of this section.](#)



| Item                       | Model No. |        | Seat Width | Seat Depth | Seat Height | Ship Wt | Cubic Ft |
|----------------------------|-----------|--------|------------|------------|-------------|---------|----------|
| 47¼"Wx38¼"D MODULAR LOUNGE | Left      | Right  |            |            |             |         |          |
|                            | PLK04L    | PLK04R | 47¼        | 38¼        | 17¾         | 48      | 23.2     |



Shown as Right

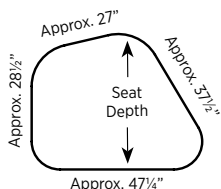
Must Specify (in this order):

Model #  
Leg Finish  
Upholstery

### Description

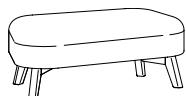
- Determine Left or Right by Facing Long Straight Side with Long Diagonal on Right or Left ([See Sizes](#))

| List Price/Grade  | Yards | COM/1   | 2    | 3    | 4    | 5    | 6    | 7    | 8    | 9    | 10   | L1   | L2   |
|-------------------|-------|---------|------|------|------|------|------|------|------|------|------|------|------|
| Single Upholstery | 2.25  | \$ 1799 | 1909 | 2002 | 2092 | 2229 | 2368 | 2569 | 2773 | 3016 | 3293 | 2497 | 2794 |



Shown as Right

|                            |        |        |     |     |     |    |      |  |  |  |  |  |  |
|----------------------------|--------|--------|-----|-----|-----|----|------|--|--|--|--|--|--|
| 47¼"Wx29½"D MODULAR LOUNGE | Left   | Right  |     |     |     |    |      |  |  |  |  |  |  |
|                            | PLK05L | PLK05R |     |     |     |    |      |  |  |  |  |  |  |
|                            |        |        | 47¼ | 29½ | 17¾ | 42 | 19.5 |  |  |  |  |  |  |



Shown as Left

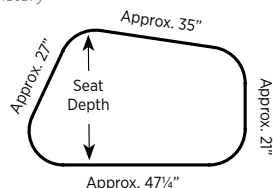
Must Specify (in this order):

Model #  
Leg Finish  
Upholstery

### Description

- Determine Left or Right by Facing Long Straight Side with Long Diagonal on Right or Left ([See Sizes](#))

| List Price/Grade  | Yards | COM/1   | 2    | 3    | 4    | 5    | 6    | 7    | 8    | 9    | 10   | L1   | L2   |
|-------------------|-------|---------|------|------|------|------|------|------|------|------|------|------|------|
| Single Upholstery | 2.00  | \$ 1733 | 1831 | 1913 | 1993 | 2115 | 2239 | 2417 | 2599 | 2815 | 3061 | 2353 | 2617 |



Shown as Left

For ordering options, [see overview at the beginning of this section.](#)



Clean lines, refined scale, and gracefully angled arms makes Portia an excellent choice for comfortable guest or lounge applications with timeless appeal. Solid hardwood frames provide for a smooth and radiant finish, while loose cushions make these models easy to clean.

CONSTRUCTION

- Internal wood components are manufactured using plywood, while chair frames are manufactured using Maple
- All chair joints are mortised and tenoned, screwed and glued for maximum strength and durability
- Legs are 10" tall
- Non-marring nylon glides included in each leg at floor level
- High Grade Polyurethane Foam, 5½" thick in the seat and 4¾" thick in the back
- Ships fully assembled

HOW TO ORDER EXAMPLE

| Model No. | Description | Example                    |
|-----------|-------------|----------------------------|
| 576       | Leg Finish  | TK                         |
|           | Upholstery  | Momentum Cover Cloth Delft |
|           | Glides      | STD                        |

WOOD FINISHES

Indiana Furniture uses a multi-step, hand finishing process on all exposed wood frames.

Chairs feature a catalyzed varnish finish which offers durability, lasting beauty, and resistance to normal wear.

|     |                     |     |                     |
|-----|---------------------|-----|---------------------|
| AW  | Artisan Walnut      | MW  | Mahogany Walnut     |
| AS  | Asian Night         | MO  | Medium Oak*         |
| BW  | Beigewood*          | ORW | Oak Riftwood*       |
| BL  | Black               | PNW | Pinnacle Walnut     |
| CO  | Columbian Walnut    | SCH | Select Cherry       |
| DC  | Dark Cherry         | SKC | Shaker Cherry       |
| DFW | Dark Forest Walnut* | SBP | Smoky Brown Pear*   |
| WH  | Designer White      | TK  | Studio Teak         |
| EF  | Espresso            | SM  | Sugar Maple         |
| FO  | Fawn Oak*           | SW  | Sunglow Walnut      |
| GC  | Golden Cherry       | TT  | Tavern Teak*        |
| HVM | Harvest Maple*      | WTA | Weathered Ash*      |
| HW  | Harvest Walnut      | WC  | Williamsburg Cherry |
| LW  | Legacy Walnut       |     |                     |

\* Finish is Low Sheen

UPHOLSTERY OPTIONS

Available in single upholstery in a wide variety of graded-in or contract options, including fabric, vinyl, and leather.


GLIDE OPTIONS

|      |              |        |
|------|--------------|--------|
| STD  | Nylon Glides | Std    |
| FELT | Felt Glides  | \$ N/C |


CERTIFICATIONS & COMPLIANCE

- CAL 117-2013 Compliance
- Intertek Sustainability Certified
- BIFMA level® Certified
- BIFMA Compliant® Certified
- TSCA Title VI (CARB) Compliance
- US Green Building's LEED® Contribution

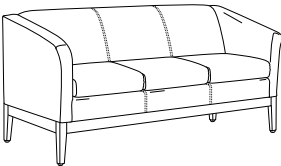
STATEMENT OF LINE




Club Chair: 576  
[\(See Details\)](#)



Settee: 5762  
[\(See Details\)](#)




Sofa: 5763  
[\(See Details\)](#)



Enhance your space with new Cush Pillows. Available in multiple shapes and sizes, and with or without piping.

| Item       | Model No. | Chair Width | Chair Depth | Chair Height | Seat Width | Seat Depth | Seat Height | Arm Height | Ship Wt | Cubic Ft |
|------------|-----------|-------------|-------------|--------------|------------|------------|-------------|------------|---------|----------|
| CLUB CHAIR | 576       | 31          | 30          | 34           | 18½        | 20         | 19½         | 28         | 58      | 24.0     |

**Description**


- Standard with: Wood Legs and One (1) Loose Cushion

| List Price/Grade  | Yards | COM/1   | 2    | 3    | 4    | 5    | 6    | 7    | 8    | 9    | 10   | L1   | L2   |
|-------------------|-------|---------|------|------|------|------|------|------|------|------|------|------|------|
| Single Upholstery | 5.00  | \$ 2470 | 2715 | 2920 | 3120 | 3425 | 3735 | 4180 | 4635 | 5175 | 5790 | 4020 | 4680 |

Must Specify (in this order):

Model #  
Leg Finish  
Upholstery

|        |      |    |    |    |    |    |     |    |    |      |
|--------|------|----|----|----|----|----|-----|----|----|------|
| SETTEE | 5762 | 51 | 30 | 34 | 41 | 20 | 19½ | 28 | 82 | 42.6 |
|--------|------|----|----|----|----|----|-----|----|----|------|

**Description**

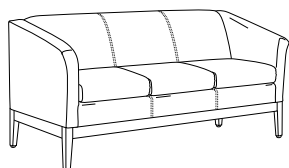
- Standard with: Wood Legs and Two (2) Loose Cushions

| List Price/Grade  | Yards | COM/1   | 2    | 3    | 4    | 5    | 6    | 7    | 8    | 9    | 10   | L1   | L2   |
|-------------------|-------|---------|------|------|------|------|------|------|------|------|------|------|------|
| Single Upholstery | 5.75  | \$ 3471 | 3753 | 3989 | 4219 | 4569 | 4926 | 5438 | 5961 | 6582 | 7289 | 5254 | 6013 |

Must Specify (in this order):

Model #  
Leg Finish  
Upholstery

|      |      |    |    |    |    |    |     |    |    |      |
|------|------|----|----|----|----|----|-----|----|----|------|
| SOFA | 5763 | 71 | 30 | 34 | 61 | 20 | 19½ | 28 | 98 | 55.8 |
|------|------|----|----|----|----|----|-----|----|----|------|

**Description**

- Standard with: Wood Legs and Three (3) Loose Cushions

| List Price/Grade  | Yards | COM/1   | 2    | 3    | 4    | 5    | 6    | 7    | 8    | 9    | 10    | L1   | L2   |
|-------------------|-------|---------|------|------|------|------|------|------|------|------|-------|------|------|
| Single Upholstery | 8.75  | \$ 4661 | 5090 | 5449 | 5799 | 6332 | 6875 | 7654 | 8450 | 9395 | 10471 | 7374 | 8529 |

Must Specify (in this order):

Model #  
Leg Finish  
Upholstery

For ordering options, [see overview at the beginning of this section.](#)

Create a timeless foundation for office environments with traditional style that is classic and enduring. Select from tufted or plain backs to best fit your design vision and environment. Swivels feature swivel-tilt control with pneumatic height adjustment. Solid hardwood frames feature carved arm and leg detailing.

### CONSTRUCTION

- Exposed wood components and chair frame are manufactured using European Beech and are free of spirits, discoloration, pits, shakes, and wormholes; base caps are manufactured using select maple
- All chair joints are double-doweled or mortised and tenoned, screwed, and glued for maximum strength and durability
- All seats feature corner blocking
- Frames are individually hand assembled and sanded prior to being finished
- Non-marring nylon glides included in each leg at floor level
- If applicable, caster options include hooded casters available in black, brass and silver or choose black soft casters for hard surfaces
- High Grade Polyurethane Foam, 1½" thick in the seat and back
- Textiles are sewn with double stitch seams
- High quality sinuous springs with weight distribution rods ensure a comfortable seating application
- Ships fully assembled

### HOW TO ORDER EXAMPLE

| Model No. | Description        | Example                           |
|-----------|--------------------|-----------------------------------|
| 112TB     | Finish             | EF                                |
|           | Primary Upholstery | UF Ultraleather Original Elephant |
|           | Control            | STD                               |
|           | Casters            | SLCS                              |

### CONTROLS OPTIONS

|     |  |        |
|-----|--|--------|
| STD | Swivel-Tilt with Adjustable Tension Spring | Std    |
| KT  | Knee-Tilt Control                          | \$ 281 |

### CASTER OPTIONS (IF APPLICABLE)

|      |                                     |        |
|------|-------------------------------------|--------|
| BRCS | Brass Hooded Casters                | Std    |
| BLCS | Black Hooded Casters                | \$ N/C |
| SLCS | Silver Hooded Casters               | \$ N/C |
| BHC  | Black Soft Caster for Hard Surfaces | \$ N/C |

### UPHOLSTERY OPTIONS

Available in single upholstery in a wide variety of graded-in or contract options, including fabric, vinyl, and leather.

### WOOD FINISHES

Indiana Furniture uses a multi-step, hand finishing process on all exposed wood frames.

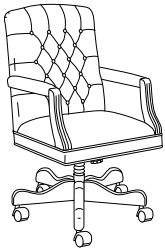
Chairs feature a catalyzed varnish finish which offers durability, lasting beauty, and resistance to normal wear.

|     |                     |     |                     |
|-----|---------------------|-----|---------------------|
| AW  | Artisan Walnut      | MW  | Mahogany Walnut     |
| AS  | Asian Night         | MO  | Medium Oak*         |
| BW  | Beigewood*          | ORW | Oak Riftwood*       |
| BL  | Black               | PNW | Pinnacle Walnut     |
| CO  | Columbian Walnut    | SCH | Select Cherry       |
| DC  | Dark Cherry         | SKC | Shaker Cherry       |
| DFW | Dark Forest Walnut* | SBP | Smoky Brown Pear*   |
| WH  | Designer White      | TK  | Studio Teak         |
| EF  | Espresso            | SM  | Sugar Maple         |
| FO  | Fawn Oak*           | SW  | Sunglow Walnut      |
| GC  | Golden Cherry       | TT  | Tavern Teak*        |
| HVM | Harvest Maple*      | WTA | Weathered Ash*      |
| HW  | Harvest Walnut      | WC  | Williamsburg Cherry |
| LW  | Legacy Walnut       |     |                     |

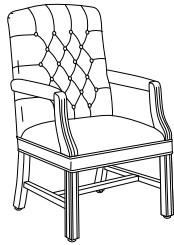
\* Finish is Low Sheen

### CERTIFICATIONS & COMPLIANCE

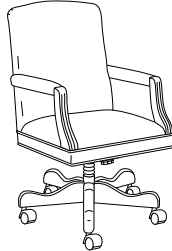
- CAL 117-2013 Compliance
- Intertek Sustainability Certified
- BIFMA level® Certified
- BIFMA Compliant® Certified
- TSCA Title VI (CARB) Compliance
- US Green Building's LEED® Contribution



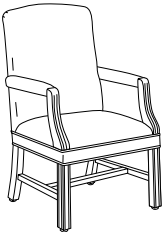
Tufted High Back  
Swivel: 112TB  
[\(See Details\)](#)




Tufted High Back  
Guest: 116TB  
[\(See Details\)](#)




High Back  
Swivel: 112  
[\(See Details\)](#)




High Back  
Guest: 116  
[\(See Details\)](#)



Mid Back Guest,  
Closed Arms: 117  
[\(See Details\)](#)

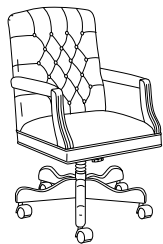


Mid Back Guest,  
Open Arms: 118  
[\(See Details\)](#)



Mid Back Guest,  
Armless: 118N  
[\(See Details\)](#)

| Item                    | Model No. | Chair Width | Chair Depth | Chair Height | Seat Width | Seat Depth | Seat Height | Arm Height | Ship Wt | Cubic Ft |
|-------------------------|-----------|-------------|-------------|--------------|------------|------------|-------------|------------|---------|----------|
| TUFTED HIGH BACK SWIVEL | 112TB     | 25          | 28½         | 40-44        | 18½        | 18         | 16-20       | 27-30      | 52      | 24.8     |



Must Specify (in this order):

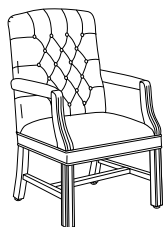
Model #  
Finish  
Upholstery  
Control  
Caster

### Description

- Standard with: Swivel Tilt Control with Adjustable Tension, Pneumatic Height Adjustment, Tufted Back, 5-Star Base with Hardwood Caps, and Brass Hooded Dual Wheel Casters
- Additional Options: See Additional [Caster Options](#) and [Knee-Tilt Control Option](#)

| List Price/Grade  | Yards | COM/1   | 2    | 3    | 4    | 5    | 6    | 7    | 8    | 9    | 10   | L1   | L2   |
|-------------------|-------|---------|------|------|------|------|------|------|------|------|------|------|------|
| Single Upholstery | 2.75  | \$ 2484 | 2619 | 2732 | 2842 | 3009 | 3180 | 3425 | 3675 | 3972 | 4310 | 3337 | 3700 |

|                        |       |    |     |     |    |    |     |    |    |      |
|------------------------|-------|----|-----|-----|----|----|-----|----|----|------|
| TUFTED HIGH BACK GUEST | 116TB | 25 | 27½ | 41½ | 19 | 18 | 17½ | 28 | 32 | 23.2 |
|------------------------|-------|----|-----|-----|----|----|-----|----|----|------|



Must Specify (in this order):

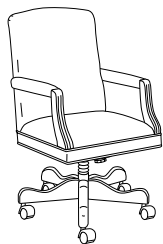
Model #  
Finish  
Upholstery

### Description

- Standard with: Tufted Back and Nylon Glides

| List Price/Grade  | Yards | COM/1   | 2    | 3    | 4    | 5    | 6    | 7    | 8    | 9    | 10   | L1   | L2   |
|-------------------|-------|---------|------|------|------|------|------|------|------|------|------|------|------|
| Single Upholstery | 2.75  | \$ 2080 | 2215 | 2328 | 2438 | 2605 | 2776 | 3021 | 3271 | 3568 | 3906 | 2933 | 3296 |

|                  |     |    |     |       |     |    |       |       |    |      |
|------------------|-----|----|-----|-------|-----|----|-------|-------|----|------|
| HIGH BACK SWIVEL | 112 | 25 | 28½ | 40-44 | 18½ | 18 | 16-20 | 27-30 | 52 | 24.8 |
|------------------|-----|----|-----|-------|-----|----|-------|-------|----|------|



Must Specify (in this order):

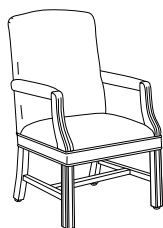
Model #  
Finish  
Upholstery  
Control  
Caster

### Description

- Standard with: Swivel Tilt Control with Adjustable Tension, Pneumatic Height Adjustment, 5-Star Base with Hardwood Caps, and Brass Hooded Dual Wheel Casters
- Additional Options: See Additional [Caster Options](#) and [Knee-Tilt Control Option](#)

| List Price/Grade  | Yards | COM/1   | 2    | 3    | 4    | 5    | 6    | 7    | 8    | 9    | 10   | L1   | L2   |
|-------------------|-------|---------|------|------|------|------|------|------|------|------|------|------|------|
| Single Upholstery | 2.75  | \$ 2308 | 2443 | 2556 | 2666 | 2833 | 3004 | 3249 | 3499 | 3796 | 4134 | 3161 | 3524 |

|                 |     |    |     |     |    |    |     |    |    |      |
|-----------------|-----|----|-----|-----|----|----|-----|----|----|------|
| HIGH BACK GUEST | 116 | 25 | 27½ | 41½ | 19 | 18 | 17½ | 28 | 32 | 23.2 |
|-----------------|-----|----|-----|-----|----|----|-----|----|----|------|



Must Specify (in this order):

Model #  
Finish  
Upholstery

### Description

- Standard with: Nylon Glides

| List Price/Grade  | COM  | 1       | 2    | 3    | 4    | 5    | 6    | 7    | 8    | 9    | 10   | L1   | L2   |
|-------------------|------|---------|------|------|------|------|------|------|------|------|------|------|------|
| Single Upholstery | 2.75 | \$ 1857 | 1992 | 2105 | 2215 | 2382 | 2553 | 2798 | 3048 | 3345 | 3683 | 2710 | 3073 |

For ordering options, [see overview at the beginning of this section.](#)

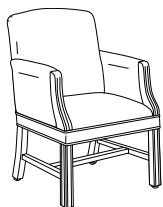
# Indiana

FURNITURE

# REMINISCE™

## SWIVEL + GUEST SEATING (110 SERIES)

| Item                            | Model No. | Chair Width | Chair Depth | Chair Height | Seat Width | Seat Depth | Seat Height | Arm Height | Ship Wt | Cubic Ft |
|---------------------------------|-----------|-------------|-------------|--------------|------------|------------|-------------|------------|---------|----------|
| MID BACK GUEST WITH CLOSED ARMS | 117       | 25½         | 25          | 36           | 20         | 18         | 18½         | 27¾        | 32      | 23.2     |



Must Specify (in this order):

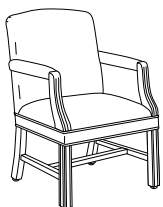
Model #  
Finish  
Upholstery

### Description

- Standard with: Nylon Glides

| List Price/Grade  | Yards | COM/1   | 2    | 3    | 4    | 5    | 6    | 7    | 8    | 9    | 10   | L1   | L2   |
|-------------------|-------|---------|------|------|------|------|------|------|------|------|------|------|------|
| Single Upholstery | 3.50  | \$ 2290 | 2462 | 2605 | 2745 | 2959 | 3176 | 3487 | 3806 | 4184 | 4614 | 3375 | 3837 |

|                               |     |     |    |    |    |    |     |     |    |      |
|-------------------------------|-----|-----|----|----|----|----|-----|-----|----|------|
| MID BACK GUEST WITH OPEN ARMS | 118 | 25½ | 25 | 36 | 20 | 18 | 18½ | 27¾ | 32 | 23.2 |
|-------------------------------|-----|-----|----|----|----|----|-----|-----|----|------|



Must Specify (in this order):


Model #  
Finish  
Upholstery

### Description

- Standard with: Nylon Glides

| List Price/Grade  | Yards | COM/1   | 2    | 3    | 4    | 5    | 6    | 7    | 8    | 9    | 10   | L1   | L2   |
|-------------------|-------|---------|------|------|------|------|------|------|------|------|------|------|------|
| Single Upholstery | 2.75  | \$ 1782 | 1917 | 2030 | 2140 | 2307 | 2478 | 2723 | 2973 | 3270 | 3608 | 2635 | 2998 |

|                        |      |    |    |    |    |    |     |   |    |      |
|------------------------|------|----|----|----|----|----|-----|---|----|------|
| ARMLESS MID BACK GUEST | 118N | 24 | 25 | 36 | 22 | 18 | 18½ | - | 32 | 23.2 |
|------------------------|------|----|----|----|----|----|-----|---|----|------|



Must Specify (in this order):

Model #  
Finish  
Upholstery

### Description

- Standard with: Nylon Glides

| List Price/Grade  | Yards | COM/1   | 2    | 3    | 4    | 5    | 6    | 7    | 8    | 9    | 10   | L1   | L2   |
|-------------------|-------|---------|------|------|------|------|------|------|------|------|------|------|------|
| Single Upholstery | 2.50  | \$ 1615 | 1738 | 1840 | 1940 | 2093 | 2248 | 2470 | 2698 | 2968 | 3275 | 2390 | 2720 |

For ordering options, [see overview at the beginning of this section.](#)



Created for everyday use in every application, Rockstar features generous, contoured proportions and standout comfort for users of all sizes. With your choice of back, arm, and base options, weight-activated controls, and button detailing, this chair can rock any environment.

CONSTRUCTION

- Back and seat are manufactured of plywood
- High Grade Polyurethane Foam, 3" thick in the seat and 2" thick in the back; seat polyurethane is a molded fabrication
- Contoured back with integrated lumbar and seat with waterfall edge for maximum ergonomic comfort
- Upholstery features top stitch seams
- Arm options include black polyurethane T-arms, fixed aluminum or black polyurethane loop arms
- Black nylon or polished aluminum five star base
- Ships knocked down as standard or fully assembled (upcharge)
- Weight-Activated Control rated for users up to 325lbs, Swivel Tilt and Synchro Tilt Comfort Controls rated for users up to 275lbs

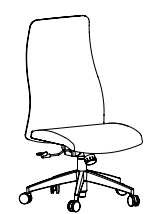
HOW TO ORDER EXAMPLE

| Model No. | Description        | Example                  |
|-----------|--------------------|--------------------------|
| 100       | Primary Upholstery | UF Brisa Original Putty  |
|           | Accent Upholstery  | UF Brisa Original Birch  |
|           | Button Detail      | AVA                      |
|           | Button Upholstery  | Concertex Rise Avalanche |
|           | Control            | SS2                      |
|           | Base               | ALM BASE                 |
|           | Caster             | CHRC                     |
|           | Arm                | FAL1                     |
|           | Assembly           | ASSEM                    |

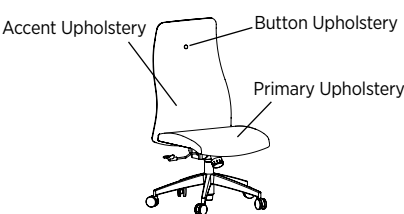
UPHOLSTERY OPTIONS

Available in single and contrasting upholsteries in a wide variety of graded-in or contract options, including fabric, vinyl, and leather.

Single Upholstery



Contrasting Upholstery





BUTTON DETAILING OPTIONS


The optional button detail comes in an array of options: No Button, Matching Primary Upholstery, Matching Accent Upholstery, or you may choose from 5 preselected vinyl upholsteries below.


Must Specify and Add.


|      |  |    |     |
|------|--|----|-----|
| NONE | No Button                                  |    | N/C |
| PRM  | Match Primary Upholstery                   | \$ | 37  |
| ACNT | Match Accent Upholstery                    | \$ | 37  |
|      | PreSelected Vinyl Upholsteries (See Below) | \$ | 37  |

**Concertex Rise  
Avalanche (AVA)**

**Concertex Rise  
Oynx (ONYX)**

**Concertex Rise  
Grain (GRN)**

**Spradling Whisper  
Indigo (IND)**

**Concertex Rise  
Smoke (SMK)**

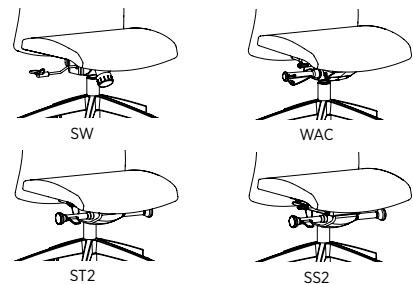
CONTROL OPTIONS

The Swivel Tilt Control, which adjusts the angle of the seat and back simultaneously, features pneumatic height adjustment, multi-angle and locking recline, and adjustable tension. The Synchro Tilt Comfort Control features pneumatic height adjustment, multi-angle and locking recline, adjustable tension control, and optional seat slider. The Weight-Activated Control features pneumatic height adjustment, multi-angle and locking recline, and automatic tension, which inherently adjusts to the weight of the user for maximum comfort.

Weight Activated Control is rated for users up to 325lbs, Swivel Tilt and Synchro Tilt Comfort Controls are rated for users up to 275lbs.

Must Specify and Add.

|     |   |    |     |
|-----|---|----|-----|
| SW  | Swivel Tilt Control                           |    | Std |
| WAC | Weight Activated Control                      | \$ | 64  |
| ST2 | Synchro Tilt Comfort Control                  | \$ | 93  |
| SS2 | Synchro Tilt Comfort Control with Seat Slider | \$ | 179 |



Visit our website for user instructions [www.indianafurniture.com](http://www.indianafurniture.com)

### BASE OPTIONS

Must Specify and Add.

|          |                        |        |
|----------|------------------------|--------|
| BLK BASE | Black Nylon Base       | Std    |
| ALM BASE | Polished Aluminum Base | \$ 108 |

### CASTER OPTIONS

Must Specify and Add.

|      |   |        |
|------|---|--------|
| BCC  | Black Dual Wheel Carpet Caster                      | Std    |
| BHC  | Black Soft Caster for Hard Surfaces                 | N/C    |
| CHRC | Chrome-Rimmed Hard Surface Caster with Roll Control | \$ 374 |
| BG   | Black Glides for All Surfaces                       | N/C    |



BCC



BHC



CHRC



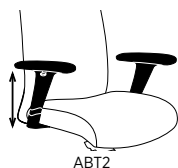
Glide

### ARM OPTIONS

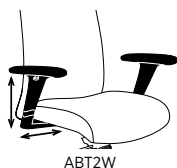
Choose armless or from one of the six arm options. A black (ABT2) T-arm featuring teardrop-shaped arm cap and height adjustment with optional width adjustment (ABT2W). The black (ABT3) T-arm features a surfboard-shaped arm cap and height adjustment with optional width adjustment (ABT3W). Also available are black and aluminum fixed loop arms.

Must Specify and Add.

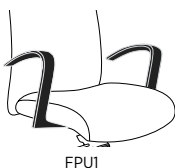
|        |                                     |    |     |
|--------|-------------------------------------|----|-----|
| NO ARM | Armless                             | \$ | Std |
| ABT2   | Black Height Adjustable T           | \$ | 127 |
| ABT2W  | Black Height and Width Adjustable T | \$ | 280 |
| ABT3   | Black Height Adjustable T           | \$ | 165 |
| ABT3W  | Black Height and Width Adjustable T | \$ | 319 |
| FAL1   | Aluminum Fixed Loop                 | \$ | 343 |
| FPU1   | Black Fixed Loop                    | \$ | 264 |



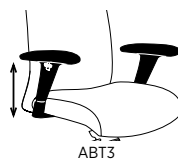
ABT2



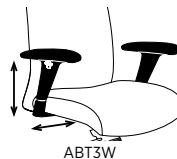
ABT2W



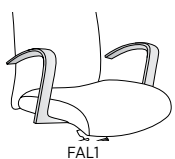
FPU1



ABT3



ABT3W



FAL1

### ASSEMBLY OPTIONS

Rockstar is available knocked down or factory assembled.

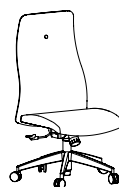
Must Specify and Add.

|       |                   |       |
|-------|-------------------|-------|
| KD    | Knocked Down      | STD   |
| ASSEM | Factory Assembled | \$ 69 |


### CERTIFICATIONS & COMPLIANCE

- CAL 117-2013 Compliance
- Intertek Sustainability Certified
- BIFMA level® Certified
- BIFMA Compliant® Certified
- TSCA Title VI (CARB) Compliance
- US Green Building's LEED® Contribution

### STATEMENT OF LINE



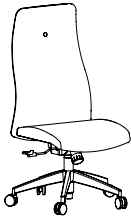
High Back: 100  
Shown with Optional  
Button Detail  
(See Details)



Mid Back: 101  
(See Details)

Visit our website for user instructions [www.indianafurniture.com](http://www.indianafurniture.com)

| Item                        | Model No. | Chair Width | Chair Depth | Chair Height | Seat Width | Seat Depth | Seat Height | Arm Height | Ship Wt | Cubic Ft |
|-----------------------------|-----------|-------------|-------------|--------------|------------|------------|-------------|------------|---------|----------|
| HIGH BACK TASK/SWIVEL CHAIR | 100       | 26          | 26          | 42¼ - 48¾    | 20½        | 19         | 16¼ - 22¾   | 25¾ - 29¾  | 65      | 12.9     |



(Shown with Button Detail)

Must Specify (in this order)

Model #  
Primary Upholstery  
Accent Upholstery  
Button Detail  
Button Upholstery  
Control  
Base  
Caster  
Arm  
Assembly

Description

- Standard with: No Button (None), Swivel Tilt Control with Pneumatic Height Adjustment (SW), Black Nylon Base (BLK BASE), Black Dual Wheel Carpet Casters (BCC), Armless and Unassembled (KD)
- Available with Contrasting Upholsteries
- Optional [Weight Activated Control](#) Rated for Users up to 325lbs; Swivel and Synchro Tilt Controls Rated for 275lbs
- Personalize and Upgrade Your Chair with [Button Details](#), [Control Options](#), [Caster Options](#), and Other Selections, [See Upfront Overview Section](#)

| List Price/Grade       | Yards   | COM/1 | 2    | 3    | 4    | 5    | 6    | 7    | 8    | 9    | 10   | L1   | L2   |
|------------------------|---------|-------|------|------|------|------|------|------|------|------|------|------|------|
| Single Upholstery      | 2.00 \$ | 1196  | 1294 | 1376 | 1456 | 1578 | 1702 | 1880 | 2062 | 2278 | 2524 | 1816 | 2080 |
| Contrasting Upholstery |         |       |      |      |      |      |      |      |      |      |      |      |      |
| Primary                | 1.00 \$ | 1207  | 1256 | 1297 | 1337 | 1398 | 1460 | 1549 | 1640 | 1748 | 1871 | 1517 | 1649 |
| Accent                 | 1.25 \$ | 0     | 61   | 113  | 163  | 239  | 316  | 428  | 541  | 676  | 830  | 388  | 553  |

|                            |     |    |    |          |     |    |           |           |    |      |
|----------------------------|-----|----|----|----------|-----|----|-----------|-----------|----|------|
| MID BACK TASK/SWIVEL CHAIR | 101 | 26 | 26 | 37 - 43½ | 20½ | 19 | 16¼ - 22¾ | 25¾ - 29¾ | 55 | 12.9 |
|----------------------------|-----|----|----|----------|-----|----|-----------|-----------|----|------|



Must Specify (in this order)

Model #  
Primary Upholstery  
Accent Upholstery  
Button Detail  
Button Upholstery  
Control  
Base  
Caster  
Arm  
Assembly

Description

- Standard with: No Button (None), Swivel Tilt Control with Pneumatic Height Adjustment (SW), Black Nylon Base (BLK BASE), Black Dual Wheel Carpet Casters (BCC), Armless and Unassembled (KD)
- Available with Contrasting Upholsteries
- Optional [Weight Activated Control](#) Rated for Users up to 325lbs; Swivel and Synchro Tilt Controls Rated for 275lbs
- Personalize and Upgrade Your Chair with [Button Details](#), [Control Options](#), [Caster Options](#), and Other Selections, [See Upfront Overview Section](#)

| List Price/Grade       | Yards   | COM/1 | 2    | 3    | 4    | 5    | 6    | 7    | 8    | 9    | 10   | L1   | L2   |
|------------------------|---------|-------|------|------|------|------|------|------|------|------|------|------|------|
| Single Upholstery      | 1.75 \$ | 1170  | 1256 | 1328 | 1398 | 1504 | 1613 | 1769 | 1928 | 2117 | 2332 | 1713 | 1944 |
| Contrasting Upholstery |         |       |      |      |      |      |      |      |      |      |      |      |      |
| Primary                | 1.00 \$ | 1192  | 1241 | 1282 | 1322 | 1383 | 1445 | 1534 | 1625 | 1733 | 1856 | 1502 | 1634 |
| Accent                 | 1.25 \$ | 0     | 61   | 113  | 163  | 239  | 316  | 428  | 541  | 676  | 830  | 388  | 553  |

For ordering options, [see overview at the beginning of this section.](#)



With its combination of stylish design and distinctive upholstery, Runna Pouffes express luxury and elegance while being the perfect option for impromptu meetings, additional seating, or the fun component that completes a space. Available in Small and Large Sizes.

**CONSTRUCTION**

- Internal wood components and frame are manufactured using Baltic Birch plywood; frames are individually hand assembled, and all joints are mortised and tenoned, and glued for maximum strength and durability
- High Grade Polyurethane Foam, 1½" thick
- The small pouffe will have a black zipper to assist in creating a snug upholstery fit; this is not necessary on the large pouffe
- Includes non-marring, nylon adjustable glides
- Ships fully assembled

**HOW TO ORDER EXAMPLE**

| Model No. | Description | Example                    |
|-----------|-------------|----------------------------|
| RU-4      | Upholstery  | CF Stinson Artisan Seaport |

**UPHOLSTERY OPTIONS**

Available in single upholstery. Select from a wide variety of graded-in or contract options, including fabric, vinyl, and leather.

We recommend avoiding the use of obvious directional patterns due to Runna's multiple seams and panels.

Indiana Furniture will make every attempt to have the upholstery pattern going the same direction while making the best use of the yardage supplied.

**CERTIFICATIONS & COMPLIANCE**

- CAL 117-2013 Compliance
- Intertek Sustainability Certified
- BIFMA level® Certified
- BIFMA Compliant® Certified
- TSCA Title VI (CARB) Compliance
- US Green Building's LEED® Contribution

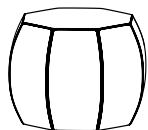
**STATEMENT OF LINE**


Small Pouffe  
RU-3  
[\(See Details\)](#)



Large Pouffe  
RU-4  
[\(See Details\)](#)

| Item         | Model No. | Seat Width       | Seat Depth       | Seat Height | Ship Wt | Cubic Ft |
|--------------|-----------|------------------|------------------|-------------|---------|----------|
| SMALL POUFFE | RU-3      | 21 $\frac{1}{8}$ | 21 $\frac{1}{8}$ | 17          | 19      | 24.0     |

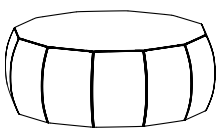


| List Price/Grade  | Yards | COM/1   | 2    | 3    | 4    | 5    | 6    | 7    | 8    | 9    | 10   | L1   | L2   |
|-------------------|-------|---------|------|------|------|------|------|------|------|------|------|------|------|
| Single Upholstery | 1.75  | \$ 1368 | 1454 | 1526 | 1596 | 1702 | 1811 | 1967 | 2126 | 2315 | 2530 | 1911 | 2142 |

Must Specify (in this order):

Model #  
Upholstery

|              |      |                  |                  |    |    |      |
|--------------|------|------------------|------------------|----|----|------|
| LARGE POUFFE | RU-4 | 49 $\frac{1}{4}$ | 49 $\frac{1}{4}$ | 17 | 51 | 61.9 |
|--------------|------|------------------|------------------|----|----|------|



| List Price/Grade  | Yards | COM/1   | 2    | 3    | 4    | 5    | 6    | 7    | 8    | 9    | 10   | L1   | L2   |
|-------------------|-------|---------|------|------|------|------|------|------|------|------|------|------|------|
| Single Upholstery | 3.75  | \$ 2866 | 3050 | 3204 | 3354 | 3582 | 3815 | 4149 | 4490 | 4895 | 5356 | 4029 | 4524 |

Must Specify (in this order):

Model #  
Upholstery

For ordering options, [see overview at the beginning of this section.](#)

In partnership with Edge Design, a UK-based company, we welcome Spirit.

Spirit has a refined and inviting form and capitalizes on versatility and comfort. Offered with an outer upholstered or wood shell, adding elegance to the simplicity. Find your perfect fit with Options ranging from Spirit Lite to Spirit High Back Lounge, all offering multiple base options to suit your functional need and design style. Add a coordinating Spirit table to complete your look.

### CONSTRUCTION

- Internal wood components are molded plywood
- Frames are individually hand assembled
- High Grade Polyurethane Foam, 2" thick in the seat and back
- Non-marring nylon glides included in each leg at floor level
- Tables have 1" TFL or 1/8" HPL surface thickness with 1 mm PVC edge band and Square edge profile
- Black or Aluminum Powder Coat and Chrome wireframes
- Ships fully assembled

### HOW TO ORDER EXAMPLE

#### Seating

| Model No. | Description | Example                       |
|-----------|-------------|-------------------------------|
| STL2C     | Upholstery  | Momentum Cover Cloth Graphite |
|           | Base        | SS5SA                         |
|           | Caster      | CHRC                          |

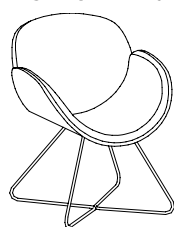
#### Tables

| Model No. | Description | Example |
|-----------|-------------|---------|
| ST11C     | Finish      | WTA     |
|           | Base        | STWFA   |

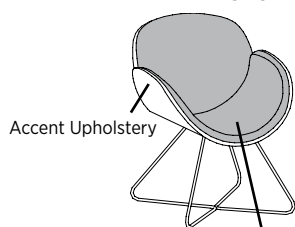
### UPHOLSTERY OPTIONS

Available in single or contrasting upholsteries in a wide variety of graded-in or contract options, including fabric, vinyl, and leather.

#### Single Upholstery

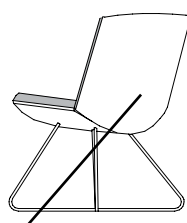




#### Contrasting Upholstery



Accent Upholstery

Primary Upholstery



Accent Upholstery

### SPIRIT AND SPIRIT LITE BASE OPTIONS

Base options for Spirit Lite and the Non-Wood Shell Spirit Chair.



Spirit Lite Chair  
**STL2C**  
Shown with Wire Base



Spirit Lite Chair with Headrest  
**STL2C-HR**  
Shown with Wire Base



Spirit Chair (Non-Wood Shell)  
**ST2C**  
Shown with Wire Base

#### Wireframe Bases

|       |                          |        |
|-------|--------------------------|--------|
| SSWFA | Wireframe Base, Aluminum | \$ N/C |
| SSWFB | Wireframe Base, Black    | \$ N/C |
| SSWFC | Wireframe Base, Chrome   | \$ 94  |

#### 4-Star Swivel Bases

|       |   |        |
|-------|---|--------|
| SS4SA | 4-Star Polished Alum. Swivel Base with Glides | \$ 359 |
| SSBO  | 4-Star Wood Swivel Base, Blonde Oak           | \$ 793 |
| SSSPW | 4-Star Wood Swivel Base, Spiced Walnut        | \$ 793 |

#### Rocker Base

|       |   |       |
|-------|---|-------|
| SSRBB | Rocker Base with Black Frame and Wood Runners; <a href="#">See Finishes and Specify</a> | \$ 27 |
|-------|---|-------|

#### 5-Star Swivel Bases

Must specify both base and glide/caster code

|                                  |   |  |
|----------------------------------|---|--|
| SS5SA                            | 5-Star Polished Aluminum Swivel Base with Pneumatic Height Adjustment |  |
| <b>Options: Must Specify One</b> |   |  |

|       |   |        |
|-------|---|--------|
| GLIDE | Glides                                  | \$ 131 |
| BCC   | Black Dual Wheel Carpet Caster          | \$ 152 |
| BHC   | Black Soft Caster for Hard Surfaces     | \$ 152 |
| CASTC | Chrome Caster                           | \$ 214 |
| CHRC  | Chrome Rimmed Casters with Roll Control | \$ 522 |

|  |   |  |
|--|---|--|
| SS5SARA                                  | 5-Star Polished Aluminum Swivel Base with Pneumatic Height Adjustment and Auto-Return |  |
| <b>Options: Must Specify Glide Below</b> |   |  |

|       |        |        |
|-------|--------|--------|
| GLIDE | Glides | \$ 213 |
|-------|--------|--------|

### SPIRIT CHAIR WITH WOOD SHELL BASE OPTIONS

Base options for Spirit Chair with Wood Shell



Spirit Chair with Wood Shell  
**ST5C**  
Shown with Wire Base

#### Wireframe Bases

|       |                          |    |     |
|-------|--------------------------|----|-----|
| SSWFA | Wireframe Base, Aluminum | \$ | N/C |
| SSWFB | Wireframe Base, Black    | \$ | N/C |
| SSWFC | Wireframe Base, Chrome   | \$ | 94  |

#### 4-Star Swivel Bases

|       |   |    |     |
|-------|---|----|-----|
| SS4SA | 4-Star Polished Alum. Swivel Base with Glides | \$ | 359 |
|-------|---|----|-----|

#### 5-Star Swivel Bases

Must specify both base and glide/caster code

|                                  |   |    |     |
|----------------------------------|---|----|-----|
| SS5SA                            | 5-Star Polished Aluminum Swivel Base with Pneumatic Height Adjustment |    |     |
| <b>Options: Must Specify One</b> |   |    |     |
| GLIDE                            | Glides  | \$ | 131 |
| BCC                              | Black Dual Wheel Carpet Caster  | \$ | 152 |
| BHC                              | Black Soft Caster for Hard Surfaces                                   | \$ | 152 |
| CASTC                            | Chrome Caster   | \$ | 214 |
| CHRC                             | Chrome Rimmed Casters with Roll Control                               | \$ | 522 |

|  |  |  |  |
|--|--|--|--|
| SS5SARA                                  | 5-Star Polished Aluminum Swivel Base with Pneumatic Height Adjustment and Auto-Return; Must Specify Glides |  |  |
| <b>Options: Must Specify Glide Below</b> |  |  |  |

|       |        |    |     |
|-------|--------|----|-----|
| GLIDE | Glides | \$ | 131 |
|-------|--------|----|-----|

### SPIRIT LOUNGE BASE OPTIONS

Base options for Spirit Lounge



Spirit Lounge  
**SL23P**  
Shown with Wire Base



Spirit Lounge High Back  
**SL24P**  
Shown with Wire Base

#### Wireframe Bases

|       |                          |    |     |
|-------|--------------------------|----|-----|
| SLWFA | Wireframe Base, Aluminum | \$ | N/C |
| SLWFB | Wireframe Base, Black    | \$ | N/C |
| SLWFC | Wireframe Base, Chrome   | \$ | 166 |

#### 4-Star Swivel Bases

|       |   |    |     |
|-------|---|----|-----|
| SL4SA | 4-Star Polished Alum. Swivel Base with Glides | \$ | 474 |
| SLBO  | 4-Star Wood Swivel Base, Blonde Oak           | \$ | 847 |
| SLSPW | 4-Star Wood Swivel Base, Spiced Walnut        | \$ | 847 |

### WOOD FINISHES

Indiana Furniture uses a multi-step, hand finishing process on all exposed wood frames.

Chairs feature a catalyzed varnish finish which offers durability, lasting beauty, and resistance to normal wear.

|     |                     |     |                     |
|-----|---------------------|-----|---------------------|
| AW  | Artisan Walnut      | MW  | Mahogany Walnut     |
| AS  | Asian Night         | MO  | Medium Oak*         |
| BW  | Beigewood*          | ORW | Oak Riftwood*       |
| BL  | Black               | PNW | Pinnacle Walnut     |
| CO  | Columbian Walnut    | SCH | Select Cherry       |
| DC  | Dark Cherry         | SKC | Shaker Cherry       |
| DFW | Dark Forest Walnut* | SBP | Smoky Brown Pear*   |
| WH  | Designer White      | TK  | Studio Teak         |
| EF  | Espresso            | SM  | Sugar Maple         |
| FO  | Fawn Oak*           | SW  | Sunglow Walnut      |
| GC  | Golden Cherry       | TT  | Tavern Teak*        |
| HVM | Harvest Maple*      | WTA | Weathered Ash*      |
| HW  | Harvest Walnut      | WC  | Williamsburg Cherry |
| LW  | Legacy Walnut       |     |                     |

\*Finish is Low Sheen

### TFL (T) AND HPL (P) LAMINATE TABLE OPTIONS

#### WOODGRAIN

|     |                  |     |                     |
|-----|------------------|-----|---------------------|
| AS  | Asian Night      | PNW | Pinnacle Walnut     |
| BW  | Beigewood        | SCH | Select Cherry       |
| CO  | Columbian Walnut | SKC | Shaker Cherry       |
| EF  | Espresso         | SBP | Smoky Brown Pear    |
| GC  | Golden Cherry    | TK  | Studio Teak         |
| HVM | Harvest Maple    | SM  | Sugar Maple         |
| MW  | Mahogany Walnut  | WTA | Weathered Ash       |
| ORW | Oak Riftwood     | WC  | Williamsburg Cherry |

#### SOLID

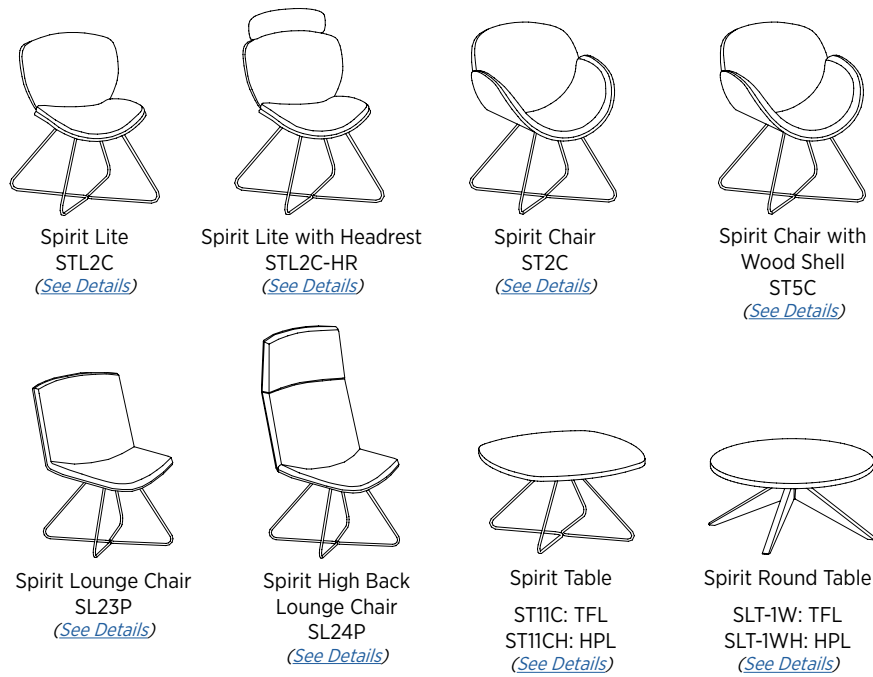
|     |                |     |            |
|-----|----------------|-----|------------|
| BL  | Black          | PPD | Pepperdust |
| WH  | Designer White | SG  | Slate Grey |
| FHG | Fashion Grey   | WHS | White Sand |

### CERTIFICATIONS & COMPLIANCE

- CAL 117-2013 Compliance
- Intertek Sustainability Certified
- BIFMA level® Certified
- BIFMA Compliant® Certified
- TSCA Title VI (CARB) Compliance
- US Green Building's LEED® Contribution




**Seating + Tables**



**Base Options**




- 5-star Aluminum Base  
Features:
- Pneumatic Height Adjustment
  - Optional Auto-Return; Must Specify Glides with Auto-Return Option



Enhance your space with new Cush Pillows. Available in multiple shapes and sizes, and with or without piping.  
[Visit our website for more details.](#)

| Item              | Model No. | Chair Width | Chair Depth | Chair Height | Seat Width | Seat Depth | Seat Height | Arm Height | Ship Wt | Cubic Ft |
|-------------------|-----------|-------------|-------------|--------------|------------|------------|-------------|------------|---------|----------|
| SPIRIT LITE CHAIR | STL2C     | 22½         | 27          | 32           | 22         | 19½        | 17½         | -          | 32      | 24.0     |



### Description


- Standard with: Wireframe Base; Must Specify Color
- Available with Contrasting Upholsteries
- Optional Bases ([See Base Options](#)): Rocker, 4-Star Wood Swivel, 4-Star Polished Aluminum Swivel, or 5-Star Polished Aluminum Swivel

| List Price/Grade       | Yards | COM/1   | 2    | 3    | 4    | 5    | 6    | 7    | 8    | 9    | 10   | L1   | L2   |
|------------------------|-------|---------|------|------|------|------|------|------|------|------|------|------|------|
| Single Upholstery      | 2.50  | \$ 1250 | 1373 | 1475 | 1575 | 1728 | 1883 | 2105 | 2333 | 2603 | 2910 | 2025 | 2355 |
| Contrasting Upholstery |       |         |      |      |      |      |      |      |      |      |      |      |      |
| Primary                | 1.00  | \$ 1250 | 1299 | 1340 | 1380 | 1441 | 1503 | 1592 | 1683 | 1791 | 1914 | 1560 | 1692 |
| Accent                 | 1.50  | \$ 0    | 74   | 135  | 195  | 287  | 380  | 513  | 650  | 812  | 996  | 465  | 663  |

Must Specify (in this order):

Model #  
Primary Upholstery  
Accent Upholstery  
Base  
Caster/Glide (for 5-Star Polished Aluminum Swivel Base Only)

|                                 |          |     |    |     |    |     |     |   |    |      |
|---------------------------------|----------|-----|----|-----|----|-----|-----|---|----|------|
| SPIRIT LITE CHAIR WITH HEADREST | STL2C-HR | 22½ | 27 | 39½ | 22 | 19½ | 17½ | - | 34 | 24.8 |
|---------------------------------|----------|-----|----|-----|----|-----|-----|---|----|------|



### Description


- Standard with: Headrest and Wireframe Base; Must Specify Color
- Available with Contrasting Upholsteries
- Optional Bases ([See Base Options](#)): Rocker, 4-Star Wood Swivel, 4-Star Polished Aluminum Swivel, or 5-Star Polished Aluminum Swivel

| List Price/Grade       | Yards | COM/1   | 2    | 3    | 4    | 5    | 6    | 7    | 8    | 9    | 10   | L1   | L2   |
|------------------------|-------|---------|------|------|------|------|------|------|------|------|------|------|------|
| Single Upholstery      | 3.00  | \$ 1480 | 1627 | 1750 | 1870 | 2053 | 2239 | 2506 | 2779 | 3103 | 3472 | 2410 | 2806 |
| Contrasting Upholstery |       |         |      |      |      |      |      |      |      |      |      |      |      |
| Primary                | 1.50  | \$ 1480 | 1554 | 1615 | 1675 | 1767 | 1860 | 1993 | 2130 | 2292 | 2476 | 1945 | 2143 |
| Accent                 | 1.50  | \$ 0    | 74   | 135  | 195  | 287  | 380  | 513  | 650  | 812  | 996  | 465  | 663  |

Must Specify (in this order):

Model #  
Primary Upholstery  
Accent Upholstery  
Base  
Caster/Glide (for 5-Star Polished Aluminum Swivel Base Only)

|              |      |     |    |     |    |     |    |    |    |      |
|--------------|------|-----|----|-----|----|-----|----|----|----|------|
| SPIRIT CHAIR | ST2C | 25½ | 27 | 33½ | 20 | 19½ | 18 | 28 | 38 | 24.0 |
|--------------|------|-----|----|-----|----|-----|----|----|----|------|



### Description

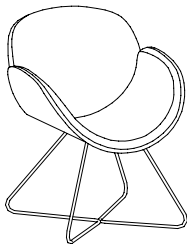
- Standard with: Wireframe Base; Must Specify Color
- Available with Contrasting Upholsteries
- Optional Bases ([See Base Options](#)): Rocker, 4-Star Wood Swivel, 4-Star Polished Aluminum Swivel, or 5-Star Polished Aluminum Swivel

| List Price/Grade       | Yards | COM/1   | 2    | 3    | 4    | 5    | 6    | 7    | 8    | 9    | 10   | L1   | L2   |
|------------------------|-------|---------|------|------|------|------|------|------|------|------|------|------|------|
| Single Upholstery      | 3.25  | \$ 1754 | 1913 | 2047 | 2177 | 2375 | 2576 | 2866 | 3161 | 3512 | 3912 | 2762 | 3191 |
| Contrasting Upholstery |       |         |      |      |      |      |      |      |      |      |      |      |      |
| Primary                | 1.75  | \$ 1754 | 1840 | 1912 | 1982 | 2088 | 2197 | 2353 | 2512 | 2701 | 2916 | 2297 | 2528 |
| Accent                 | 1.50  | \$ 0    | 74   | 135  | 195  | 287  | 380  | 513  | 650  | 812  | 996  | 465  | 663  |

Must Specify (in this order):

Model #  
Primary Upholstery  
Accent Upholstery  
Base  
Caster/Glide (for 5-Star Polished Aluminum Swivel Base Only)


| Item                         | Model No. | Chair Width | Chair Depth | Chair Height | Seat Width | Seat Depth | Seat Height | Arm Height | Ship Wt | Cubic Ft |
|------------------------------|-----------|-------------|-------------|--------------|------------|------------|-------------|------------|---------|----------|
| SPIRIT CHAIR WITH WOOD SHELL | ST5C      | 22½         | 27          | 33½          | 20         | 19         | 17½         | 27½        | 32      | 24.0     |



Must Specify (in this order):  
Model #  
Primary Upholstery  
Accent Upholstery  
Base  
Caster/Glide (for 5-Star Polished Aluminum Swivel Base Only)

|   |              |              |          |          |          |          |          |          |          |          |           |           |           |
|---|--------------|--------------|----------|----------|----------|----------|----------|----------|----------|----------|-----------|-----------|-----------|
| <b>Description</b>  |              |              |          |          |          |          |          |          |          |          |           |           |           |
| • Standard with: Clear Walnut Wood Shell and Wireframe Base; Must Specify Color   |              |              |          |          |          |          |          |          |          |          |           |           |           |
| • Optional Bases ( <a href="#">See Base Options</a> ): 4-Star Polished Aluminum Swivel or 5-Star Polished Aluminum Swivel |              |              |          |          |          |          |          |          |          |          |           |           |           |
| <b>List Price/Grade</b>   | <b>Yards</b> | <b>COM/1</b> | <b>2</b> | <b>3</b> | <b>4</b> | <b>5</b> | <b>6</b> | <b>7</b> | <b>8</b> | <b>9</b> | <b>10</b> | <b>L1</b> | <b>L2</b> |
| Single Upholstery   | 1.50         | \$ 2517      | 2591     | 2652     | 2712     | 2804     | 2897     | 3030     | 3167     | 3329     | 3513      | 2982      | 3180      |


|                     |       |     |    |     |    |    |    |   |    |      |
|---------------------|-------|-----|----|-----|----|----|----|---|----|------|
| SPIRIT LOUNGE CHAIR | SL23P | 24½ | 29 | 34½ | 24 | 20 | 18 | - | 40 | 24.0 |
|---------------------|-------|-----|----|-----|----|----|----|---|----|------|



Must Specify (in this order):  
Model #  
Primary Upholstery  
Accent Upholstery  
Base  
Caster/Glide (for 5-Star Polished Aluminum Swivel Base Only)

|   |              |              |          |          |          |          |          |          |          |          |           |           |           |
|---|--------------|--------------|----------|----------|----------|----------|----------|----------|----------|----------|-----------|-----------|-----------|
| <b>Description</b>  |              |              |          |          |          |          |          |          |          |          |           |           |           |
| • Standard with: Wireframe Base; Must Specify Color   |              |              |          |          |          |          |          |          |          |          |           |           |           |
| • Available with Contrasting Upholsteries   |              |              |          |          |          |          |          |          |          |          |           |           |           |
| • Optional Bases ( <a href="#">See Base Options</a> ): 4-Star Polished Aluminum and 4-Star Wood Base (Select Blonde Oak or Spiced Walnut) |              |              |          |          |          |          |          |          |          |          |           |           |           |
| <b>List Price/Grade</b>   | <b>Yards</b> | <b>COM/1</b> | <b>2</b> | <b>3</b> | <b>4</b> | <b>5</b> | <b>6</b> | <b>7</b> | <b>8</b> | <b>9</b> | <b>10</b> | <b>L1</b> | <b>L2</b> |
| Single Upholstery   | 3.00         | \$ 1373      | 1520     | 1643     | 1763     | 1946     | 2132     | 2399     | 2672     | 2996     | 3365      | 2303      | 2699      |
| Contrasting Upholstery  |              |              |          |          |          |          |          |          |          |          |           |           |           |
| Primary   | 1.50         | \$ 1373      | 1447     | 1508     | 1568     | 1660     | 1753     | 1886     | 2023     | 2185     | 2369      | 1838      | 2036      |
| Accent  | 1.50         | \$ 0         | 74       | 135      | 195      | 287      | 380      | 513      | 650      | 812      | 996       | 465       | 663       |

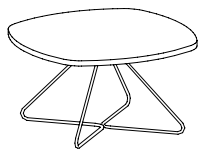
|                               |       |     |    |     |    |    |    |   |    |      |
|-------------------------------|-------|-----|----|-----|----|----|----|---|----|------|
| SPIRIT HIGH BACK LOUNGE CHAIR | SL24P | 24½ | 29 | 47½ | 24 | 20 | 18 | - | 44 | 24.8 |
|-------------------------------|-------|-----|----|-----|----|----|----|---|----|------|



Must Specify (in this order):  
Model #  
Primary Upholstery  
Accent Upholstery  
Base  
Caster/Glide (for 5-Star Polished Aluminum Swivel Base Only)

|   |              |              |          |          |          |          |          |          |          |          |           |           |           |
|---|--------------|--------------|----------|----------|----------|----------|----------|----------|----------|----------|-----------|-----------|-----------|
| <b>Description</b>  |              |              |          |          |          |          |          |          |          |          |           |           |           |
| • Standard with: Wireframe Base; Must Specify Color   |              |              |          |          |          |          |          |          |          |          |           |           |           |
| • Available with Contrasting Upholsteries   |              |              |          |          |          |          |          |          |          |          |           |           |           |
| • Optional Bases ( <a href="#">See Base Options</a> ): 4-Star Polished Aluminum and 4-Star Wood Base (Select Blonde Oak or Spiced Walnut) |              |              |          |          |          |          |          |          |          |          |           |           |           |
| <b>List Price/Grade</b>   | <b>Yards</b> | <b>COM/1</b> | <b>2</b> | <b>3</b> | <b>4</b> | <b>5</b> | <b>6</b> | <b>7</b> | <b>8</b> | <b>9</b> | <b>10</b> | <b>L1</b> | <b>L2</b> |
| Single Upholstery   | 4.00         | \$ 1821      | 2017     | 2181     | 2341     | 2585     | 2833     | 3189     | 3553     | 3985     | 4477      | 3061      | 3589      |
| Contrasting Upholstery  |              |              |          |          |          |          |          |          |          |          |           |           |           |
| Primary   | 2.00         | \$ 1821      | 1919     | 2001     | 2081     | 2203     | 2327     | 2505     | 2687     | 2903     | 3149      | 2441      | 2705      |
| Accent  | 2.00         | \$ 0         | 98       | 180      | 260      | 382      | 506      | 684      | 866      | 1082     | 1328      | 620       | 884       |

| Item                | Model No. |     | Width | Depth | Height | Ship Wt | Cubic Ft | List Price |
|---------------------|-----------|-----|-------|-------|--------|---------|----------|------------|
| SPIRIT SQUARE TABLE | ST11C     | TFL | 27    | 27    | 17     | 31      | 11.4     | T\$ 797    |
|                     | ST11CH    | HPL | 27    | 27    | 17     | 31      | 11.4     | P\$ 962    |



Must Specify (in this order):

Model #  
Top Color  
Base Color

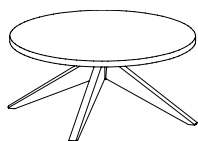
### Description

- Standard with: 1" TFL Top or 1½" HPL Top and Wireframe Base; Must Specify Color
- Features Square Edge Profile

### Wireframe Base Options: Specify & Add

|       |                     |       |
|-------|---------------------|-------|
| STWFA | Wireframe, Aluminum | N/C   |
| STWFB | Wireframe, Black    | N/C   |
| STWFC | Wireframe, Chrome   | \$ 55 |

|                    |         |     |     |     |     |    |      |          |
|--------------------|---------|-----|-----|-----|-----|----|------|----------|
| SPIRIT ROUND TABLE | SLT-1W  | TFL | 31½ | 31½ | 14½ | 31 | 11.4 | T\$ 1405 |
|                    | SLT-1WH | HPL | 31½ | 31½ | 14½ | 31 | 11.4 | P\$ 1557 |



Must Specify (in this order):

Model #  
Top Color  
Base Color

### Description

- Standard with: 1" TFL Top or 1½" HPL Top and 4-Star Swivel Wood Base (Select Blonde Oak or Spiced Walnut)
- Features Square Edge Profile

For ordering options, [see overview at the beginning of this section.](#)

Trift is an all-inclusive guest collection with abundant options for multiple applications. Carefully contoured frame and enhanced seat design provide hours of seated comfort. Five back options in wood and upholstery, and arm and armless models appeal to a broad base of needs. Specify for conferencing, reception, dining, healthcare, and companion seating. Trift accommodates all work areas with ease in one versatile collection.

CONSTRUCTION

- Exposed wood components and chair frame are manufactured using European Beech and are free of spirits, discoloration, pits, shakes, and wormholes
- All chair joints are double-doweled or mortised and tenoned, screwed, and glued for maximum strength and durability
- All seats feature corner blocking
- Frames are individually hand assembled and sanded prior to being finished
- Non-marring nylon glides included in each leg at floor level
- High Grade Polyurethane Foam, 1½" thick in the seat and 1" thick in the back
- Textiles are sewn with double stitch seams
- High quality resilient sheet webbing ensures a comfortable seating application
- Ships fully assembled

HOW TO ORDER EXAMPLE

| Model No. | Description | Example                   |
|-----------|-------------|---------------------------|
| 980       | Finish      | AW                        |
|           | Upholstery  | CF Stinson Artisan Fossil |
|           | Glides      | STD                       |

WOOD FINISHES

Indiana Furniture uses a multi-step, hand finishing process on all exposed wood frames.

Chairs feature a catalyzed varnish finish which offers durability, lasting beauty, and resistance to normal wear.

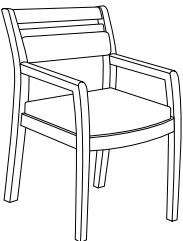
|     |                     |     |                     |
|-----|---------------------|-----|---------------------|
| AW  | Artisan Walnut      | MW  | Mahogany Walnut     |
| AS  | Asian Night         | MO  | Medium Oak*         |
| BW  | Beigewood*          | ORW | Oak Riftwood*       |
| BL  | Black               | PNW | Pinnacle Walnut     |
| CO  | Columbian Walnut    | SCH | Select Cherry       |
| DC  | Dark Cherry         | SKC | Shaker Cherry       |
| DFW | Dark Forest Walnut* | SBP | Smoky Brown Pear*   |
| WH  | Designer White      | TK  | Studio Teak         |
| EF  | Espresso            | SM  | Sugar Maple         |
| FO  | Fawn Oak*           | SW  | Sunglow Walnut      |
| GC  | Golden Cherry       | TT  | Tavern Teak*        |
| HVM | Harvest Maple*      | WTA | Weathered Ash*      |
| HW  | Harvest Walnut      | WC  | Williamsburg Cherry |
| LW  | Legacy Walnut       |     |                     |

\* Finish is Low Sheen

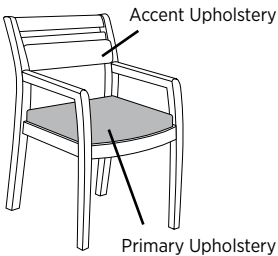
UPHOLSTERY OPTIONS

Available in single or contrasting upholsteries in a wide variety of graded-in or contract options, including fabric, vinyl, and leather.

Single Upholstery



Contrasting Upholstery

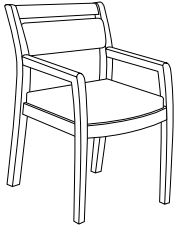


GLIDE OPTIONS

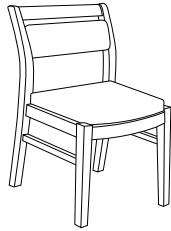
|      |              |        |
|------|--------------|--------|
| STD  | Nylon Glides | Std    |
| FELT | Felt Glides  | \$ N/C |

CERTIFICATIONS & COMPLIANCE

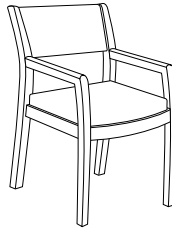
- CAL 117-2013 Compliance
- Intertek Sustainability Certified
- BIFMA level® Certified
- BIFMA Compliant® Certified
- TSCA Title VI (CARB) Compliance
- US Green Building's LEED® Contribution




Guest with  
Upholstered Section  
980  
[\(See Details\)](#)



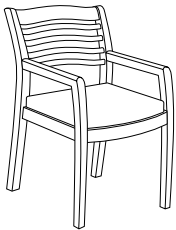
Armless with  
Upholstered Section  
990  
[\(See Details\)](#)



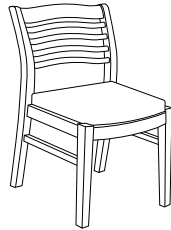
Guest with  
½ Wood Back  
985  
[\(See Details\)](#)



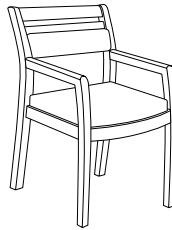
Armless with  
½ Wood Back  
995  
[\(See Details\)](#)




Guest with  
Slat Back  
986  
[\(See Details\)](#)



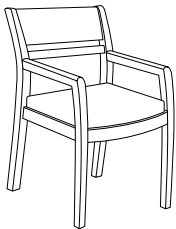
Armless with  
Slat Back  
996  
[\(See Details\)](#)



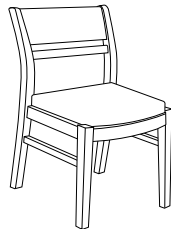
Guest with Wood/  
Upholstery Accent  
988  
[\(See Details\)](#)




Armless with Wood/  
Upholstery Accent  
998  
[\(See Details\)](#)



Guest with Wood  
Back Accent  
989  
[\(See Details\)](#)



Armless with Wood  
Back Accent  
999  
[\(See Details\)](#)

| Item  | Model No.                                 | Chair Width | Chair Depth | Chair Height | Seat Width | Seat Depth | Seat Height | Arm Height | Ship Wt | Cubic Ft |      |      |      |      |
|---|---|-------------|-------------|--------------|------------|------------|-------------|------------|---------|----------|------|------|------|------|
| GUEST WITH UPHOLSTERED BACK SECTION   | 980                                       | 21½         | 23½         | 32¼          | 18½        | 19         | 17½         | 25         | 23      | 16.9     |      |      |      |      |
|  | Description                               |             |             |              |            |            |             |            |         |          |      |      |      |      |
|   | • Standard with: Nylon Glides             |             |             |              |            |            |             |            |         |          |      |      |      |      |
|   | • Available with Contrasting Upholsteries |             |             |              |            |            |             |            |         |          |      |      |      |      |
|   | List Price/Grade                          | Yards       | COM/1       | 2            | 3          | 4          | 5           | 6          | 7       | 8        | 9    | 10   | L1   | L2   |
|   | Single Upholstery                         | 1.00        | \$ 1178     | 1227         | 1268       | 1308       | 1369        | 1431       | 1520    | 1611     | 1719 | 1842 | 1488 | 1620 |
|   | Contrasting Upholstery                    |             |             |              |            |            |             |            |         |          |      |      |      |      |
|   | Primary                                   | 1.00        | \$ 1222     | 1271         | 1312       | 1352       | 1413        | 1475       | 1564    | 1655     | 1763 | 1886 | 1532 | 1664 |
|   | Accent                                    | 1.00        | \$ 0        | 49           | 90         | 130        | 191         | 253        | 342     | 433      | 541  | 664  | 310  | 442  |
|   |   |             |             |              |            |            |             |            |         |          |      |      |      |      |
|   |   |             |             |              |            |            |             |            |         |          |      |      |      |      |
|   |   |             |             |              |            |            |             |            |         |          |      |      |      |      |
|   |   |             |             |              |            |            |             |            |         |          |      |      |      |      |
|   |   |             |             |              |            |            |             |            |         |          |      |      |      |      |
|   |   |             |             |              |            |            |             |            |         |          |      |      |      |      |
|   |   |             |             |              |            |            |             |            |         |          |      |      |      |      |
|   |   |             |             |              |            |            |             |            |         |          |      |      |      |      |
|   |   |             |             |              |            |            |             |            |         |          |      |      |      |      |
|   |   |             |             |              |            |            |             |            |         |          |      |      |      |      |
|   |   |             |             |              |            |            |             |            |         |          |      |      |      |      |
|   |   |             |             |              |            |            |             |            |         |          |      |      |      |      |
|   |   |             |             |              |            |            |             |            |         |          |      |      |      |      |
|   |   |             |             |              |            |            |             |            |         |          |      |      |      |      |
|   |   |             |             |              |            |            |             |            |         |          |      |      |      |      |
|   |   |             |             |              |            |            |             |            |         |          |      |      |      |      |
|   |   |             |             |              |            |            |             |            |         |          |      |      |      |      |
|   |   |             |             |              |            |            |             |            |         |          |      |      |      |      |
|   |   |             |             |              |            |            |             |            |         |          |      |      |      |      |
|   |   |             |             |              |            |            |             |            |         |          |      |      |      |      |
|   |   |             |             |              |            |            |             |            |         |          |      |      |      |      |
|   |   |             |             |              |            |            |             |            |         |          |      |      |      |      |
|   |   |             |             |              |            |            |             |            |         |          |      |      |      |      |
|   |   |             |             |              |            |            |             |            |         |          |      |      |      |      |
|   |   |             |             |              |            |            |             |            |         |          |      |      |      |      |
|   |   |             |             |              |            |            |             |            |         |          |      |      |      |      |
|   |   |             |             |              |            |            |             |            |         |          |      |      |      |      |
|   |   |             |             |              |            |            |             |            |         |          |      |      |      |      |
|   |   |             |             |              |            |            |             |            |         |          |      |      |      |      |
|   |   |             |             |              |            |            |             |            |         |          |      |      |      |      |
|   |   |             |             |              |            |            |             |            |         |          |      |      |      |      |
|   |   |             |             |              |            |            |             |            |         |          |      |      |      |      |
|   |   |             |             |              |            |            |             |            |         |          |      |      |      |      |
|   |   |             |             |              |            |            |             |            |         |          |      |      |      |      |
|   |   |             |             |              |            |            |             |            |         |          |      |      |      |      |
|   |   |             |             |              |            |            |             |            |         |          |      |      |      |      |
|   |   |             |             |              |            |            |             |            |         |          |      |      |      |      |
|   |   |             |             |              |            |            |             |            |         |          |      |      |      |      |
|   |   |             |             |              |            |            |             |            |         |          |      |      |      |      |
|   |   |             |             |              |            |            |             |            |         |          |      |      |      |      |
|   |   |             |             |              |            |            |             |            |         |          |      |      |      |      |
|   |   |             |             |              |            |            |             |            |         |          |      |      |      |      |
|   |   |             |             |              |            |            |             |            |         |          |      |      |      |      |
|   |   |             |             |              |            |            |             |            |         |          |      |      |      |      |
|   |   |             |             |              |            |            |             |            |         |          |      |      |      |      |
|   |   |             |             |              |            |            |             |            |         |          |      |      |      |      |
|   |   |             |             |              |            |            |             |            |         |          |      |      |      |      |
|   |   |             |             |              |            |            |             |            |         |          |      |      |      |      |
|   |   |             |             |              |            |            |             |            |         |          |      |      |      |      |
|   |   |             |             |              |            |            |             |            |         |          |      |      |      |      |
|   |   |             |             |              |            |            |             |            |         |          |      |      |      |      |
|   |   |             |             |              |            |            |             |            |         |          |      |      |      |      |
|   |   |             |             |              |            |            |             |            |         |          |      |      |      |      |
|   |   |             |             |              |            |            |             |            |         |          |      |      |      |      |
|   |   |             |             |              |            |            |             |            |         |          |      |      |      |      |
|   |   |             |             |              |            |            |             |            |         |          |      |      |      |      |
|   |   |             |             |              |            |            |             |            |         |          |      |      |      |      |
|   |   |             |             |              |            |            |             |            |         |          |      |      |      |      |
|   |   |             |             |              |            |            |             |            |         |          |      |      |      |      |
|   |   |             |             |              |            |            |             |            |         |          |      |      |      |      |
|   |   |             |             |              |            |            |             |            |         |          |      |      |      |      |
|   |   |             |             |              |            |            |             |            |         |          |      |      |      |      |
|   |   |             |             |              |            |            |             |            |         |          |      |      |      |      |
|   |   |             |             |              |            |            |             |            |         |          |      |      |      |      |
|   |   |             |             |              |            |            |             |            |         |          |      |      |      |      |
|   |   |             |             |              |            |            |             |            |         |          |      |      |      |      |
|   |   |             |             |              |            |            |             |            |         |          |      |      |      |      |
|   |   |             |             |              |            |            |             |            |         |          |      |      |      |      |
|   |   |             |             |              |            |            |             |            |         |          |      |      |      |      |
|   |   |             |             |              |            |            |             |            |         |          |      |      |      |      |
|   |   |             |             |              |            |            |             |            |         |          |      |      |      |      |
|   |   |             |             |              |            |            |             |            |         |          |      |      |      |      |
|   |   |             |             |              |            |            |             |            |         |          |      |      |      |      |
|   |   |             |             |              |            |            |             |            |         |          |      |      |      |      |
|   |   |             |             |              |            |            |             |            |         |          |      |      |      |      |
|   |   |             |             |              |            |            |             |            |         |          |      |      |      |      |
|   |   |             |             |              |            |            |             |            |         |          |      |      |      |      |
|   |   |             |             |              |            |            |             |            |         |          |      |      |      |      |
|   |   |             |             |              |            |            |             |            |         |          |      |      |      |      |
|   |   |             |             |              |            |            |             |            |         |          |      |      |      |      |
|   |   |             |             |              |            |            |             |            |         |          |      |      |      |      |
|   |   |             |             |              |            |            |             |            |         |          |      |      |      |      |
|   |   |             |             |              |            |            |             |            |         |          |      |      |      |      |
|   |   |             |             |              |            |            |             |            |         |          |      |      |      |      |
|   |   |             |             |              |            |            |             |            |         |          |      |      |      |      |
|   |   |             |             |              |            |            |             |            |         |          |      |      |      |      |
|   |   |             |             |              |            |            |             |            |         |          |      |      |      |      |
|   |   |             |             |              |            |            |             |            |         |          |      |      |      |      |
|   |   |             |             |              |            |            |             |            |         |          |      |      |      |      |
|   |   |             |             |              |            |            |             |            |         |          |      |      |      |      |
|   |   |             |             |              |            |            |             |            |         |          |      |      |      |      |
|   |   |             |             |              |            |            |             |            |         |          |      |      |      |      |
|   |   |             |             |              |            |            |             |            |         |          |      |      |      |      |
|   |   |             |             |              |            |            |             |            |         |          |      |      |      |      |
|   |   |             |             |              |            |            |             |            |         |          |      |      |      |      |
|   |   |             |             |              |            |            |             |            |         |          |      |      |      |      |
|   |   |             |             |              |            |            |             |            |         |          |      |      |      |      |
|   |   |             |             |              |            |            |             |            |         |          |      |      |      |      |
|   |   |             |             |              |            |            |             |            |         |          |      |      |      |      |
|   |   |             |             |              |            |            |             |            |         |          |      |      |      |      |
|   |   |             |             |              |            |            |             |            |         |          |      |      |      |      |
|   |   |             |             |              |            |            |             |            |         |          |      |      |      |      |
|   |   |             |             |              |            |            |             |            |         |          |      |      |      |      |
|   |   |             |             |              |            |            |             |            |         |          |      |      |      |      |
|   |   |             |             |              |            |            |             |            |         |          |      |      |      |      |
|   |   |             |             |              |            |            |             |            |         |          |      |      |      |      |
|   |   |             |             |              |            |            |             |            |         |          |      |      |      |      |
|   |   |             |             |              |            |            |             |            |         |          |      |      |      |      |
|   |   |             |             |              |            |            |             |            |         |          |      |      |      |      |
|   |   |             |             |              |            |            |             |            |         |          |      |      |      |      |
|   |   |             |             |              |            |            |             |            |         |          |      |      |      |      |
|   |   |             |             |              |            |            |             |            |         |          |      |      |      |      |
|   |   |             |             |              |            |            |             |            |         |          |      |      |      |      |
|   |   |             |             |              |            |            |             |            |         |          |      |      |      |      |
|   |   |             |             |              |            |            |             |            |         |          |      |      |      |      |
|   |   |             |             |              |            |            |             |            |         |          |      |      |      |      |
|   |   |             |             |              |            |            |             |            |         |          |      |      |      |      |
|   |   |             |             |              |            |            |             |            |         |          |      |      |      |      |
|   |   |             |             |              |            |            |             |            |         |          |      |      |      |      |
|   |   |             |             |              |            |            |             |            |         |          |      |      |      |      |
|   |   |             |             |              |            |            |             |            |         |          |      |      |      |      |
|   |   |             |             |              |            |            |             |            |         |          |      |      |      |      |
|   |   |             |             |              |            |            |             |            |         |          |      |      |      |      |
|   |   |             |             |              |            |            |             |            |         |          |      |      |      |      |
|   |   |             |             |              |            |            |             |            |         |          |      |      |      |      |
|   |   |             |             |              |            |            |             |            |         |          |      |      |      |      |
|   |   |             |             |              |            |            |             |            |         |          |      |      |      |      |
|   |   |             |             |              |            |            |             |            |         |          |      |      |      |      |
|   |   |             |             |              |            |            |             |            |         |          |      |      |      |      |
|   |   |             |             |              |            |            |             |            |         |          |      |      |      |      |
|   |   |             |             |              |            |            |             |            |         |          |      |      |      |      |
|   |   |             |             |              |            |            |             |            |         |          |      |      |      |      |
|   |   |             |             |              |            |            |             |            |         |          |      |      |      |      |
|   |   |             |             |              |            |            |             |            |         |          |      |      |      |      |
|   |   |             |             |              |            |            |             |            |         |          |      |      |      |      |
|   |   |             |             |              |            |            |             |            |         |          |      |      |      |      |
|   |   |             |             |              |            |            |             |            |         |          |      |      |      |      |
|   |   |             |             |              |            |            |             |            |         |          |      |      |      |      |
|   |   |             |             |              |            |            |             |            |         |          |      |      |      |      |
|   |   |             |             |              |            |            |             |            |         |          |      |      |      |      |
|   |   |             |             |              |            |            |             |            |         |          |      |      |      |      |
|   |   |             |             |              |            |            |             |            |         |          |      |      |      |      |
|   |   |             |             |              |            |            |             |            |         |          |      |      |      |      |
|   |   |             |             |              |            |            |             |            |         |          |      |      |      |      |
|   |   |             |             |              |            |            |             |            |         |          |      |      |      |      |
|   |   |             |             |              |            |            |             |            |         |          |      |      |      |      |
|   |   |             |             |              |            |            |             |            |         |          |      |      |      |      |
|   |   |             |             |              |            |            |             |            |         |          |      |      |      |      |
|   |   |             |             |              |            |            |             |            |         |          |      |      |      |      |
|   |   |             |             |              |            |            |             |            |         |          |      |      |      |      |
|   |   |             |             |              |            |            |             |            |         |          |      |      |      |      |
|   |   |             |             |              |            |            |             |            |         |          |      |      |      |      |
|   |   |             |             |              |            |            |             |            |         |          |      |      |      |      |
|   |   |             |             |              |            |            |             |            |         |          |      |      |      |      |
|   |   |             |             |              |            |            |             |            |         |          |      |      |      |      |
|   |   |             |             |              |            |            |             |            |         |          |      |      |      |      |
|   |   |             |             |              |            |            |             |            |         |          |      |      |      |      |
|   |   |             |             |              |            |            |             |            |         |          |      |      |      |      |
|   |   |             |             |              |            |            |             |            |         |          |      |      |      |      |
|   |   |             |             |              |            |            |             |            |         |          |      |      |      |      |
|   |   |             |             |              |            |            |             |            |         |          |      |      |      |      |
|   |   |             |             |              |            |            |             |            |         |          |      |      |      |      |
|   |   |             |             |              |            |            |             |            |         |          |      |      |      |      |
|   |   |             |             |              |            |            |             |            |         |          |      |      |      |      |
|   |   |             |             |              |            |            |             |            |         |          |      |      |      |      |
|   |   |             |             |              |            |            |             |            |         |          |      |      |      |      |
|   |   |             |             |              |            |            |             |            |         |          |      |      |      |      |
|   |   |             |             |              |            |            |             |            |         |          |      |      |      |      |
|   |   |             |             |              |            |            |             |            |         |          |      |      |      |      |
|   |   |             |             |              |            |            |             |            |         |          |      |      |      |      |
|   |   |             |             |              |            |            |             |            |         |          |      |      |      |      |
|   |   |             |             |              |            |            |             |            |         |          |      |      |      |      |
|   |   |             |             |              |            |            |             |            |         |          |      |      |      |      |
|   |   |             |             |              |            |            |             |            |         |          |      |      |      |      |
|   |   |             |             |              |            |            |             |            |         |          |      |      |      |      |
|   |   |             |             |              |            |            |             |            |         |          |      |      |      |      |
|   |   |             |             |              |            |            |             |            |         |          |      |      |      |      |
|   |   |             |             |              |            |            |             |            |         |          |      |      |      |      |
|   |   |             |             |              |            |            |             |            |         |          |      |      |      |      |
|   |   |             |             |              |            |            |             |            |         |          |      |      |      |      |
|   |   |             |             |              |            |            |             |            |         |          |      |      |      |      |
|   |   |             |             |              |            |            |             |            |         |          |      |      |      |      |
|   |   |             |             |              |            |            |             |            |         |          |      |      |      |      |
|   |   |             |             |              |            |            |             |            |         |          |      |      |      |      |
|   |   |             |             |              |            |            |             |            |         |          |      |      |      |      |
|   |   |             |             |              |            |            |             |            |         |          |      |      |      |      |
|   |   |             |             |              |            |            |             |            |         |          |      |      |      |      |
|   |   |             |             |              |            |            |             |            |         |          |      |      |      |      |
|   |   |             |             |              |            |            |             |            |         |          |      |      |      |      |
|   |   |             |             |              |            |            |             |            |         |          |      |      |      |      |
|   |   |             |             |              |            |            |             |            |         |          |      |      |      |      |
|   |   |             |             |              |            |            |             |            |         |          |      |      |      |      |
|   |   |             |             |              |            |            |             |            |         |          |      |      |      |      |
|   |   |             |             |              |            |            |             |            |         |          |      |      |      |      |
|   |   |             |             |              |            |            |             |            |         |          |      |      |      |      |
|   |   |             |             |              |            |            |             |            |         |          |      |      |      |      |
|   |   |             |             |              |            |            |             |            |         |          |      |      |      |      |
|   |   |             |             |              |            |            |             |            |         |          |      |      |      |      |
|   |   |             |             |              |            |            |             |            |         |          |      |      |      |      |
|   |   |             |             |              |            |            |             |            |         |          |      |      |      |      |
|   |   |             |             |              |            |            |             |            |         |          |      |      |      |      |
|   |   |             |             |              |            |            |             |            |         |          |      |      |      |      |
|   |   |             |             |              |            |            |             |            |         |          |      |      |      |      |
|   |   |             |             |              |            |            |             |            |         |          |      |      |      |      |
|   |   |             |             |              |            |            |             |            |         |          |      |      |      |      |
|   |   |             |             |              |            |            |             |            |         |          |      |      |      |      |
|   |   |             |             |              |            |            |             |            |         |          |      |      |      |      |
|   |   |             |             |              |            |            |             |            |         |          |      |      |      |      |
|   |   |             |             |              |            |            |             |            |         |          |      |      |      |      |
|   |   |             |             |              |            |            |             |            |         |          |      |      |      |      |
|   |   |             |             |              |            |            |             |            |         |          |      |      |      |      |
|   |   |             |             |              |            |            |             |            |         |          |      |      |      |      |
|   |   |             |             |              |            |            |             |            |         |          |      |      |      |      |
|   |   |             |             |              |            |            |             |            |         |          |      |      |      |      |
|   |   |             |             |              |            |            |             |            |         |          |      |      |      |      |
|   |   |             |             |              |            |            |             |            |         |          |      |      |      |      |
|   |   |             |             |              |            |            |             |            |         |          |      |      |      |      |
|   |   |             |             |              |            |            |             |            |         |          |      |      |      |      |
|   |   |             |             |              |            |            |             |            |         |          |      |      |      |      |
|   |   |             |             |              |            |            |             |            |         |          |      |      |      |      |
|   |   |             |             |              |            |            |             |            |         |          |      |      |      |      |
|   |   |             |             |              |            |            |             |            |         |          |      |      |      |      |
|   |   |             |             |              |            |            |             |            |         |          |      |      |      |      |
|   |   |             |             |              |            |            |             |            |         |          |      |      |      |      |
|   |   |             |             |              |            |            |             |            |         |          |      |      |      |      |
|   |   |             |             |              |            |            |             |            |         |          |      |      |      |      |
|   |   |             |             |              |            |            |             |            |         |          |      |      |      |      |
|   |   |             |             |              |            |            |             |            |         |          |      |      |      |      |
|   |   |             |             |              |            |            |             |            |         |          |      |      |      |      |
|   |   |             |             |              |            |            |             |            |         |          |      |      |      |      |
|   |   |             |             |              |            |            |             |            |         |          |      |      |      |      |
|   |   |             |             |              |            |            |             |            |         |          |      |      |      |      |
|   |   |             |             |              |            |            |             |            |         |          |      |      |      |      |
|   |   |             |             |              |            |            |             |            |         |          |      |      |      |      |
|   |   |             |             |              |            |            |             |            |         |          |      |      |      |      |
|   |   |             |             |              |            |            |             |            |         |          |      |      |      |      |
|   |   |             |             |              |            |            |             |            |         |          |      |      |      |      |
|   |   |             |             |              |            |            |             |            |         |          |      |      |      |      |
|   |   |             |             |              |            |            |             |            |         |          |      |      |      |      |
|   |   |             |             |              |            |            |             |            |         |          |      |      |      |      |
|   |   |             |             |              |            |            |             |            |         |          |      |      |      |      |
|   |   |             |             |              |            |            |             |            |         |          |      |      |      |      |
|   |   |             |             |              |            |            |             |            |         |          |      |      |      |      |
|   |   |             |             |              |            |            |             |            |         |          |      |      |      |      |
|   |   |             |             |              |            |            |             |            |         |          |      |      |      |      |
|   |   |             |             |              |            |            |             |            |         |          |      |      |      |      |
|   |   |             |             |              |            |            |             |            |         |          |      |      |      |      |
|   |   |             |             |              |            |            |             |            |         |          |      |      |      |      |
|   |   |             |             |              |            |            |             |            |         |          |      |      |      |      |
|   |   |             |             |              |            |            |             |            |         |          |      |      |      |      |
|   |   |             |             |              |            |            |             |            |         |          |      |      |      |      |
|   |   |             |             |              |            |            |             |            |         |          |      |      |      |      |
|   |   |             |             |              |            |            |             |            |         |          |      |      |      |      |
|   |   |             |             |              |            |            |             |            |         |          |      |      |      |      |
|   |   |             |             |              |            |            |             |            |         |          |      |      |      |      |
|   |   |             |             |              |            |            |             |            |         |          |      |      |      |      |
|   |   |             |             |              |            |            |             |            |         |          |      |      |      |      |
|   |   |             |             |              |            |            |             |            |         |          |      |      |      |      |
|   |   |             |             |              |            |            |             |            |         |          |      |      |      |      |
|   |   |             |             |              |            |            |             |            |         |          |      |      |      |      |
|   |   |             |             |              |            |            |             |            |         |          |      |      |      |      |
|   |   |             |             |              |            |            |             |            |         |          |      |      |      |      |
|   |   |             |             |              |            |            |             |            |         |          |      |      |      |      |
|   |   |             |             |              |            |            |             |            |         |          |      |      |      |      |
|   |   |             |             |              |            |            |             |            |         |          |      |      |      |      |
|   |   |             |             |              |            |            |             |            |         |          |      |      |      |      |
|   |   |             |             |              |            |            |             |            |         |          |      |      |      |      |
|   |   |             |             |              |            |            |             |            |         |          |      |      |      |      |
|   |   |             |             |              |            |            |             |            |         |          |      |      |      |      |
|   |   |             |             |              |            |            |             |            |         |          |      |      |      |      |
|   |   |             |             |              |            |            |             |            |         |          |      |      |      |      |
|   |   |             |             |              |            |            |             |            |         |          |      |      |      |      |
|   |   |             |             |              |            |            |             |            |         |          |      |      |      |      |
|   |   |             |             |              |            |            |             |            |         |          |      |      |      |      |
|   |   |             |             |              |            |            |             |            |         |          |      |      |      |      |
|   |   |             |             |              |            |            |             |            |         |          |      |      |      |      |
|   |   |             |             |              |            |            |             |            |         |          |      |      |      |      |
|   |   |             |             |              |            |            |             |            |         |          |      |      |      |      |
|   |   |             |             |              |            |            |             |            |         |          |      |      |      |      |
|   |   |             |             |              |            |            |             |            |         |          |      |      |      |      |
|   |   |             |             |              |            |            |             |            |         |          |      |      |      |      |
|   |   |             |             |              |            |            |             |            |         |          |      |      |      |      |
|   |   |             |             |              |            |            |             |            |         |          |      |      |      |      |
|   |   |             |             |              |            |            |             |            |         |          |      |      |      |      |
|   |   |             |             |              |            |            |             |            |         |          |      |      |      |      |
|   |   |             |             |              |            |            |             |            |         |          |      |      |      |      |
|   |   |             |             |              |            |            |             |            |         |          |      |      |      |      |
|   |   |             |             |              |            |            |             |            |         |          |      |      |      |      |
|   |   |             |             |              |            |            |             |            |         |          |      |      |      |      |
|   |   |             |             |              |            |            |             |            |         |          |      |      |      |      |
|   |   |             |             |              |            |            |             |            |         |          |      |      |      |      |
|   |   |             |             |              |            |            |             |            |         |          |      |      |      |      |
|   |   |             |             |              |            |            |             |            |         |          |      |      |      |      |
|   |   |             |             |              |            |            |             |            |         |          |      |      |      |      |
|   |   |             |             |              |            |            |             |            |         |          |      |      |      |      |
|   |   |             |             |              |            |            |             |            |         |          |      |      |      |      |
|   |   |             |             |              |            |            |             |            |         |          |      |      |      |      |
|   |   |             |             |              |            |            |             |            |         |          |      |      |      |      |
|   |   |             |             |              |            |            |             |            |         |          |      |      |      |      |
|   |   |             |             |              |            |            |             |            |         |          |      |      |      |      |
|   |   |             |             |              |            |            |             |            |         |          |      |      |      |      |
|   |   |             |             |              |            |            |             |            |         |          |      |      |      |      |
|   |   |             |             |              |            |            |             |            |         |          |      |      |      |      |
|   |   |             |             |              |            |            |             |            |         |          |      |      |      |      |
|   |   |             |             |              |            |            |             |            |         |          |      |      |      |      |
|   |   |             |             |              |            |            |             |            |         |          |      |      |      |      |
|   |   |             |             |              |            |            |             |            |         |          |      |      |      |      |
|   |   |             |             |              |            |            |             |            |         |          |      |      |      |      |
|   |   |             |             |              |            |            |             |            |         |          |      |      |      |      |
|   |   |             |             |              |            |            |             |            |         |          |      |      |      |      |
|   |   |             |             |              |            |            |             |            |         |          |      |      |      |      |
|   |   |             |             |              |            |            |             |            |         |          |      |      |      |      |
|   |   |             |             |              |            |            |             |            |         |          |      |      |      |      |
|   |   |             |             |              |            |            |             |            |         |          |      |      |      |      |
|   |   |             |             |              |            |            |             |            |         |          |      |      |      |      |
|   |   |             |             |              |            |            |             |            |         |          |      |      |      |      |
|   |   |             |             |              |            |            |             |            |         |          |      |      |      |      |
|   |   |             |             |              |            |            |             |            |         |          |      |      |      |      |
|   |   |             |             |              |            |            |             |            |         |          |      |      |      |      |
|   |   |             |             |              |            |            |             |            |         |          |      |      |      |      |
|   |   |             |             |              |            |            |             |            |         |          |      |      |      |      |
|   |   |             |             |              |            |            |             |            |         |          |      |      |      |      |
|   |   |             |             |              |            |            |             |            |         |          |      |      |      |      |
|   |   |             |             |              |            |            |             |            |         |          |      |      |      |      |
|   |   |             |             |              |            |            |             |            |         |          |      |      |      |      |
|   |   |             |             |              |            |            |             |            |         |          |      |      |      |      |
|   |   |             |             |              |            |            |             |            |         |          |      |      |      |      |
|   |   |             |             |              |            |            |             |            |         |          |      |      |      |      |
|   |   |             |             |              |            |            |             |            |         |          |      |      |      |      |
|   |   |             |             |              |            |            |             |            |         |          |      |      |      |      |
|   |   |             |             |              |            |            |             |            |         |          |      |      |      |      |
|   |   |             |             |              |            |            |             |            |         |          |      |      |      |      |
|   |   |             |             |              |            |            |             |            |         |          |      |      |      |      |
|   |   |             |             |              |            |            |             |            |         |          |      |      |      |      |
|   |   |             |             |              |            |            |             |            |         |          |      |      |      |      |
|   |   |             |             |              |            |            |             |            |         |          |      |      |      |      |
|   |   |             |             |              |            |            |             |            |         |          |      |      |      |      |
|   |   |             |             |              |            |            |             |            |         |          |      |      |      |      |
|   |   |             |             |              |            |            |             |            |         |          |      |      |      |      |
|   |   |             |             |              |            |            |             |            |         |          |      |      |      |      |
|   |   |             |             |              |            |            |             |            |         |          |      |      |      |      |
|   |   |             |             |              |            |            |             |            |         |          |      |      |      |      |
|   |   |             |             |              |            |            |             |            |         |          |      |      |      |      |
|   |   |             |             |              |            |            |             |            |         |          |      |      |      |      |
|   |   |             |             |              |            |            |             |            |         |          |      |      |      |      |
|   |   |             |             |              |            |            |             |            |         |          |      |      |      |      |
|   |   |             |             |              |            |            |             |            |         |          |      |      |      |      |
|   |   |             |             |              |            |            |             |            |         |          |      |      |      |      |
|   |   |             |             |              |            |            |             |            |         |          |      |      |      |      |
|   |   |             |             |              |            |            |             |            |         |          |      |      |      |      |

For ordering options, [see overview at the beginning of this section.](#)

| Item                 | Model No. | Chair Width | Chair Depth | Chair Height | Seat Width | Seat Depth | Seat Height | Arm Height | Ship Wt | Cubic Ft |
|----------------------|-----------|-------------|-------------|--------------|------------|------------|-------------|------------|---------|----------|
| GUEST WITH SLAT BACK | 986       | 21½         | 25¾         | 32¼          | 18½        | 21         | 17½         | 25         | 23      | 16.9     |



Must Specify (in this order):

Model #  
Finish  
Primary Upholstery  
Accent Upholstery  
Glide

### Description

- Standard with: Nylon Glides

| List Price/Grade  | Yards | COM/1   | 2    | 3    | 4    | 5    | 6    | 7    | 8    | 9    | 10   | L1   | L2   |
|-------------------|-------|---------|------|------|------|------|------|------|------|------|------|------|------|
| Single Upholstery | 1.00  | \$ 1086 | 1135 | 1176 | 1216 | 1277 | 1339 | 1428 | 1519 | 1627 | 1750 | 1396 | 1528 |

|                              |     |     |     |     |     |    |     |   |    |      |
|------------------------------|-----|-----|-----|-----|-----|----|-----|---|----|------|
| ARMLESS GUEST WITH SLAT BACK | 996 | 21½ | 25¾ | 32¼ | 18½ | 21 | 17½ | — | 22 | 16.9 |
|------------------------------|-----|-----|-----|-----|-----|----|-----|---|----|------|



Must Specify (in this order):

Model #  
Finish  
Primary Upholstery  
Accent Upholstery  
Glide

### Description

- Standard with: Nylon Glides

| List Price/Grade  | Yards | COM/1  | 2    | 3    | 4    | 5    | 6    | 7    | 8    | 9    | 10   | L1   | L2   |
|-------------------|-------|--------|------|------|------|------|------|------|------|------|------|------|------|
| Single Upholstery | 1.00  | \$ 989 | 1038 | 1079 | 1119 | 1180 | 1242 | 1331 | 1422 | 1530 | 1653 | 1299 | 1431 |

|                                    |     |     |     |     |     |    |     |    |    |      |
|------------------------------------|-----|-----|-----|-----|-----|----|-----|----|----|------|
| GUEST WITH WOOD/UPHOLSTERED ACCENT | 988 | 21½ | 23½ | 32¼ | 18½ | 19 | 17½ | 25 | 23 | 16.9 |
|------------------------------------|-----|-----|-----|-----|-----|----|-----|----|----|------|



Must Specify (in this order):

Model #  
Finish  
Primary Upholstery  
Accent Upholstery  
Glide

### Description

- Standard with: Nylon Glides
- Available with Contrasting Upholsteries

| List Price/Grade       | Yards | COM/1   | 2    | 3    | 4    | 5    | 6    | 7    | 8    | 9    | 10   | L1   | L2   |
|------------------------|-------|---------|------|------|------|------|------|------|------|------|------|------|------|
| Single Upholstery      | 1.00  | \$ 1198 | 1247 | 1288 | 1328 | 1389 | 1451 | 1540 | 1631 | 1739 | 1862 | 1508 | 1640 |
| Contrasting Upholstery |       |         |      |      |      |      |      |      |      |      |      |      |      |
| Primary                | 1.00  | \$ 1242 | 1291 | 1332 | 1372 | 1433 | 1495 | 1584 | 1675 | 1783 | 1906 | 1552 | 1684 |
| Accent                 | 1.00  | \$ 0    | 49   | 90   | 130  | 191  | 253  | 342  | 433  | 541  | 664  | 310  | 442  |

|  |     |     |     |     |     |    |     |   |    |      |
|--|-----|-----|-----|-----|-----|----|-----|---|----|------|
| ARMLESS GUEST WITH WOOD/UPHOLSTERED ACCENT | 998 | 21½ | 23½ | 32¼ | 18½ | 19 | 17½ | — | 22 | 16.9 |
|--|-----|-----|-----|-----|-----|----|-----|---|----|------|



Must Specify (in this order):

Model #  
Finish  
Primary Upholstery  
Accent Upholstery  
Glide

### Description

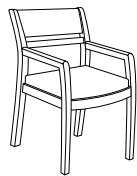
- Standard with: Nylon Glides
- Available with Contrasting Upholsteries

| List Price/Grade       | Yards | COM/1   | 2    | 3    | 4    | 5    | 6    | 7    | 8    | 9    | 10   | L1   | L2   |
|------------------------|-------|---------|------|------|------|------|------|------|------|------|------|------|------|
| Single Upholstery      | 1.00  | \$ 1101 | 1150 | 1191 | 1231 | 1292 | 1354 | 1443 | 1534 | 1642 | 1765 | 1411 | 1543 |
| Contrasting Upholstery |       |         |      |      |      |      |      |      |      |      |      |      |      |
| Primary                | 1.00  | \$ 1145 | 1194 | 1235 | 1275 | 1336 | 1398 | 1487 | 1578 | 1686 | 1809 | 1455 | 1587 |
| Accent                 | 1.00  | \$ 0    | 49   | 90   | 130  | 191  | 253  | 342  | 433  | 541  | 664  | 310  | 442  |

For ordering options, [see overview at the beginning of this section.](#)



| Item                        | Model No. | Chair Width | Chair Depth | Chair Height | Seat Width | Seat Depth | Seat Height | Arm Height | Ship Wt | Cubic Ft |
|-----------------------------|-----------|-------------|-------------|--------------|------------|------------|-------------|------------|---------|----------|
| GUEST WITH WOOD BACK ACCENT | 989       | 21½         | 23½         | 32¼          | 18½        | 19         | 17½         | 25         | 23      | 16.90    |



**Description**

- Standard with: Nylon Glides

| List Price/Grade  | Yards | COM/1   | 2    | 3    | 4    | 5    | 6    | 7    | 8    | 9    | 10   | L1   | L2   |
|-------------------|-------|---------|------|------|------|------|------|------|------|------|------|------|------|
| Single Upholstery | 1.00  | \$ 1086 | 1135 | 1176 | 1216 | 1277 | 1339 | 1428 | 1519 | 1627 | 1750 | 1396 | 1528 |

Must Specify (in this order):  
Model #  
Finish  
Primary Upholstery  
Accent Upholstery  
Glide

|                                     |     |     |     |     |     |    |     |   |    |      |
|-------------------------------------|-----|-----|-----|-----|-----|----|-----|---|----|------|
| ARMLESS GUEST WITH WOOD BACK ACCENT | 999 | 21½ | 23½ | 32¼ | 18½ | 19 | 17½ | — | 22 | 16.9 |
|-------------------------------------|-----|-----|-----|-----|-----|----|-----|---|----|------|



**Description**

- Standard with: Nylon Glides

| List Price/Grade  | Yards | COM/1  | 2    | 3    | 4    | 5    | 6    | 7    | 8    | 9    | 10   | L1   | L2   |
|-------------------|-------|--------|------|------|------|------|------|------|------|------|------|------|------|
| Single Upholstery | 1.00  | \$ 998 | 1047 | 1088 | 1128 | 1189 | 1251 | 1340 | 1431 | 1539 | 1662 | 1308 | 1440 |

Must Specify (in this order):  
Model #  
Finish  
Primary Upholstery  
Accent Upholstery  
Glide



Triple Play can multi-task from lounge height to sitting height, and all the way up to counter height. This versatile seating line lets people choose how and where they want to work with the ability to join any group, at any height table in the room. Triple Play partners with 18” high tables, 29-30” high tables, and 36” high tables, or any range in between.

CONSTRUCTION

- Fully upholstered product that features a high density, firm polyurethane foam interior that holds its shape; shape is static at the lounge height position and at the sitting height position and has a gentle, flexible motion while sitting at the counter height position
- Foam construction can be used to sit on any of the six sides
- Handle is covered in upholstery
- Zipper included with upholstery cover for easy removal and cleaning
- Ships fully assembled

HOW TO ORDER EXAMPLE

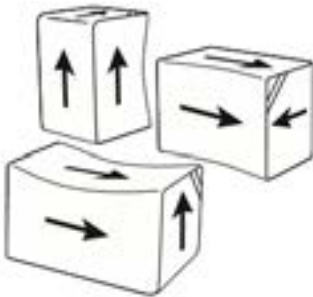
| Model No. | Description | Example                    |
|-----------|-------------|----------------------------|
| 3-1526ST  | Upholstery  | CF Stinson Artisan Seaport |
|           | Zipper      | Navy                       |
|           | Welt Cord   | CF Stinson Artisan Anjou   |
|           | Upholstery  |                            |

UPHOLSTERY OPTIONS

Available in single upholstery with a matching handle, and your choice of a matching or contrasting welt cord, or no welt cord at all. Select from a wide variety of graded-in or contract options, including fabric, vinyl, and leather. We recommend avoiding the use of obvious directional patterns due to Triple Play’s multiple positions of use.

Indiana Furniture will make every attempt to have the upholstery pattern going the same direction while making the best use of the yardage supplied.

Arrows represent “Up the Roll”.



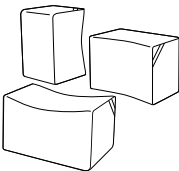
ZIPPER OPTIONS

|           |       |
|-----------|-------|
| Black     | Navy  |
| Brown     | Slate |
| Dark Gray | Tan   |
| Ivory     | White |

CERTIFICATIONS & COMPLIANCE

- CAL 117-2013 Compliance
- Intertek Sustainability Certified
- BIFMA level® Certified
- BIFMA Compliant® Certified
- TSCA Title VI (CARB) Compliance
- US Green Building’s LEED® Contribution

STATEMENT OF LINE

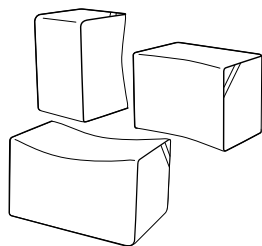


Multi-Height Bench  
3-1526ST  
[\(See Details\)](#)

# TRIPLE PLAY™

## MULTI-HEIGHT BENCH (3 SERIES)

| Item               | Model No. | Chair Width | Chair Depth | Chair Height | Ship Wt | Cubic Ft |
|--------------------|-----------|-------------|-------------|--------------|---------|----------|
| MULTI-HEIGHT BENCH | 3-1526ST  | 18          | 16½-15      | 26           | 12.8    | 5.8      |



Must Specify (in this order):

Model #  
Primary Upholstery  
Accent Upholstery  
Welt Cord  
Zipper Color

### Description

- Standard with: Matching Upholstered Handle
- Rotate Seat to Provide Seating for 18"H, 29-30"H, and 36"H Tables, or any range in between
- Available with Contrasting Upholsteries with Welt Cord
- We recommend avoiding the use of obvious directional patterns due to the multiple positions of use

| List Price/Grade       | Yards   | COM/1 | 2    | 3    | 4    | 5    | 6    | 7    | 8    | 9    | 10   |
|------------------------|---------|-------|------|------|------|------|------|------|------|------|------|
| Single Upholstery      |         |       |      |      |      |      |      |      |      |      |      |
| With Welt Cord         | 3.00 \$ | 857   | 1004 | 1127 | 1247 | 1430 | 1616 | 1883 | 2156 | 2480 | 2849 |
| No Welt Cord           | 2.00 \$ | 753   | 851  | 933  | 1013 | 1135 | 1259 | 1437 | 1619 | 1835 | 2081 |
| Contrasting Upholstery |         |       |      |      |      |      |      |      |      |      |      |
| Primary                | 2.00 \$ | 857   | 955  | 1037 | 1117 | 1239 | 1363 | 1541 | 1723 | 1939 | 2185 |
| Welt Cord              | 1.00 \$ | 0     | 49   | 90   | 130  | 191  | 253  | 342  | 433  | 541  | 664  |

For ordering options, [see overview at the beginning of this section.](#)

Both comfort and style are achieved in Vive with open or closed arms, and flared leg design, with availability of casters. Solid hardwood frames with a smooth, radiant finish are available in all Indiana Furniture finishes. Double dowel mortise and tenon construction and high-grade polyurethane foam provide superior stability and comfort.

### CONSTRUCTION

- Exposed wood components and chair frame are manufactured using European Beech and are free of spirits, discoloration, pits, shakes, and wormholes; base caps are manufactured using select maple
- All chair joints are double-doweled or mortised and tenoned, screwed, and glued for maximum strength and durability
- All seats feature corner blocking
- Arms are securely attached to the frames with mortise and tenon
- Frames are individually hand assembled and sanded prior to being finished
- Non-marring nylon glides included in each leg at floor level
- High Grade Polyurethane Foam, 2¼" thick in the seat and 1½" thick in the back; foam is contoured to fit the frame and fastened in place
- Textiles are sewn with double stitch seams
- High quality resilient sheet webbing ensures a comfortable seating application
- Ships fully assembled

### HOW TO ORDER EXAMPLE

| Model No. | Description | Example                   |
|-----------|-------------|---------------------------|
| 316       | Finish      | MO                        |
|           | Upholstery  | CF Stinson Artisan Hearth |
|           | Glides      | STD                       |

### WOOD FINISHES

Indiana Furniture uses a multi-step, hand finishing process on all exposed wood frames.

Chairs feature a catalyzed varnish finish which offers durability, lasting beauty, and resistance to normal wear.

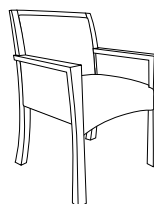
|                         |                        |
|-------------------------|------------------------|
| AW Artisan Walnut       | MW Mahogany Walnut     |
| AS Asian Night          | MO Medium Oak*         |
| BW Beigewood*           | ORW Oak Riftwood*      |
| BL Black                | PNW Pinnacle Walnut    |
| CO Columbian Walnut     | SCH Select Cherry      |
| DC Dark Cherry          | SKC Shaker Cherry      |
| DFW Dark Forest Walnut* | SBP Smoky Brown Pear*  |
| WH Designer White       | TK Studio Teak         |
| EF Espresso             | SM Sugar Maple         |
| FO Fawn Oak*            | FO Sunglow Walnut      |
| GC Golden Cherry        | TT Tavern Teak*        |
| HVM Harvest Maple*      | WTA Weathered Ash*     |
| HW Harvest Walnut       | WC Williamsburg Cherry |
| LW Legacy Walnut        |                        |

\* Finish is Low Sheen

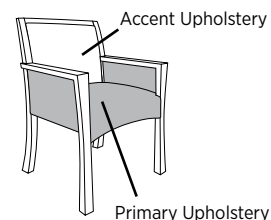
### UPHOLSTERY OPTIONS

Available in single or contrasting upholsteries in a wide variety of graded-in or contract options, including fabric, vinyl, and leather.

#### Single Upholstery



#### Contrasting Upholstery



### GLIDE OPTIONS (FOR MODELS WITHOUT CASTERS)

|      |              |        |
|------|--------------|--------|
| STD  | Nylon Glides | Std    |
| FELT | Felt Glides  | \$ N/C |

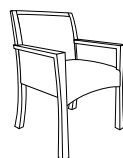
### CASTER OPTIONS

|     |                    |        |
|-----|--------------------|--------|
| STD | Dual Wheel Casters | Std    |
| SP  | Soft Wheel Casters | \$ N/C |

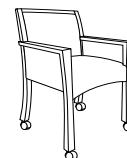
### CERTIFICATIONS & COMPLIANCE

- CAL 117-2013 Compliance
- Intertek Sustainability Certified
- BIFMA level® Certified
- BIFMA Compliant® Certified
- TSCA Title VI (CARB) Compliance
- US Green Building's LEED® Contribution

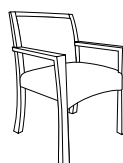
### STATEMENT OF LINE



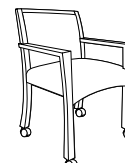
Fully Upholstered Guest  
with Closed Arms: 316  
([See Details](#))



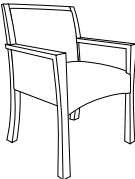
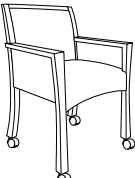

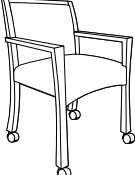
Fully Upholstered Guest  
with Closed Arms on  
Casters: 318  
([See Details](#))



Fully Upholstered Guest  
with Open Arms: 326  
([See Details](#))



Fully Upholstered Guest  
with Open Arms on  
Casters: 328  
([See Details](#))

| Item  | Model No.   | Chair Width  | Chair Depth  | Chair Height | Seat Width | Seat Depth | Seat Height | Arm Height | Ship Wt  | Cubic Ft |          |           |           |           |
|---|---|--------------|--------------|--------------|------------|------------|-------------|------------|----------|----------|----------|-----------|-----------|-----------|
| FULLY UPHOLSTERED GUEST WITH CLOSED ARMS  | 316   | 25           | 26¾          | 34½          | 20¼        | 19         | 18¼         | 25⅝        | 30       | 16.9     |          |           |           |           |
|                              | <b>Description</b>  |              |              |              |            |            |             |            |          |          |          |           |           |           |
|   | <ul style="list-style-type: none"><li>Standard with: Nylon Glides</li><li>Available with Contrasting Upholsteries</li></ul> |              |              |              |            |            |             |            |          |          |          |           |           |           |
|   | <b>List Price/Grade</b>   | <b>Yards</b> | <b>COM/1</b> | <b>2</b>     | <b>3</b>   | <b>4</b>   | <b>5</b>    | <b>6</b>   | <b>7</b> | <b>8</b> | <b>9</b> | <b>10</b> | <b>L1</b> | <b>L2</b> |
|   | Single Upholstery   | 2.00         | \$ 1826      | 1924         | 2006       | 2086       | 2208        | 2332       | 2510     | 2692     | 2908     | 3154      | 2446      | 2710      |
|   | Contrasting Upholstery  |              |              |              |            |            |             |            |          |          |          |           |           |           |
|   | Primary   | 1.25         | \$ 1837      | 1898         | 1950       | 2000       | 2076        | 2153       | 2265     | 2378     | 2513     | 2667      | 2225      | 2390      |
| Accent  | 1.00  | \$ 0         | 49           | 90           | 130        | 191        | 253         | 342        | 433      | 541      | 664      | 310       | 442       |           |
| <u>Must Specify (in this order):</u><br>Model #<br>Finish<br>Primary Upholstery<br>Accent Upholstery<br>Glide |   |              |              |              |            |            |             |            |          |          |          |           |           |           |
| FULLY UPHOLSTERED GUEST WITH CLOSED ARMS ON CASTERS   | 318   | 25           | 26¾          | 34½          | 20¼        | 19         | 18¼         | 25⅝        | 30       | 16.9     |          |           |           |           |
|                              | <b>Description</b>  |              |              |              |            |            |             |            |          |          |          |           |           |           |
|   | <ul style="list-style-type: none"><li>Standard with: Nylon Glides</li><li>Available with Contrasting Upholsteries</li></ul> |              |              |              |            |            |             |            |          |          |          |           |           |           |
|   | <b>List Price/Grade</b>   | <b>Yards</b> | <b>COM/1</b> | <b>2</b>     | <b>3</b>   | <b>4</b>   | <b>5</b>    | <b>6</b>   | <b>7</b> | <b>8</b> | <b>9</b> | <b>10</b> | <b>L1</b> | <b>L2</b> |
|   | Single Upholstery   | 2.00         | \$ 1832      | 1930         | 2012       | 2092       | 2214        | 2338       | 2516     | 2698     | 2914     | 3160      | 2452      | 2716      |
|   | Contrasting Upholstery  |              |              |              |            |            |             |            |          |          |          |           |           |           |
|   | Primary   | 1.25         | \$ 1843      | 1904         | 1956       | 2006       | 2082        | 2159       | 2271     | 2384     | 2519     | 2673      | 2231      | 2396      |
| Accent  | 1.00  | \$ 0         | 49           | 90           | 130        | 191        | 253         | 342        | 433      | 541      | 664      | 310       | 442       |           |
| <u>Must Specify (in this order):</u><br>Model #<br>Finish<br>Primary Upholstery<br>Accent Upholstery<br>Glide |   |              |              |              |            |            |             |            |          |          |          |           |           |           |
| FULLY UPHOLSTERED GUEST WITH OPEN ARMS  | 326   | 25           | 26¾          | 34½          | 20¼        | 19         | 18¼         | 25⅝        | 30       | 16.9     |          |           |           |           |
|                            | <b>Description</b>  |              |              |              |            |            |             |            |          |          |          |           |           |           |
|   | <ul style="list-style-type: none"><li>Standard with: Nylon Glides</li><li>Available with Contrasting Upholsteries</li></ul> |              |              |              |            |            |             |            |          |          |          |           |           |           |
|   | <b>List Price/Grade</b>   | <b>Yards</b> | <b>COM/1</b> | <b>2</b>     | <b>3</b>   | <b>4</b>   | <b>5</b>    | <b>6</b>   | <b>7</b> | <b>8</b> | <b>9</b> | <b>10</b> | <b>L1</b> | <b>L2</b> |
|   | Single Upholstery   | 1.75         | \$ 1526      | 1612         | 1684       | 1754       | 1860        | 1969       | 2125     | 2284     | 2473     | 2688      | 2069      | 2300      |
|   | Contrasting Upholstery  |              |              |              |            |            |             |            |          |          |          |           |           |           |
|   | Primary   | 1.25         | \$ 1548      | 1609         | 1661       | 1711       | 1787        | 1864       | 1976     | 2089     | 2224     | 2378      | 1936      | 2101      |
| Accent  | 1.00  | \$ 0         | 49           | 90           | 130        | 191        | 253         | 342        | 433      | 541      | 664      | 310       | 442       |           |
| <u>Must Specify (in this order):</u><br>Model #<br>Finish<br>Primary Upholstery<br>Accent Upholstery<br>Glide |   |              |              |              |            |            |             |            |          |          |          |           |           |           |
| FULLY UPHOLSTERED GUEST WITH OPEN ARMS ON CASTERS   | 328   | 25           | 26¾          | 34½          | 20¼        | 19         | 18¼         | 25⅝        | 30       | 16.9     |          |           |           |           |
|                            | <b>Description</b>  |              |              |              |            |            |             |            |          |          |          |           |           |           |
|   | <ul style="list-style-type: none"><li>Standard with: Nylon Glides</li><li>Available with Contrasting Upholsteries</li></ul> |              |              |              |            |            |             |            |          |          |          |           |           |           |
|   | <b>List Price/Grade</b>   | <b>Yards</b> | <b>COM/1</b> | <b>2</b>     | <b>3</b>   | <b>4</b>   | <b>5</b>    | <b>6</b>   | <b>7</b> | <b>8</b> | <b>9</b> | <b>10</b> | <b>L1</b> | <b>L2</b> |
|   | Single Upholstery   | 1.75         | \$ 1530      | 1616         | 1688       | 1758       | 1864        | 1973       | 2129     | 2288     | 2477     | 2692      | 2073      | 2304      |
|   | Contrasting Upholstery  |              |              |              |            |            |             |            |          |          |          |           |           |           |
|   | Primary   | 1.25         | \$ 1552      | 1613         | 1665       | 1715       | 1791        | 1868       | 1980     | 2093     | 2228     | 2382      | 1940      | 2105      |
| Accent  | 1.00  | \$ 0         | 49           | 90           | 130        | 191        | 253         | 342        | 433      | 541      | 664      | 310       | 442       |           |
| <u>Must Specify (in this order):</u><br>Model #<br>Finish<br>Primary Upholstery<br>Accent Upholstery<br>Glide |   |              |              |              |            |            |             |            |          |          |          |           |           |           |

For ordering options, [see overview at the beginning of this section.](#)

# Accents

# Indiana

## FURNITURE

# CUSH

## STATEMENT OF LINE

Enhance your space with new Cush Pillows. Available in multiple shapes and sizes, and with or without piping, to bring the comforts of home or add sophistication to any space. Be inspired by our broad range of graded-in fabrics, contract fabrics or use a COM to personalize your Cush pillows.

### CONSTRUCTION

- All pillows are sewn shut for added security
- All pillows feature a smooth non-woven fabric pillow insert
- Square and rectangle inserts are filled with a soft moldable poly fiber that simulates the look of down feathers
- Bolster pillows are filled with a resilient poly insert for extra durability

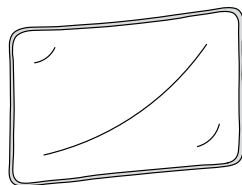
### HOW TO ORDER EXAMPLE

| Model No.   | Description        | Example                        |
|-------------|--------------------|--------------------------------|
| 01-1806BPP  | Primary Upholstery | KnollTextiles Buzz Bittersweet |
|             | Accent Upholstery  | KnollTextiles Buzz Flash       |
| 01-1407TPRP | Primary Upholstery | Mayer Gem Ocean                |

### UPHOLSTERY OPTIONS

Contrasting upholstery available on pillows with piping in a wide variety of graded-in or contract options.

#### Contrasting Upholstery



Accent Upholstery

Primary Upholstery



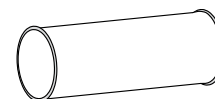
### CERTIFICATIONS & COMPLIANCE

- CAL 117-2013 Compliance


### STATEMENT OF LINE




Bolster Pillow  
[01-1806BP](#)



Bolster Pillow  
With Piping  
[01-1806BPP](#)



23" Square Throw Pillow  
[01-2323TPS](#)



23" Square Throw  
Pillow With Piping  
[01-2323TPSP](#)



17" Square Throw Pillow  
[01-1717TPS](#)



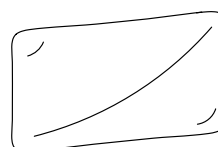
17" Square Throw  
Pillow With Piping  
[01-1717TPSP](#)



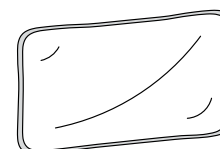
19"x11" Rectangle Throw  
Pillow  
[01-1911TPR](#)



19"x11" Rectangle Throw  
Pillow With Piping  
[01-1911TPRP](#)



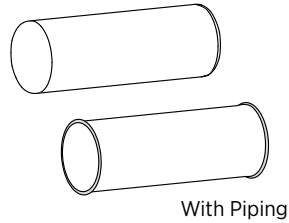
14"x7" Rectangle Throw  
Pillow  
[01-1407TPS](#)



14"x7" Rectangle Throw  
Pillow With Piping  
[01-1407TPSP](#)




| Item           | Model No.              | Width | Depth | Height | Ship Wt | Cubic Ft |
|----------------|------------------------|-------|-------|--------|---------|----------|
| BOLSTER PILLOW | 01-1806BP              | 18    | 6     | 6      | 2       | 2.1      |
|                | 01-1806BPP With Piping | 18    | 6     | 6      | 2       | 2.1      |



Must Specify (in this order):  
Model #  
Primary Upholstery  
Accent Upholstery

|   |              |              |          |          |          |          |          |          |          |          |           |
|---|--------------|--------------|----------|----------|----------|----------|----------|----------|----------|----------|-----------|
| <b>Description</b>  |              |              |          |          |          |          |          |          |          |          |           |
| • Contrasting Upholsteries Available on Pillows With Piping                     |              |              |          |          |          |          |          |          |          |          |           |
| • Directional Upholstery May Not Match from Pillow to Pillow Due to Application |              |              |          |          |          |          |          |          |          |          |           |
| <b>List Price/Grade</b>   | <b>Yards</b> | <b>COM/1</b> | <b>2</b> | <b>3</b> | <b>4</b> | <b>5</b> | <b>6</b> | <b>7</b> | <b>8</b> | <b>9</b> | <b>10</b> |
| Single Upholstery   | 1.00         | \$ 298       | 347      | 388      | 428      | 489      | 551      | 640      | 731      | 839      | 962       |
| Single Upholstery with Piping   | 1.00         | \$ 451       | 500      | 541      | 581      | 642      | 704      | 793      | 884      | 992      | 1115      |
| Contrasting Upholstery  |              |              |          |          |          |          |          |          |          |          |           |
| Primary   | 1.00         | \$ 495       | 544      | 585      | 625      | 686      | 748      | 837      | 928      | 1036     | 1159      |
| Accent  | 1.00         | \$ 0         | 49       | 90       | 130      | 191      | 253      | 342      | 433      | 541      | 664       |


|                         |                         |    |   |    |   |     |
|-------------------------|-------------------------|----|---|----|---|-----|
| 23" SQUARE THROW PILLOW | 01-2323TPS              | 23 | 6 | 23 | 3 | 2.1 |
|                         | 01-2323TPSP With Piping | 23 | 6 | 23 | 3 | 2.1 |



Must Specify (in this order):  
Model #  
Primary Upholstery  
Accent Upholstery

|   |              |              |          |          |          |          |          |          |          |          |           |
|---|--------------|--------------|----------|----------|----------|----------|----------|----------|----------|----------|-----------|
| <b>Description</b>  |              |              |          |          |          |          |          |          |          |          |           |
| • Contrasting Upholsteries Available on Pillows With Piping                     |              |              |          |          |          |          |          |          |          |          |           |
| • Directional Upholstery May Not Match from Pillow to Pillow Due to Application |              |              |          |          |          |          |          |          |          |          |           |
| <b>List Price/Grade</b>   | <b>Yards</b> | <b>COM/1</b> | <b>2</b> | <b>3</b> | <b>4</b> | <b>5</b> | <b>6</b> | <b>7</b> | <b>8</b> | <b>9</b> | <b>10</b> |
| Single Upholstery   | 1.00         | \$ 246       | 295      | 336      | 376      | 437      | 499      | 588      | 679      | 787      | 910       |
| Single Upholstery with Piping   | 1.00         | \$ 375       | 424      | 465      | 505      | 566      | 628      | 717      | 808      | 916      | 1039      |
| Contrasting Upholstery  |              |              |          |          |          |          |          |          |          |          |           |
| Primary   | 1.00         | \$ 419       | 468      | 509      | 549      | 610      | 672      | 761      | 852      | 960      | 1083      |
| Accent  | 1.00         | \$ 0         | 49       | 90       | 130      | 191      | 253      | 342      | 433      | 541      | 664       |

|                         |                         |    |   |    |   |     |
|-------------------------|-------------------------|----|---|----|---|-----|
| 17" SQUARE THROW PILLOW | 01-1717TPS              | 17 | 6 | 17 | 3 | 2.1 |
|                         | 01-1717TPSP With Piping | 17 | 6 | 17 | 3 | 2.1 |



Must Specify (in this order):  
Model #  
Primary Upholstery  
Accent Upholstery

|   |              |              |          |          |          |          |          |          |          |          |           |
|---|--------------|--------------|----------|----------|----------|----------|----------|----------|----------|----------|-----------|
| <b>Description</b>  |              |              |          |          |          |          |          |          |          |          |           |
| • Contrasting Upholsteries Available on Pillows With Piping                     |              |              |          |          |          |          |          |          |          |          |           |
| • Directional Upholstery May Not Match from Pillow to Pillow Due to Application |              |              |          |          |          |          |          |          |          |          |           |
| <b>List Price/Grade</b>   | <b>Yards</b> | <b>COM/1</b> | <b>2</b> | <b>3</b> | <b>4</b> | <b>5</b> | <b>6</b> | <b>7</b> | <b>8</b> | <b>9</b> | <b>10</b> |
| Single Upholstery   | 1.00         | \$ 225       | 274      | 315      | 355      | 416      | 478      | 567      | 658      | 766      | 889       |
| Single Upholstery with Piping   | 1.00         | \$ 342       | 391      | 432      | 472      | 533      | 595      | 684      | 775      | 883      | 1006      |
| Contrasting Upholstery  |              |              |          |          |          |          |          |          |          |          |           |
| Primary   | 1.00         | \$ 386       | 435      | 476      | 516      | 577      | 639      | 728      | 819      | 927      | 1050      |
| Accent  | 1.00         | \$ 0         | 49       | 90       | 130      | 191      | 253      | 342      | 433      | 541      | 664       |

For ordering options, [see overview at the beginning of this section.](#)

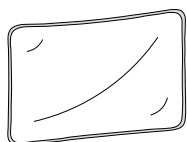

# Indiana

## FURNITURE

# CUSH

## ACCENT PILLOWS

| Item                              | Model No.               | Width | Depth | Height | Ship Wt | Cubic Ft |
|-----------------------------------|-------------------------|-------|-------|--------|---------|----------|
| 19"x11" RECTANGLE<br>THROW PILLOW | 01-1911TPR              | 19    | 4     | 11     | 2       | 2.1      |
|                                   | 01-1911TPRP With Piping | 19    | 4     | 11     | 2       | 2.1      |



With Piping

Must Specify (in this order):


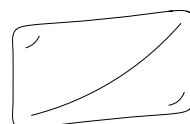
Model #  
Primary Upholstery  
Accent Upholstery

### Description

- Contrasting Upholsteries Available on Pillows With Piping
- Directional Upholstery May Not Match from Pillow to Pillow Due to Application

| List Price/Grade                 | Yards | COM/1  | 2   | 3   | 4   | 5   | 6   | 7   | 8   | 9   | 10   |
|----------------------------------|-------|--------|-----|-----|-----|-----|-----|-----|-----|-----|------|
| Single Upholstery                | 1.00  | \$ 254 | 303 | 344 | 384 | 445 | 507 | 596 | 687 | 795 | 918  |
| Single Upholstery<br>with Piping | 1.00  | \$ 381 | 430 | 471 | 511 | 572 | 634 | 723 | 814 | 922 | 1045 |
| Contrasting Upholstery           |       |        |     |     |     |     |     |     |     |     |      |
| Primary                          | 1.00  | \$ 425 | 474 | 515 | 555 | 616 | 678 | 767 | 858 | 966 | 1089 |
| Accent                           | 1.00  | \$ 0   | 49  | 90  | 130 | 191 | 253 | 342 | 433 | 541 | 664  |

|                                  |                         |    |   |   |   |     |
|----------------------------------|-------------------------|----|---|---|---|-----|
| 14"x7" RECTANGLE<br>THROW PILLOW | 01-1407TPR              | 14 | 4 | 7 | 2 | 1.0 |
|                                  | 01-1407TPRP With Piping | 14 | 4 | 7 | 2 | 1.0 |



With Piping

Must Specify (in this order):

Model #  
Primary Upholstery  
Accent Upholstery

### Description

- Contrasting Upholsteries Available on Pillows With Piping
- Directional Upholstery May Not Match from Pillow to Pillow Due to Application

| List Price/Grade                 | Yards | COM/1  | 2   | 3   | 4   | 5   | 6   | 7   | 8   | 9   | 10   |
|----------------------------------|-------|--------|-----|-----|-----|-----|-----|-----|-----|-----|------|
| Single Upholstery                | 1.00  | \$ 221 | 270 | 311 | 351 | 412 | 474 | 563 | 654 | 762 | 885  |
| Single Upholstery<br>with Piping | 1.00  | \$ 339 | 388 | 429 | 469 | 530 | 592 | 681 | 772 | 880 | 1003 |
| Contrasting Upholstery           |       |        |     |     |     |     |     |     |     |     |      |
| Primary                          | 1.00  | \$ 383 | 432 | 473 | 513 | 574 | 636 | 725 | 816 | 924 | 1047 |
| Accent                           | 1.00  | \$ 0   | 49  | 90  | 130 | 191 | 253 | 342 | 433 | 541 | 664  |

For ordering options, [see overview at the beginning of this section.](#)

# **COM/COL & Graded-In Programs**

## COM - CUSTOMER'S OWN MATERIAL

All Indiana Furniture seating is available with material furnished by the customer. Refer to grade 1 for list prices. Refer to individual model number for COM yardage requirements. The listed COM yardage requirement is based on the use of non-directional upholstery 54" wide for a quantity of one chair. Extra upholstery is required to match any pattern with a repeat, either vertically or horizontally. Use the chart below as a guide to add to plain COM yardage requirements listed in the price list.

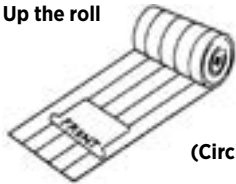
For multiple chair quantities, contact customer service to optimize the yardage per chair at 800-422-5727.

| Upholstery | Plain      | 2" - 14" | 15" - 27" | 28" - 36" |
|------------|------------|----------|-----------|-----------|
| Width      | Upholstery | Repeat   | Repeat    | Repeat    |
| 54"        | 0%         | 10%      | 25%       | 30%       |

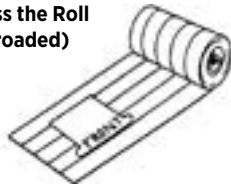
Note: Upholsteries less than 54" wide will not be accepted.

Due to the upholstering process used by Indiana Furniture, some COM upholsteries are considered directional that may not be considered directional by the upholstery supplier. All Upholstery COM's are cut "up the roll" and all vinyls are cut "across the roll" by Indiana Furniture unless otherwise directed by the customer (see below). All directional upholsteries on Indiana Furniture frames match both vertically and horizontally. If you do not desire repeat match, please specify on order.

Up the roll



Across the Roll  
(Railroaded)



(Circle One)

Note: Directional upholsteries, such as stripes, patterns and plaids may not meet your satisfaction due to contoured shapes and tufting of some models. Should you require such a selection, we will upholster as perfect as possible, but such orders are not subject to return. If in doubt, contact your Indiana Furniture Customer Service Representative prior to placing the order.

## COM/COL ORDERING INSTRUCTIONS:

Fill out the form below and attach sample according to instructions on reverse side of form. **COM's/COL's must meet and include written confirmation from the supplier verifying CALTB 117-2013 compliance and you must designate the flammability materials within for the TB 117-2013 label.** Check the box above to comply with California Business and Professions Code Section 19094. Failure to complete these forms and supply samples will delay the scheduling of the purchase order. Orders will not be scheduled until upholstery is received from the supplier. Upholstery should not be ordered until Indiana Furniture has verified the yardage required.

Check one: ☐ COM ☐ COL

Dealer Name \_\_\_\_\_ Phone \_\_\_\_\_ Email \_\_\_\_\_

Contact Person \_\_\_\_\_ City \_\_\_\_\_ State \_\_\_\_\_ Zip \_\_\_\_\_

Mill/Supplier \_\_\_\_\_ Pattern \_\_\_\_\_ Color \_\_\_\_\_

Repeat Inches: Horizontal \_\_\_\_\_ Vertical \_\_\_\_\_ Directional: Up the Roll / RailRoad

*Note: Required upholstery width is 54".*

Face Reversible: Yes / No

Product COM/COL is to be applied to:

1) Model # \_\_\_\_\_ Qty\* \_\_\_\_\_ Ydg. Ea. \_\_\_\_\_ x Repeat \_\_\_\_\_ = \_\_\_\_\_ Yds.

2) Model # \_\_\_\_\_ Qty\* \_\_\_\_\_ Ydg. Ea. \_\_\_\_\_ x Repeat \_\_\_\_\_ = \_\_\_\_\_ Yds.

\* For multiple chair quantities, contact customer service to optimize the yardage required.

## FOR OFFICE USE ONLY:

Advise dealer of COM/COL Rqd: \_\_\_\_\_ Signed: \_\_\_\_\_

CSR

Notes: \_\_\_\_\_

## COL - CUSTOMER'S OWN LEATHER

Indiana Furniture is pleased to accommodate COL selections whenever this special need arises. Refer to grade 1 for list prices. To calculate COL requirements, multiply the COM yardage required times 18 (1 yard of upholstery = 18 sq. ft. of usable leather). Customer's own leather specifications for Indiana Furniture seating shown within the price list are based on an average hide size of 45-50 square feet.

All square footage requirements are based on usable footage. The shape of a hide and the usable, clean footage may make it necessary for us to request more leather after COL is received.

Please note leather is a natural product, and variation in texture is a pleasing quality belonging exclusively to high grade, full top grain leathers.

**Indiana Furniture reserves the right to inspect, approve, or reject any COM/COL upholstery. Once approved, Indiana Furniture cannot assume responsibility for the durability or tailoring quality of COM/COL material.**

## COM/COL Ordering Instructions:

1. Include a 6" sample of the upholstery stapled to the order indicating which side is to be exposed.
2. If COM has a pattern or stripe, indicate whether to apply vertically or horizontally. All stripes will be applied vertically unless specified otherwise.
3. Specify the upholstery supplier's name, upholstery pattern, pattern color, and pattern number.


For TB 117-2013, the upholstery materials in this product (check one):

\_\_\_\_\_ contain added flame retardant chemicals

\_\_\_\_\_ contain NO added flame retardant chemicals

TOP

**6" x 6"**  
**Sample**



TOP



**NOTE IMPORTANT REQUIRED INSTRUCTIONS:**

Attach sample showing exposed side and mark direction upholstery is to be applied.

**Form & Upholstery Swatch should be sent to:**

Indiana Furniture  
Attn Customer Service  
1224 Mill Street  
Jasper, IN 47546

**COM/COL should be sent to:**

Indiana Furniture  
1224 Mill Street  
Jasper, IN 47546

A Packing Slip Must Be Included

**Checklist**

Have you completed the following requirements?

- 1) ☐ Attached Sample
- 2) ☐ Marked Direction
- 3) ☐ Verified Yardage with Indiana Furniture
- 4) ☐ Have upholstery tagged with your company name
- 5) ☐ Have upholstery tagged with your purchase order #
- 6) ☐ Have your vendor list their name, pattern, color and yardage on the packing list

Do Not Order Upholstery Until Indiana Furniture Has Calculated Yardage

| Pattern Name             | Price Grade | Pattern Name             | Price Grade | Pattern Name            | Price Grade |
|--------------------------|-------------|--------------------------|-------------|-------------------------|-------------|
| A New Twist .....        | 5           | Kapow .....              | 5           | Taurus.....             | 8           |
| Alameda .....            | 6           | Kazam .....              | 5           | Technohound .....       | 6           |
| Alexandria.....          | 7           | La Piazza .....          | 7           | Tolstoy.....            | 7           |
| April .....              | 9           | Lafayette.....           | 5           | Top Coats .....         | 7           |
| Baby Bear.....           | 6           | Lancaster.....           | 4           | Travel Roadies.....     | 5           |
| Bacci .....              | 7           | Landfall .....           | 8           | Tumbleweed.....         | 7           |
| Baltic-O.....            | 8           | Limerick .....           | 9           | Twinkle Sky.....        | 7           |
| Beach Blanket .....      | 7           | Loomis.....              | 8           | Twinkle Tapestry .....  | 7           |
| Big Bang .....           | 5           | Lucid Lines.....         | 8           | Udderly Perfected ..... | 8           |
| Bleecker.....            | 3           | Ludlow .....             | 4           | Ultra Air .....         | 8           |
| Bloom.....               | 7           | Lumber Jack .....        | 9           | Undercover .....        | 6           |
| Bonnie.....              | 5           | Lumber Jane .....        | 9           | Varick.....             | 4           |
| Boswell.....             | 3           | Mammoth Deception.....   | 8           | Velvet Gloves.....      | 6           |
| Bronte.....              | 7           | Mesa.....                | 7           | Vintage Glaze.....      | 6           |
| Buckaroo .....           | 8           | Metal Mesh.....          | 9           | Westerly.....           | 7           |
| Bull's Eye .....         | 9           | Metro .....              | 6           | Western Willie.....     | 6           |
| Bye Bye Birdie .....     | 6           | Mindbender .....         | 7           | Wishes.....             | 5           |
| Calf Crazy .....         | 8           | Minotaurus.....          | 8           | Wow.....                | 5           |
| Canyon.....              | 4           | Miragi-O .....           | 8           | Zoots.....              | 8           |
| Catwalk .....            | 10          | Mock Croc .....          | 6           | Zyon .....              | 6           |
| Cheap Seats .....        | 6           | Morph .....              | 7           |                         |             |
| Chimera.....             | 6           | My Way .....             | 8           |                         |             |
| City Slicker.....        | 6           | Nightingale.....         | 6           |                         |             |
| Conga .....              | 7           | Not-A-Hide.....          | 5           |                         |             |
| Copy Cow.....            | 4           | Out and About.....       | 8           |                         |             |
| Cornered.....            | 7           | Outer Limits .....       | 9           |                         |             |
| Cosmic Expressions ..... | 8           | Pacific-O .....          | 8           |                         |             |
| Cowtown .....            | 6           | Palms .....              | 7           |                         |             |
| Crosshatch .....         | 5           | Parley.....              | 4           |                         |             |
| Dash of Color .....      | 6           | Party Boat.....          | 8           |                         |             |
| Dazzler.....             | 8           | Persuasion.....          | 4           |                         |             |
| Essex.....               | 4           | Phantasea.....           | 8           |                         |             |
| Extra Celestial.....     | 7           | Phoenix.....             | 4           |                         |             |
| Fionna .....             | 5           | Plastic Basket .....     | 5           |                         |             |
| Fulton .....             | 4           | Renna .....              | 7           |                         |             |
| Garden Gems .....        | 8           | Ripple in Time .....     | 6           |                         |             |
| Gazebo.....              | 8           | Ritzi .....              | 5           |                         |             |
| Gelato .....             | 7           | Roseus Regatta .....     | 10          |                         |             |
| Glaze.....               | 5           | Shagreen .....           | 5           |                         |             |
| Greenwich.....           | 4           | Shiki Silk .....         | 5           |                         |             |
| Greenwood .....          | 4           | Shiny Hide.....          | 9           |                         |             |
| Grit .....               | 7           | Silicone Grid .....      | 9           |                         |             |
| Halsey.....              | 8           | Silicone Mountain .....  | 9           |                         |             |
| Handloom.....            | 7           | Silicone Prime .....     | 8           |                         |             |
| Hansel.....              | 7           | Silicone Slopes.....     | 9           |                         |             |
| Haywire .....            | 8           | Silvertex .....          | 5           |                         |             |
| Hemingway.....           | 7           | Simply Chenille.....     | 6           |                         |             |
| Hemp Canvas .....        | 6           | Simply Hyde .....        | 6           |                         |             |
| Henderson.....           | 4           | Sistine.....             | 6           |                         |             |
| Highland .....           | 6           | Sky Writing .....        | 6           |                         |             |
| Hitch .....              | 5           | Sleek .....              | 6           |                         |             |
| Horizon .....            | 7           | Space Cow .....          | 6           |                         |             |
| Hudson.....              | 4           | Splash.....              | 6           |                         |             |
| Hues .....               | 5           | Spree .....              | 8           |                         |             |
| Hula Hoop .....          | 6           | Sticks and Strings ..... | 6           |                         |             |
| Huxley .....             | 7           | Stitch In Time .....     | 7           |                         |             |
| Interlace.....           | 5           | Stripes.....             | 8           |                         |             |
| Jigsaw .....             | 6           | Suits .....              | 8           |                         |             |
| Kaleidoscope.....        | 5           | Tartan .....             | 8           |                         |             |

Indiana Furniture strives to make as many upholsteries available as possible. However, it is not practical for us to test every offering on every chair as it is made available. If you have any concerns about our ability to upholster your selection on a particular frame please contact us and we will be glad to order a memo sample from this supplier for testing. Call Customer Service at 800.422.5727.

For Anzea Samples Call 817-336-2310 or Visit [www.anzea.com](http://www.anzea.com)

| Pattern Name    | Price Grade | Pattern Name      | Price Grade | Pattern Name   | Price Grade | Pattern Name | Price Grade |
|-----------------|-------------|-------------------|-------------|----------------|-------------|--------------|-------------|
| Aberdeen        | 7           | Fiji              | 6           | Mirror, Mirror | 7           | Strata©      | 5           |
| Alpha           | 6           | Flora             | 4           | Montage        | 7           | Streamline   | 5           |
| Ambiance        | 5           | Fragment          | 8           | Moon Beam      | 7           | Sukhala      | 7           |
| Angle           | 6           | Francesca Wool    | 9           | Moon Beam 2    | 7           | Summit       | 4           |
| Apex            | 7           | Francesca Wool li | 9           | Morgan         | 6           | Sundial      | 7           |
| Apollo          | 6           | Frontier          | 4           | Morocco        | 7           | Sync         | 6           |
| Arabesque       | 7           | Galaxy            | 7           | Nahouri        | 7           | Tailored     | 6           |
| Arashi          | 7           | Gamma             | 5           | Navigator      | 7           | Talavera     | 9           |
| Around          | 7           | Gardenia          | 6           | Network        | 9           | Tally        | 5           |
| Astor           | 6           | Gatsby            | 5           | Oculus         | 6           | Tectonic     | 5           |
| Athena          | 6           | Gem               | 5           | Odyssey        | 6           | The Plaid    | 9           |
| Atmosphere      | 3           | Geostitch         | 8           | Ombre Petal    | 7           | Tick-Tock    | 7           |
| Atomic          | 8           | Gianni            | 6           | Omega          | 6           | Tiebele      | 7           |
| Aura            | 4           | Glam              | 6           | Palatine       | 6           | Transform    | 4           |
| Axis            | 7           | Glinda            | 8           | Palatine 2     | 6           | Traverse     | 7           |
| Bali            | 9           | Glo               | 6           | Paragon        | 8           | Tritik       | 7           |
| Block Petal     | 7           | Great Wall        | 7           | Paxton         | 7           | Urban©       | 7           |
| Boardwalk       | 5           | Grid              | 6           | Perspective    | 7           | Vanderbilt   | 6           |
| Bocce           | 7           | Hanji             | 7           | Plateau        | 7           | Vault        | 6           |
| Brayer Flower©  | 7           | Harlequin         | 7           | Polished       | 6           | Velocity     | 7           |
| Bronco          | 6           | High Rise         | 7           | Polo           | 7           | Venture      | 8           |
| Burkina         | 7           | Highlands         | 8           | Posh           | 7           | Victoria     | 7           |
| Cadence         | 6           | Hush              | 6           | Primavera      | 6           | Vineyard     | 9           |
| Calais Stripe   | 8           | Illusion          | 4           | Quest          | 8           | Vivo         | 7           |
| Caress          | 8           | Illusion 2        | 4           | Radius         | 7           | Volt         | 9           |
| Carnival        | 6           | Infrastructure    | 9           | Raya           | 7           | Wanderer     | 9           |
| Cavo            | 8           | Insight           | 3           | Reality Check  | 6           | Watson       | 4           |
| Centring Stripe | 6           | Intaglio          | 6           | Rodeo          | 4           | Welsh Check  | 8           |
| Ceramica        | 7           | Intaglio 2        | 6           | Rodeo 2        | 4           | Windlass     | 8           |
| Channel         | 6           | Intersect         | 6           | Rogue          | 7           | York Plaid   | 8           |
| Chroma          | 6           | Interstate        | 6           | Roundabout©    | 5           | Zip          | 8           |
| Cirque          | 7           | Iona              | 5           | Samsara        | 5           | Zipline      | 7           |
| Coastline       | 5           | Isabella          | 5           | Sanganeri      | 7           |              |             |
| Column          | 6           | Itajime           | 7           | Santa Fe       | 7           |              |             |
| Compass         | 7           | Jive              | 6           | Santorini      | 8           |              |             |
| Connect         | 9           | Journey           | 7           | Saxon          | 7           |              |             |
| Contour         | 5           | Kaolin            | 6           | Sea Willow     | 7           |              |             |
| Cosmos          | 6           | Katano            | 6           | Sector         | 7           |              |             |
| Crescendo       | 7           | Key               | 6           | Sherlock       | 5           |              |             |
| Crystal         | 5           | Kirigami          | 7           | Sherlock 2     | 5           |              |             |
| Dakota          | 5           | Kuba              | 7           | Shimmer        | 5           |              |             |
| Dakota 2        | 5           | Kumo              | 7           | Shimmer 2      | 5           |              |             |
| Daytona         | 7           | Legacy            | 6           | Silverado      | 5           |              |             |
| Delphi          | 5           | Legend            | 7           | Silverado 2    | 5           |              |             |
| Delta           | 5           | Leonardo©         | 7           | Skye           | 7           |              |             |
| Drifter         | 5           | Linea             | 7           | Soho           | 4           |              |             |
| Durango         | 4           | Loara             | 7           | Solar          | 3           |              |             |
| Dynasty         | 6           | Lore              | 7           | Solitude       | 8           |              |             |
| Eden            | 7           | Lunette           | 8           | Sonata Stripe  | 7           |              |             |
| Elementary      | 8           | Luxe              | 7           | Sonic          | 7           |              |             |
| Elevado         | 7           | Lyre              | 5           | Spectrum       | 5           |              |             |
| Embrace         | 5           | Lytic             | 7           | Speedway       | 7           |              |             |
| Emerson         | 4           | Majorca           | 7           | Sphere         | 8           |              |             |
| Empress         | 5           | Marquee           | 7           | Spin           | 7           |              |             |
| Encore          | 5           | Mason             | 7           | Spinnaker      | 7           |              |             |
| Engrave         | 6           | Mason Stripe      | 7           | Spirit         | 5           |              |             |
| Equinox         | 5           | Meadow            | 7           | Square One     | 8           |              |             |
| Etch©           | 5           | Meridian©         | 7           | Staccato       | 7           |              |             |
| Evolution       | 8           | Mesa              | 5           | Stallion       | 4           |              |             |

Indiana Furniture strives to make as many upholsteries available as possible. However, it is not practical for us to test every offering on every chair as it is made available. If you have any concerns about our ability to upholster your selection on a particular frame please contact us and we will be glad to order a memo sample from this supplier for testing. Call Customer Service at 800.422.5727.

For Arc Com Memo Samples Call: 800-223-5466 or Visit [arc-com.com](http://arc-com.com)

| Pattern Name           | Price Grade | Pattern Name              | Price Grade | Pattern Name           | Price Grade | Pattern Name           | Price Grade |
|------------------------|-------------|---------------------------|-------------|------------------------|-------------|------------------------|-------------|
| 45 RPM.....            | 4           | Buenos Aires .....        | 6           | Cutting Edge.....      | 7           | Friendship .....       | 6           |
| 57 Chevron.....        | 7           | Burlington .....          | 6           | Dakar .....            | 5           | Fronde .....           | 8           |
| 78 RPM.....            | 5           | Cabin .....               | 8           | Dakota .....           | 6           | Front Desk.....        | 5           |
| Adare Manor.....       | 5           | Cadillac .....            | 6           | Damen .....            | 5           | Furstenberg.....       | 3           |
| Adlon .....            | 9           | Calabazas .....           | 6           | Dance Line .....       | 7           | Gaia .....             | 6           |
| Affinity .....         | 7           | Calf .....                | 9           | Dance Party .....      | 6           | Gala .....             | 6           |
| Allure .....           | 7           | Calyx.....                | 8           | Dante .....            | 8           | Galleon.....           | 5           |
| Amagansett.....        | 8           | Cambric .....             | 6           | Dapple.....            | 8           | Ganesha.....           | 9           |
| Americas Cup.....      | 5           | Cancan .....              | 6           | Dash.....              | 5           | Gate House .....       | 5           |
| Andromeda.....         | 6           | Cape Town .....           | 6           | Daydream.....          | 4           | Gecko .....            | 9           |
| Anemone.....           | 7           | Caracas .....             | 7           | Debonair.....          | 4           | Getaway.....           | 8           |
| Animal .....           | 6           | Carat.....                | 7           | Deco District.....     | 7           | Gia .....              | 8           |
| Annual .....           | 8           | Cardiff.....              | 6           | Digital.....           | 8           | Gilded Age .....       | 9           |
| Antico .....           | 8           | Carrel .....              | 7           | District.....          | 4           | Gilligan .....         | 6           |
| Aperture .....         | 5           | Casco .....               | 8           | Division .....         | 8           | Glint .....            | 6           |
| Aphrodisiac.....       | 6           | Catch Me If You Can ..... | 6           | Doric .....            | 6           | Glissette.....         | 6           |
| Array .....            | 7           | Catty Corner.....         | 5           | Draper .....           | 6           | Glitz.....             | 6           |
| Artesima .....         | 9           | Catwalk .....             | 6           | Dream Weaver.....      | 6           | Good Day Sunshine..... | 7           |
| Astronomy .....        | 7           | Cavern Club .....         | 6           | Drizzle .....          | 5           | Grasscloth .....       | 4           |
| Athena.....            | 6           | Cetus.....                | 6           | Dublin .....           | 4           | Great Dane .....       | 7           |
| Atherton .....         | 6           | Chain Link .....          | 5           | Dumbo .....            | 4           | Great Pretender.....   | 5           |
| Aura .....             | 6           | Chaise.....               | 6           | Duomo .....            | 7           | Grenelle.....          | 7           |
| Autobahn .....         | 5           | Chambray.....             | 8           | Duotone.....           | 8           | Griffin.....           | 6           |
| Aventura .....         | 6           | Champagne.....            | 7           | Dupioni.....           | 5           | Haberdasher .....      | 5           |
| B and B .....          | 5           | Charleston.....           | 6           | Edge.....              | 6           | Hampstead .....        | 5           |
| Baby I Am A Star ..... | 6           | Charlotte.....            | 5           | Editor.....            | 9           | Happy .....            | 8           |
| Badlands.....          | 6           | Charted .....             | 9           | Element.....           | 6           | Harbor Lights .....    | 5           |
| Bal Harbour .....      | 6           | Charted Reverse.....      | 9           | Emergent.....          | 8           | Harmony.....           | 7           |
| Balcony .....          | 7           | Chatterbox.....           | 7           | Enamored.....          | 4           | Hashtag.....           | 7           |
| Bamboozled .....       | 6           | Chauffeur.....            | 5           | English Leather.....   | 6           | Haute Seat .....       | 9           |
| Bargello.....          | 8           | Check Out .....           | 6           | English Suede .....    | 6           | Havana .....           | 8           |
| Barnard .....          | 8           | Chenille Waistcoat.....   | 5           | Enthusiast.....        | 7           | Haven.....             | 4           |
| Bauble .....           | 7           | Chronicle .....           | 8           | Epingle.....           | 5           | Healthy.....           | 8           |
| Bayside .....          | 8           | Cirque.....               | 6           | Equestrian .....       | 7           | Heritage.....          | 6           |
| Beachcomb.....         | 7           | Cirrus .....              | 7           | Equus.....             | 5           | Hgi Reed.....          | 4           |
| Bedrock.....           | 6           | Classic .....             | 9           | Estoile.....           | 7           | High Noon.....         | 5           |
| Beehive .....          | 5           | Clipper.....              | 7           | Etienne.....           | 5           | Highway .....          | 6           |
| Ben Day .....          | 5           | Clique .....              | 6           | Evolution .....        | 7           | Himalayan .....        | 8           |
| Bergerac .....         | 6           | Clydesdale.....           | 4           | Excursion.....         | 8           | Hint.....              | 5           |
| Berkshire .....        | 6           | Coalesce .....            | 8           | Fabiana .....          | 6           | Hit Parade .....       | 6           |
| Bermuda.....           | 7           | Coconut Grove.....        | 8           | Fairground .....       | 6           | Hive .....             | 8           |
| Biarritz.....          | 5           | Coexist .....             | 8           | Fashionista.....       | 6           | Holmes .....           | 8           |
| Big Bird.....          | 6           | Collins Ave .....         | 8           | Fibonacci.....         | 8           | Holstein.....          | 5           |
| Big Game.....          | 6           | Community.....            | 8           | Filly.....             | 6           | Holyoke .....          | 8           |
| Billow .....           | 8           | Composed.....             | 7           | Financier.....         | 5           | Homespun.....          | 6           |
| Bluff .....            | 8           | Cool Comfort.....         | 6           | Fine Gauge.....        | 8           | Hook .....             | 4           |
| Boardwalk .....        | 8           | Coral Gables .....        | 8           | First Class.....       | 7           | How Dashing .....      | 6           |
| Bobbin.....            | 4           | Corddry .....             | 6           | Fit .....              | 6           | Hudson Yards.....      | 5           |
| Boheme .....           | 5           | Corinthian.....           | 5           | Flagship .....         | 5           | Hush.....              | 4           |
| Boston .....           | 6           | Couture .....             | 6           | Flannella .....        | 8           | Hyde.....              | 7           |
| Boucle .....           | 7           | Cowboy .....              | 5           | Flights of Fancy.....  | 7           | Icon .....             | 8           |
| Boudoir .....          | 5           | Crazy Horse .....         | 5           | Flourish .....         | 7           | Ingenious.....         | 8           |
| Boulevard .....        | 6           | Crepon.....               | 5           | Flow .....             | 5           | Inline .....           | 6           |
| Brick and Mortar.....  | 5           | Crew.....                 | 5           | Flower Market.....     | 7           | Insideout.....         | 9           |
| Brigantine.....        | 7           | Crossover.....            | 5           | Foiled.....            | 5           | Inspire.....           | 8           |
| Brompton.....          | 5           | Cruise.....               | 8           | Folio.....             | 5           | Interlock.....         | 7           |
| Bryn Mawr.....         | 8           | Cupertino .....           | 9           | Follow the Leader..... | 6           | Intersect.....         | 6           |
| Buccaneer .....        | 7           | Cupid .....               | 5           | Fridays.....           | 6           | Intricato .....        | 7           |

*Architex continues on next page.*

Indiana Furniture strives to make as many upholsteries available as possible. However, it is not practical for us to test every offering on every chair as it is made available. If you have any concerns about our ability to upholster your selection on a particular frame please contact us and we will be glad to order a memo sample from this supplier for testing. Call Customer Service at 800.422.5727.

For Architex Samples Call 800.621.0827 or Visit [www.architex-ijh.com](http://www.architex-ijh.com)



| Pattern Name         | Price Grade | Pattern Name             | Price Grade | Pattern Name         | Price Grade | Pattern Name         | Price Grade |
|----------------------|-------------|--------------------------|-------------|----------------------|-------------|----------------------|-------------|
| Irresistible.....    | 9           | Missing Link.....        | 7           | Positano.....        | 8           | Reign.....           | 7           |
| Irving.....          | 4           | Missonly.....            | 5           | Posy.....            | 8           | Relax.....           | 4           |
| Isle.....            | 8           | Moda.....                | 6           | Preppy Handbook..... | 5           | Resort.....          | 8           |
| Jackpot.....         | 6           | Monarchy.....            | 6           | Prescription.....    | 6           | Reverie.....         | 4           |
| James Dean.....      | 6           | Monolith.....            | 6           | Presence.....        | 8           | Revival.....         | 6           |
| Javelin.....         | 4           | Montauk.....             | 8           | Prestige.....        | 4           | Ring Toss.....       | 6           |
| Juliet.....          | 5           | Montmartre.....          | 6           | Pretty.....          | 5           | Ripples.....         | 8           |
| Jump For Joy.....    | 7           | Mount McKinley.....      | 6           | Printemps.....       | 8           | Riva.....            | 8           |
| Just Dandy.....      | 5           | Moxie.....               | 7           | Privateer.....       | 9           | Rocky Mountain.....  | 6           |
| Kainai.....          | 5           | Mr Eddie.....            | 8           | Progress.....        | 8           | Roman.....           | 6           |
| Kent.....            | 8           | Muslin.....              | 4           | Propel.....          | 5           | Room Service.....    | 4           |
| Kettering.....       | 8           | Mustang.....             | 3           | Pumice.....          | 6           | Rose Hill.....       | 5           |
| Kindred.....         | 8           | Nakoda.....              | 5           | Purcell.....         | 8           | Royale.....          | 6           |
| Knowledge.....       | 8           | Nest.....                | 8           | Pureachic.....       | 6           | Rugged.....          | 7           |
| Koi Lily.....        | 7           | New Deal.....            | 6           | Pureapex.....        | 6           | Ruth.....            | 7           |
| Laceum.....          | 9           | Nili.....                | 7           | Pureasana.....       | 5           | Ryder.....           | 6           |
| Lake Como.....       | 6           | No Strings Attached..... | 6           | Purebotanica.....    | 7           | Sag Harbor.....      | 8           |
| Lakota.....          | 5           | Nonchalant.....          | 6           | Purebrindle.....     | 6           | Salt Spring.....     | 7           |
| Lavish.....          | 5           | Ocean Drive.....         | 7           | Purechallis.....     | 6           | Sandbox.....         | 6           |
| Leatheretta.....     | 6           | Officine.....            | 6           | Purechenille.....    | 6           | Sandwashed.....      | 6           |
| Legacy.....          | 5           | Olympus.....             | 6           | Purechic.....        | 6           | Schooner.....        | 7           |
| Legend.....          | 6           | Orchestra.....           | 8           | Purecoco.....        | 6           | Science.....         | 6           |
| Leisure.....         | 6           | Organza.....             | 6           | Purecorduroy.....    | 6           | Scottie.....         | 6           |
| Lennon.....          | 8           | Orion.....               | 6           | Purecurlicue.....    | 6           | Scottsdale.....      | 6           |
| Line Dance.....      | 5           | Otto.....                | 8           | Puredeco.....        | 7           | Seabed.....          | 8           |
| Line Drive.....      | 5           | Outfit.....              | 5           | Purefelt.....        | 5           | Seamstress.....      | 5           |
| Linea.....           | 6           | Oxide.....               | 7           | Purefleece.....      | 6           | Seaside.....         | 5           |
| Lodge.....           | 5           | Pagoda.....              | 5           | Pureflow.....        | 5           | Seine.....           | 5           |
| Logoro.....          | 8           | Palo Alto.....           | 9           | Pureglint.....       | 6           | Set Sail.....        | 5           |
| Lombard.....         | 5           | Paola.....               | 6           | Puregratitude.....   | 5           | Shabby and Chic..... | 5           |
| Long Play.....       | 6           | Paramour.....            | 7           | Pureherringbone..... | 6           | Sharkskin.....       | 6           |
| Loom.....            | 4           | Particle.....            | 6           | Purehopsack.....     | 6           | Shetland.....        | 6           |
| Loose Ends.....      | 7           | Patent.....              | 6           | Purekimbo.....       | 6           | Shetland UB.....     | 6           |
| Luca.....            | 5           | Pathway.....             | 8           | Purelinen.....       | 5           | Shilling.....        | 6           |
| Lucy In The Sky..... | 7           | Pearlescent.....         | 8           | Puremeditation.....  | 5           | Shine.....           | 5           |
| Lusso.....           | 7           | Pelle.....               | 9           | Puremindfulness..... | 5           | Shoreline.....       | 8           |
| Luster.....          | 5           | Pendlesome.....          | 7           | Puremod.....         | 7           | Shower.....          | 8           |
| Mademoiselle.....    | 6           | Peony.....               | 6           | Puremontrose.....    | 7           | Shuttle.....         | 4           |
| Mahony.....          | 8           | Percheron.....           | 3           | Purenubuck.....      | 6           | Silicone Swayed..... | 8           |
| Mantle.....          | 6           | Pergola.....             | 6           | Purepanama.....      | 6           | Silicone Tussah..... | 8           |
| Manzanita.....       | 9           | Perlato.....             | 6           | Purepeace.....       | 5           | Skyway.....          | 6           |
| Marais.....          | 6           | Piet.....                | 7           | Pureplait.....       | 6           | Slow Dance.....      | 6           |
| Marquissette.....    | 6           | Pinkerton.....           | 6           | Purepoint.....       | 6           | Soft Spot.....       | 6           |
| Masonry.....         | 5           | Pinna.....               | 8           | Pureshimmer.....     | 6           | Sole.....            | 7           |
| McQueen.....         | 6           | Pipeline.....            | 6           | Pureswill.....       | 6           | Sound Bite.....      | 8           |
| Meadow.....          | 6           | Pisa.....                | 8           | Purevelour.....      | 4           | South Beach.....     | 6           |
| Meander.....         | 6           | Piscina.....             | 5           | Purevelvet.....      | 6           | Space Oddity.....    | 7           |
| Membership.....      | 6           | Pivot.....               | 7           | Purevogue.....       | 7           | Spectacle.....       | 6           |
| Merchant.....        | 6           | Pixel.....               | 5           | Pureweave.....       | 6           | Spencer.....         | 10          |
| Merrill.....         | 7           | Plaid All Over.....      | 6           | Purewicker.....      | 5           | Spoonful.....        | 5           |
| Metallurgic.....     | 6           | Plaited.....             | 6           | Qbert.....           | 5           | Sport Jacket.....    | 4           |
| Mid Century.....     | 6           | Platform.....            | 5           | Quarry.....          | 6           | Spotlight.....       | 6           |
| Midday.....          | 7           | Plenty.....              | 3           | Quilt.....           | 6           | Spree.....           | 6           |
| Midlands.....        | 6           | Plunge.....              | 8           | Razzle Dazzle.....   | 4           | St Barts.....        | 5           |
| Midtown.....         | 5           | Pollux.....              | 6           | Rebel.....           | 6           | Stage Bill.....      | 5           |
| Milano.....          | 7           | Poplin.....              | 4           | Reed.....            | 4           | Stagecoach.....      | 5           |
| Mineral.....         | 7           | Port Of Call.....        | 8           | Reef.....            | 7           | Starboard.....       | 8           |
| Mingle.....          | 5           | Porter.....              | 8           | Reel Leather.....    | 8           | Static.....          | 5           |

Architex continues on next page.

Indiana Furniture strives to make as many upholsteries available as possible. However, it is not practical for us to test every offering on every chair as it is made available. If you have any concerns about our ability to upholster your selection on a particular frame please contact us and we will be glad to order a memo sample from this supplier for testing. Call Customer Service at 800.422.5727.

For Architex Samples Call 800.621.0827 or Visit [www.architex-ljh.com](http://www.architex-ljh.com)

| Pattern Name              | Price Grade | Pattern Name             | Price Grade |
|---------------------------|-------------|--------------------------|-------------|
| Steed .....               | 6           | Vanish.....              | 7           |
| Straight Talk .....       | 8           | Vassar.....              | 8           |
| Straight Up.....          | 6           | Vaulted.....             | 5           |
| Stuyvesant .....          | 4           | Veloce.....              | 8           |
| Stylist.....              | 5           | Venue .....              | 5           |
| Submariner .....          | 3           | Verve.....               | 6           |
| Sullivan.....             | 8           | Vitality.....            | 6           |
| Sultan .....              | 4           | Voila .....              | 6           |
| Sun Kissed.....           | 8           | Wade .....               | 6           |
| Sunnyvale.....            | 9           | Waistcoat .....          | 5           |
| Surface .....             | 7           | Wardrobe .....           | 5           |
| Swerve.....               | 5           | Waterford .....          | 6           |
| Sylk.....                 | 8           | Weathered Or Not .....   | 6           |
| Tailor Made .....         | 5           | Wellesley .....          | 8           |
| Takes Two To Tangle ..... | 5           | What The Fray .....      | 5           |
| Tapatio .....             | 6           | Wind Wave .....          | 8           |
| Tattered Tale.....        | 6           | Wish.....                | 7           |
| Tech Tweed.....           | 6           | Wisteria.....            | 7           |
| Telegraph.....            | 5           | Wormwood.....            | 6           |
| Templeton .....           | 5           | Worsted .....            | 6           |
| Tenacious.....            | 6           | Yavapai.....             | 9           |
| Tendril.....              | 7           | Yorkville .....          | 5           |
| Terra .....               | 8           | Your Bird Can Sing ..... | 7           |
| Tessellation .....        | 8           |                          |             |
| Textura .....             | 5           |                          |             |
| Theatre District.....     | 5           |                          |             |
| Theorem .....             | 6           |                          |             |
| Thoroughbred .....        | 3           |                          |             |
| Thrive.....               | 7           |                          |             |
| Timberline .....          | 6           |                          |             |
| Tinseltown.....           | 5           |                          |             |
| Tonic .....               | 5           |                          |             |
| Topsy Turvy .....         | 7           |                          |             |
| Toronto.....              | 6           |                          |             |
| Toulouse .....            | 6           |                          |             |
| Trapunto .....            | 8           |                          |             |
| Treble.....               | 6           |                          |             |
| Tribeca .....             | 5           |                          |             |
| Trident.....              | 4           |                          |             |
| Triumph.....              | 7           |                          |             |
| Try To Resist .....       | 6           |                          |             |
| Turnabout.....            | 6           |                          |             |
| Turtle Bay .....          | 5           |                          |             |
| Tussar .....              | 8           |                          |             |
| Tweed.....                | 4           |                          |             |
| Tweedledee .....          | 6           |                          |             |
| Tweedsmuir .....          | 5           |                          |             |
| Twilleries.....           | 6           |                          |             |
| Twinkle.....              | 6           |                          |             |
| Tycoon.....               | 5           |                          |             |
| Ultrachevron.....         | 7           |                          |             |
| Ultracrush.....           | 7           |                          |             |
| Ultraflannel .....        | 7           |                          |             |
| Ultraluscious.....        | 7           |                          |             |
| Ultraposh.....            | 7           |                          |             |
| Unwind.....               | 4           |                          |             |
| Urban.....                | 6           |                          |             |
| Vache.....                | 9           |                          |             |
| Valencia .....            | 8           |                          |             |
| Valloires .....           | 8           |                          |             |

Indiana Furniture strives to make as many upholsteries available as possible. However, it is not practical for us to test every offering on every chair as it is made available. If you have any concerns about our ability to upholster your selection on a particular frame please contact us and we will be glad to order a memo sample from this supplier for testing. Call Customer Service at 800.422.5727.

For Architex Samples Call 800.621.0827 or Visit [www.architex-ljh.com](http://www.architex-ljh.com)

| Pattern Name                 | Price Grade |
|------------------------------|-------------|
| 24/7 Flax .....              | 6           |
| Aquarius .....               | 5           |
| Armadillo.....               | 7           |
| Blazer.....                  | 6           |
| Blazer Lite .....            | 5           |
| Canopy.....                  | 4           |
| Carlow .....                 | 2           |
| Craggan Flax.....            | 7           |
| Ebb.....                     | 4           |
| Era .....                    | 3           |
| Era 66 .....                 | 3           |
| Gravity.....                 | 3           |
| Halcyon - Aspen.....         | 5           |
| Halcyon - Blossom.....       | 5           |
| Halcyon - Cedar.....         | 5           |
| Hemp.....                    | 6           |
| Honeycomb .....              | 5           |
| Individuo.....               | 6           |
| Kork.....                    | 7           |
| Kyoto .....                  | 5           |
| Landscape - Balance.....     | 6           |
| Landscape - Contact.....     | 6           |
| Lucia .....                  | 3           |
| Main Line Flax.....          | 5           |
| Main Line Flax Stripe .....  | 5           |
| Manhattan.....               | 3           |
| Nettle - Aztec.....          | 7           |
| Nexus.....                   | 4           |
| Oceanic .....                | 4           |
| Patina .....                 | 5           |
| Port .....                   | 3           |
| Regent.....                  | 6           |
| Rivet.....                   | 3           |
| Silk.....                    | 7           |
| Sonus.....                   | 4           |
| Sonus Etch.....              | 4           |
| Sprint.....                  | 3           |
| Sumi.....                    | 4           |
| Synergy.....                 | 6           |
| Synergy 66.....              | 6           |
| Synergy Quilt Channel .....  | 7           |
| Synergy Quilt Chevron .....  | 7           |
| Synergy Quilt Hourglass..... | 7           |
| Touch.....                   | 5           |
| Track .....                  | 6           |
| Yoredale.....                | 7           |
| Zap .....                    | 6           |

Indiana Furniture strives to make as many upholsteries available as possible. However, it is not practical for us to test every offering on every chair as it is made available. If you have any concerns about our ability to upholster your selection on a particular frame please contact us and we will be glad to order a memo sample from this supplier for testing. Call Customer Service at 800.422.5727.

For Camira Samples Call 616.288.0655 or Visit [www.camirafabrics.com](http://www.camirafabrics.com)

| Pattern Name         | Price Grade | Pattern Name        | Price Grade | Pattern Name | Price Grade |
|----------------------|-------------|---------------------|-------------|--------------|-------------|
| Acapella.....        | 6           | Low Line.....       | 8           | Ultra.....   | 7           |
| Alex.....            | 8           | Lush.....           | 6           | Vector.....  | 5           |
| Allure.....          | 5           | Marathon.....       | 7           | Zest.....    | 8           |
| Amplify.....         | 5           | Maxim.....          | 5           |              |             |
| Anagram.....         | 8           | Maxwell Print.....  | 8           |              |             |
| Avenue.....          | 8           | Maxwell Street..... | 9           |              |             |
| Axiom.....           | 9           | Maze.....           | 8           |              |             |
| Basket.....          | 8           | Maze Print.....     | 8           |              |             |
| Beam.....            | 9           | Melody.....         | 7           |              |             |
| Bedrock.....         | 5           | Meraki Stripe.....  | 6           |              |             |
| Bijoux.....          | 8           | Merge.....          | 7           |              |             |
| Boggle.....          | 7           | Mineral.....        | 5           |              |             |
| Boomerang.....       | 9           | Moto.....           | 8           |              |             |
| Boomerang Print..... | 8           | Odyssey.....        | 5           |              |             |
| Boulevard.....       | 8           | Orenda Plaid.....   | 9           |              |             |
| Brick Lane.....      | 7           | Origin.....         | 6           |              |             |
| Brimfield.....       | 8           | Outline.....        | 8           |              |             |
| Brushstroke.....     | 7           | Panorama.....       | 8           |              |             |
| Buff.....            | 6           | Parade.....         | 8           |              |             |
| Camden.....          | 8           | Pastures.....       | 5           |              |             |
| Chroma.....          | 9           | Perspective.....    | 8           |              |             |
| Collage.....         | 8           | Petal.....          | 8           |              |             |
| Color Riot.....      | 7           | Pigment.....        | 5           |              |             |
| Colorado.....        | 7           | Pike Print.....     | 8           |              |             |
| Constant.....        | 5           | Pinwheel.....       | 9           |              |             |
| Countryside.....     | 7           | Primary.....        | 5           |              |             |
| Covet.....           | 4           | Prime.....          | 5           |              |             |
| Cross Stitch.....    | 9           | Prismatic.....      | 7           |              |             |
| Dapple.....          | 8           | Puzzle.....         | 8           |              |             |
| Dazzle.....          | 10          | Quartz.....         | 7           |              |             |
| Dotty.....           | 10          | Relay.....          | 9           |              |             |
| Dotty Print.....     | 8           | Reverb.....         | 8           |              |             |
| Dune.....            | 7           | Reverie.....        | 5           |              |             |
| Echo.....            | 7           | Revolve.....        | 8           |              |             |
| Elite.....           | 4           | Revolve Print.....  | 8           |              |             |
| Emblem.....          | 8           | Rhythm.....         | 9           |              |             |
| Entwine.....         | 6           | Rise.....           | 4           |              |             |
| Equinox.....         | 7           | Roxy.....           | 7           |              |             |
| Escapade.....        | 6           | Sanibel.....        | 7           |              |             |
| Fine Line.....       | 8           | Savile.....         | 6           |              |             |
| Formation.....       | 6           | Scholar.....        | 7           |              |             |
| Framework.....       | 7           | Semblance.....      | 5           |              |             |
| Fusion.....          | 7           | Shoreline.....      | 7           |              |             |
| Hide.....            | 6           | Siltech Grain.....  | 8           |              |             |
| High Line.....       | 8           | Siltech Press.....  | 8           |              |             |
| Hinge.....           | 7           | Soiree Print.....   | 8           |              |             |
| Hive.....            | 8           | Solstice.....       | 7           |              |             |
| Honeycomb.....       | 8           | Sonata.....         | 6           |              |             |
| Hue.....             | 8           | Sonnet.....         | 6           |              |             |
| Impress.....         | 6           | Sumi.....           | 9           |              |             |
| Improv.....          | 8           | Tandem.....         | 7           |              |             |
| Index.....           | 4           | Tartan.....         | 7           |              |             |
| Instinct.....        | 5           | Tartan Print.....   | 8           |              |             |
| Jigsaw.....          | 7           | Theory.....         | 5           |              |             |
| Junction.....        | 6           | Tilt.....           | 8           |              |             |
| Keystone.....        | 6           | Touch.....          | 5           |              |             |
| Kid.....             | 6           | Triad.....          | 8           |              |             |
| Labyrinth.....       | 8           | Triad Stripe.....   | 8           |              |             |
| Lexicon.....         | 7           | Triathlon.....      | 8           |              |             |

Indiana Furniture strives to make as many upholsteries available as possible. However, it is not practical for us to test every offering on every chair as it is made available. If you have any concerns about our ability to upholster your selection on a particular frame please contact us and we will be glad to order a memo sample from this supplier for testing. Call Customer Service at 800.422.5727.

For Carnegie Samples Call 800.727.6770 or Visit [www.carnegiefabrics.com](http://www.carnegiefabrics.com)

| Pattern Name       | Price Grade | Pattern Name        | Price Grade | Pattern Name         | Price Grade |
|--------------------|-------------|---------------------|-------------|----------------------|-------------|
| Aberdeen.....      | 5           | Liquid Leather..... | 5           | Wander.....          | 7           |
| Acoustic.....      | 5           | Lorie.....          | 5           | Warp.....            | 7           |
| Affinity.....      | 7           | Lumiere.....        | 6           | Wavelength.....      | 7           |
| Alter.....         | 7           | Luxe.....           | 7           | Weathered Metal..... | 5           |
| Andes.....         | 5           | Lyon.....           | 3           |                      |             |
| Apex.....          | 7           | Majestic.....       | 5           |                      |             |
| Arc.....           | 7           | Manta.....          | 7           |                      |             |
| Argon.....         | 4           | Marble.....         | 8           |                      |             |
| Arion Stripes..... | 7           | Maxim.....          | 5           |                      |             |
| Ascend.....        | 5           | Meru.....           | 4           |                      |             |
| Astor.....         | 5           | Monaco.....         | 4           |                      |             |
| Bliss.....         | 5           | Moonlets.....       | 7           |                      |             |
| Blocks.....        | 8           | Morse Code.....     | 6           |                      |             |
| Bonita.....        | 5           | Nappa.....          | 8           |                      |             |
| Brilliant.....     | 7           | Natuur.....         | 5           |                      |             |
| Bristol.....       | 5           | Nuance.....         | 5           |                      |             |
| Cambridge.....     | 5           | Odyssey.....        | 7           |                      |             |
| Canyon.....        | 3           | Onward.....         | 7           |                      |             |
| Carthage.....      | 4           | Parallel.....       | 7           |                      |             |
| Castle.....        | 3           | Pascal.....         | 7           |                      |             |
| Cataluna.....      | 5           | Pebbled.....        | 7           |                      |             |
| Chakra.....        | 7           | Peep.....           | 6           |                      |             |
| Chateaux.....      | 7           | Perret.....         | 5           |                      |             |
| Chester.....       | 5           | Pixel.....          | 5           |                      |             |
| Contour.....       | 7           | Plume.....          | 7           |                      |             |
| Core.....          | 5           | Quadrant.....       | 7           |                      |             |
| Crosscut.....      | 7           | Regent.....         | 5           |                      |             |
| Crushed.....       | 6           | Rendezvous.....     | 6           |                      |             |
| Cubist.....        | 7           | Revive.....         | 7           |                      |             |
| Dakar.....         | 5           | Ripple.....         | 5           |                      |             |
| Dalliance.....     | 7           | Rise.....           | 4           |                      |             |
| Deco.....          | 7           | Rustique.....       | 5           |                      |             |
| Delirium.....      | 6           | Scatter.....        | 7           |                      |             |
| Divergent.....     | 7           | Scotia.....         | 6           |                      |             |
| Dresden.....       | 5           | Sebago.....         | 5           |                      |             |
| Drive.....         | 8           | Serpent.....        | 5           |                      |             |
| Dublin.....        | 5           | Skye.....           | 3           |                      |             |
| Dynasty.....       | 8           | Soave.....          | 4           |                      |             |
| Ebb N Flow.....    | 7           | Solitaire.....      | 7           |                      |             |
| Echo.....          | 6           | Spectra.....        | 6           |                      |             |
| Eclat.....         | 5           | Striae.....         | 5           |                      |             |
| Embark.....        | 4           | Terra.....          | 6           |                      |             |
| Emu.....           | 5           | Terrain.....        | 5           |                      |             |
| Essential.....     | 5           | Thalia.....         | 5           |                      |             |
| Flash.....         | 5           | Thera.....          | 5           |                      |             |
| Flow.....          | 5           | Topo.....           | 7           |                      |             |
| Flux.....          | 7           | Trapeze.....        | 5           |                      |             |
| Gilded II.....     | 5           | Tribeca.....        | 5           |                      |             |
| Granite.....       | 7           | Triumph.....        | 6           |                      |             |
| Granular.....      | 5           | Trove.....          | 5           |                      |             |
| Grove.....         | 6           | Twist.....          | 7           |                      |             |
| Heritage.....      | 5           | Vector.....         | 7           |                      |             |
| Inception.....     | 4           | Verdant.....        | 5           |                      |             |
| Interlock.....     | 7           | Versa.....          | 7           |                      |             |
| Jasper.....        | 5           | Verve.....          | 7           |                      |             |
| Journey.....       | 7           | Vibrato.....        | 5           |                      |             |
| Jubilee.....       | 7           | Viper.....          | 5           |                      |             |
| Latitude.....      | 5           | Vita.....           | 5           |                      |             |
| Linen.....         | 8           | Voltage.....        | 6           |                      |             |

Indiana Furniture strives to make as many upholsteries available as possible. However, it is not practical for us to test every offering on every chair as it is made available. If you have any concerns about our ability to upholster your selection on a particular frame please contact us and we will be glad to order a memo sample from this supplier for testing. Call Customer Service at 800.422.5727.

For Concertex Samples Call 201.784.8370 or Visit [www.concertexfabrics.com](http://www.concertexfabrics.com)

| Pattern Name              | Price Grade | Pattern Name               | Price Grade | Pattern Name                   | Price Grade | Pattern Name                | Price Grade |
|---------------------------|-------------|----------------------------|-------------|--------------------------------|-------------|-----------------------------|-------------|
| Adler.....                | 5           | Forestbound.....           | 6           | Motif.....                     | 7           | Tailor.....                 | 8           |
| Alcazar.....              | 5           | Gale.....                  | 5           | Mountainous.....               | 8           | Tap.....                    | 7           |
| Alphabet.....             | 4           | Gamut.....                 | 3           | Nest.....                      | 6           | Terra.....                  | 6           |
| Annex.....                | 5           | Gamut Celliant.....        | 5           | Net.....                       | 7           | Tilt.....                   | 7           |
| Appleseed.....            | 6           | Gather.....                | 4           | Nook.....                      | 4           | Tiny Boucle.....            | 6           |
| Arne.....                 | 5           | Geometric II.....          | 9           | Opulent.....                   | 4           | Tiny Herringbone.....       | 6           |
| Aspect.....               | 4           | Gleam.....                 | 7           | Otto.....                      | 6           | Tramway.....                | 7           |
| Atria.....                | 7           | Glimmer.....               | 6           | Particle.....                  | 8           | Treeline.....               | 8           |
| Bark Cloth.....           | 6           | Gridley.....               | 4           | Pause.....                     | 6           | Trim.....                   | 8           |
| Beguiled By The Wild..... | 6           | Halyard.....               | 8           | Pave.....                      | 6           | Trove.....                  | 5           |
| Big Dot.....              | 7           | Handsome Plaid.....        | 8           | Pennant.....                   | 8           | Tweed Multi.....            | 4           |
| Big Texture.....          | 7           | Hashtag.....               | 5           | Pennant Celliant.....          | 8           | Ulster.....                 | 3           |
| Billiard Cloth.....       | 6           | Hatchmark.....             | 8           | Pennington.....                | 8           | Ulster Upholstery.....      | 4           |
| Birdseye.....             | 3           | Heather.....               | 7           | Phenomena.....                 | 7           | Union Cloth Upholstery..... | 5           |
| BitDrift.....             | 8           | Hem Stitch.....            | 5           | Picnic.....                    | 8           | Velvet Corduroy.....        | 8           |
| Bixby Macro.....          | 8           | Hillside.....              | 7           | Pigment.....                   | 8           | Vero.....                   | 6           |
| Bixby Micro.....          | 8           | Hint.....                  | 6           | Pika.....                      | 5           | Viewpoint.....              | 7           |
| Bloomer.....              | 8           | Holmes.....                | 8           | Pinball.....                   | 7           | Vine.....                   | 7           |
| Boucle.....               | 7           | Hyde.....                  | 4           | Pinpoint.....                  | 7           | W.....                      | 6           |
| Boucle Dot.....           | 7           | Hyphen.....                | 6           | Pivot.....                     | 6           | Wend.....                   | 4           |
| Boucle Melange.....       | 8           | Imprint.....               | 8           | Pixel.....                     | 7           | Whim.....                   | 6           |
| Brushed Flannel.....      | 4           | Ink.....                   | 8           | Pixel Cloud.....               | 8           | Willis.....                 | 9           |
| Building Blocks.....      | 7           | Interlock.....             | 7           | Plaid.....                     | 8           | Windowpane Crypton.....     | 6           |
| Burlap Weave.....         | 6           | Interlude.....             | 7           | Plexus.....                    | 9           | Woolish.....                | 4           |
| Burrard.....              | 8           | Interplay.....             | 8           | Plus.....                      | 8           | Woven Texture.....          | 10          |
| Burrard Ground Cloth..... | 7           | Iota.....                  | 4           | Prime.....                     | 4           | Wrap.....                   | 7           |
| Bute Lewis.....           | 9           | Jacquard I.....            | 8           | Queue.....                     | 7           |                             |             |
| Bute Melrose.....         | 10          | Jacquard II.....           | 8           | Raia.....                      | 7           |                             |             |
| Bute Tweed.....           | 9           | Jaunt.....                 | 8           | Rainwater.....                 | 7           |                             |             |
| Carom.....                | 7           | Josef.....                 | 7           | Rein.....                      | 4           |                             |             |
| Carrick.....              | 9           | Jumper.....                | 8           | Reppweave.....                 | 5           |                             |             |
| Chenille Chevron.....     | 8           | Kami.....                  | 8           | Rider.....                     | 6           |                             |             |
| Chunky Tweed.....         | 7           | Keen.....                  | 5           | Rise.....                      | 5           |                             |             |
| Circle Jacquard.....      | 9           | Kin.....                   | 5           | Rocket.....                    | 4           |                             |             |
| Clad Celliant.....        | 5           | Kindred.....               | 6           | Rodenbach.....                 | 8           |                             |             |
| Cloud Velvet.....         | 4           | Kith.....                  | 5           | Rotary.....                    | 8           |                             |             |
| Code.....                 | 6           | Lambert.....               | 9           | Sail.....                      | 8           |                             |             |
| Collier.....              | 5           | Large Scale Geometric..... | 10          | Samba.....                     | 8           |                             |             |
| Colten.....               | 5           | Lattice.....               | 7           | Score.....                     | 8           |                             |             |
| Concentric.....           | 8           | Layer.....                 | 6           | Segment.....                   | 8           |                             |             |
| Corded.....               | 7           | Leap.....                  | 5           | Senecal.....                   | 3           |                             |             |
| Course.....               | 7           | Line Variations.....       | 8           | Sense.....                     | 7           |                             |             |
| CrissCross.....           | 8           | Linen Like.....            | 5           | Shortcut.....                  | 7           |                             |             |
| Crossweave.....           | 4           | Linnen.....                | 6           | Silicone Element.....          | 7           |                             |             |
| Crosswind.....            | 5           | Little Dot.....            | 7           | Silicone Element Celliant..... | 8           |                             |             |
| Cubitt.....               | 7           | Loop To Loop.....          | 8           | Silicone Nappa.....            | 7           |                             |             |
| Current.....              | 5           | Lounge.....                | 4           | Singing In The Rain.....       | 4           |                             |             |
| Dapple.....               | 8           | Lumi.....                  | 8           | Sketch.....                    | 7           |                             |             |
| Distressed Texture.....   | 6           | Luster.....                | 6           | Social Dance.....              | 8           |                             |             |
| Double Weave.....         | 8           | Mark.....                  | 5           | Sorano.....                    | 4           |                             |             |
| Draft.....                | 7           | Mateo.....                 | 6           | Spandau.....                   | 5           |                             |             |
| Drift.....                | 5           | Measure.....               | 5           | Standard.....                  | 8           |                             |             |
| Ellipsis.....             | 3           | Melange.....               | 5           | Starburst.....                 | 8           |                             |             |
| Encircle.....             | 7           | Metallo.....               | 6           | Stitch.....                    | 6           |                             |             |
| Everywhere Texture.....   | 5           | Metta.....                 | 5           | Stratum.....                   | 8           |                             |             |
| Felt 2mm.....             | 9           | Microgrid.....             | 6           | Sunburst.....                  | 8           |                             |             |
| Five Cities.....          | 8           | Migration.....             | 9           | Swing.....                     | 8           |                             |             |
| Flow.....                 | 8           | Minnie.....                | 3           | Symbol.....                    | 8           |                             |             |
| FOMO.....                 | 5           | Mod.....                   | 7           | Tack Cloth.....                | 7           |                             |             |

Indiana Furniture strives to make as many upholsteries available as possible. However, it is not practical for us to test every offering on every chair as it is made available. If you have any concerns about our ability to upholster your selection on a particular frame please contact us and we will be glad to order a memo sample from this supplier for testing. Call Customer Service at 800.422.5727.

For DesignTex Memo Samples Call: 800-221-1540 or Visit [www.designtex.com](http://www.designtex.com)



## GUILFORD OF MAINE TEXTILES GRADING

| Pattern Name     | Price Grade |
|------------------|-------------|
| Adept.....       | 2           |
| Anchorage .....  | 2           |
| Beacon .....     | 2           |
| BeeHave.....     | 2           |
| Blink .....      | 1           |
| Cadence.....     | 2           |
| Clarity .....    | 3           |
| Couture .....    | 2           |
| Ebb & Flow ..... | 4           |
| Echo .....       | 3           |
| Evoke.....       | 2           |
| Excerpt.....     | 2           |
| Excerpt.....     | 2           |
| Feedback.....    | 3           |
| Flora.....       | 2           |
| Frolic.....      | 2           |
| George .....     | 3           |
| Highbeams.....   | 2           |
| Input .....      | 2           |
| Instant .....    | 3           |
| Intuition .....  | 2           |
| Jane .....       | 2           |
| Lexicon.....     | 2           |
| Limelight .....  | 2           |
| Limelight .....  | 2           |
| Moguls.....      | 2           |
| Moment.....      | 2           |
| Moment.....      | 2           |
| Open House.....  | 2           |
| Oxford .....     | 2           |
| Palette .....    | 2           |
| Phrase.....      | 2           |
| Quadrille .....  | 2           |
| Reason .....     | 2           |
| Recharge .....   | 3           |
| Revival .....    | 3           |
| Select.....      | 3           |
| Snakeskin .....  | 2           |
| Soundbyte.....   | 2           |
| Staccato .....   | 3           |
| Synopsis .....   | 2           |
| Tracery .....    | 2           |
| Transport.....   | 2           |
| Twilight .....   | 2           |
| Underground..... | 2           |
| Whirl .....      | 2           |
| Xceed.....       | 2           |

Indiana Furniture strives to make as many upholsteries available as possible. However, it is not practical for us to test every offering on every chair as it is made available. If you have any concerns about our ability to upholster your selection on a particular frame please contact us and we will be glad to order a memo sample from this supplier for testing. Call Customer Service at 800.422.5727.

For Guilford of Maine Textiles Samples Call 800.544.0200 or Visit [www.guilfordofmaine.com](http://www.guilfordofmaine.com)

| Pattern Name        | Price Grade | Pattern Name           | Price Grade | Pattern Name       | Price Grade | Pattern Name         | Price Grade |
|---------------------|-------------|------------------------|-------------|--------------------|-------------|----------------------|-------------|
| Abacus .....        | 7           | Djenne.....            | 10          | Little Devil.....  | 5           | Shima.....           | 9           |
| Aegean.....         | 8           | Dottie.....            | 5           | Looped In.....     | 9           | Sideline .....       | 8           |
| Alignment .....     | 7           | Double Agent.....      | 9           | Lore CR .....      | 8           | Sinclair.....        | 8           |
| Alter Ego .....     | 9           | Dune .....             | 7           | Ludlow .....       | 6           | Smart.....           | 8           |
| Andissa .....       | 10          | Durand .....           | 7           | Magnolia.....      | 7           | Soiree .....         | 6           |
| Argyle.....         | 6           | Earthwork.....         | 8           | Mariner .....      | 7           | Soliloquy.....       | 4           |
| Arrondissement..... | 9           | Eclat Weave.....       | 9           | Marquee.....       | 9           | Sonnet.....          | 5           |
| Atelier.....        | 10          | Entourage.....         | 7           | Melange .....      | 10          | Soon.....            | 9           |
| Atlas .....         | 8           | Entwine.....           | 6           | Melody .....       | 5           | Spree .....          | 6           |
| Attire.....         | 5           | Essence .....          | 6           | Menagerie .....    | 8           | Stacks.....          | 5           |
| Axiom.....          | 6           | Fancy Twill .....      | 9           | Meroe.....         | 8           | Stepping Stones..... | 9           |
| Baxter.....         | 7           | Feeling Plaid.....     | 9           | Midpoint .....     | 8           | Stretch Appeal.....  | 10          |
| Belize.....         | 8           | Ferry .....            | 5           | Milestone.....     | 8           | Striae Stripe.....   | 10          |
| Biota .....         | 8           | Fiori.....             | 7           | Mod Plaid .....    | 10          | Stripe It .....      | 10          |
| Biscayne .....      | 9           | Firefly .....          | 10          | Modern Tweed.....  | 9           | Stripemania .....    | 5           |
| Bistro .....        | 6           | Florescence.....       | 10          | Monarch .....      | 6           | Summit.....          | 5           |
| Block Party .....   | 5           | Flower Power .....     | 7           | Nature Walk.....   | 8           | Sutton.....          | 6           |
| Bocce.....          | 6           | Forza.....             | 8           | Night Life.....    | 9           | Swank .....          | 9           |
| Boundary.....       | 6           | Gala II .....          | 7           | Off the Grid.....  | 7           | Swing.....           | 8           |
| Brigadoon .....     | 5           | Glider .....           | 9           | Oh La La .....     | 4           | Synth .....          | 6           |
| Buzz .....          | 7           | Grande.....            | 7           | On Point.....      | 6           | Tabloid.....         | 6           |
| Cairo .....         | 8           | Grandview.....         | 8           | Origins.....       | 8           | Tara .....           | 10          |
| Calypso .....       | 6           | Greenwich.....         | 7           | Overture .....     | 4           | Tempest .....        | 8           |
| Cameo .....         | 8           | Groovy.....            | 6           | Palisade.....      | 6           | Texnet.....          | 8           |
| Catwalk .....       | 10          | Haze.....              | 10          | Panache CR .....   | 9           | Tight Rope .....     | 7           |
| Cavalier .....      | 10          | Helios.....            | 5           | Paradigm.....      | 8           | Tilden.....          | 7           |
| Century.....        | 10          | Highland .....         | 9           | Patchwork .....    | 7           | Tinge.....           | 5           |
| Chain Link .....    | 7           | Holbrook.....          | 6           | Pathway .....      | 7           | Tivoli .....         | 10          |
| Chameleon.....      | 6           | Hologram .....         | 9           | Petal Pusher ..... | 5           | Topos.....           | 5           |
| Chance .....        | 5           | Hourglass .....        | 4           | Plaid On .....     | 5           | Totem .....          | 10          |
| Charm.....          | 8           | Hudson.....            | 8           | Plaidtastic.....   | 7           | Tower Grid.....      | 7           |
| Chiseled .....      | 10          | Ikat Square.....       | 9           | Ponder.....        | 3           | Trophy .....         | 5           |
| Chronicle .....     | 7           | Ikat Stripe.....       | 8           | Prairie .....      | 5           | Tryst .....          | 10          |
| Circa.....          | 9           | Imprint .....          | 8           | Premier .....      | 7           | Twist Tie.....       | 10          |
| Circle Point .....  | 7           | In Stitches .....      | 9           | Prep.....          | 6           | Ultrasuede® .....    | 10          |
| Classic Boucle..... | 9           | Infinite .....         | 3           | Presto .....       | 5           | Uni-Form .....       | 4           |
| Cleo.....           | 8           | Instinct .....         | 6           | Prim.....          | 6           | Utmost II.....       | 7           |
| Close Knit .....    | 8           | Island .....           | 8           | Pullman.....       | 6           | Utopia.....          | 5           |
| Code .....          | 7           | It's Complicated ..... | 9           | Quark.....         | 10          | Utrillo.....         | 10          |
| Color Collage.....  | 9           | Jasmine.....           | 10          | Radiance.....      | 7           | Vast .....           | 5           |
| Color Field.....    | 6           | Journey.....           | 6           | Ransom.....        | 6           | Vatera.....          | 8           |
| Common Ground ..... | 7           | Juno .....             | 8           | Rebel.....         | 8           | Venue .....          | 5           |
| Commuter Cloth..... | 4           | Kabuki .....           | 8           | Retreat .....      | 7           | Versa.....           | 5           |
| Coterie.....        | 8           | Kampala.....           | 9           | Rivington.....     | 10          | Vibe II .....        | 6           |
| Cotton Duck .....   | 4           | Katazome .....         | 9           | Roam .....         | 6           | Vice Versa .....     | 7           |
| Cozy Cord.....      | 4           | Kaya CR .....          | 7           | Roundtrip .....    | 8           | Vinyl.....           | 6           |
| Cross Tech.....     | 4           | Keaton.....            | 6           | Rush Hour .....    | 6           | Westwood.....        | 6           |
| Crossroad .....     | 4           | Kimono.....            | 9           | Sahara ND .....    | 8           | Whip .....           | 8           |
| Dapper .....        | 10          | Kingston .....         | 10          | Sashiko.....       | 7           | Wild Thing.....      | 5           |
| Day Tripper.....    | 6           | Knoll Felt .....       | 7           | Sequin CR.....     | 8           | Wit.....             | 7           |
| Delite.....         | 3           | Knoll Hopsack.....     | 7           | Seurat .....       | 8           | Woodland.....        | 7           |
| Demure.....         | 10          | Lagos .....            | 8           | Shadow Play.....   | 5           | Woodland II.....     | 7           |
| Diva.....           | 5           | Liberty.....           | 9           | Sherman .....      | 9           | Wow Factor .....     | 7           |

*KnollTextiles continues on next page.*

Indiana Furniture strives to make as many upholsteries available as possible. However, it is not practical for us to test every offering on every chair as it is made available. If you have any concerns about our ability to upholster your selection on a particular frame please contact us and we will be glad to order a memo sample from this supplier for testing. Call Customer Service at 800.422.5727.

For KnollTextiles Samples Call 866.565.5858 or Visit [www.knoll.com](http://www.knoll.com)



| Pattern Name   | Price Grade |
|----------------|-------------|
| Yeni .....     | 5           |
| Zari CR .....  | 9           |
| Zen Wave ..... | 7           |
| Zoom .....     | 10          |

Indiana Furniture strives to make as many upholsteries available as possible. However, it is not practical for us to test every offering on every chair as it is made available. If you have any concerns about our ability to upholster your selection on a particular frame please contact us and we will be glad to order a memo sample from this supplier for testing. Call Customer Service at 800.422.5727.

For Knoll Textiles Samples Call 866.565.5858 or Visit [www.knoll.com](http://www.knoll.com)

| Pattern Name               | Price Grade | Pattern Name        | Price Grade | Pattern Name             | Price Grade | Pattern Name          | Price Grade |
|----------------------------|-------------|---------------------|-------------|--------------------------|-------------|-----------------------|-------------|
| Abacus .....               | 7           | Entwine.....        | 9           | Milestone .....          | 5           | Spare .....           | 10          |
| Albamarle.....             | 10          | Equate.....         | 7           | Mimic .....              | 8           | Spiral (Panel).....   | 5           |
| Ample.....                 | 9           | Etch.....           | 10          | Mister.....              | 8           | Splay.....            | 6           |
| Amulet.....                | 10          | Fathom.....         | 6           | Mode.....                | 5           | Spry.....             | 6           |
| Anagram.....               | 8           | Feature.....        | 7           | Monsoon.....             | 9           | Stature.....          | 6           |
| Apt.....                   | 8           | Festoon.....        | 7           | Multiply.....            | 5           | Steady Crypton.....   | 7           |
| Arcade.....                | 8           | Field (Panel).....  | 5           | Murmur.....              | 4           | Strum.....            | 7           |
| Article.....               | 5           | Flint.....          | 8           | Muse.....                | 4           | Study.....            | 9           |
| Beacon.....                | 8           | Flock (Panel).....  | 5           | Nico.....                | 5           | Sudden.....           | 7           |
| Beck.....                  | 7           | Fluent Crypton..... | 7           | Nimble.....              | 7           | Sundry.....           | 9           |
| Beryl.....                 | 7           | Flurry.....         | 10          | Offset.....              | 8           | Swathe.....           | 9           |
| Bind.....                  | 10          | Fold.....           | 8           | Orbit.....               | 5           | Switch.....           | 7           |
| Bluff.....                 | 6           | Fore.....           | 10          | Palio.....               | 10          | Swivel.....           | 7           |
| Boundary.....              | 6           | Frequency.....      | 6           | Pallet.....              | 5           | Tangram.....          | 10          |
| Bright Angle.....          | 9           | Fruit.....          | 10          | Parallel (Panel).....    | 5           | Taper.....            | 9           |
| Bright Cube.....           | 9           | Gallant.....        | 6           | Pare.....                | 7           | Teatro.....           | 9           |
| Bright Grid.....           | 9           | Garden.....         | 9           | Parquet.....             | 8           | Tempera.....          | 7           |
| Brim.....                  | 8           | Gemma.....          | 7           | Pepitas.....             | 8           | Tend.....             | 7           |
| Brindle.....               | 5           | Gemma Multi.....    | 8           | Pepper.....              | 6           | Terra.....            | 10          |
| Brio.....                  | 7           | Gild.....           | 7           | Petra.....               | 8           | Tracery.....          | 9           |
| Buffer.....                | 6           | Glen.....           | 5           | Pick.....                | 5           | Trait.....            | 7           |
| Bureau.....                | 5           | Grove.....          | 7           | Pick Crypton.....        | 7           | Transmit (Panel)..... | 4           |
| Bushel.....                | 7           | Gust.....           | 6           | Pinnacle.....            | 7           | Trellis.....          | 8           |
| Campana.....               | 8           | Hearth.....         | 9           | Pitch.....               | 6           | Trio.....             | 9           |
| Candor.....                | 6           | Hewn.....           | 9           | Plait.....               | 6           | Trundle.....          | 5           |
| Caper.....                 | 5           | Houndstooth.....    | 10          | Pocket.....              | 7           | Valor.....            | 10          |
| Chalet.....                | 7           | Imbue.....          | 9           | Prime.....               | 7           | Vases.....            | 9           |
| Chasm.....                 | 7           | Inlay.....          | 10          | Prompt.....              | 6           | Veer.....             | 6           |
| Chassis.....               | 7           | Insignia.....       | 8           | Province.....            | 7           | Vineyard.....         | 9           |
| Chime.....                 | 6           | Instill.....        | 6           | Quay.....                | 6           | Waver.....            | 7           |
| Circuit.....               | 7           | Jasper.....         | 7           | Queue.....               | 6           | Wend.....             | 6           |
| Clamber.....               | 7           | Keen.....           | 6           | Rail.....                | 7           | Willow.....           | 6           |
| Coast.....                 | 6           | Lariat.....         | 5           | Reef.....                | 10          | Wool Rib.....         | 10          |
| Coin.....                  | 6           | Lean.....           | 6           | Regatta.....             | 8           |                       |             |
| Coin Crypton.....          | 7           | Ledger.....         | 6           | Relay.....               | 10          |                       |             |
| Column.....                | 7           | Lens.....           | 6           | Rill.....                | 6           |                       |             |
| Compound.....              | 7           | Levity.....         | 6           | Roman.....               | 9           |                       |             |
| Conduit.....               | 5           | Lift.....           | 8           | Roster.....              | 5           |                       |             |
| Confetti.....              | 10          | Limn.....           | 9           | Route.....               | 6           |                       |             |
| Cosset.....                | 7           | Linden.....         | 7           | Rule.....                | 8           |                       |             |
| Cove.....                  | 10          | Lineage.....        | 6           | Runner.....              | 7           |                       |             |
| Crew.....                  | 7           | Link.....           | 8           | Runner Standard.....     | 6           |                       |             |
| Crisp (Panel).....         | 5           | Lithe.....          | 7           | Scape.....               | 8           |                       |             |
| Crush.....                 | 7           | Loop.....           | 6           | Scuba.....               | 6           |                       |             |
| Cursive.....               | 8           | Luce.....           | 7           | Scute.....               | 6           |                       |             |
| Cycle.....                 | 6           | Lumen (Panel).....  | 5           | Scuttle.....             | 6           |                       |             |
| Darning Sampler.....       | 9           | Lunar.....          | 5           | Segmented Stripe.....    | 10          |                       |             |
| Darning Sampler Large..... | 9           | Manner.....         | 5           | Sendal.....              | 7           |                       |             |
| Darning Sampler Plaid..... | 10          | Mantle.....         | 5           | Sequence.....            | 7           |                       |             |
| Dingbats.....              | 10          | Mechanism.....      | 9           | Serried.....             | 8           |                       |             |
| Dots.....                  | 10          | Medium.....         | 5           | Shadow.....              | 7           |                       |             |
| Drape.....                 | 7           | Meld.....           | 5           | Sharkskin 2 (Panel)..... | 7           |                       |             |
| Dwell.....                 | 5           | Merit.....          | 5           | Sheen.....               | 7           |                       |             |
| Edges.....                 | 10          | Mesh.....           | 9           | Shift.....               | 9           |                       |             |
| Ellipsis.....              | 7           | Messenger.....      | 5           | Sift.....                | 10          |                       |             |
| Elm.....                   | 5           | Metaphor.....       | 4           | Silk Canvas.....         | 10          |                       |             |
| Embed.....                 | 7           | Metric.....         | 5           | Soft Tweed.....          | 10          |                       |             |
| Emit.....                  | 5           | Mexidot.....        | 8           | Sort.....                | 6           |                       |             |
| Enmesh.....                | 6           | Micro.....          | 6           | Span.....                | 7           |                       |             |

Indiana Furniture strives to make as many upholsteries available as possible. However, it is not practical for us to test every offering on every chair as it is made available. If you have any concerns about our ability to upholster your selection on a particular frame please contact us and we will be glad to order a memo sample from this supplier for testing. Call Customer Service at 800.422.5727.

For Maharam Samples Call 800.645.3943 or Visit [www.maharam.com](http://www.maharam.com)

# MAYERFABRICS

# MAYER FABRIC GRADING

| Pattern Name                | Price Grade | Pattern Name                | Price Grade | Pattern Name               | Price Grade | Pattern Name           | Price Grade |
|-----------------------------|-------------|-----------------------------|-------------|----------------------------|-------------|------------------------|-------------|
| Abbey.....                  | 5           | Fanfare.....                | 7           | Maverick.....              | 3           | Sophisticate.....      | 4           |
| Acclaim.....                | 4           | Fedora.....                 | 3           | Mayfair.....               | 5           | Spacer Mesh.....       | 3           |
| Acuco.....                  | 7           | Fiji.....                   | 2           | Meander.....               | 3           | Spectre (Panel).....   | 2           |
| Align.....                  | 3           | Finale.....                 | 4           | Melange (Panel).....       | 2           | Splendor.....          | 5           |
| All Seasons.....            | 3           | Flair (Panel).....          | 2           | Metal Strips.....          | 7           | Spokes.....            | 7           |
| Ankara.....                 | 4           | Florentino.....             | 3           | Micro Dot.....             | 4           | Static.....            | 6           |
| Antique.....                | 4           | Form.....                   | 5           | Midway.....                | 3           | Strata (Panel).....    | 2           |
| Apollo Silicone.....        | 7           | Forte.....                  | 2           | Milagro.....               | 7           | Sula.....              | 7           |
| Arabesque.....              | 2           | Foundation 10.....          | 3           | Milano.....                | 4           | Suna.....              | 7           |
| Arcade.....                 | 5           | Fresco (Panel).....         | 2           | Mingle.....                | 4           | Sutra.....             | 6           |
| Aristocrat.....             | 2           | Fretwork.....               | 7           | Mode.....                  | 4           | Sydney.....            | 2           |
| Balance.....                | 4           | Function.....               | 4           | Molecule.....              | 7           | Tango.....             | 3           |
| Bali.....                   | 2           | Gala.....                   | 4           | Moonscape.....             | 3           | Tattersall.....        | 5           |
| Basic (Panel).....          | 1           | Galveston.....              | 4           | Mosaic.....                | 2           | Terrain (Panel).....   | 3           |
| Batik.....                  | 3           | Gatsby.....                 | 4           | Mosaic Plus Nanoguard..... | 3           | Textura.....           | 7           |
| Blueprint (Panel).....      | 2           | Gem.....                    | 3           | Multi Crepe (Panel).....   | 2           | Theory 10.....         | 3           |
| Bolero.....                 | 5           | Genesis.....                | 2           | Neo.....                   | 5           | Time Line.....         | 2           |
| Boro.....                   | 6           | Genesis Plus Nanoguard..... | 3           | Nexus (Panel).....         | 3           | Turnabout.....         | 5           |
| Botany.....                 | 5           | Graph (Panel).....          | 2           | Niche.....                 | 5           | Variant 10.....        | 3           |
| Boteh.....                  | 8           | Grasscloth (Panel).....     | 2           | Nirvana.....               | 6           | Vector.....            | 7           |
| Caressa.....                | 3           | Gravity.....                | 5           | Noble.....                 | 3           | Venetian.....          | 9           |
| Carousel.....               | 7           | Gridline (Panel).....       | 3           | Nomad.....                 | 5           | Verona.....            | 4           |
| Catwalk.....                | 4           | Haarlem.....                | 7           | Nostalgia.....             | 4           | Vibrant.....           | 4           |
| Centric.....                | 5           | Havana.....                 | 3           | Nylon-Stat.....            | 6           | Viewpoint.....         | 6           |
| Channel.....                | 4           | Haven.....                  | 4           | Odessa.....                | 4           | Villa.....             | 5           |
| Chaps.....                  | 4           | Hexagon.....                | 3           | Optic 10.....              | 3           | Vinyl Stat - Esd.....  | 5           |
| Chequers.....               | 5           | Huipil.....                 | 6           | Outback.....               | 3           | Vogue.....             | 4           |
| Cipher (Panel).....         | 2           | Icon.....                   | 4           | Palermo.....               | 5           | Volante'.....          | 10          |
| Circumference.....          | 7           | Imprint.....                | 3           | Paragon (Panel).....       | 3           | Voyager.....           | 5           |
| Cirque.....                 | 4           | Infinity.....               | 6           | Patio.....                 | 2           | Whirligig.....         | 7           |
| Code (Panel).....           | 2           | Interlace.....              | 4           | Pebble Beach (Panel).....  | 2           | Whirlwind (Panel)..... | 2           |
| Collage.....                | 7           | Interlude (Panel).....      | 2           | Plaza.....                 | 5           | Wilson.....            | 6           |
| Comalapa.....               | 7           | Intrigue.....               | 3           | Polygon.....               | 3           | Wool Boucle.....       | 8           |
| Contempo.....               | 4           | Jekyll & Hyde.....          | 4           | Positive Thoughts.....     | 6           | Xanadu.....            | 6           |
| Continuum 10.....           | 3           | Jitterbug.....              | 2           | Prism 10.....              | 3           | Zazen.....             | 6           |
| Copa (Panel).....           | 2           | Jive.....                   | 3           | Puno.....                  | 6           | Zen.....               | 6           |
| Cosmopolitan.....           | 4           | Journey.....                | 2           | Quattro.....               | 2           | Zest (Panel).....      | 2           |
| Crazy Quilt.....            | 7           | Kantha.....                 | 7           | Ranchero.....              | 2           | Zip.....               | 3           |
| Cross Check.....            | 2           | Kensington.....             | 4           | Reflector.....             | 7           |                        |             |
| Cuddle Up.....              | 5           | Key Largo.....              | 3           | Refuge.....                | 5           |                        |             |
| Curlicue.....               | 4           | Labyrinth.....              | 7           | Relativity.....            | 6           |                        |             |
| Dande.....                  | 4           | Landscape.....              | 5           | Reverb.....                | 3           |                        |             |
| Darning.....                | 7           | Latitude.....               | 4           | Rumba.....                 | 2           |                        |             |
| Debonair.....               | 5           | Lavish.....                 | 5           | Samba.....                 | 3           |                        |             |
| Destiny.....                | 2           | Legacy.....                 | 3           | Saori.....                 | 7           |                        |             |
| Destiny Plus Nanoguard..... | 3           | Links.....                  | 4           | Score.....                 | 5           |                        |             |
| Disco.....                  | 2           | London.....                 | 5           | Scout.....                 | 3           |                        |             |
| Durango.....                | 3           | Longhorn.....               | 5           | Sequel.....                | 2           |                        |             |
| Duraweave 10.....           | 2           | Longitude.....              | 4           | Sequel Plus Nanoguard..... | 4           |                        |             |
| Echo.....                   | 4           | Lotus.....                  | 7           | Shantung.....              | 3           |                        |             |
| Editor.....                 | 5           | Luminary (Panel).....       | 2           | Signs.....                 | 8           |                        |             |
| Elevation.....              | 4           | Malibu.....                 | 4           | Silverweave.....           | 4           |                        |             |
| Engrave.....                | 3           | Mandala.....                | 8           | Sketch.....                | 4           |                        |             |
| Ephesus.....                | 5           | Marathon.....               | 2           | Slick.....                 | 4           |                        |             |
| Equal (Panel).....          | 2           | Marmara.....                | 4           | Social Network.....        | 2           |                        |             |
| Essence.....                | 4           | Matka.....                  | 4           | Soho.....                  | 5           |                        |             |
| Etch.....                   | 3           | Matter.....                 | 5           | Soleil.....                | 7           |                        |             |

Indiana Furniture strives to make as many upholsteries available as possible. However, it is not practical for us to test every offering on every chair as it is made available. If you have any concerns about our ability to upholster your selection on a particular frame please contact us and we will be glad to order a memo sample from this supplier for testing. Call Customer Service at 800.422.5727.

For Mayer Samples Call 800.428.4415 or Visit [www.mayerfabrics.com](http://www.mayerfabrics.com)

| Pattern Name              | Price Grade | Pattern Name         | Price Grade | Pattern Name           | Price Grade | Pattern Name             | Price Grade |
|---------------------------|-------------|----------------------|-------------|------------------------|-------------|--------------------------|-------------|
| 3D Grid.....              | 9           | Cycle.....           | 5           | Infusion.....          | 7           | Phrase.....              | 7           |
| Ace.....                  | 3           | Dart.....            | 4           | Insight.....           | 2           | Pierre.....              | 9           |
| Acoustic.....             | 7           | Dash.....            | 7           | Interim.....           | 8           | Ping.....                | 5           |
| Acrobat.....              | 5           | Dayspell.....        | 7           | Interlock.....         | 9           | Pip.....                 | 5           |
| Agora II.....             | 5           | Decode.....          | 4           | Intermix II.....       | 5           | Pique.....               | 4           |
| Aldo.....                 | 9           | Dexter Epu.....      | 4           | Iota.....              | 7           | Places Spaces Faces..... | 8           |
| Almanac.....              | 8           | Docket.....          | 8           | Jitney.....            | 7           | Plan.....                | 5           |
| Amenity II.....           | 7           | Domain.....          | 6           | Jot.....               | 4           | Platform.....            | 6           |
| Amuse.....                | 5           | Dome CV.....         | 4           | Journal.....           | 8           | Poetic CV.....           | 4           |
| Analog.....               | 8           | Drawing Lines.....   | 8           | Kayak.....             | 8           | Point.....               | 4           |
| Anthology CV.....         | 5           | Drift.....           | 7           | Keynote.....           | 5           | Polka.....               | 7           |
| April.....                | 6           | Ebb.....             | 8           | Kindred.....           | 7           | Pop UP.....              | 10          |
| Archer.....               | 7           | Edict (Panel).....   | 3           | Kinect (Panel).....    | 3           | Printwork Epu.....       | 5           |
| Ascend.....               | 6           | Edison.....          | 7           | Kinney.....            | 5           | Propel.....              | 7           |
| Audubon.....              | 8           | Embark.....          | 6           | Kit.....               | 5           | Propensity II.....       | 4           |
| Bandwidth II.....         | 7           | Encore (Panel).....  | 3           | Knack.....             | 4           | Proverb (Panel).....     | 3           |
| Bangle.....               | 3           | Endurance Epu.....   | 3           | Lasso CV.....          | 5           | Proximity.....           | 8           |
| Banter.....               | 8           | Eon Epu.....         | 5           | Lateral.....           | 6           | Pursue.....              | 7           |
| Beeline Epu.....          | 5           | Epic.....            | 3           | Ledge.....             | 5           | Quince.....              | 8           |
| Beep.....                 | 4           | Essay.....           | 7           | Lella.....             | 8           | Raft.....                | 7           |
| Beta.....                 | 4           | Etude.....           | 8           | Leno.....              | 8           | Rein II.....             | 5           |
| Bloko.....                | 8           | Evo CV.....          | 4           | Lens.....              | 4           | Reverb.....              | 8           |
| Bobby.....                | 3           | Evolve.....          | 8           | Level.....             | 7           | Revolve.....             | 8           |
| Boom II.....              | 5           | Explore.....         | 8           | Lina.....              | 8           | Riga.....                | 8           |
| Borders.....              | 7           | Expo.....            | 3           | Linen CV.....          | 5           | Ring.....                | 7           |
| Boxcar.....               | 7           | Faux Felt.....       | 4           | Lineup.....            | 4           | Rise.....                | 4           |
| Bravo II.....             | 4           | Faux MO.....         | 6           | Lloyd.....             | 8           | Rivet.....               | 4           |
| Brink.....                | 7           | Fleet.....           | 6           | Lore.....              | 8           | Rombu.....               | 7           |
| Brisk.....                | 7           | Float.....           | 4           | Lucio.....             | 10          | Ronda.....               | 7           |
| Build.....                | 5           | Flock.....           | 4           | Ludwig.....            | 8           | Roster.....              | 8           |
| Buoy.....                 | 7           | Flow.....            | 7           | Mandala.....           | 6           | Row.....                 | 5           |
| Byways.....               | 8           | Flux.....            | 8           | Mapping Ideas.....     | 8           | Rubato.....              | 7           |
| Cairns.....               | 8           | Focal.....           | 4           | Marathon C-Zero.....   | 2           | Rush Hour.....           | 8           |
| Camber.....               | 8           | Fold.....            | 8           | Marcel.....            | 8           | Sail.....                | 7           |
| Cameo (Panel).....        | 3           | Follow CV.....       | 5           | Meander (Panel).....   | 3           | Sanya CV.....            | 5           |
| Canter Epu.....           | 3           | Foray.....           | 5           | Memory.....            | 8           | Score.....               | 6           |
| Carlo.....                | 8           | Foundation.....      | 7           | Mezzanine.....         | 7           | Scrabble.....            | 4           |
| Cashmere II.....          | 5           | Free.....            | 4           | Mikro.....             | 7           | Script (Panel).....      | 3           |
| Central.....              | 6           | Frida CV.....        | 6           | Millennium C-Zero..... | 2           | Sensory CV.....          | 4           |
| Centric.....              | 7           | Fuse.....            | 3           | Mixology CV.....       | 4           | Shuttle.....             | 6           |
| Channel.....              | 6           | Geo.....             | 8           | Mogul Epu.....         | 5           | Sidestep.....            | 7           |
| Chime CV.....             | 5           | Glide.....           | 6           | Nagoya.....            | 8           | Silica.....              | 7           |
| Chipper.....              | 8           | Glint (Panel).....   | 3           | Nifty.....             | 4           | Silica Andy.....         | 7           |
| Chromatic.....            | 7           | Graph.....           | 8           | Nimble.....            | 8           | Silica Arc.....          | 7           |
| Cityscape.....            | 8           | Grid.....            | 3           | Oath.....              | 6           | Silica Bauble.....       | 7           |
| Civil.....                | 7           | Groove Epu.....      | 5           | Odyssey C-Zero.....    | 2           | Silica Blend.....        | 6           |
| Clang.....                | 4           | Guideline.....       | 7           | Origin.....            | 1           | Silica Bracket.....      | 7           |
| Climb.....                | 7           | Guild.....           | 2           | Otto.....              | 4           | Silica Bubbler.....      | 7           |
| Collect.....              | 5           | Habit.....           | 4           | Overpass.....          | 6           | Silica Checker.....      | 7           |
| Colorwheel.....           | 7           | Halo.....            | 7           | Pact (Panel).....      | 3           | Silica Chopsticks.....   | 7           |
| Cover Cloth.....          | 3           | Hearsay.....         | 7           | Painting Strokes.....  | 8           | Silica Compass.....      | 7           |
| Croquet.....              | 7           | Highline.....        | 7           | Panorama.....          | 8           | Silica Cusp.....         | 7           |
| Crossing Colors.....      | 8           | Hitch.....           | 5           | Pantheon.....          | 8           | Silica Deflect.....      | 7           |
| Crosswise.....            | 5           | Hobnob.....          | 4           | Parable.....           | 7           | Silica Effloresce.....   | 7           |
| Cube.....                 | 7           | Hop.....             | 6           | Parenthesis.....       | 3           | Silica Etc.....          | 7           |
| Culture.....              | 6           | Hue.....             | 4           | Pax.....               | 7           | Silica Etch.....         | 7           |
| Current.....              | 4           | Hyde CV.....         | 4           | Perk.....              | 3           | Silica Excursion.....    | 7           |
| Curtain Call (Panel)..... | 3           | Improv CV.....       | 4           | Phase.....             | 8           | Silica Fiona.....        | 7           |
| Cutout.....               | 9           | Infinity C-Zero..... | 2           | Photon.....            | 7           | Silica Flick.....        | 7           |

Indiana Furniture strives to make as many upholsteries available as possible. However, it is not practical for us to test every offering on every chair as it is made available. If you have any concerns about our ability to upholster your selection on a particular frame please contact us and we will be glad to order a memo sample from this supplier for testing. Call Customer Service at 800.422.5727.

For Momentum Samples Call 800.366.6839 or Visit [www.memosamples.com](http://www.memosamples.com)

| Pattern Name               | Price Grade | Pattern Name          | Price Grade |
|----------------------------|-------------|-----------------------|-------------|
| Silica Fresco.....         | 7           | Trivia.....           | 8           |
| Silica Fritz.....          | 7           | Tufted.....           | 8           |
| Silica Gidget.....         | 7           | Turin.....            | 8           |
| Silica Hiatus.....         | 7           | Universe (Panel)..... | 3           |
| Silica Hoop.....           | 7           | Uplift.....           | 7           |
| Silica Jig.....            | 7           | Vanguard CV.....      | 4           |
| Silica Kip.....            | 7           | Velocity.....         | 5           |
| Silica Leather.....        | 6           | Via.....              | 4           |
| Silica Likely.....         | 7           | Viva II.....          | 6           |
| Silica Motive.....         | 7           | Vox.....              | 3           |
| Silica Reach.....          | 7           | Wander.....           | 7           |
| Silica Roam.....           | 7           | Waver.....            | 6           |
| Silica Scout.....          | 7           | Weaving Palettes..... | 7           |
| Silica Spoke.....          | 7           | Well Well Well.....   | 9           |
| Silica Strata.....         | 7           | Whim.....             | 7           |
| Silica Stride.....         | 7           | Whit Epu.....         | 5           |
| Silica Suede.....          | 6           | Why Why Why.....      | 8           |
| Silica Tao.....            | 7           | Widget.....           | 3           |
| Silica Tech.....           | 7           | Zipped.....           | 7           |
| Silica Thatch.....         | 7           |                       |             |
| Silica Today Here Now..... | 7           |                       |             |
| Silica Triad.....          | 7           |                       |             |
| Silica Waltz.....          | 7           |                       |             |
| Silica Wifi.....           | 7           |                       |             |
| Site Line.....             | 8           |                       |             |
| Sketching Air.....         | 8           |                       |             |
| Skip.....                  | 4           |                       |             |
| Slice.....                 | 4           |                       |             |
| Small Talk.....            | 7           |                       |             |
| Solace.....                | 5           |                       |             |
| Solitaire.....             | 5           |                       |             |
| Speakeasy CV.....          | 5           |                       |             |
| Spontaneous.....           | 8           |                       |             |
| Sport.....                 | 5           |                       |             |
| Spunk CV.....              | 5           |                       |             |
| Starboard.....             | 7           |                       |             |
| Story.....                 | 7           |                       |             |
| Stroll.....                | 4           |                       |             |
| Strum.....                 | 7           |                       |             |
| Strut.....                 | 5           |                       |             |
| Subdivide.....             | 7           |                       |             |
| Sunny.....                 | 6           |                       |             |
| Swim.....                  | 3           |                       |             |
| Synergy.....               | 6           |                       |             |
| Syntax.....                | 4           |                       |             |
| Tack.....                  | 4           |                       |             |
| Tactic.....                | 8           |                       |             |
| Tag.....                   | 7           |                       |             |
| Tanner.....                | 4           |                       |             |
| Tenor (Panel).....         | 3           |                       |             |
| Tesla.....                 | 7           |                       |             |
| Tilt.....                  | 6           |                       |             |
| Toggle.....                | 3           |                       |             |
| Traction.....              | 8           |                       |             |
| Tradition C-Zero.....      | 2           |                       |             |
| Trapeze.....               | 7           |                       |             |
| Trefoil.....               | 6           |                       |             |
| Tribeca CV.....            | 4           |                       |             |
| Trilogy.....               | 6           |                       |             |

Indiana Furniture strives to make as many upholsteries available as possible. However, it is not practical for us to test every offering on every chair as it is made available. If you have any concerns about our ability to upholster your selection on a particular frame please contact us and we will be glad to order a memo sample from this supplier for testing. Call Customer Service at 800.422.5727.

For Momentum Samples Call 800.366.6839 or Visit [www.memosamples.com](http://www.memosamples.com)



## PALLAS TEXTILES GRADING

| Pattern Name             | Price Grade | Pattern Name           | Price Grade | Pattern Name       | Price Grade |
|--------------------------|-------------|------------------------|-------------|--------------------|-------------|
| Abstract Chevron.....    | 7           | Grille.....            | 6           | Prose.....         | 7           |
| Adele.....               | 6           | Groove.....            | 7           | Ravenna.....       | 7           |
| Alea.....                | 5           | Ground Breaking.....   | 6           | Reel To Reel.....  | 7           |
| Allure.....              | 7           | H2O.....               | 6           | Reflection.....    | 5           |
| Amari.....               | 6           | Halftone.....          | 6           | Reverb.....        | 6           |
| Aphrodite.....           | 5           | Harmony.....           | 7           | Rogue.....         | 5           |
| Arc.....                 | 7           | Haven.....             | 7           | Rooftops.....      | 6           |
| Arjuna.....              | 4           | Hearth.....            | 6           | Round.....         | 7           |
| Artemis.....             | 7           | Heritage.....          | 5           | Rove.....          | 5           |
| Asha.....                | 6           | Hitch.....             | 7           | Sandstone.....     | 4           |
| Asymmetric.....          | 6           | Holy Cow.....          | 6           | Seeking Truth..... | 4           |
| Athalie.....             | 7           | Holy Cow Too.....      | 6           | Selvedge.....      | 6           |
| Awe.....                 | 6           | Hyperion.....          | 7           | Sheepish.....      | 7           |
| Axis.....                | 6           | Icon.....              | 4           | Sherlock.....      | 6           |
| Ballad.....              | 7           | Infinite Helix.....    | 6           | Shift.....         | 7           |
| Basaltes.....            | 7           | Inlay.....             | 6           | Solid Footing..... | 6           |
| Basket.....              | 6           | Jaunt.....             | 7           | Sonnet.....        | 7           |
| Bedford.....             | 6           | Jet Set.....           | 7           | Spontaneous.....   | 7           |
| Bonnaroo.....            | 6           | Juggernaut.....        | 6           | Spot On.....       | 5           |
| Boulevard.....           | 6           | Kwaart.....            | 7           | Spun.....          | 5           |
| Bounce.....              | 6           | Lattice.....           | 7           | Stamped Out.....   | 6           |
| Brogue.....              | 5           | Le Fleur.....          | 7           | Stereo Stripe..... | 6           |
| Burnish.....             | 5           | Line.....              | 5           | Stipple.....       | 6           |
| Carmin.....              | 7           | Louver.....            | 6           | Stippling.....     | 6           |
| Chakra.....              | 6           | Lytic.....             | 6           | Stitch.....        | 5           |
| Chic.....                | 7           | Majolica.....          | 7           | Suji Stripe.....   | 7           |
| Chitra.....              | 6           | Marbles.....           | 6           | Surface.....       | 6           |
| Coco.....                | 6           | Marrakesh Express..... | 6           | Taboo.....         | 7           |
| Composition.....         | 7           | Melody Maker.....      | 6           | Tartan.....        | 7           |
| Construct.....           | 7           | Merge.....             | 5           | Tatami.....        | 5           |
| Cross Hatch.....         | 5           | Mesh.....              | 6           | Tech.....          | 5           |
| Curve.....               | 6           | Milano.....            | 7           | Terra.....         | 4           |
| Cybele.....              | 6           | Mix.....               | 7           | Tessalation.....   | 5           |
| Decked Out.....          | 7           | Mod.....               | 7           | The Burbs.....     | 6           |
| Deeply Rooted.....       | 7           | Modern Blaze.....      | 6           | Threads.....       | 6           |
| Deflect.....             | 6           | Mosaic.....            | 5           | Translation.....   | 6           |
| Deflection.....          | 5           | Nap.....               | 4           | Trapunto.....      | 7           |
| Déjà vu.....             | 5           | Nappa.....             | 6           | Trek.....          | 6           |
| Demeter.....             | 7           | Neo.....               | 7           | Trellis.....       | 6           |
| Donegal Plain.....       | 7           | Night Cap.....         | 6           | Tulips.....        | 7           |
| Dot Dot Dot.....         | 7           | Nomad.....             | 6           | Turtle Neck.....   | 7           |
| Drift.....               | 6           | Ode.....               | 7           | Twine.....         | 5           |
| Edge.....                | 6           | Off Track.....         | 5           | Unraveled.....     | 6           |
| Essence.....             | 5           | On The Fringe.....     | 7           | Unspun.....        | 7           |
| Etch.....                | 5           | Ooh La Lana.....       | 6           | Urbanized.....     | 5           |
| Ethos.....               | 6           | Origin.....            | 4           | Utopia.....        | 6           |
| Flexing Muscles.....     | 6           | Painted Stripe.....    | 7           | Vertices.....      | 6           |
| Flux.....                | 6           | Panache.....           | 4           | Vespa.....         | 5           |
| Fracture.....            | 6           | Patagonia.....         | 7           | Wander.....        | 4           |
| French Crepe.....        | 7           | Patina.....            | 6           | West Bengal.....   | 6           |
| Friendship Bracelet..... | 5           | Perception.....        | 7           | Whim.....          | 6           |
| Frieze.....              | 5           | Petals.....            | 5           | Wonder Wheel.....  | 7           |
| Fuse.....                | 7           | Phenomena.....         | 7           | Work Horse.....    | 7           |
| Gather.....              | 5           | Pinch Pleat.....       | 6           |                    |             |
| Gene Pool.....           | 7           | Plush.....             | 5           |                    |             |
| Glam.....                | 6           | Point.....             | 5           |                    |             |
| Glitz.....               | 5           | Polka Dotty.....       | 6           |                    |             |
| Graph.....               | 5           | Popcorn.....           | 5           |                    |             |
| Grid.....                | 6           | Posh.....              | 6           |                    |             |
| Grill Cloth.....         | 6           | Promenade.....         | 6           |                    |             |

Indiana Furniture strives to make as many upholsteries available as possible. However, it is not practical for us to test every offering on every chair as it is made available. If you have any concerns about our ability to upholster your selection on a particular frame please contact us and we will be glad to order a memo sample from this supplier for testing. Call Customer Service at 800.422.5727.

For Pallas Textiles Samples Call 800.472.5527 or Visit [www.pallastextiles.com](http://www.pallastextiles.com)

| Pattern Name          | Price Grade | Pattern Name           | Price Grade | Pattern Name              | Price Grade | Pattern Name            | Price Grade |
|-----------------------|-------------|------------------------|-------------|---------------------------|-------------|-------------------------|-------------|
| Acrobat .....         | 7           | Charlotte.....         | 3           | Fizz.....                 | 5           | Kusari .....            | 4           |
| Adagio.....           | 5           | Chroma .....           | 5           | Fizz 2.0 .....            | 5           | Kusari 2.0 .....        | 4           |
| Aerie (Panel).....    | 3           | Cinema .....           | 7           | Flanders.....             | 4           | La Scalina .....        | 7           |
| Aero .....            | 3           | Cirque.....            | 5           | Fleck .....               | 3           | Lara .....              | 3           |
| Affinity .....        | 7           | Cirque 2.0.....        | 5           | Flex.....                 | 3           | Laredo.....             | 4           |
| Affinity 2.0 .....    | 7           | Citadel.....           | 4           | Focus (Panel).....        | 3           | Lateral.....            | 3           |
| Alamo.....            | 3           | Citadel 2.0.....       | 4           | Fractal .....             | 7           | Latitude.....           | 2           |
| Alfresco.....         | 6           | Clean Slate.....       | 4           | Frequency .....           | 5           | Lattice .....           | 4           |
| Alignment .....       | 6           | Clean Slate 2.0 .....  | 4           | Frequency 2.0 .....       | 5           | Lava.....               | 7           |
| Ally (Panel).....     | 3           | Code (Panel).....      | 2           | Full Turn .....           | 7           | Lava 2.0 .....          | 7           |
| Amplify .....         | 3           | Color Block .....      | 7           | Furrows.....              | 4           | Level.....              | 5           |
| Anagram .....         | 5           | Colorguard.....        | 3           | Fuse .....                | 3           | Level 2.0 .....         | 5           |
| Aperture (Panel)..... | 3           | Colorguard 2.0.....    | 3           | Fuse 2.0 .....            | 3           | Lexie .....             | 7           |
| Arbor.....            | 5           | Comeback.....          | 7           | Galileo .....             | 7           | Lifecycle.....          | 7           |
| Ardent .....          | 4           | Connect .....          | 4           | Galileo 2.0 .....         | 7           | Lift.....               | 7           |
| Arioso.....           | 6           | Connect 2.0 .....      | 4           | Genesis (Panel) .....     | 2           | Linea (Panel).....      | 4           |
| Armature.....         | 7           | Continuum .....        | 5           | GeoMet.....               | 4           | Live Wire .....         | 7           |
| Array (Panel).....    | 3           | Converge.....          | 7           | Gesture.....              | 8           | Loophole .....          | 5           |
| Artisan.....          | 3           | Core.....              | 3           | Glisten .....             | 9           | Lorelai - MB .....      | 5           |
| Avant .....           | 4           | Core 2.0 .....         | 3           | Grand Sierra .....        | 4           | Lucent .....            | 8           |
| Backdrop (Panel)..... | 3           | Corium.....            | 6           | Grand Sierra 2.0 .....    | 4           | Lulu (Panel).....       | 3           |
| Bandwidth.....        | 7           | Criss Cross.....       | 4           | Graph.....                | 5           | Lunaria .....           | 7           |
| Banyan.....           | 6           | Criss Cross 2.0 .....  | 4           | Gravity.....              | 5           | Luster.....             | 5           |
| Bari.....             | 7           | Current .....          | 7           | Grille.....               | 4           | Luther II (Panel) ..... | 3           |
| Bari 2.0 .....        | 7           | Cush .....             | 3           | Grille 2.0 .....          | 4           | Mandala .....           | 5           |
| Basket Too!.....      | 7           | Cyma .....             | 6           | Handwork.....             | 6           | Mantra .....            | 7           |
| Bass Line .....       | 6           | Dakota.....            | 4           | Happy Tappy .....         | 7           | Marquetry.....          | 6           |
| Batik.....            | 7           | Dapple (Panel).....    | 3           | Harrison - MB .....       | 5           | Martini .....           | 7           |
| Baxter.....           | 4           | Dart.....              | 3           | Hashtag.....              | 6           | Martini 2.0 .....       | 7           |
| Bespoke.....          | 5           | Deflection.....        | 6           | Haven.....                | 5           | Mason (Panel).....      | 3           |
| Binary (Panel).....   | 4           | Detail .....           | 5           | Helix .....               | 7           | Matrix .....            | 5           |
| Bistro .....          | 4           | Deza .....             | 7           | Hexie .....               | 6           | Maxwell.....            | 4           |
| Blip .....            | 3           | Didi.....              | 6           | Hi-Fi .....               | 3           | Maze.....               | 7           |
| Bliss.....            | 7           | Divvy.....             | 8           | Highlands .....           | 4           | Median.....             | 7           |
| Bloom.....            | 8           | Donegal .....          | 5           | Highlight.....            | 3           | Menagerie .....         | 7           |
| Bond .....            | 6           | Drift.....             | 5           | Hive.....                 | 3           | Mesa.....               | 9           |
| Boomerang.....        | 7           | Drizzle .....          | 7           | Honeycomb .....           | 4           | Meteor.....             | 7           |
| Borderline.....       | 6           | Duet.....              | 5           | Hopsack .....             | 4           | Mica.....               | 4           |
| Box Chain .....       | 3           | Eddy.....              | 8           | Hush.....                 | 6           | Mica 2.0 .....          | 4           |
| Breton.....           | 6           | Effervescence.....     | 7           | I Spy .....               | 6           | Migration .....         | 8           |
| Brilliant.....        | 3           | Effervescence 2.0..... | 7           | Impress w/StaKleen™ ..... | 6           | Moby .....              | 3           |
| Brixton .....         | 7           | Elderberry .....       | 7           | Imprint (Panel) .....     | 3           | Moccasin.....           | 7           |
| Broadband.....        | 7           | Eli.....               | 7           | Infinity Plush.....       | 7           | Moccasin 2.0 .....      | 3           |
| Brushwork.....        | 6           | Eli 2.0.....           | 7           | Inked.....                | 7           | Mod .....               | 7           |
| Bryant Park.....      | 3           | English Pub.....       | 4           | Inside Track .....        | 4           | Modena .....            | 7           |
| Bubblerake.....       | 7           | Entrada.....           | 4           | Intermix (Panel) .....    | 3           | Modena 2.0.....         | 7           |
| Bubblerake 2.0 .....  | 7           | Equator .....          | 7           | Ishi.....                 | 7           | Modernist .....         | 8           |
| Burkshire .....       | 4           | Equinox.....           | 5           | Jala .....                | 8           | Monhegan .....          | 6           |
| Calibration.....      | 7           | Essential.....         | 3           | Jambi Stripe Too!.....    | 6           | Montage.....            | 5           |
| Cannon Beach.....     | 8           | Etch.....              | 7           | Jillian.....              | 3           | Montana.....            | 4           |
| Carlisle.....         | 4           | Euclid.....            | 3           | Juxy.....                 | 7           | Montana 2.0.....        | 4           |
| Casablanca.....       | 7           | Excursion.....         | 2           | Juxy 2.0 .....            | 7           | Multiply .....          | 8           |
| Casablanca 2.0 .....  | 7           | Expressions.....       | 4           | Kalahari.....             | 6           | Myth.....               | 7           |
| Cassidy.....          | 4           | Fast Lane.....         | 3           | Kennebunk.....            | 6           | Natural World.....      | 7           |
| Cassidy 2.0 .....     | 4           | Feature.....           | 8           | Kid.....                  | 6           | Natural World 2.0 ..... | 7           |
| Catalina.....         | 6           | Fenestra Too!.....     | 7           | Kilkenny Tweed .....      | 4           | Naugaleather.....       | 4           |
| Ceremony.....         | 6           | Fiberdrill .....       | 6           | Kilkenny Tweed 2.0 .....  | 4           | Naugasoft.....          | 4           |
| Channel.....          | 4           | Fidget.....            | 5           | Kinetic .....             | 6           | Nest.....               | 6           |
| Channel 2.0.....      | 4           | Figment .....          | 6           | Kingsman .....            | 5           | Network.....            | 5           |

*Stinson continues on next page.*

Indiana Furniture strives to make as many upholsteries available as possible. However, it is not practical for us to test every offering on every chair as it is made available. If you have any concerns about our ability to upholster your selection on a particular frame please contact us and we will be glad to order a memo sample from this supplier for testing. Call Customer Service at 800.422.5727.

For CF Stinson Samples Call 800.841.6279 or Visit [www.cfstinson.com](http://www.cfstinson.com)

| Pattern Name              | Price Grade | Pattern Name              | Price Grade | Pattern Name              | Price Grade | Pattern Name    | Price Grade |
|---------------------------|-------------|---------------------------|-------------|---------------------------|-------------|-----------------|-------------|
| New Hempstead .....       | 3           | Revolve .....             | 7           | Steppe.....               | 7           | Wyatt.....      | 5           |
| Nikko (Panel) .....       | 3           | Revolve 2.0 .....         | 7           | Stitch in Time .....      | 3           | Ybor .....      | 6           |
| Nimble.....               | 6           | Rhythm .....              | 8           | Storyboard.....           | 8           | Zanzibar.....   | 8           |
| Nishiki.....              | 4           | Rialto .....              | 4           | Strand .....              | 4           | Ziggy .....     | 4           |
| Nishiki 2.0 .....         | 4           | Riddle.....               | 3           | Stratford .....           | 9           | Ziggy 2.0 ..... | 4           |
| Nova.....                 | 4           | Ringer (Panel).....       | 3           | Stride.....               | 4           | Zoom .....      | 5           |
| Nubbly.....               | 6           | Ripple .....              | 7           | Stuff .....               | 9           |                 |             |
| Obscura.....              | 5           | Ripple 2.0 .....          | 7           | Summit.....               | 5           |                 |             |
| Odeon.....                | 7           | Ritz .....                | 4           | Sunburst .....            | 7           |                 |             |
| Offset.....               | 7           | Rivera .....              | 6           | Sundance w/StaKleen™..... | 6           |                 |             |
| Olivia.....               | 3           | Roadmap.....              | 4           | Supersiliness .....       | 7           |                 |             |
| Olympus .....             | 7           | Rogue II.....             | 3           | Surf (Panel) .....        | 2           |                 |             |
| Olympus 2.0 .....         | 7           | Round Trip .....          | 7           | Swipe.....                | 6           |                 |             |
| Orbit.....                | 4           | Route .....               | 4           | Switchboard .....         | 5           |                 |             |
| Orbit 2.0 .....           | 4           | Rubric .....              | 6           | Swivel .....              | 7           |                 |             |
| Orvilla .....             | 7           | Salinas .....             | 8           | Symphony Classic.....     | 4           |                 |             |
| Outlander .....           | 4           | San Simeon.....           | 8           | Sync .....                | 7           |                 |             |
| Overlay.....              | 5           | Sarto .....               | 5           | System .....              | 5           |                 |             |
| Oxford .....              | 4           | Satchel .....             | 4           | Tally (Panel).....        | 4           |                 |             |
| Oxford 2.0 .....          | 4           | Scintillate .....         | 7           | Tangram.....              | 5           |                 |             |
| Pacifica.....             | 7           | Scoprena .....            | 7           | Tender .....              | 9           |                 |             |
| Paloma .....              | 4           | Scout.....                | 4           | Tendrill.....             | 4           |                 |             |
| Paradox.....              | 6           | Scout 2.0 .....           | 4           | Tendrill 2.0 .....        | 4           |                 |             |
| Park Avenue .....         | 6           | Script .....              | 5           | Tessuto.....              | 4           |                 |             |
| Patriot Plus II.....      | 3           | Script 2.0 .....          | 5           | Tessuto 2.0 .....         | 4           |                 |             |
| Patriot Plus II 2.0 ..... | 3           | Season.....               | 7           | Threads .....             | 7           |                 |             |
| Penelope.....             | 5           | Sedona.....               | 9           | Thrive.....               | 7           |                 |             |
| Pergola.....              | 5           | Sensor .....              | 7           | Tidbit .....              | 6           |                 |             |
| Perimeter.....            | 4           | Sentry-HC.....            | 4           | Torus .....               | 6           |                 |             |
| Perspective.....          | 7           | Sentry-HC 2.0 .....       | 4           | Touch Base .....          | 4           |                 |             |
| Perspective 2.0.....      | 7           | Sequence.....             | 3           | Touchstone .....          | 4           |                 |             |
| Petal Dots .....          | 7           | Serene .....              | 8           | Tranquility .....         | 6           |                 |             |
| Piccadilly .....          | 5           | Shantung .....            | 4           | Transcend.....            | 3           |                 |             |
| Pinball.....              | 5           | Shantung 2.0 .....        | 4           | Traverse .....            | 8           |                 |             |
| Ping Pong .....           | 7           | Shift.....                | 3           | Tribeca .....             | 4           |                 |             |
| Plexus .....              | 6           | Shimmy.....               | 5           | Trio .....                | 7           |                 |             |
| Pod.....                  | 7           | Shuffle.....              | 8           | Tuft .....                | 6           |                 |             |
| Polka .....               | 3           | Sideline .....            | 4           | Tussah (Panel) .....      | 3           |                 |             |
| Polygon.....              | 7           | Sight Line (Panel).....   | 3           | Twiggy.....               | 5           |                 |             |
| Posey .....               | 5           | Silicone-Avail.....       | 8           | Twist.....                | 7           |                 |             |
| Posh .....                | 5           | Silicone-Downtown.....    | 8           | Valise .....              | 2           |                 |             |
| Power Grid.....           | 6           | Silicone-Max ONE.....     | 8           | Vanish.....               | 7           |                 |             |
| Prime (Panel) .....       | 2           | Silicone-Uptown.....      | 8           | Vapor .....               | 7           |                 |             |
| Prisma .....              | 6           | Sirocco .....             | 7           | Vector .....              | 4           |                 |             |
| Prodigy .....             | 8           | Sleek .....               | 4           | Verge .....               | 7           |                 |             |
| Profile .....             | 3           | Sleek 2.0 .....           | 4           | Voltage.....              | 7           |                 |             |
| Progression.....          | 6           | Sleeping Bear Dunes ..... | 6           | Volterra-HC.....          | 9           |                 |             |
| Promenade .....           | 5           | Smoothie .....            | 4           | Vortexia .....            | 7           |                 |             |
| Promenade 2.0 .....       | 5           | Smoothie 2.0 .....        | 4           | Vortexia 2.0 .....        | 7           |                 |             |
| Queue.....                | 6           | Solitaire.....            | 3           | Walk the Line .....       | 7           |                 |             |
| Radiance .....            | 8           | Spirit Millennium .....   | 4           | Walk the Line 2.0 .....   | 7           |                 |             |
| Raffia .....              | 5           | Splice .....              | 7           | Waterwand .....           | 7           |                 |             |
| Raffia 2.0 .....          | 5           | Spreed (Panel) .....      | 3           | Waterwand 2.0 .....       | 7           |                 |             |
| Rally .....               | 3           | Sprint.....               | 3           | Weft .....                | 4           |                 |             |
| Raquette.....             | 6           | Square One.....           | 3           | Whirl .....               | 7           |                 |             |
| Raya .....                | 7           | Squire .....              | 5           | Wicker .....              | 7           |                 |             |
| Realm .....               | 5           | Staple .....              | 2           | Wicker 2.0.....           | 7           |                 |             |
| Retrograde.....           | 3           | Stat-Con .....            | 6           | Winnly .....              | 5           |                 |             |
| Revolution.....           | 6           | Stellar .....             | 4           | Wish.....                 | 9           |                 |             |

Indiana Furniture strives to make as many upholsteries available as possible. However, it is not practical for us to test every offering on every chair as it is made available. If you have any concerns about our ability to upholster your selection on a particular frame please contact us and we will be glad to order a memo sample from this supplier for testing. Call Customer Service at 800.422.5727.

For CF Stinson Samples Call 800.841.6279 or Visit [www.cfstinson.com](http://www.cfstinson.com)





**Pattern Name Price Grade**

|                  |    |
|------------------|----|
| Caprone .....    | L1 |
| Davenport .....  | L1 |
| Old English..... | L2 |

For Cortina Samples Call 800.356.1177 or Visit [www.cortinaleathers.com](http://www.cortinaleathers.com)



**Pattern Name Price Grade**

|              |    |
|--------------|----|
| Lena .....   | L1 |
| Sierra ..... | L1 |
| Vulcano..... | L1 |

For Green Hides Leather Samples Call 888.326.0122 or Visit [www.greenhides.com](http://www.greenhides.com)



**Pattern Name Price Grade**

|                 |   |
|-----------------|---|
| Dolce.....      | 4 |
| Genero.....     | 2 |
| Maglia.....     | 3 |
| Modena .....    | 2 |
| Silvertex ..... | 3 |
| Whisper .....   | 2 |

For Spradling Fabric Samples Call 800.333.0955 or Visit [spradling.group/en-us](http://spradling.group/en-us)



**Pattern Name Price Grade**

|                         |   |                                  |   |                                   |   |                         |   |
|-------------------------|---|----------------------------------|---|-----------------------------------|---|-------------------------|---|
| Brisa Distressed.....   | 5 | UF Select Montage.....           | 3 | Ultraleather Pony.....            | 5 | Ultratech Dwell.....    | 6 |
| Brisa Fresco.....       | 6 | Ultraleather Fusion.....         | 5 | Ultraleather Pro.....             | 6 | Ultratech Eco Tech..... | 6 |
| Brisa Mokume .....      | 6 | Ultraleather Fusion Shimmer .... | 6 | Ultraleather Promessa.....        | 5 | Ultratech Helix .....   | 7 |
| Brisa Original.....     | 5 | Ultraleather Geom.....           | 5 | Ultraleather Reef.....            | 6 | Ultratech Wired .....   | 6 |
| Brisa Spectra.....      | 6 | Ultraleather Linen .....         | 6 | Ultraleather Tottori.....         | 5 |                         |   |
| UF Select Impasto ..... | 3 | Ultraleather Original .....      | 5 | Ultraleather Volar Bio-Based..... | 7 |                         |   |
| UF Select Lino.....     | 3 | Ultraleather Pearlized.....      | 5 | Ultratech Cove .....              | 6 |                         |   |

For Ultrafabric Samples Call 877.309.6648 or Visit [www.ultrafabricsinc.com](http://www.ultrafabricsinc.com)



# Occasional Tables

### SURFACE MATERIAL DIGITAL IMAGES & BROCHURE

The finishes represented on Indiana Furniture's Surface Material Finish Brochure were reproduced using the finest technology available. Samples of our finishes and laminates are available for order through our Collateral Store. Please verify your desired finish before ordering as such orders are not subject to return to Indiana Furniture.

Contact your local Indiana Furniture Sales Representative or our Customer Service team should you need assistance.

### GLIDES

All tables ship with non-marring glides, some series offering leveling glides as standard. See pricing pages for each series for more information.

### FINISH

Indiana Furniture standard occasional table finishes correspond to casegoods and conferencing finishes and laminates. Minor variations in finish color and value may occur due to the natural characteristics of wood. Consult this price list for specific finish availability within each series.

**Special Finishes:** Indiana Furniture is able to accommodate our customer's needs for specific finish matches. Please submit a 3"x5" sample panel to Customer Service for quotation and lead time.

An overview of our finishes and laminate options can be found on the inside of the back cover of this price list.

Arlington offers all the grace and embellishments associated with traditional styling with an added emphasis on value. Finely crafted in select solids with walnut and cherry veneers and high pressure laminate worksurfaces, Arlington ensures quality and expert craftsmanship with a selection of configurations for today's functional workspaces.

### CONSTRUCTION

- Veneers on exposed surfaces feature select grade, plain sliced American Black Walnut or Cherry veneers, carefully selected and matched to assure proper balance and consistency
- Veneer tops have a 5-ply balanced construction, 1 $\frac{3}{16}$ " thick with solid hardwood rims with butt corners
- HPL tops have a 3-ply balanced construction, 1 $\frac{3}{16}$ " thick, with solid hardwood rims with butt corners
- Grain direction runs left to right
- All units ship with heavy duty, adjustable leveling glides to ensure proper leveling and compensation for uneven floors
- Shipped KD; Some Assembly Required

### HOW TO ORDER EXAMPLE

| Model No. | Description            | Example |
|-----------|------------------------|---------|
| 29-2124ET | Top Material<br>Finish | W<br>CO |

### veneer (w) options

Veneer features UVAdvantage, an ultra-violet finish, on all exposed surfaces by utilizing roll-coat UV technology. Apron rails and table legs use a multi-step, hand finished process with a catalyzed finish

|     |                    |     |                     |
|-----|--------------------|-----|---------------------|
| AW  | Artisan Walnut     | HW  | Harvest Walnut      |
| CO  | Columbian Walnut   | LW  | Legacy Walnut       |
| DC  | Dark Cherry        | MW  | Mahogany Walnut     |
| DFW | Dark Forest Walnut | SCH | Select Cherry       |
| EW  | Espresso           | SKC | Shaker Cherry       |
| GC  | Golden Cherry      | WC  | Williamsburg Cherry |

### HPL (P) TOP OPTIONS

#### WOODGRAIN

|    |                  |     |                     |
|----|------------------|-----|---------------------|
| CO | Columbian Walnut | SCH | Select Cherry       |
| EF | Espresso         | SKC | Shaker Cherry       |
| GC | Golden Cherry    | WC  | Williamsburg Cherry |
| MW | Mahogany Walnut  |     |                     |

### TABLE EDGE PROFILE



Arlington

### CERTIFICATIONS & COMPLIANCE

- Intertek Sustainability Certified
- BIFMA level® Certified
- BIFMA Compliant® Certified
- TSCA Title VI (CARB) Compliance
- US Green Building's LEED® Contribution

### STATEMENT OF LINE



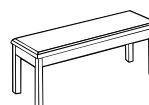
End Table  
29-2124ET  
[\(See Details\)](#)



Lamp Table  
29-2424LT  
[\(See Details\)](#)

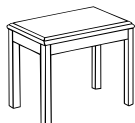


Square Magazine  
Table  
29-3636MT  
[\(See Details\)](#)



Magazine Table  
29-1847MT  
[\(See Details\)](#)

| Item      | Model No. | W  | D  | H   | Ship Wt | Cubic Ft | List Price |      |
|-----------|-----------|----|----|-----|---------|----------|------------|------|
| END TABLE | 29-2124ET | 21 | 24 | 21½ | 25      | 2.0      | P\$        | 963  |
|           |           |    |    |     |         |          | W\$        | 1123 |



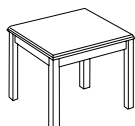
Must Specify (in this order):

Model #  
Top Material  
Finish/Color

### Description

- Available with Veneer (W) or HPL (P) Top, Must Specify
- Hardwood Legs
- Shipped KD; Some Assembly Required

|            |           |    |    |     |    |     |     |      |
|------------|-----------|----|----|-----|----|-----|-----|------|
| LAMP TABLE | 29-2424LT | 24 | 24 | 21½ | 25 | 2.0 | P\$ | 1078 |
|            |           |    |    |     |    |     | W\$ | 1156 |



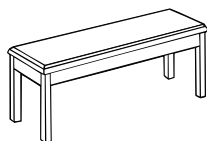
Must Specify (in this order):

Model #  
Top Material  
Finish/Color

### Description

- Available with Veneer (W) or HPL (P) Top, Must Specify
- Hardwood Legs
- Shipped KD; Some Assembly Required

|                |           |    |    |    |    |     |     |      |
|----------------|-----------|----|----|----|----|-----|-----|------|
| MAGAZINE TABLE | 29-1847MT | 47 | 18 | 16 | 47 | 3.4 | P\$ | 1156 |
|                |           |    |    |    |    |     | W\$ | 1349 |



Must Specify (in this order):

Model #  
Top Material  
Finish/Color  
Leg

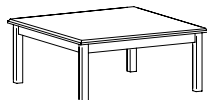
### Description

- Available with Veneer (W) or HPL (P) Top, Must Specify
- Left to Right Grain Direction on Worksurface
- Hardwood Legs
- Shipped KD; Some Assembly Required
- Optional 30" Legs; See Below

### Desk Base Molding Options: Must Specify and Add

|       |                     |    |     |
|-------|---------------------|----|-----|
| SH-36 | Optional 30" H Legs | \$ | 209 |
|-------|---------------------|----|-----|

|                       |           |    |    |    |    |     |     |      |
|-----------------------|-----------|----|----|----|----|-----|-----|------|
| SQUARE MAGAZINE TABLE | 29-3636MT | 36 | 36 | 16 | 60 | 5.5 | P\$ | 1235 |
|                       |           |    |    |    |    |     | W\$ | 1443 |



Must Specify (in this order):

Model #  
Top Material  
Finish/Color

### Description

- Available with Veneer (W) or HPL (P) Top, Must Specify
- Hardwood Legs
- Shipped KD; Some Assembly Required



Wilmington/Arlington

P = HPL W = Veneer

For ordering options, [see overview at the beginning of this section.](#)

From lounge areas, to private office, to conference settings, the Bailey Collection can make a statement. Bailey tables are offered in square and rectangular cocktail tables, as well as end tables, in a wide range of veneers and laminates with two edge profiles. Pair Bailey tables with the collection's chairs, settees, sofas, and ottomans.

### CONSTRUCTION

- Bases for tables are manufactured using steel frames with a chrome finish
- The wood veneer tops are made of select grade sliced Black Walnut, Cherry, Maple, or composite veneers for maximum grain and color consistency
- Veneer tops are  $\frac{3}{4}$ " with 1mm veneer edge bands
- Laminate tops are  $\frac{3}{4}$ " with 1mm PVC edge bands
- Ships fully assembled

### HOW TO ORDER EXAMPLE

| Model No.  | Description | Example |
|------------|-------------|---------|
| 720-3030SQ | Finish      | TK      |

### TFL (T) AND HPL (P) LAMINATE OPTIONS

#### WOODGRAIN

|     |                  |     |                     |
|-----|------------------|-----|---------------------|
| AS  | Asian Night      | PNW | Pinnacle Walnut     |
| BW  | Beigewood        | SCH | Select Cherry       |
| CO  | Columbian Walnut | SKC | Shaker Cherry       |
| EF  | Espresso         | SBP | Smoky Brown Pear    |
| GC  | Golden Cherry    | TK  | Studio Teak         |
| HVM | Harvest Maple    | SM  | Sugar Maple         |
| MW  | Mahogany Walnut  | WTA | Weathered Ash       |
| ORW | Oak Riftwood     | WC  | Williamsburg Cherry |

#### SOLID

|     |                |     |            |
|-----|----------------|-----|------------|
| BL  | Black          | PPD | Pepperdust |
| WH  | Designer White | SG  | Slate Grey |
| FHG | Fashion Grey   | WHS | White Sand |

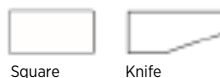
### veneer (W) OPTIONS AVAILABLE

Veneer tops feature UVAdvantage, an ultra-violet finish, on all exposed surfaces by utilizing roll-coat UV technology

|     |                    |     |                     |
|-----|--------------------|-----|---------------------|
| AW  | Artisan Walnut     | MW  | Mahogany Walnut     |
| AS  | Asian Night        | MO  | Medium Oak*         |
| CO  | Columbian Walnut   | ORW | Oak Riftwood*       |
| DC  | Dark Cherry        | SCH | Select Cherry       |
| DFW | Dark Forest Walnut | SKC | Shaker Cherry       |
| EF  | Espresso           | SBP | Smoky Brown Pear    |
| FO  | Fawn Oak*          | SM  | Sugar Maple         |
| GC  | Golden Cherry      | SW  | Sunglow Walnut      |
| HVM | Harvest Maple      | TT  | Tavern Teak         |
| HW  | Harvest Walnut     | WTA | Weathered Ash*      |
| LW  | Legacy Walnut      | WC  | Williamsburg Cherry |

\* Finish is Low Sheen

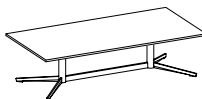
### TABLE EDGE PROFILES



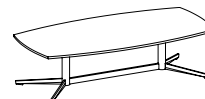
### CERTIFICATIONS & COMPLIANCE

- Intertek Sustainability Certified
- BIFMA level® Certified
- BIFMA Compliant® Certified
- TSCA Title VI (CARB) Compliance
- US Green Building's LEED® Contribution

### STATEMENT OF LINE



Rectangular  
Cocktail Tables  
([See Details](#))



Soft Rectangular  
Cocktail Tables  
([See Details](#))



Square  
Cocktail Tables  
([See Details](#))



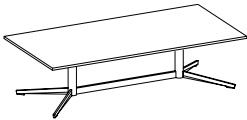
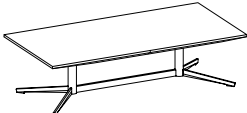
Soft Square  
Cocktail Tables  
([See Details](#))



Square  
End Tables  
([See Details](#))



Soft Square  
End Tables  
([See Details](#))

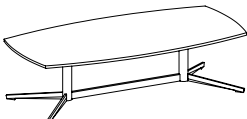
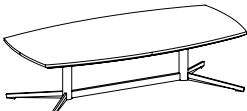
| Item  | Model No.          |      | W  | D  | H  | Ship Wt | Cubic Ft | List Price |
|---|--------------------|------|----|----|----|---------|----------|------------|
| <b>RECTANGULAR COCKTAIL TABLE</b><br><br><br><br> | <b>SQUARE EDGE</b> |      |    |    |    |         |          |            |
|   | 720-2550RT         | TFL  | 25 | 50 | 14 | 34.9    | 3.2      | T\$ 1350   |
|   | 720-2550RTH        | HPL  | 25 | 50 | 14 | 34.9    | 3.2      | P\$ 1586   |
|   | 719-2550RT         | Wood | 25 | 50 | 14 | 34.9    | 3.2      | W\$ 1918   |
|   | <b>KNIFE EDGE</b>  |      |    |    |    |         |          |            |
|   | 720-2550RTKH       | HPL  | 25 | 50 | 14 | 34.9    | 3.2      | P\$ 1966   |
|   | 719-2550RTK        | Wood | 25 | 50 | 14 | 34.9    | 3.2      | W\$ 2059   |

Must Specify (in this order):

Model #  
Finish/Color

### Description

- Standard with: Chrome Base
- Table Ships Fully Assembled

|  |                    |      |    |    |    |      |     |          |
|--|--------------------|------|----|----|----|------|-----|----------|
| <b>SOFT RECTANGULAR COCKTAIL TABLE</b><br><br><br><br> | <b>SQUARE EDGE</b> |      |    |    |    |      |     |          |
|  | 720-2550SRT        | TFL  | 25 | 50 | 14 | 34.9 | 3.2 | T\$ 1350 |
|  | 720-2550SRTH       | HPL  | 25 | 50 | 14 | 34.9 | 3.2 | P\$ 1586 |
|  | 719-2550SRT        | Wood | 25 | 50 | 14 | 34.9 | 3.2 | W\$ 1918 |
|  | <b>KNIFE EDGE</b>  |      |    |    |    |      |     |          |
|  | 720-2550SRTKH      | HPL  | 25 | 50 | 14 | 34.9 | 3.2 | P\$ 1966 |
|  | 719-2550SRTK       | Wood | 25 | 50 | 14 | 34.9 | 3.2 | W\$ 2059 |

Must Specify (in this order):

Model #  
Finish/Color

### Description

- Standard with: Chrome Base
- Table Ships Fully Assembled



Square





Knife

T = TFL P = HPL W = Veneer


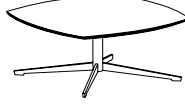
For ordering options, [see overview at the beginning of this section.](#)



| Item   | Model No.          |      | W  | D  | H  | Ship Wt | Cubic Ft | List Price |
|--|--------------------|------|----|----|----|---------|----------|------------|
| <b>SQUARE COCKTAIL TABLE</b><br><br><br><br> | <b>SQUARE EDGE</b> |      |    |    |    |         |          |            |
|  | 720-3030SQ         | TFL  | 30 | 30 | 14 | 29.7    | 2.80     | T\$ 838    |
|  | 720-3030SQH        | HPL  | 30 | 30 | 14 | 29.7    | 2.80     | P\$ 1137   |
|  | 719-3030SQ         | Wood | 30 | 30 | 14 | 29.7    | 2.80     | W\$ 1319   |
|  | <b>KNIFE EDGE</b>  |      |    |    |    |         |          |            |
|  | 720-3030SQKH       | HPL  | 30 | 30 | 14 | 29.7    | 2.80     | P\$ 1433   |
|  | 719-3030SQQ        | Wood | 30 | 30 | 14 | 29.7    | 2.80     | W\$ 1435   |

Must Specify (in this order):  
Model #  
Finish/Color

- Description**
- Standard with: Chrome Base
  - Table Ships Fully Assembled

|   |                    |      |    |    |    |      |      |          |
|---|--------------------|------|----|----|----|------|------|----------|
| <b>SOFT SQUARE COCKTAIL TABLE</b><br><br><br><br> | <b>SQUARE EDGE</b> |      |    |    |    |      |      |          |
|   | 720-3030SSQ        | TFL  | 30 | 30 | 14 | 29.7 | 2.80 | T\$ 838  |
|   | 720-3030SSQH       | HPL  | 30 | 30 | 14 | 29.7 | 2.80 | P\$ 1137 |
|   | 719-3030SSQ        | Wood | 30 | 30 | 14 | 29.7 | 2.80 | W\$ 1319 |
|   | <b>KNIFE EDGE</b>  |      |    |    |    |      |      |          |
|   | 720-3030SSQKH      | HPL  | 30 | 30 | 14 | 29.7 | 2.80 | P\$ 1433 |
|   | 719-3030SSQK       | Wood | 30 | 30 | 14 | 29.7 | 2.80 | W\$ 1435 |


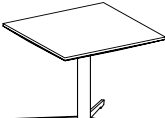
Must Specify (in this order):  
Model #  
Finish/Color

- Description**
- Standard with: Chrome Base
  - Table Ships Fully Assembled



T = TFL P = HPL W = Veneer

For ordering options, [see overview at the beginning of this section.](#)

| Item  | Model No.          |      | W  | D  | H  | Ship Wt | Cubic Ft | List Price |
|---|--------------------|------|----|----|----|---------|----------|------------|
| <b>SQUARE END TABLE</b><br><br> | <b>SQUARE EDGE</b> |      |    |    |    |         |          |            |
|   | 720-2020ET         | TFL  | 20 | 20 | 20 | 20      | 2.0      | T\$ 916    |
|   | 720-2020ETH        | HPL  | 20 | 20 | 20 | 20      | 2.0      | P\$ 1136   |
|   | 719-2020ET         | Wood | 20 | 20 | 20 | 20      | 2.0      | W\$ 1205   |
|   | <b>KNIFE EDGE</b>  |      |    |    |    |         |          |            |
|   | 720-2020ETKH       | HPL  | 20 | 20 | 20 | 20      | 2.0      | P\$ 1265   |
|   | 719-2020ETK        | Wood | 20 | 20 | 20 | 20      | 2.0      | W\$ 1323   |

**Description**

- Standard with: Chrome Base
- Table Ships Fully Assembled

Must Specify (in this order):

Model #  
Finish/Color

|  |                    |      |    |    |    |    |     |          |
|--|--------------------|------|----|----|----|----|-----|----------|
| <b>SOFT SQUARE END TABLE</b><br><br> | <b>SQUARE EDGE</b> |      |    |    |    |    |     |          |
|  | 720-2020SET        | TFL  | 20 | 20 | 20 | 20 | 2.0 | T\$ 916  |
|  | 720-2020SETH       | HPL  | 20 | 20 | 20 | 20 | 2.0 | P\$ 1136 |
|  | 719-2020SET        | Wood | 20 | 20 | 20 | 20 | 2.0 | W\$ 1205 |
|  | <b>KNIFE EDGE</b>  |      |    |    |    |    |     |          |
|  | 720-2020SETKH      | HPL  | 20 | 20 | 20 | 20 | 2.0 | P\$ 1265 |
|  | 719-2020SETK       | Wood | 20 | 20 | 20 | 20 | 2.0 | W\$ 1323 |

**Description**

- Standard with: Chrome Base
- Table Ships Fully Assembled

Must Specify (in this order):

Model #  
Finish/Color



Square



Knife

T = TFL P = HPL W = Veneer

For ordering options, [see overview at the beginning of this section.](#)

The Britta Collection showcases a Mid-Century Scandinavian aesthetic with an appealing contemporary feel. Available in two edge styles and a broad range of finishes to create an inviting space with warm and energetic sensibility. Pair Britta tables with the collection's guest, single lounge, and settee options, which all feature a wall-saver design, to create an entire setting.

### CONSTRUCTION

- The wood veneer table tops are 1" thick and are made of select grade sliced Walnut, Cherry, or Maple veneers for maximum grain and color consistency
- The knife edge profile features a 5-ply balanced construction with a solid hardwood rim; the square edge profile features a 3-ply balanced construction with a 3mm veneer edge band
- The aprons and legs are solid maple hardwood and ship with adjustable glides
- Ships fully assembled

### HOW TO ORDER EXAMPLE

| Model No.  | Description  | Example |
|------------|--------------|---------|
| 231-1818ET | Finish       | DFW     |
|            | Edge Profile | K       |

### VENEER (W) OPTIONS

Veneer tops feature UVAdvantage, an ultra-violet finish, on all exposed surfaces by utilizing roll-coat UV technology. Apron rails and table legs use a multi-step, hand finished process with a catalyzed finish.

|     |                    |     |                     |
|-----|--------------------|-----|---------------------|
| AW  | Artisan Walnut     | HW  | Harvest Walnut      |
| CO  | Columbian Walnut   | LW  | Legacy Walnut       |
| DC  | Dark Cherry        | MW  | Mahogany Walnut     |
| DFW | Dark Forest Walnut | SCH | Select Cherry       |
| EF  | Espresso           | SKC | Shaker Cherry       |
| GC  | Golden Cherry      | SM  | Sugar Maple         |
| HVM | Harvest Maple      | WC  | Williamsburg Cherry |

### TABLE EDGE PROFILE

|   |             |
|---|-------------|
| Y | Square Edge |
| K | Knife Edge  |



Square



Knife


### CERTIFICATIONS & COMPLIANCE

- Intertek Sustainability Certified
- BIFMA level® Certified
- BIFMA Compliant® Certified
- TSCA Title VI (CARB) Compliance
- US Green Building's LEED® Contribution


### STATEMENT OF LINE



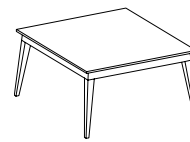
Square End Table  
231-1818ET  
[\(See Details\)](#)



Square Cocktail Table  
231-2323SCT  
[\(See Details\)](#)



Rectangular Cocktail Table  
231-4723RCT  
[\(See Details\)](#)



Square Cocktail Table  
231-3535SCT  
[\(See Details\)](#)

| Item      | Model No.  |             | W  | D  | H  | Ship Wt | Cubic Ft | List Price |      |
|-----------|------------|-------------|----|----|----|---------|----------|------------|------|
| END TABLE | 231-1818ET | Square Edge | 18 | 18 | 20 | 18      | 10.8     | Y\$        | 1349 |
|           |            | Knife Edge  |    |    |    |         |          | K\$        | 1726 |




Must Specify (in this order):

Model #  
Finish  
Edge

### Description

- Standard with: Adjustable Glides
- Available with [Square \(Y\) or Knife \(K\) Edge](#); Must Specify
- Ships Fully Assembled

|                             |             |             |    |    |    |    |      |     |      |
|-----------------------------|-------------|-------------|----|----|----|----|------|-----|------|
| SMALL SQUARE COCKTAIL TABLE | 231-2323SCT | Square Edge | 23 | 23 | 16 | 21 | 10.8 | Y\$ | 1379 |
|                             |             | Knife Edge  |    |    |    |    |      | K\$ | 1767 |



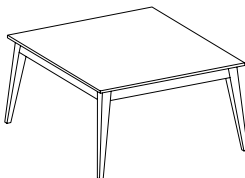
Must Specify (in this order):

Model #  
Finish  
Edge

### Description

- Standard with: Adjustable Glides
- Available with [Square \(Y\) or Knife \(K\) Edge](#); Must Specify
- Ships Fully Assembled

|                       |             |             |                  |                  |    |    |      |     |      |
|-----------------------|-------------|-------------|------------------|------------------|----|----|------|-----|------|
| SQUARE COCKTAIL TABLE | 231-3535SCT | Square Edge | 34 $\frac{1}{8}$ | 34 $\frac{1}{8}$ | 16 | 45 | 25.7 | Y\$ | 1652 |
|                       |             | Knife Edge  |                  |                  |    |    |      | K\$ | 2122 |




Must Specify (in this order):

Model #  
Finish  
Edge

### Description

- Standard with: Adjustable Glides
- Available with [Square \(Y\) or Knife \(K\) Edge](#); Must Specify
- Ships Fully Assembled

|                            |             |             |                  |    |    |    |      |     |      |
|----------------------------|-------------|-------------|------------------|----|----|----|------|-----|------|
| RECTANGULAR COCKTAIL TABLE | 231-4723RCT | Square Edge | 46 $\frac{1}{8}$ | 23 | 16 | 36 | 23.1 | Y\$ | 1617 |
|                            |             | Knife Edge  |                  |    |    |    |      | K\$ | 2080 |



Must Specify (in this order):

Model #  
Finish  
Edge

### Description

- Standard with: Adjustable Glides
- Available with [Square \(Y\) or Knife \(K\) Edge](#); Must Specify
- Ships Fully Assembled



Square



Knife

For ordering options, [see overview at the beginning of this section.](#)

Always stylish, comfortable and effortlessly adaptable, Canvas enlivens environments with refined aesthetics. Project a fresh, polished attitude with our enhanced selection of multidimensional components. Your creation of an ultra-functional workspace is limited only by your imagination.

### CONSTRUCTION

- Exposed surfaces are produced from wood-grained or solid color laminates fused to a particle-board core.
- TFL chassis are fastened by screws and heavy-duty metal fasteners
- Tops are 1" thick thermally-fused (TFL) or high-pressure (HPL) laminate using 3mm PVC rims on profiled edges Grain direction runs left to right
- Slab ends come standard with adjustable levelers
- Ships fully assembled

### HOW TO ORDER EXAMPLE

| Model No. | Description   | Example |
|-----------|---------------|---------|
| 66-2424ET | Top Material  | T       |
|           | Top Color     | PPD     |
|           | Edge Profile  | F       |
|           | Chassis Color | WTA     |

### TFL (T) AND HPL (P) LAMINATE OPTIONS

#### WOODGRAIN

|     |                  |     |                     |
|-----|------------------|-----|---------------------|
| AS  | Asian Night      | PNW | Pinnacle Walnut     |
| BW  | Beigewood        | SCH | Select Cherry       |
| CO  | Columbian Walnut | SKC | Shaker Cherry       |
| EF  | Espresso         | SBP | Smoky Brown Pear    |
| GC  | Golden Cherry    | TK  | Studio Teak         |
| HVM | Harvest Maple    | SM  | Sugar Maple         |
| MW  | Mahogany Walnut  | WTA | Weathered Ash       |
| ORW | Oak Riftwood     | WC  | Williamsburg Cherry |

#### SOLID

|     |                |     |            |
|-----|----------------|-----|------------|
| BL  | Black          | PPD | Pepperdust |
| WH  | Designer White | SG  | Slate Grey |
| FHG | Fashion Grey   | WHS | White Sand |

### TABLE EDGE PROFILE

|   |             |
|---|-------------|
| F | Double Kerf |
| G | Duo         |
| X | Flute       |
| Y | Square      |



Double Kerf



Duo



Flute

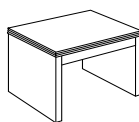


Square

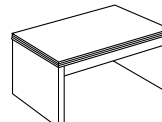
### CERTIFICATIONS & COMPLIANCE

- Intertek Sustainability Certified
- BIFMA level® Certified
- BIFMA Compliant® Certified
- TSCA Title VI (CARB) Compliance
- US Green Building's LEED® Contribution

### STATEMENT OF LINE

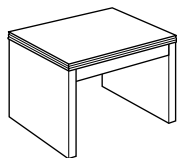


End Table  
66-2424ET  
[\(See Details\)](#)



Magazine Table  
66-2442MT  
[\(See Details\)](#)

| Item      | Model No. |     | W  | D  | H  | Ship Wt | Cubic Ft | List Price |      |
|-----------|-----------|-----|----|----|----|---------|----------|------------|------|
| END TABLE | 66-2424ET | TFL | 24 | 24 | 22 | 65      | 9.4      | T\$        | 921  |
|           |           | HPL |    |    |    |         |          | P\$        | 1058 |



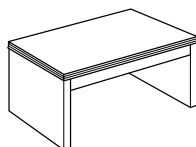
Must Specify (in this order):

Model #  
Top Material  
Top Color  
Edge  
Chassis Color

### Description

- Standard with: TFL Slab Ends and Apron Rail, with Adjustable Glides
- Available in Contrasting Top and Chassis Color
- Choose from TFL (T) or HPL (P) Top in Four Edge Profiles; [See Colors and Details](#)
- Ships Fully Assembled

|                |           |     |    |    |    |    |      |     |      |
|----------------|-----------|-----|----|----|----|----|------|-----|------|
| MAGAZINE TABLE | 66-2442MT | TFL | 42 | 24 | 16 | 70 | 11.9 | T\$ | 971  |
|                |           | HPL |    |    |    |    |      | P\$ | 1137 |

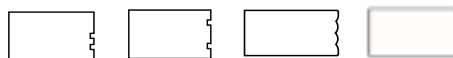


Must Specify (in this order):

Model #  
Top Material  
Top Color  
Edge  
Chassis Color

### Description

- Standard with: TFL Slab Ends and Apron Rail, with Adjustable Glides
- Available in Contrasting Top and Chassis Color
- Choose from TFL (T) or HPL (P) Top in Four Edge Profiles; [See Colors and Details](#)
- Ships Fully Assembled



Double Kerf

Duo

Flute

Square

T=TFL P = HPL

For ordering options, [see overview at the beginning of this section.](#)

Carefully matched select veneer tops with solid hardwood legs and aprons form a collection of beautiful wood tables suitable for nearly any application.

**CONSTRUCTION**

- Constructed of a 5-ply veneer top, 1 $\frac{1}{32}$ " thick
- Legs are solid Maple hardwood and ship with nylon glides
- Aprons are steam bent with Maple veneer faces
- Grain direction runs left to right
- Elliptical Magazine and Rounded End Tables ship fully assembled; all other models require some assembly

**HOW TO ORDER EXAMPLE**

| Model No.   | Description | Example |
|-------------|-------------|---------|
| 294-4222EMT | Finish      | HVM     |

**VENEER (W) OPTIONS**

Veneer tops feature UVAdvantage, an ultra-violet finish, on all exposed surfaces by utilizing roll-coat UV technology. Apron rails and table legs use a multi-step, hand finished process with a catalyzed finish

|     |                    |     |                     |
|-----|--------------------|-----|---------------------|
| AW  | Artisan Walnut     | HW  | Harvest Walnut      |
| CO  | Columbian Walnut   | LW  | Legacy Walnut       |
| DC  | Dark Cherry        | MW  | Mahogany Walnut     |
| DFW | Dark Forest Walnut | SCH | Select Cherry       |
| EF  | Espresso           | SKC | Shaker Cherry       |
| GC  | Golden Cherry      | SM  | Sugar Maple         |
| HVM | Harvest Maple      | WC  | Williamsburg Cherry |

**TABLE EDGE PROFILE**



Phoenix


**CERTIFICATIONS & COMPLIANCE**

- Intertek Sustainability Certified
- BIFMA level® Certified
- BIFMA Compliant® Certified
- TSCA Title VI (CARB) Compliance
- US Green Building's LEED® Contribution

**STATEMENT OF LINE**



Elliptical  
Magazine Table  
294-4222EMT  
[\(See Details\)](#)



Magazine Table  
294-4222MT  
[\(See Details\)](#)



Lamp Table  
294-2222LT  
[\(See Details\)](#)



End Table  
294-2622ET  
[\(See Details\)](#)

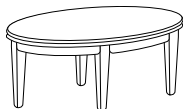


Rounded End Table  
294-2222RET  
[\(See Details\)](#)



Console Table  
294-4216CT  
[\(See Details\)](#)

| Item                      | Model No.   | W  | D  | H  | Ship Wt | Cubic Ft | List Price |
|---------------------------|-------------|----|----|----|---------|----------|------------|
| ELLIPTICAL MAGAZINE TABLE | 294-4222EMT | 42 | 22 | 16 | 48      | 14.4     | \$ 2808    |


**Description**

- Ships Assembled

Must Specify (in this order):

Model #  
Finish

|                |            |    |    |    |    |     |         |
|----------------|------------|----|----|----|----|-----|---------|
| MAGAZINE TABLE | 294-4222MT | 42 | 22 | 16 | 33 | 3.7 | \$ 1811 |
|----------------|------------|----|----|----|----|-----|---------|

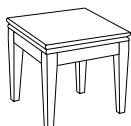
**Description**

- Ships KD; Some Assembly Required

Must Specify (in this order):

Model #  
Finish

|            |            |    |    |    |    |     |         |
|------------|------------|----|----|----|----|-----|---------|
| LAMP TABLE | 294-2222LT | 22 | 22 | 22 | 27 | 2.4 | \$ 1382 |
|------------|------------|----|----|----|----|-----|---------|

**Description**

- Ships KD; Some Assembly Required

Must Specify (in this order):

Model #  
Finish

|           |            |    |    |    |    |     |         |
|-----------|------------|----|----|----|----|-----|---------|
| END TABLE | 294-2622ET | 26 | 22 | 22 | 36 | 2.8 | \$ 1456 |
|-----------|------------|----|----|----|----|-----|---------|

**Description**

- Ships KD; Some Assembly Required

Must Specify (in this order):

Model #  
Finish

|                   |             |    |    |    |    |     |         |
|-------------------|-------------|----|----|----|----|-----|---------|
| ROUNDED END TABLE | 294-2222RET | 22 | 22 | 22 | 24 | 2.4 | \$ 1917 |
|-------------------|-------------|----|----|----|----|-----|---------|


**Description**

- Ships Assembled

Must Specify (in this order):

Model #  
Finish

|               |            |    |    |    |    |     |         |
|---------------|------------|----|----|----|----|-----|---------|
| CONSOLE TABLE | 294-4216CT | 42 | 16 | 30 | 36 | 3.9 | \$ 1726 |
|---------------|------------|----|----|----|----|-----|---------|

**Description**

- Ships KD; Some Assembly Required

Must Specify (in this order):

Model #  
Finish



Phoenix

For ordering options, [see overview at the beginning of this section.](#)



A foundational suite of casegoods and tables primed to evolve with your needs. Gesso allows you to combine luxurious veneers, top grade laminates and other materials to create stylish, reconfigurable work spaces.

**CONSTRUCTION**

- Exposed surfaces feature select grade plain sliced hardwood veneers in Cherry, Maple, American Black Walnut, White Oak, or composite veneers
- Veneer and standard high pressure laminate tops are 3-ply balanced construction and 1 $\frac{3}{8}$ " thick, with 3mm wood edge-banded rims contoured to the selected profile
- Grain direction runs left to right
- All units ship with heavy duty, adjustable leveling glides to ensure proper leveling and compensation for uneven floors
- Ships fully assembled

**HOW TO ORDER EXAMPLE**

| Model No. | Description  | Example |
|-----------|--------------|---------|
| 65-2424ET | Top Material | W       |
|           | Finish       | LW      |
|           | Edge Profile | G       |

**VENEER (W) OPTIONS**

Veneer tops feature UVAdvantage, an ultra-violet finish, on all exposed surfaces by utilizing roll-coat UV technology.

|     |                    |     |                     |
|-----|--------------------|-----|---------------------|
| AW  | Artisan Walnut     | MW  | Mahogany Walnut     |
| AS  | Asian Night        | MO  | Medium Oak*         |
| CO  | Columbian Walnut   | ORW | Oak Riftwood*       |
| DC  | Dark Cherry        | SCH | Select Cherry       |
| DFW | Dark Forest Walnut | SKC | Shaker Cherry       |
| EF  | Espresso           | SBP | Smoky Brown Pear    |
| FO  | Fawn Oak*          | SM  | Sugar Maple         |
| GC  | Golden Cherry      | SW  | Sunglow Walnut      |
| HVM | Harvest Maple      | TT  | Tavern Teak         |
| HW  | Harvest Walnut     | WTA | Weathered Ash*      |
| LW  | Legacy Walnut      | WC  | Williamsburg Cherry |

\* Finish is Low Sheen

**HPL (P) LAMINATE OPTIONS**

**WOODGRAIN**

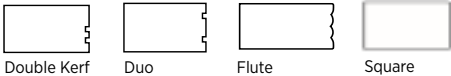
|     |                  |     |                     |
|-----|------------------|-----|---------------------|
| AS  | Asian Night      | PNW | Pinnacle Walnut     |
| BW  | Beigewood        | SCH | Select Cherry       |
| CO  | Columbian Walnut | SKC | Shaker Cherry       |
| EF  | Espresso         | SBP | Smoky Brown Pear    |
| GC  | Golden Cherry    | TK  | Studio Teak         |
| HVM | Harvest Maple    | SM  | Sugar Maple         |
| MW  | Mahogany Walnut  | WTA | Weathered Ash       |
| ORW | Oak Riftwood     | WC  | Williamsburg Cherry |

**SOLID**

|     |                |     |            |
|-----|----------------|-----|------------|
| BL  | Black          | PPD | Pepperdust |
| WH  | Designer White | SG  | Slate Grey |
| FHG | Fashion Grey   | WHS | White Sand |

**TABLE EDGE PROFILE**

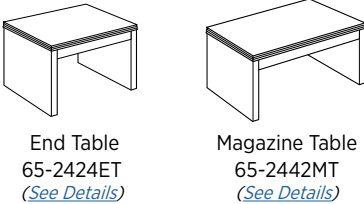
- F Double Kerf
- G Duo
- X Flute
- Y Square



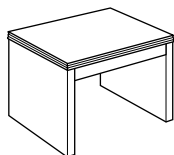
**CERTIFICATIONS & COMPLIANCE**

- Intertek Sustainability Certified
- BIFMA level® Certified
- BIFMA Compliant® Certified
- TSCA Title VI (CARB) Compliance
- US Green Building's LEED® Contribution

**STATEMENT OF LINE**



| Item      | Model No. |               | W  | D  | H  | Ship Wt | Cubic Ft | List Price |
|-----------|-----------|---------------|----|----|----|---------|----------|------------|
| END TABLE | 65-2424ET | HPL<br>Veneer | 24 | 24 | 22 | 65      | 9.4      | W/P\$ 1531 |



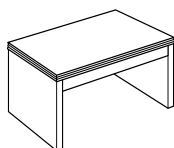
Must Specify (in this order):

Model #  
Top Material  
Finish/Color  
Edge

#### Description

- Standard with: Veneer Slab Ends and Apron Rail, with Adjustable Glides
- Choose from HPL (P) or Veneer (W) Top in Four Edge Profiles; [See Colors and Details](#)
- Ships Fully Assembled

|                |           |               |    |    |    |    |      |            |
|----------------|-----------|---------------|----|----|----|----|------|------------|
| MAGAZINE TABLE | 65-2442MT | HPL<br>Veneer | 42 | 24 | 16 | 70 | 11.9 | W/P\$ 1612 |
|----------------|-----------|---------------|----|----|----|----|------|------------|

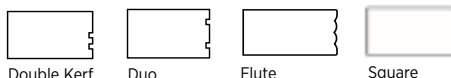


Must Specify (in this order):

Model #  
Top Material  
Finish/Color  
Edge

#### Description

- Standard with: Veneer Slab Ends and Apron Rail, with Adjustable Glides
- Choose from HPL (P) or Veneer (W) Top in Four Edge Profiles; [See Colors and Details](#)
- Ships Fully Assembled



Double Kerf

Duo

Flute

Square

P = HPL W = Veneer

For ordering options, [see overview at the beginning of this section.](#)

Inspiration is designed to bring function and style to open area workspaces. Freestanding lamp and magazine tables complete waiting areas, welcoming lobbies, or office spaces. Pair Inspiration tables with the complementing guest, tandem, and bariatric seating to give guests a stylish and comfortable sitting area.

### CONSTRUCTION

- Exposed wood components are manufactured using European Beech and are free of spirits, discoloration, pits, shakes, and wormholes
- Constructed with 3-ply veneer tops, 1 $\frac{3}{16}$ " thick, featuring a self edge
- Joints are double-doweled or mortised and tenoned, screwed, and glued for maximum strength and durability
- Aprons are 3-ply veneer hardwood faces
- Frames are individually hand assembled and sanded prior to being finished
- Non-marring nylon glides included in each leg at floor level
- Some assembly required

### HOW TO ORDER EXAMPLE

| Model No. | Description | Example |
|-----------|-------------|---------|
| 48-2424LT | Finish      | TT      |

### WOOD FINISHES

Indiana Furniture uses a multi-step, hand finishing process on all exposed wood surfaces.

Tables feature a catalyzed varnish finish which offers durability, lasting beauty, and resistance to normal wear.

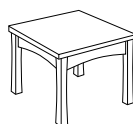
|                         |                        |
|-------------------------|------------------------|
| AW Artisan Walnut       | MW Mahogany Walnut     |
| AS Asian Night          | MO Medium Oak*         |
| BW Beigewood*           | ORW Oak Riftwood*      |
| BL Black                | PNW Pinnacle Walnut    |
| CO Columbian Walnut     | SCH Select Cherry      |
| DC Dark Cherry          | SKC Shaker Cherry      |
| DFW Dark Forest Walnut* | SBP Smoky Brown Pear*  |
| WH Designer White       | TK Studio Teak         |
| EF Espresso             | SM Sugar Maple         |
| FO Fawn Oak*            | SW Sunglow Walnut      |
| GC Golden Cherry        | TT Tavern Teak*        |
| HVM Harvest Maple*      | WTA Weathered Ash*     |
| HW Harvest Walnut       | WC Williamsburg Cherry |
| LW Legacy Walnut        |                        |

\* Finish is Low Sheen


### CERTIFICATIONS & COMPLIANCE

- Intertek Sustainability Certified
- BIFMA level® Certified
- BIFMA Compliant® Certified
- TSCA Title VI (CARB) Compliance
- US Green Building's LEED® Contribution

### STATEMENT OF LINE

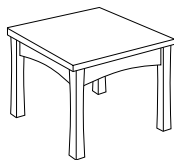


Lamp Table  
48-2424LT  
([See Details](#))



Magazine Table  
48-1836MT  
([See Details](#))

| Item       | Model No. | W  | D  | H   | Ship Wt | Cubic Ft | List Price |
|------------|-----------|----|----|-----|---------|----------|------------|
| LAMP TABLE | 48-2424LT | 24 | 24 | 21¾ | 27      | 3.0      | \$ 1345    |


**Description**

- Ships KD; Some Assembly Required

Must Specify (in this order):

Model #  
Finish

|                |           |    |    |     |    |     |         |
|----------------|-----------|----|----|-----|----|-----|---------|
| MAGAZINE TABLE | 48-1836MT | 36 | 18 | 15¾ | 28 | 2.8 | \$ 1249 |
|----------------|-----------|----|----|-----|----|-----|---------|

**Description**

- Ships KD; Some Assembly Required

Must Specify (in this order):

Model #  
Finish

For ordering options, [see overview at the beginning of this section.](#)

Open spaces really come together with Isla Lounge & Tables Collection. Create conversation settings or private areas by mixing components to fit the space and needs of the environment. Power and data options keep everyone working on-the-go.

#### CONSTRUCTION

- External wood parts are kiln-dried hardwoods; internal parts are structurally engineered plywood; European Beech on legs
- Joints are double-doweled or mortised and tenoned, screwed, and glued for maximum strength and durability
- Tops are ¾" thick on occasional tables, 1" thick on Laminate tops, and 1 ⅝" on Veneer tops
- Non-marring adjustable nylon guides included in each leg at floor level
- Ships fully assembled

#### HOW TO ORDER EXAMPLES

|            |              |                    |
|------------|--------------|--------------------|
| 378-1626ET | Top Material | T                  |
|            | Finish       | AS                 |
|            | Upholstery   | Mayer Fedora Topaz |
|            | Leg          | WLEG, AS           |
|            | Power        | PWRUSBA            |

#### TFL (T) LAMINATE TABLE TOP OPTIONS

##### WOODGRAIN

|     |                  |     |                     |
|-----|------------------|-----|---------------------|
| AS  | Asian Night      | PNW | Pinnacle Walnut     |
| BW  | Beigewood        | SCH | Select Cherry       |
| CO  | Columbian Walnut | SKC | Shaker Cherry       |
| EF  | Espresso         | SBP | Smoky Brown Pear    |
| GC  | Golden Cherry    | TK  | Studio Teak         |
| HVM | Harvest Maple    | SM  | Sugar Maple         |
| MW  | Mahogany Walnut  | WTA | Weathered Ash       |
| ORW | Oak Riftwood     | WC  | Williamsburg Cherry |

##### SOLID

|     |                |     |            |
|-----|----------------|-----|------------|
| BL  | Black          | PPD | Pepperdust |
| WH  | Designer White | SG  | Slate Grey |
| FHG | Fashion Grey   | WHS | White Sand |

#### VENEER (W) TABLE TOP OPTIONS

Veneer tops feature UVAdvantage, an ultra-violet finish, on all exposed surfaces by utilizing roll-coat UV technology.

|     |                    |     |                     |
|-----|--------------------|-----|---------------------|
| AW  | Artisan Walnut     | MW  | Mahogany Walnut     |
| AS  | Asian Night        | MO  | Medium Oak*         |
| CO  | Columbian Walnut   | ORW | Oak Riftwood*       |
| DC  | Dark Cherry        | SCH | Select Cherry       |
| DFW | Dark Forest Walnut | SKC | Shaker Cherry       |
| EF  | Espresso           | SBP | Smoky Brown Pear    |
| FO  | Fawn Oak*          | SM  | Sugar Maple         |
| GC  | Golden Cherry      | SW  | Sunglow Walnut      |
| HVM | Harvest Maple      | TT  | Tavern Teak         |
| HW  | Harvest Walnut     | WTA | Weathered Ash*      |
| LW  | Legacy Walnut      | WC  | Williamsburg Cherry |

\* Finish is Low Sheen

#### SOLID SURFACE (S) TABLE TOP OPTIONS

|    |              |     |              |
|----|--------------|-----|--------------|
| AR | Arroyo       | SNW | Snow White   |
| PE | Pebble Beach | SN  | Starry Night |
| SE | Sedona       | TN  | Tundra       |

#### SOLID SURFACE EDGE PROFILE OPTIONS

SI Straight



Straight

#### LEG OPTIONS

|      |                          |    |     |
|------|--------------------------|----|-----|
| WLEG | Wood Leg, Specify Finish |    | Std |
| CLEG | Chrome Leg               | \$ | N/C |
| PLEG | Aluminum Leg             | \$ | N/C |

#### LEG WOOD FINISHES

Indiana Furniture uses a multi-step, hand-finishing process on all exposed wood frames. Legs feature a catalyzed varnish finish offering durability, lasting beauty, and resistance to normal wear.

|     |                     |     |                     |
|-----|---------------------|-----|---------------------|
| AW  | Artisan Walnut      | MW  | Mahogany Walnut     |
| AS  | Asian Night         | MO  | Medium Oak*         |
| BW  | Beigewood*          | ORW | Oak Riftwood*       |
| BL  | Black               | PNW | Pinnacle Walnut     |
| CO  | Columbian Walnut    | SCH | Select Cherry       |
| DC  | Dark Cherry         | SKC | Shaker Cherry       |
| DFW | Dark Forest Walnut* | SBP | Smoky Brown Pear*   |
| WH  | Designer White      | TK  | Studio Teak         |
| EF  | Espresso            | SM  | Sugar Maple         |
| FO  | Fawn Oak*           | SW  | Sunglow Walnut      |
| GC  | Golden Cherry       | TT  | Tavern Teak*        |
| HVM | Harvest Maple*      | WTA | Weathered Ash*      |
| HW  | Harvest Walnut      | WC  | Williamsburg Cherry |
| LW  | Legacy Walnut       |     |                     |

\* Finish is Low Sheen

#### UPHOLSTERY OPTIONS

Available in single upholstery in a wide variety of graded-in or contract options, including fabric, vinyl, and leather.

#### POWER OPTIONS

|         |                                   |    |     |
|---------|-----------------------------------|----|-----|
| PWRUSBA | Power and Two USB Ports, Aluminum | \$ | 829 |
|---------|-----------------------------------|----|-----|

#### CERTIFICATIONS & COMPLIANCE

- CAL 117-2013 Compliance
- Intertek Sustainability Certified
- BIFMA level® Certified
- BIFMA Compliant® Certified
- TSCA Title VI (CARB) Compliance
- US Green Building's LEED® Contribution

#### STATEMENT OF LINE



End Table  
378-1626ET  
([See Details](#))

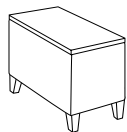


Lamp Table  
378-2226ET  
([See Details](#))



Magazine Table  
378-2626MT  
([See Details](#))

| Item             | Model No.  |               | W  | D   | H   | Ship Wt | Cubic Ft | List Price |
|------------------|------------|---------------|----|-----|-----|---------|----------|------------|
| <b>END TABLE</b> | 378-1626ET | TFL           | 16 | 26½ | 15½ | 42      | 11.0     | T\$ 899    |
|                  |            | Veneer        |    |     |     |         |          | W\$ 1001   |
|                  |            | Solid Surface |    |     |     |         |          | S\$ 1647   |
|                  |            |               |    |     |     |         |          |            |



Must Specify (in this order):

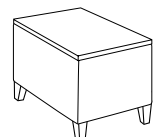
Model #  
Surface Material  
Finish/Color  
Fabric  
Leg/Color  
Optional Power

### Description

- Standard with: Upholstered Chassis and Wood Legs
- Choose TFL (T), Veneer (W), or Solid Surface (S) Top; [Specify Surface Material and Color](#)
- Add Upholstery Grade Pricing to Top Material Price
- Choose from [Three Leg Options](#) and Centered [Power Option](#)

| Add List Price/Grade | Yards | COM/1 | 2  | 3  | 4   | 5   | 6   | 7   | 8   | 9   | 10  | L1  | L2  |
|----------------------|-------|-------|----|----|-----|-----|-----|-----|-----|-----|-----|-----|-----|
| Single Upholstery    | 1.00  | \$ 0  | 49 | 90 | 130 | 191 | 253 | 342 | 433 | 541 | 664 | 310 | 442 |

|                   |            |               |    |     |     |    |      |          |
|-------------------|------------|---------------|----|-----|-----|----|------|----------|
| <b>LAMP TABLE</b> | 378-2226ET | TFL           | 22 | 26½ | 15½ | 48 | 12.0 | T\$ 943  |
|                   |            | Veneer        |    |     |     |    |      | W\$ 1158 |
|                   |            | Solid Surface |    |     |     |    |      | S\$ 1950 |
|                   |            |               |    |     |     |    |      |          |



Must Specify (in this order):

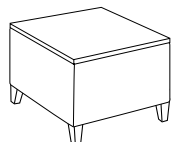
Model #  
Surface Material  
Finish/Color  
Fabric  
Leg/Color  
Optional Power

### Description

- Standard with: Upholstered Chassis and Wood Legs
- Choose TFL (T), Veneer (W), or Solid Surface (S) Top; [Specify Surface Material and Color](#)
- Add Upholstery Grade Pricing to Top Material Price
- Choose from [Three Leg Options](#) and Centered [Power Option](#)

| Add List Price/Grade | Yards | COM/1 | 2  | 3  | 4   | 5   | 6   | 7   | 8   | 9   | 10  | L1  | L2  |
|----------------------|-------|-------|----|----|-----|-----|-----|-----|-----|-----|-----|-----|-----|
| Single Upholstery    | 1.00  | \$ 0  | 49 | 90 | 130 | 191 | 253 | 342 | 433 | 541 | 664 | 310 | 442 |

|                       |            |               |     |     |     |    |      |          |
|-----------------------|------------|---------------|-----|-----|-----|----|------|----------|
| <b>MAGAZINE TABLE</b> | 378-2626MT | TFL           | 26½ | 26½ | 15½ | 57 | 15.0 | T\$ 998  |
|                       |            | Veneer        |     |     |     |    |      | W\$ 1227 |
|                       |            | Solid Surface |     |     |     |    |      | S\$ 2217 |
|                       |            |               |     |     |     |    |      |          |



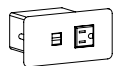
Must Specify (in this order):

Model #  
Surface Material  
Finish/Color  
Fabric  
Leg/Color  
Optional Power

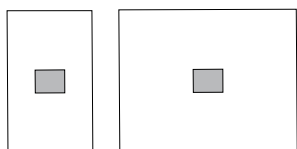
### Description

- Standard with: Upholstered Chassis and Ganging Hardware
- Choose TFL (T), Veneer (W), or Solid Surface (S) Top; [Specify Surface Material and Color](#)
- Add Upholstery Grade Pricing to Top Material Price
- Choose from [Three Leg Options](#) and Centered [Power Option](#)

| Add List Price/Grade | Yards | COM/1 | 2  | 3  | 4   | 5   | 6   | 7   | 8   | 9   | 10  | L1  | L2  |
|----------------------|-------|-------|----|----|-----|-----|-----|-----|-----|-----|-----|-----|-----|
| Single Upholstery    | 1.00  | \$ 0  | 49 | 90 | 130 | 191 | 253 | 342 | 433 | 541 | 664 | 310 | 442 |



1 Electrical Power  
and 2 USB Outlets



Power is centered into End, Lamp, and  
Magazine Tables, as shown above

T = TFL W = Veneer S = Solid Surface

For ordering options, [see overview at the beginning of this section.](#)

Jefferson echoes history and creates a timeless foundation for today's sophisticated work place. Finely crafted in select solids with walnut veneers, the tailored details of this collection accentuate our expert craftsmanship and perfect attention to detail.

### CONSTRUCTION

- Veneers on exposed surfaces are select grade sliced American Black Walnut and Cherry are carefully selected and matched to assure proper balance and consistency
- Veneer and HPL tops featuring the C2 tops are 5-ply balanced construction, 1 $\frac{3}{16}$ " thick, with solid hardwood mitered rims
- Grain direction runs left to right
- All units ship with heavy duty, adjustable leveling glides to ensure proper leveling and compensation for uneven floors
- Ships KD; some assembly required

### HOW TO ORDER EXAMPLE

| Model No. | Description  | Example |
|-----------|--------------|---------|
| 46-1824ET | Top Material | W       |
|           | Finish       | LW      |

### VENEER (W) AND PREMIUM VENEER (PV) OPTIONS

Veneer tops feature UVAdvantage, an ultra-violet finish, on all exposed surfaces by utilizing roll-coat UV technology. Apron rails and table legs use a multi-step, hand finished process with a catalyzed finish.

|     |                    |     |                     |
|-----|--------------------|-----|---------------------|
| AW  | Artisan Walnut     | HW  | Harvest Walnut      |
| CO  | Columbian Walnut   | LW  | Legacy Walnut       |
| DC  | Dark Cherry        | MW  | Mahogany Walnut     |
| DFW | Dark Forest Walnut | SCH | Select Cherry       |
| EW  | Espresso           | SKC | Shaker Cherry       |
| GC  | Golden Cherry      | WC  | Williamsburg Cherry |

### HPL (P) TOP OPTIONS

#### WOODGRAIN

|    |                  |     |                     |
|----|------------------|-----|---------------------|
| CO | Columbian Walnut | SCH | Select Cherry       |
| EF | Espresso         | SKC | Shaker Cherry       |
| GC | Golden Cherry    | WC  | Williamsburg Cherry |
| MW | Mahogany Walnut  |     |                     |

### TABLE EDGE PROFILE

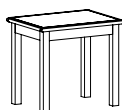


C2

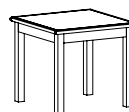
### CERTIFICATIONS & COMPLIANCE

- Intertek Sustainability Certified
- BIFMA level® Certified
- BIFMA Compliant® Certified
- TSCA Title VI (CARB) Compliance
- US Green Building's LEED® Contribution

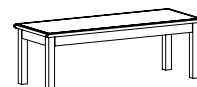
### STATEMENT OF LINE



End Table  
46-1824ET  
([See Details](#))

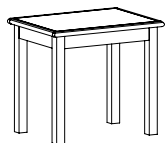


Lamp Table  
46-2424LT  
([See Details](#))



Magazine Table  
46-1847MT  
([See Details](#))

| Item      | Model No. | W  | D  | H                                | Ship Wt | Cubic Ft | List Price              |
|-----------|-----------|----|----|----------------------------------|---------|----------|-------------------------|
| END TABLE | 46-1824ET | 24 | 18 | 21 <sup>25</sup> / <sub>32</sub> | 27      | 2.0      | W/P\$ 1273<br>PV\$ 1427 |

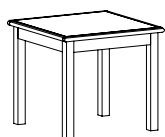
**Description**

- Available with Veneer (PV/W) or HPL (P) Top, [See Color Options and Specify](#)
- Hardwood Legs
- Shipped KD; Some Assembly Required

Must Specify (in this order):

Model #  
Top Material  
Finish/Color

|            |           |    |    |                                  |    |     |                         |
|------------|-----------|----|----|----------------------------------|----|-----|-------------------------|
| LAMP TABLE | 46-2424LT | 24 | 24 | 21 <sup>25</sup> / <sub>32</sub> | 37 | 3.3 | W/P\$ 1621<br>PV\$ 1816 |
|------------|-----------|----|----|----------------------------------|----|-----|-------------------------|

**Description**

- Available with Veneer (PV/W) or HPL (P) Top, [See Color Options and Specify](#)
- Hardwood Legs
- Shipped KD; Some Assembly Required

Must Specify (in this order):

Model #  
Top Material  
Finish/Color

|                |           |    |    |                                  |    |     |                         |
|----------------|-----------|----|----|----------------------------------|----|-----|-------------------------|
| MAGAZINE TABLE | 46-1847MT | 47 | 18 | 15 <sup>25</sup> / <sub>32</sub> | 42 | 3.4 | W/P\$ 1531<br>PV\$ 1715 |
|----------------|-----------|----|----|----------------------------------|----|-----|-------------------------|

**Description**

- Available with Veneer (PV/W) or HPL (P) Top, [See Color Options and Specify](#)
- Hardwood Legs
- Optional 30"H Legs
- Ships KD; Some Assembly Required

Must Specify (in this order):

Model #  
Top Material  
Finish/Color  
Leg

**Leg Option: Specify & Add**

|       |           |    |     |        |
|-------|-----------|----|-----|--------|
| SH-46 | 30"H Legs | 20 | 0.9 | \$ 209 |
|-------|-----------|----|-----|--------|



C2

P = HPL W = Veneer

For ordering options, [see overview at the beginning of this section.](#)



Discover the perfect table collection that goes anywhere. With a mix of materials, Jot complements a diverse range of interiors from ultra modern to classic. Its metal base, available in five refreshed colors, supports tops in solid surface, veneer, or laminate. Scaled for a perfect fit, Jot makes a great first impression front and center or corner-tucked for convenient storage. Jot's UV Advantage finish features a crystal clear topcoat developed for durability in high traffic areas.

### CONSTRUCTION

- Veneer tops are ¾" thick with veneer edge bands; made of select grade, sliced Black Walnut, Cherry, Maple, or Composite species
- TFL tops are ¾" thick with a 1mm PVC edge band
- Solid surface tops are ¾" thick and are available in six colors and two edge profiles
- Bases are manufactured using ¾" steel frames and powder coated in your choice of five standard colors
- Joints on bases are mitered and fully welded for maximum strength and durability
- Tops are securely fastened to the bases with metal screws
- Ships fully assembled

### HOW TO ORDER EXAMPLES

|            |                                |      |
|------------|--------------------------------|------|
| 410-1412AT | Top Material                   | T    |
|            | Finish                         | TK   |
|            | Edge Detail<br>(if applicable) | -    |
|            | Metal Base Color               | ALUM |

### TFL (T) LAMINATE TABLE TOP OPTIONS

#### WOODGRAIN

|     |                  |     |                     |
|-----|------------------|-----|---------------------|
| AS  | Asian Night      | PNW | Pinnacle Walnut     |
| BW  | Beigewood        | SCH | Select Cherry       |
| CO  | Columbian Walnut | SKC | Shaker Cherry       |
| EF  | Espresso         | SBP | Smoky Brown Pear    |
| GC  | Golden Cherry    | TK  | Studio Teak         |
| HVM | Harvest Maple    | SM  | Sugar Maple         |
| MW  | Mahogany Walnut  | WTA | Weathered Ash       |
| ORW | Oak Riftwood     | WC  | Williamsburg Cherry |

#### SOLID

|     |                |     |            |
|-----|----------------|-----|------------|
| BL  | Black          | PPD | Pepperdust |
| WH  | Designer White | SG  | Slate Grey |
| FHG | Fashion Grey   | WHS | White Sand |

### VENEER (W) TABLE TOP OPTIONS

Tops feature UVAdvantage, an ultra-violet finish, on all exposed surfaces by utilizing roll-coat UV technology.

|     |                    |     |                     |
|-----|--------------------|-----|---------------------|
| AW  | Artisan Walnut     | MW  | Mahogany Walnut     |
| AS  | Asian Night        | MO  | Medium Oak*         |
| CO  | Columbian Walnut   | ORW | Oak Riftwood*       |
| DC  | Dark Cherry        | SCH | Select Cherry       |
| DFW | Dark Forest Walnut | SKC | Shaker Cherry       |
| EF  | Espresso           | SBP | Smoky Brown Pear    |
| FO  | Fawn Oak*          | SM  | Sugar Maple         |
| GC  | Golden Cherry      | SW  | Sunglow Walnut      |
| HVM | Harvest Maple      | TT  | Tavern Teak         |
| HW  | Harvest Walnut     | WTA | Weathered Ash*      |
| LW  | Legacy Walnut      | WC  | Williamsburg Cherry |

\* Finish is Low Sheen

### SOLID SURFACE (S) TABLE TOP OPTIONS

|    |              |     |              |
|----|--------------|-----|--------------|
| AR | Arroyo       | SNW | Snow White   |
| PE | Pebble Beach | SN  | Starry Night |
| SE | Sedona       | TN  | Tundra       |

### SOLID SURFACE EDGE PROFILE OPTIONS

|    |          |
|----|----------|
| S1 | Straight |
| S2 | Roman    |



Straight



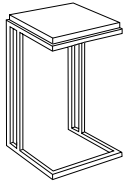
Roman

### METAL BASE OPTIONS

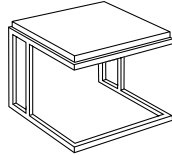
|      |              |
|------|--------------|
| ALUM | Aluminum     |
| MIST | Mist         |
| NOIR | Noir         |
| OYST | Oyster       |
| SUGC | Sugar Cookie |

### CERTIFICATIONS & COMPLIANCE

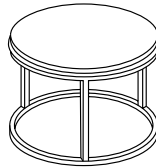
- Intertek Sustainability Certified
- BIFMA level® Certified
- BIFMA Compliant® Certified
- TSCA Title VI (CARB) Compliance
- US Green Building's LEED® Contribution



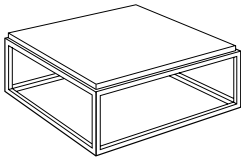
Auxiliary Table  
410-1412AT  
[\(See Details\)](#)



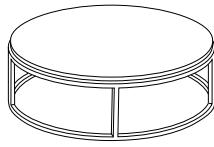
Square End Tables  
410-1818ET: 18"  
410-2424ET: 24"  
[\(See Details\)](#)



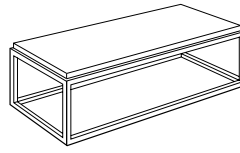
Circular End Table  
410-2020CT  
[\(See Details\)](#)



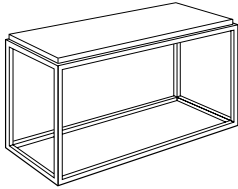
Square Cocktail Table  
410-3636SQ  
[\(See Details\)](#)



Circular Cocktail Table  
410-3636CT  
[\(See Details\)](#)

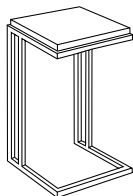


Rectangular Cocktail Table  
410-2248MT  
[\(See Details\)](#)



Console Table  
410-1848ST  
[\(See Details\)](#)

| Item            | Model No.  |               | W   | D  | H   | Ship Wt | Cubic Ft | List Price |
|-----------------|------------|---------------|-----|----|-----|---------|----------|------------|
| AUXILIARY TABLE | 410-1412AT | TFL           | 12½ | 14 | 26½ | 46      | 8.6      | T\$ 1218   |
|                 |            | Veneer        |     |    |     |         |          | W\$ 1369   |
|                 |            | Solid Surface |     |    |     |         |          | S\$ 2222   |



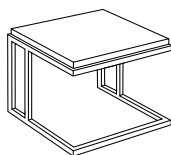
Must Specify (in this order):

Model #  
Top Material  
Finish/Color  
Edge Profile (if applicable)  
Base Color

### Description

- Standard with: Decorative Metal Base and Nylon Glides
- Select Your Choice of TFL (T), Veneer (W), or Solid Surface (S) Top; [See Top and Base Color Options](#)

|                  |            |               |    |    |    |    |     |          |
|------------------|------------|---------------|----|----|----|----|-----|----------|
| SQUARE END TABLE | 410-2424ET | TFL           | 24 | 24 | 20 | 46 | 8.6 | T\$ 1202 |
|                  |            | Veneer        |    |    |    |    |     | W\$ 1468 |
|                  |            | Solid Surface |    |    |    |    |     | S\$ 2599 |
|                  | 410-1818ET | TFL           | 18 | 18 | 20 | 34 | 5.1 | T\$ 1122 |
|                  |            | Veneer        |    |    |    |    |     | W\$ 1323 |
|                  |            | Solid Surface |    |    |    |    |     | S\$ 2161 |



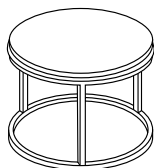
Must Specify (in this order):

Model #  
Top Material  
Finish/Color  
Edge Profile (if applicable)  
Base Color

### Description

- Standard with: Decorative Metal Base and Nylon Glides
- Select Your Choice of TFL (T), Veneer (W), or Solid Surface (S) Top; [See Top and Base Color Options](#)

|                    |            |               |    |    |    |    |     |          |
|--------------------|------------|---------------|----|----|----|----|-----|----------|
| CIRCULAR END TABLE | 410-2020CT | TFL           | 20 | 20 | 20 | 36 | 6.2 | T\$ 1090 |
|                    |            | Veneer        |    |    |    |    |     | W\$ 1392 |
|                    |            | Solid Surface |    |    |    |    |     | S\$ 4061 |



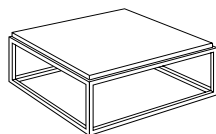
Must Specify (in this order):

Model #  
Top Material  
Finish/Color  
Edge Profile (if applicable)  
Base Color

### Description

- Standard with: Decorative Metal Base and Adjustable Levelers
- Select Your Choice of TFL (T), Veneer (W), or Solid Surface (S) Top; [See Top and Base Color Options](#)

|                       |            |               |    |    |    |    |      |          |
|-----------------------|------------|---------------|----|----|----|----|------|----------|
| SQUARE COCKTAIL TABLE | 410-3636SQ | TFL           | 36 | 36 | 15 | 68 | 13.4 | T\$ 1440 |
|                       |            | Veneer        |    |    |    |    |      | W\$ 1742 |
|                       |            | Solid Surface |    |    |    |    |      | S\$ 4310 |



Must Specify (in this order):

Model #  
Top Material  
Finish/Color  
Edge Profile (if applicable)  
Base Color

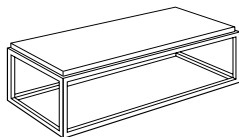
### Description

- Standard with: Decorative Metal Base and Nylon Glides
- Select Your Choice of TFL (T), Veneer (W), or Solid Surface (S) Top; [See Top and Base Color Options](#)

T = TFL W = Veneer S = Solid Surface

For ordering options, [see overview at the beginning of this section.](#)

| Item                       | Model No.  |               | W  | D  | H  | Ship Wt | Cubic Ft | List Price |
|----------------------------|------------|---------------|----|----|----|---------|----------|------------|
| RECTANGULAR COCKTAIL TABLE | 410-2248MT | TFL           | 48 | 22 | 15 | 92      | 11.0     | T\$ 1372   |
|                            |            | Veneer        |    |    |    |         |          | W\$ 1623   |
|                            |            | Solid Surface |    |    |    |         |          | S\$ 3526   |
|                            |            |               |    |    |    |         |          |            |



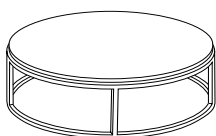
Must Specify (in this order):

Model #  
Top Material  
Finish/Color  
Edge Profile (if applicable)  
Base Color

### Description

- Standard with: Decorative Metal Base and Nylon Glides
- Select Your Choice of TFL (T), Veneer (W), or Solid Surface (S) Top; [See Top and Base Color Options](#)

|                         |            |               |    |    |    |    |      |          |
|-------------------------|------------|---------------|----|----|----|----|------|----------|
| CIRCULAR COCKTAIL TABLE | 410-3636CT | TFL           | 36 | 36 | 15 | 68 | 13.4 | T\$ 1361 |
|                         |            | Veneer        |    |    |    |    |      | W\$ 1730 |
|                         |            | Solid Surface |    |    |    |    |      | S\$ 6207 |
|                         |            |               |    |    |    |    |      |          |



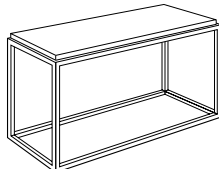
Must Specify (in this order):

Model #  
Top Material  
Finish/Color  
Edge Profile (if applicable)  
Base Color

### Description

- Standard with: Decorative Metal Base and Adjustable Levelers
- Select Your Choice of TFL (T), Veneer (W), or Solid Surface (S) Top; [See Top and Base Color Options](#)

|               |            |               |    |    |    |    |      |          |
|---------------|------------|---------------|----|----|----|----|------|----------|
| CONSOLE TABLE | 410-1848ST | TFL           | 48 | 18 | 28 | 86 | 17.4 | T\$ 1476 |
|               |            | Veneer        |    |    |    |    |      | W\$ 1755 |
|               |            | Solid Surface |    |    |    |    |      | S\$ 3342 |
|               |            |               |    |    |    |    |      |          |



Must Specify (in this order):

Model #  
Top Material  
Finish/Color  
Edge Profile (if applicable)  
Base Color

### Description

- Standard with: Decorative Metal Base and Adjustable Levelers
- Select Your Choice of TFL (T), Veneer (W), or Solid Surface (S) Top; [See Top and Base Color Options](#)

T = TFL W = Veneer S = Solid Surface

For ordering options, [see overview at the beginning of this section.](#)

Create a variety of looks from refined transitional to clean contemporary with an abundance of finishes and edge details. Madera features ultra violet finish for long lasting beauty in corporate environments, as well as a premium veneer option, which offers a grade of veneer exceeding the general commercial market standards.

#### CONSTRUCTION

- Choose from premium veneer or select veneer on exposed surfaces in American Black Walnut, White Oak, Cherry, or Maple species
- Veneer tops are available in the 6 edge profiles and have a 5-ply balanced construction, 1 $\frac{3}{16}$ " thick, with hardwood rims
- High pressure laminate (HPL) tops have a 3-ply balanced construction, 1 $\frac{3}{16}$ " thick, with solid hardwood rims
- Grain direction runs left to right
- All units ship with heavy duty, adjustable leveling glides to ensure proper leveling and compensation for uneven floors
- Ships fully assembled

#### HOW TO ORDER EXAMPLE

| Model No. | Description  | Example |
|-----------|--------------|---------|
| 14-1824ET | Top Material | W       |
|           | Finish       | AW      |
|           | Edge Profile | X       |

#### veneer (W) AND PREMIUM veneer (PV) OPTIONS

Veneer tops feature UVAdvantage, an ultra-violet finish, on all exposed surfaces by utilizing roll-coat UV technology.

|     |                    |     |                     |
|-----|--------------------|-----|---------------------|
| AW  | Artisan Walnut     | HW  | Harvest Walnut      |
| CO  | Columbian Walnut   | LW  | Legacy Walnut       |
| DC  | Dark Cherry        | MW  | Mahogany Walnut     |
| DFW | Dark Forest Walnut | MO  | Medium Oak*         |
| EF  | Espresso           | SCH | Select Cherry       |
| FO  | Fawn Oak*          | SKC | Shaker Cherry       |
| GC  | Golden Cherry      | SM  | Sugar Maple         |
| HVM | Harvest Maple      | WC  | Williamsburg Cherry |

\* Finish is Low Sheen

#### HPL (P) LAMINATE OPTIONS

|     |                  |     |                     |
|-----|------------------|-----|---------------------|
| CO  | Columbian Walnut | SCH | Select Cherry       |
| EF  | Espresso         | SKC | Shaker Cherry       |
| GC  | Golden Cherry    | SM  | Sugar Maple         |
| HVM | Harvest Maple    | WC  | Williamsburg Cherry |
| MW  | Mahogany Walnut  |     |                     |

#### TABLE EDGE PROFILE

|   |           |
|---|-----------|
| B | Bevel     |
| D | Bullnose  |
| X | Flute     |
| A | Radius    |
| Y | Square    |
| E | Tri-Round |



Bevel



Bullnose



Flute



Radius



Square

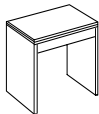


Tri-Round

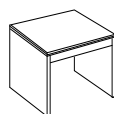
#### CERTIFICATIONS & COMPLIANCE

- Intertek Sustainability Certified
- BIFMA level® Certified
- BIFMA Compliant® Certified
- TSCA Title VI (CARB) Compliance
- US Green Building's LEED® Contribution

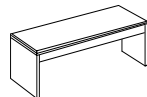
#### STATEMENT OF LINE



End Table  
14-1824ET  
([See Details](#))

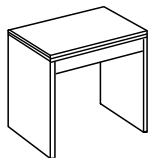


Lamp Table  
14-2828LT  
([See Details](#))



Magazine Table  
14-1847MT  
([See Details](#))

| Item      | Model No. |                                 | W  | D  | H                 | Ship Wt | Cubic Ft | List Price    |              |
|-----------|-----------|---------------------------------|----|----|-------------------|---------|----------|---------------|--------------|
| END TABLE | 14-1824ET | Veneer or HPL<br>Premium Veneer | 24 | 18 | 21 $\frac{1}{16}$ | 48      | 7.6      | W/P\$<br>PV\$ | 1281<br>1500 |



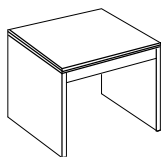
Must Specify (in this order):

Model  
Premium or Standard Veneer  
Chassis  
Top Surface Material  
Finish/Color  
Edge Profile

**Description**

- Standard with: Left to Right Grain Direction on Worksurface, Vertical Grain Direction on Solid End Panels
- Available in Premium Veneer (PV) or Standard Veneer (W); [See Finish Options and Specify](#)
- Available with Veneer (PV/W) or HPL (P) Top; [See Color Options and Specify](#)
- Ships Assembled

|            |           |                                 |    |    |                   |    |      |               |              |
|------------|-----------|---------------------------------|----|----|-------------------|----|------|---------------|--------------|
| LAMP TABLE | 14-2828LT | Veneer or HPL<br>Premium Veneer | 28 | 28 | 21 $\frac{1}{16}$ | 56 | 12.3 | W/P\$<br>PV\$ | 1658<br>1944 |
|------------|-----------|---------------------------------|----|----|-------------------|----|------|---------------|--------------|



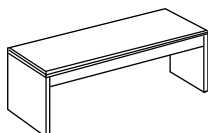
Must Specify (in this order):

Model  
Premium or Standard Veneer  
Chassis  
Top Surface Material  
Finish/Color  
Edge Profile

**Description**

- Standard with: Left to Right Grain Direction on Worksurface, Vertical Grain Direction on Solid End Panels
- Available in Premium Veneer (PV) or Standard Veneer (W); [See Finish Options and Specify](#)
- Available with Veneer (PV/W) or HPL (P) Top; [See Color Options and Specify](#)
- Ships Assembled

|                |           |                                 |    |    |                   |    |     |               |              |
|----------------|-----------|---------------------------------|----|----|-------------------|----|-----|---------------|--------------|
| MAGAZINE TABLE | 14-1847MT | Veneer or HPL<br>Premium Veneer | 47 | 18 | 15 $\frac{1}{16}$ | 75 | 9.9 | W/P\$<br>PV\$ | 1400<br>1639 |
|----------------|-----------|---------------------------------|----|----|-------------------|----|-----|---------------|--------------|



Must Specify (in this order):

Model #  
Surface Material  
Finish/Color  
Edge Profile

**Description**

- Standard with: Left to Right Grain Direction on Worksurface, Vertical Grain Direction on Solid End Panels
- Available in Premium Veneer (PV) or Standard Veneer (W); [See Finish Options and Specify](#)
- Available with Veneer (PV/W) or HPL (P) Top; [See Color Options and Specify](#)
- Ships Assembled



Bevel



Bullnose



Flute



Radius



Square



Tri-Round

P = HPL W = Veneer PV = Premium Veneer

For ordering options, [see overview at the beginning of this section.](#)

In partnership with Edge Design, a UK-based company, we welcome Me, Myself & I.

With the growth of open and breakout areas in the working environments, Me, Myself & I provides a relaxed and collective seating and tables solution.

### CONSTRUCTION

- Exposed parts are manufactured using European Beech
- Joints are double-doweled or mortised and tenoned, screwed, and glued for maximum strength and durability
- Frames are individually hand assembled and sanded prior to being finished; Legs are 9¼"H on the rectangular table and 14"H on the square table
- Non-marring nylon glides included in each leg at floor level
- Tables have 1½" thick HPL surface with 1mm PVC edge band
- Ships fully assembled

### HOW TO ORDER EXAMPLE

| Model No. | Description | Example |
|-----------|-------------|---------|
| MMIT-2    | Leg Finish  | BW      |
|           | Top Color   | WH      |

### HPL (P) LAMINATE OPTIONS ON TABLES TOPS

#### WOODGRAIN

|     |                  |     |                     |
|-----|------------------|-----|---------------------|
| AS  | Asian Night      | PNW | Pinnacle Walnut     |
| BW  | Beigewood        | SCH | Select Cherry       |
| CO  | Columbian Walnut | SKC | Shaker Cherry       |
| EF  | Espresso         | SBP | Smoky Brown Pear    |
| GC  | Golden Cherry    | TK  | Studio Teak         |
| HVM | Harvest Maple    | SM  | Sugar Maple         |
| MW  | Mahogany Walnut  | WTA | Weathered Ash       |
| ORW | Oak Riftwood     | WC  | Williamsburg Cherry |

#### SOLID

|    |                |
|----|----------------|
| WH | Designer White |
|----|----------------|

### WOOD FINISHES AVAILABLE ON LEGS

|     |                     |     |                     |
|-----|---------------------|-----|---------------------|
| AW  | Artisan Walnut      | MW  | Mahogany Walnut     |
| AS  | Asian Night         | MO  | Medium Oak*         |
| BW  | Beigewood*          | ORW | Oak Riftwood*       |
| BL  | Black               | PNW | Pinnacle Walnut     |
| CO  | Columbian Walnut    | SCH | Select Cherry       |
| DC  | Dark Cherry         | SKC | Shaker Cherry       |
| DFW | Dark Forest Walnut* | SBP | Smoky Brown Pear*   |
| WH  | Designer White      | TK  | Studio Teak         |
| EF  | Espresso            | SM  | Sugar Maple         |
| FO  | Fawn Oak*           | SW  | Sunglow Walnut      |
| GC  | Golden Cherry       | TT  | Tavern Teak*        |
| HVM | Harvest Maple*      | WTA | Weathered Ash*      |
| HW  | Harvest Walnut      | WC  | Williamsburg Cherry |
| LW  | Legacy Walnut       |     |                     |

\* Finish is Low Sheen

### TABLE EDGE PROFILE




Square

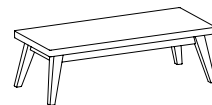
### CERTIFICATIONS & COMPLIANCE

- Intertek Sustainability Certified
- BIFMA level® Certified
- BIFMA Compliant® Certified
- TSCA Title VI (CARB) Compliance
- US Green Building's LEED® Contribution

### STATEMENT OF LINE




Square Table  
MMIT-1  
([See Details](#))



Rectangle Table  
MMIT-2  
([See Details](#))

| Item         | Model No. | W  | D  | H  | Ship Wt | Cubic Ft | List Price |
|--------------|-----------|----|----|----|---------|----------|------------|
| SQUARE TABLE | MMIT-1    | 22 | 22 | 16 | 31      | 10.8     | \$ 950     |



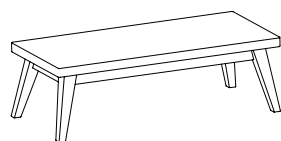
Must Specify (in this order):

Model #  
Leg Finish  
Top Color

### Description

- Features Square Edge Profile
- Available with Contrasting Top and Leg Color; [See Colors and Specify](#)

|                 |        |    |    |    |    |      |         |
|-----------------|--------|----|----|----|----|------|---------|
| RECTANGLE TABLE | MMIT-2 | 51 | 22 | 16 | 66 | 25.9 | \$ 1295 |
|-----------------|--------|----|----|----|----|------|---------|



Must Specify (in this order):

Model #  
Leg Finish  
Top Color

### Description

- Features Square Edge Profile
- Available in Contrasting Surface and Leg Color; [See Colors and Specify](#)



Square

For ordering options, [see overview at the beginning of this section.](#)



Crafted in American veneers, Phoenix's clean, transitional styling is at ease in both contemporary and traditional settings. It is a perfect choice for value-minded companies who want a sophisticated, yet uncomplicated, solution.

### CONSTRUCTION

- Veneers on exposed surfaces are select grade sliced American Black Walnut and Cherry, and are carefully selected and matched to assure proper balance and consistency
- Veneer tops are 5-ply balanced construction and 1½" thick. High pressure laminate (HPL) tops are 3-ply balanced construction and 1½" thick
- Grain direction runs left to right
- All units ship with heavy duty, adjustable leveling glides to ensure proper leveling and compensation for uneven floors
- Some assembly required

### HOW TO ORDER EXAMPLE

| Model No. | Description  | Example |
|-----------|--------------|---------|
| 21-1847MT | Top Material | P       |
|           | Finish       | SKC     |

### VENEER (W) OPTIONS

Veneer features UVAdvantage, an ultra-violet finish, on all exposed surfaces by utilizing roll-coat UV technology. Apron rails and table legs use a multi-step, hand finished process with a catalyzed finish.

|     |                    |     |                     |
|-----|--------------------|-----|---------------------|
| AW  | Artisan Walnut     | HW  | Harvest Walnut      |
| CO  | Columbian Walnut   | LW  | Legacy Walnut       |
| DC  | Dark Cherry        | MW  | Mahogany Walnut     |
| DFW | Dark Forest Walnut | SCH | Select Cherry       |
| EW  | Espresso           | SKC | Shaker Cherry       |
| GC  | Golden Cherry      | WC  | Williamsburg Cherry |

### HPL (P) TOP OPTIONS

|    |                  |     |                     |
|----|------------------|-----|---------------------|
| CO | Columbian Walnut | SCH | Select Cherry       |
| EF | Espresso         | SKC | Shaker Cherry       |
| GC | Golden Cherry    | WC  | Williamsburg Cherry |
| MW | Mahogany Walnut  |     |                     |

### TABLE EDGE PROFILE

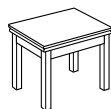


Phoenix

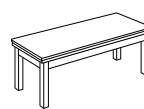
### CERTIFICATIONS & COMPLIANCE

- Intertek Sustainability Certified
- BIFMA level® Certified
- BIFMA Compliant® Certified
- TSCA Title VI (CARB) Compliance
- US Green Building's LEED® Contribution

### STATEMENT OF LINE

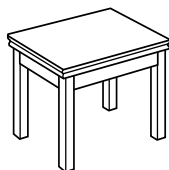


End Table  
21-1824ET  
([See Details](#))



Magazine Table  
21-1847MT  
([See Details](#))

| Item      | Model No. |        | W  | D  | H  | Ship Wt | Cubic Ft | List Price |
|-----------|-----------|--------|----|----|----|---------|----------|------------|
| END TABLE | 21-1824ET | HPL    | 18 | 24 | 22 | 25      | 2.0      | P\$ 871    |
|           |           | Veneer |    |    |    |         |          | W\$ 919    |

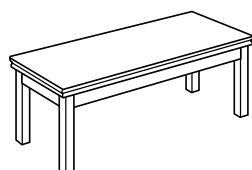
**Description**

- Available with Veneer (W) or HPL (P) Top, [See Color Options and Specify](#)
- Shipped KD; Some Assembly Required

Must Specify (in this order):

Model #  
Top Material  
Finish/Color

|                |           |        |    |    |    |    |     |          |
|----------------|-----------|--------|----|----|----|----|-----|----------|
| MAGAZINE TABLE | 21-1847MT | HPL    | 47 | 18 | 16 | 42 | 3.4 | P\$ 1135 |
|                |           | Veneer |    |    |    |    |     | W\$ 1240 |

**Description**

- Available with Veneer (W) or HPL (P) Top, [See Color Options and Specify](#)
- Shipped KD; Some Assembly Required
- Optional 30" Leg; See Below

**Leg Option: Specify & Add**

|         |           |    |     |        |
|---------|-----------|----|-----|--------|
| 30H-2SQ | 30"H Legs | 20 | 0.9 | \$ 209 |
|---------|-----------|----|-----|--------|

Must Specify (in this order):

Model #  
Top Material  
Finish/Color  
Leg



Phoenix


P = HPL W = Veneer

For ordering options, [see overview at the beginning of this section.](#)

Plush Lounge seamlessly brings together the endurance needed for commercial spaces with the relaxed comforts of home. Introducing a smart range of freestanding and modular seating components, along with coordinating tables, that provide the flexibility and comfort needed in today's ever-changing environments.

### CONSTRUCTION

- Exposed wood parts are kiln-dried hardwoods, selected from the highest grades of plain sliced hardwood veneers and are free of spirits, discoloration, pits, shakes, and wormholes
- Joints are mortised and tenoned, screwed, and glued for maximum strength and durability
- Maple Wood Legs are 2"Wx2½"Dx6"H; Metal Legs are 2"Wx2"Dx6"H
- Non-marring adjustable nylon glides included at floor level
- Table tops are ¾" thick and feature a vertical square profiled edge



- Ships fully assembled

### HOW TO ORDER EXAMPLES

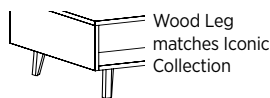

#### TABLE

|            |                |              |
|------------|----------------|--------------|
| 620-2445CT | Top Material   | W            |
|            | Finish/Color   | ORW          |
|            | Cabinet Accent | CAPPD        |
|            | Leg            | PLALUM       |
|            | Leg Finish     | -            |
|            | Power Location | C            |
|            | Power          | 01-DUOBEZELS |

### TABLE LEG OPTIONS

Plush cocktail table comes standard with Black or Aluminum Metal legs. Optional Wood Leg matches our Iconic Caseloads Collection. Must Specify Leg and Color.

|        |   |        |
|--------|---|--------|
| PLBLK  | Black Metal Leg                                   | STD    |
| PLALUM | Aluminum Metal Leg                                | STD    |
| ICON   | Wood Leg ( <i>Matches the Iconic Collection</i> ) | \$ 308 |



### LEG WOOD FINISHES

Indiana Furniture uses a multi-step, hand finishing process on all exposed wood. Table legs feature a catalyzed varnish finish which offers durability, lasting beauty, and resistance to normal wear.

|     |                     |     |                     |
|-----|---------------------|-----|---------------------|
| AW  | Artisan Walnut      | MW  | Mahogany Walnut     |
| AS  | Asian Night         | MO  | Medium Oak*         |
| BW  | Beigewood*          | ORW | Oak Riftwood*       |
| BL  | Black               | PNW | Pinnacle Walnut     |
| CO  | Columbian Walnut    | SCH | Select Cherry       |
| DC  | Dark Cherry         | SKC | Shaker Cherry       |
| DFW | Dark Forest Walnut* | SBP | Smoky Brown Pear*   |
| WH  | Designer White      | TK  | Studio Teak         |
| EW  | Espresso            | SM  | Sugar Maple         |
| FO  | Fawn Oak*           | SW  | Sunglow Walnut      |
| GC  | Golden Cherry       | TT  | Tavern Teak*        |
| HVM | Harvest Maple*      | WTA | Weathered Ash*      |
| HW  | Harvest Walnut      | WC  | Williamsburg Cherry |
| LW  | Legacy Walnut       |     |                     |

\*Finish is Low Sheen

### VENEER TABLES WITH VENEER (W) OR HPL (P) TOP OPTIONS

Veneer tables feature UV Advantage, an ultra-violet finish, on all exposed surfaces by utilizing roll-coat UV technology.

Veneer tables available with Veneer (W) or HPL (P) Top. Must specify Top Material and Finish Color. Tables are available with contrasting chassis and leg colors.

|     |                    |     |                       |
|-----|--------------------|-----|-----------------------|
| AW  | Artisan Walnut     | MW  | Mahogany Walnut**     |
| AS  | Asian Night**      | MO  | Medium Oak*           |
| CO  | Columbian Walnut** | ORW | Oak Riftwood*, **     |
| DC  | Dark Cherry        | SCH | Select Cherry**       |
| DFW | Dark Forest Walnut | SKC | Shaker Cherry**       |
| EF  | Espresso**         | SBP | Smoky Brown Pear**    |
| FO  | Fawn Oak*          | SM  | Sugar Maple**         |
| GC  | Golden Cherry**    | SW  | Sunglow Walnut        |
| HVM | Harvest Maple**    | TT  | Tavern Teak           |
| HW  | Harvest Walnut     | WTA | Weathered Ash*, **    |
| LW  | Legacy Walnut      | WC  | Williamsburg Cherry** |

\*Finish is Low Sheen

\*\*HPL Color Options with Veneer Tables

See Next Page for TFL/HPL Top Colors

### TFL TABLES WITH TFL (T) OR HPL (P) TOP OPTIONS

TFL tables available with TFL (T) or HPL (P) Top. Must specify Top Material and Color.

#### WOODGRAIN

|     |                  |     |                     |
|-----|------------------|-----|---------------------|
| AS  | Asian Night      | PNW | Pinnacle Walnut     |
| BW  | Beigewood        | SCH | Select Cherry       |
| CO  | Columbian Walnut | SKC | Shaker Cherry       |
| EF  | Espresso         | SBP | Smoky Brown Pear    |
| GC  | Golden Cherry    | TK  | Studio Teak         |
| HVM | Harvest Maple    | SM  | Sugar Maple         |
| MW  | Mahogany Walnut  | WTA | Weathered Ash       |
| ORW | Oak Riftwood     | WC  | Williamsburg Cherry |


#### SOLID

|    |       |    |                |
|----|-------|----|----------------|
| BL | Black | WH | Designer White |
|----|-------|----|----------------|

### INTERIOR CABINET TABLE ACCENT HPL (P) OPTIONS

Select Veneer tables feature an optional interior HPL accent color. See specific veneer tables for details.

|       |                |       |                 |
|-------|----------------|-------|-----------------|
| CABL  | Black          | CAPPD | Pepperdust      |
| CABSH | Blush          | CASG  | Slate Grey      |
| CAWH  | Designer White | CASV  | Summer Vacation |
| CAENL | Enamel         | CASUS | Surfin USA      |
| CAFHG | Fashion Grey   | CAWHS | White Sand      |
| CAFK  | First Kiss     |       |                 |





### TABLE POWER OPTIONS

**Power Options + Locations:** Specify the grommet, power, and location.

| Grommet | Specify |   |       |
|---------|---------|---|-------|
| Black   | GBR60   |  | \$ 72 |
| Silver  | GSR60   |   |       |


Additional Power and Grommet Accessories, See [Plush seating](#) section

|                                |             |   |        |
|--------------------------------|-------------|---|--------|
| D150 Wireless Charger          |             |  | \$ 380 |
| Wireless & Three (3) USB Ports |             |   |        |
| Black                          | 01-DOCK150B |   |        |
| White                          | 01-DOCK150W |   |        |


|                             |             |   |        |
|-----------------------------|-------------|---|--------|
| D950 Wireless & USB Charger |             |  | \$ 249 |
| Wireless Charging           |             |   |        |
| Black                       | 01-DOCK950B |   |        |
| White                       | 01-DOCK950W |   |        |

|  |            |   |        |
|--|------------|---|--------|
| ECA Cove   |            |  | \$ 915 |
| One (1) Electrical Power and Two (2) USB Outlets |            |   |        |
| Black  | 01-COV1UBL |   |        |
| Silver   | 01-COV1UAL |   |        |

### TABLE POWER OPTIONS CONTINUE

|  |  |   |        |
|--|--|---|--------|
| DUOBEZEL   |  |  | \$ 633 |
| Two (2) Electrical Power and Two (2) USB Outlets |  |   |        |

|        |              |
|--------|--------------|
| Black  | 01-DUOBEZELB |
| White  | 01-DUOBEZELS |
| Silver | 01-DUOBEZELW |

|   |  |   |        |
|---|--|---|--------|
| TRIOBEZEL   |  |  | \$ 680 |
| Three (3) Electrical Power, Two (2) USB Outlets, and One (1) Open Data Port |  |   |        |

|        |               |
|--------|---------------|
| Black  | 01-TRIOBEZELB |
| White  | 01-TRIOBEZELS |
| Silver | 01-TRIOBEZELW |

#### Open Port Options for TRIOBEZEL

|                                      |             |        |
|--------------------------------------|-------------|--------|
| VGA Data Port                        | 01-LCOMVGA  | \$ 114 |
| HDMI Data Port<br>(Open Market Only) | 01-LCOMHDMI | \$ 155 |
| RJ45 Data Port                       | 01-LCOMRJ45 | \$ 74  |

|   |  |   |         |
|---|--|---|---------|
| DPORT4  |  |  | \$ 1025 |
| Two (2) USB Outlets, and Two (2) Open Data Port |  |   |         |

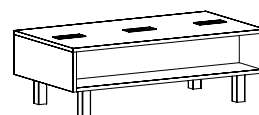
|          |            |
|----------|------------|
| Aluminum | 01-DPORT4A |
| Black    | 01-DPORT4B |

#### Port Options for DPORTS

|               |            |        |
|---------------|------------|--------|
| USB Port      | 01-USBPORT | \$ 151 |
| Voice Coupler | 01-VOICE1  | \$ 69  |
| Data Port     | 01-RJ4DATA | \$ 156 |

### TABLE POWER LOCATIONS

|      |          |     |                          |
|------|----------|-----|--------------------------|
| NONE | None     | LC  | Left and Centered        |
| C    | Centered | RC  | Right and Centered       |
| R    | Right    | LR  | Left and Right           |
| L    | Left     | LCR | Left, Right and Centered |



Cocktail Table Shown with Metal Leg and Three TRIOBEZEL on Left and Right and Center

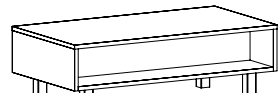
L/R: 6" from ends and 12" from front

C: 22½" from ends and 12" from front

*All power options available in Left, Right and Center.*

### CERTIFICATIONS & COMPLIANCE

- CAL 117-2013 Compliance
- Intertek Sustainability Certified
- BIFMA level® Certified
- BIFMA Compliant® Certified
- TSCA Title VI (CARB) Compliance
- US Green Building's LEED® Contribution

| Item  | Model No.   |                | W  | D  | H  | Ship Wt | Cubic Ft | List Price |
|---|-------------|----------------|----|----|----|---------|----------|------------|
|  | 620-2445CT  | Veneer/HPL     | 45 | 24 | 15 | 77      | 9.4      | W/P\$ 2035 |
|   | 620-2445CTT | TFL            | 45 | 24 | 15 | 77      | 9.4      | T\$ 1243   |
|   |             | Veneer Chassis |    |    |    |         |          | P\$ 1357   |

Shown with Metal Leg

Must Specify (in this order):

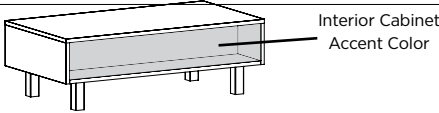
Model #  
Top Material  
Finish/Color  
Cabinet Accent Color (Veneer Only)  
Leg  
Leg Finish/Color  
Power Location  
Power

**Description**

- Standard with: Metal Legs
- Chassis Available in Veneer (W) or TFL (T); See [Veneer Finishes](#) and [TFL Color Options](#) and Specify
- Top Available with Veneer (W), TFL (T) or HPL (P), See [Veneer/HPL Finishes](#) and [TFL/HPL Color Options](#) and Specify
- Primary Finish and Wood Legs Available in Contrasting Finish Colors
- 9"D Cubby Area on Both Sides of the Table
- Optional Cabinet Interior Accent Color Available on Veneer Tables Only; [See Color Options and Specify](#)
- See [Leg Options](#) and [Power Options](#)

**Veneer Table Cabinet Accent Option: Specify Color & Add**

Cabinet Interior Accent Color - Available on Veneer Tables Only; [See Color Options and Specify](#) \$ 180





In partnership with Edge Design, a UK-based company, we welcome Spirit.

Spirit has a refined and inviting form, and capitalizes on versatility and comfort. Complete your waiting area, welcoming lobby, or office space with Spirit tables.

### CONSTRUCTION

- Non-marring nylon glides included in each leg at floor level
- Tables have 1" TFL or 1½" HPL surface thickness with 1mm PVC edge band and Square edge profile
- Bases are comprised of bent wire frames or hardwood legs securely attached to a metal substructure.
- Black or Aluminum Powder Coat, and Chrome wireframes
- Ships fully assembled

### HOW TO ORDER EXAMPLE

| Model No. | Description | Example |
|-----------|-------------|---------|
| ST11C     | Top Color   | WTA     |
|           | Base        | STWFA   |

### TFL (T) AND HPL (P) LAMINATE TABLE OPTIONS

#### WOODGRAIN

|     |                  |     |                     |
|-----|------------------|-----|---------------------|
| AS  | Asian Night      | PNW | Pinnacle Walnut     |
| BW  | Beigewood        | SCH | Select Cherry       |
| CO  | Columbian Walnut | SKC | Shaker Cherry       |
| EF  | Espresso         | SBP | Smoky Brown Pear    |
| GC  | Golden Cherry    | TK  | Studio Teak         |
| HVM | Harvest Maple    | SM  | Sugar Maple         |
| MW  | Mahogany Walnut  | WTA | Weathered Ash       |
| ORW | Oak Riftwood     | WC  | Williamsburg Cherry |

#### SOLID

|     |                |     |            |
|-----|----------------|-----|------------|
| BL  | Black          | PPD | Pepperdust |
| WH  | Designer White | SG  | Slate Grey |
| FHG | Fashion Grey   | WHS | White Sand |

### TABLE BASE OPTIONS

Not all bases are available on each model. Check availability on pricing pages.

|       |                                 |       |
|-------|---------------------------------|-------|
| STWFA | Wireframe, Aluminum             | N/C   |
| STWFB | Wireframe, Black                | N/C   |
| STWFC | Wireframe, Chrome               | \$ 55 |
| SLBO  | 4-Star Wood Base, Blonde Oak    | N/C   |
| SLSPW | 4-Star Wood Base, Spiced Walnut | N/C   |

### TABLE EDGE PROFILE

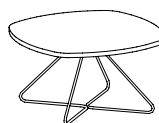


Square

### CERTIFICATIONS & COMPLIANCE

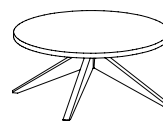
- Intertek Sustainability Certified
- BIFMA level® Certified
- BIFMA Compliant® Certified
- TSCA Title VI (CARB) Compliance
- US Green Building's LEED® Contribution

### STATEMENT OF LINE



Spirit Table

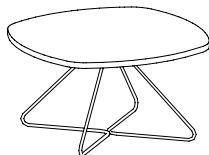
ST11C: TFL  
ST11CH: HPL  
(See Below)



Spirit Round Table

SLT-1W: TFL  
SLT-1WH: HPL  
(See Below)

| Item         | Model No. |     | W  | D  | H  | Ship Wt | Cubic Ft | List Price |     |
|--------------|-----------|-----|----|----|----|---------|----------|------------|-----|
| SPIRIT TABLE | ST11C     | TFL | 27 | 27 | 17 | 31      | 11.4     | T\$        | 797 |
|              | ST11CH    | HPL | 27 | 27 | 17 | 31      | 11.4     | P\$        | 962 |



Must Specify (in this order):

Model #  
Top Color  
Base Color

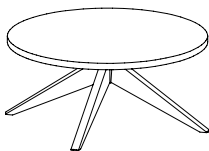
### Description

- Standard with: 1" TFL Top or 1½" HPL Top ([See Top Colors and Specify](#)) and Wireframe Base (See Below)
- Features Square Edge Profile

### Leg Option: Specify & Add

|       |                     |       |
|-------|---------------------|-------|
| STWFA | Wireframe, Aluminum | N/C   |
| STWFB | Wireframe, Black    | N/C   |
| STWFC | Wireframe, Chrome   | \$ 55 |

|                    |         |     |     |     |     |    |      |     |      |
|--------------------|---------|-----|-----|-----|-----|----|------|-----|------|
| SPIRIT ROUND TABLE | SLT-1W  | TFL | 31½ | 31½ | 14½ | 31 | 11.4 | T\$ | 1405 |
|                    | SLT-1WH | HPL | 31½ | 31½ | 14½ | 31 | 11.4 | P\$ | 1557 |



Must Specify (in this order):

Model #  
Top Color  
Base Color

### Description

- Standard with: 1" TFL Top or 1½" HPL Top ([See Top Colors and Specify](#)) and 4-Star Swivel Wood Base (Select Blonde Oak or Spiced Walnut)
- Features Square Edge Profile



Square

T = TFL P = HPL

For ordering options, [see overview at the beginning of this section.](#)



Topsy table's classic square style is a go-to when you need an understated table with looks that say reliability. Turvy tables give an extra punch of style with the tapered legs and curvy appeal. Both available in wood, laminate, or solid surface tops with powder coated metal frames in five colors.

### CONSTRUCTION

- Square and Rectangular models feature a 1" thick top; Round models feature ¾" thick top
- Veneer tops are made of select grade, sliced Black Walnut, Oak, Cherry, Maple, or Composite species
- TFL Laminate tops have a 1mm PVC edge band
- Solid surface tops are available in six colors and two edge profiles
- Bases are manufactured using steel frames and powder coated in your choice of five standard colors
- Joints on bases are mitered and fully welded for maximum strength and durability
- Tops are securely fastened to the bases with metal screws
- Ships fully assembled

### HOW TO ORDER EXAMPLES

|            |                  |      |
|------------|------------------|------|
| 521-2626ET | Top Material     | S    |
|            | Finish           | AR   |
|            | Edge Detail      | S1   |
|            | (if applicable)  |      |
|            | Metal Base Color | MIST |

### TFL (T) LAMINATE TABLE TOP OPTIONS

#### WOODGRAIN

|     |                  |     |                     |
|-----|------------------|-----|---------------------|
| AS  | Asian Night      | PNW | Pinnacle Walnut     |
| BW  | Beigewood        | SCH | Select Cherry       |
| CO  | Columbian Walnut | SKC | Shaker Cherry       |
| EF  | Espresso         | SBP | Smoky Brown Pear    |
| GC  | Golden Cherry    | TK  | Studio Teak         |
| HVM | Harvest Maple    | SM  | Sugar Maple         |
| MW  | Mahogany Walnut  | WTA | Weathered Ash       |
| ORW | Oak Riftwood     | WC  | Williamsburg Cherry |

#### SOLID

|     |                |     |            |
|-----|----------------|-----|------------|
| BL  | Black          | PPD | Pepperdust |
| WH  | Designer White | SG  | Slate Grey |
| FHG | Fashion Grey   | WHS | White Sand |

### VENEER (W) TABLE TOP OPTIONS

Tops feature UVAdvantage, an ultra-violet finish, on all exposed surfaces by utilizing roll-coat UV technology.

|     |                    |     |                     |
|-----|--------------------|-----|---------------------|
| AW  | Artisan Walnut     | MW  | Mahogany Walnut     |
| AS  | Asian Night        | MO  | Medium Oak*         |
| CO  | Columbian Walnut   | ORW | Oak Riftwood*       |
| DC  | Dark Cherry        | SCH | Select Cherry       |
| DFW | Dark Forest Walnut | SKC | Shaker Cherry       |
| EF  | Espresso           | SBP | Smoky Brown Pear    |
| FO  | Fawn Oak*          | SM  | Sugar Maple         |
| GC  | Golden Cherry      | SW  | Sunglow Walnut      |
| HVM | Harvest Maple      | TT  | Tavern Teak         |
| HW  | Harvest Walnut     | WTA | Weathered Ash*      |
| LW  | Legacy Walnut      | WC  | Williamsburg Cherry |

\* Finish is Low Sheen

### SOLID SURFACE (S) TABLE TOP OPTIONS

|    |              |     |              |
|----|--------------|-----|--------------|
| AR | Arroyo       | SNW | Snow White   |
| PE | Pebble Beach | SN  | Starry Night |
| SE | Sedona       | TN  | Tundra       |

### SOLID SURFACE EDGE PROFILE OPTIONS

|    |          |
|----|----------|
| S1 | Straight |
| S2 | Roman    |



Straight



Roman

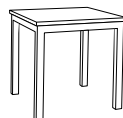
### METAL BASE OPTIONS

|      |              |
|------|--------------|
| ALUM | Aluminum     |
| MIST | Mist         |
| NOIR | Noir         |
| OYST | Oyster       |
| SUGC | Sugar Cookie |

### CERTIFICATIONS & COMPLIANCE

- Intertek Sustainability Certified
- BIFMA level® Certified
- BIFMA Compliant® Certified
- TSCA Title VI (CARB) Compliance
- US Green Building's LEED® Contribution

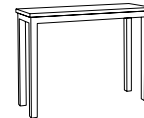
### STATEMENT OF LINE



Square End Table  
521-2626ET  
([See Details](#))



Square Magazine Table  
521-4040MT  
([See Details](#))



Rectangular Console Table  
521-4014CT  
([See Details](#))




Round End Table  
521-2626RET  
([See Details](#))



Round Magazine Table  
521-4040RMT  
([See Details](#))



Round Console Table  
521-4014RCT  
([See Details](#))


| Item   | Model No.  |               | W   | D   | H   | Ship Wt | Cubic Ft | List Price |      |
|--|------------|---------------|-----|-----|-----|---------|----------|------------|------|
| <b>SQUARE END TABLE</b><br> | 521-2626ET | TFL           | 26¼ | 26¼ | 26⅜ | 48      | 13.2     | T\$        | 2258 |
|  |            | Veneer        |     |     |     |         |          | W\$        | 2388 |
|  |            | Solid Surface |     |     |     |         |          | S\$        | 3893 |
|  |            |               |     |     |     |         |          |            |      |

**Description**

- Standard with: 2" Powder Coated Steel Metal Base and Adjustable Levelers
- Choose a TFL, Veneer, or Solid Surface Top
- [See Top Options, Base Color Options and Specify](#)

Must Specify (in this order):

Model #  
Top Material  
Edge (if applicable)  
Base Color

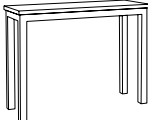
|   |            |               |     |     |     |    |      |     |      |
|---|------------|---------------|-----|-----|-----|----|------|-----|------|
| <b>SQUARE MAGAZINE TABLE</b><br> | 521-4040MT | TFL           | 40½ | 40½ | 18⅜ | 78 | 20.4 | T\$ | 2595 |
|   |            | Veneer        |     |     |     |    |      | W\$ | 2836 |
|   |            | Solid Surface |     |     |     |    |      | S\$ | 6572 |
|   |            |               |     |     |     |    |      |     |      |

**Description**

- Standard with: 2" Powder Coated Steel Metal Base and Adjustable Levelers
- Choose a TFL, Veneer, or Solid Surface Top
- [See Top Options, Base Color Options and Specify](#)

Must Specify (in this order):

Model #  
Top Material  
Edge (if applicable)  
Base Color

|   |            |               |     |    |     |    |      |     |      |
|---|------------|---------------|-----|----|-----|----|------|-----|------|
| <b>RECTANGULAR CONSOLE TABLE</b><br> | 521-4014CT | TFL           | 40½ | 14 | 30⅜ | 50 | 12.5 | T\$ | 2416 |
|   |            | Veneer        |     |    |     |    |      | W\$ | 2533 |
|   |            | Solid Surface |     |    |     |    |      | S\$ | 4022 |
|   |            |               |     |    |     |    |      |     |      |

**Description**

- Standard with: 2" Powder Coated Steel Metal Base and Adjustable Levelers
- Choose a TFL, Veneer, or Solid Surface Top
- [See Top Options, Base Color Options and Specify](#)

Must Specify (in this order):

Model #  
Top Material  
Edge (if applicable)  
Base Color

T = TFL W = Veneer S = Solid Surface

For ordering options, [see overview at the beginning of this section.](#)

| Item            | Model No.   |               | W   | D   | H   | Ship Wt | Cubic Ft | List Price |      |
|-----------------|-------------|---------------|-----|-----|-----|---------|----------|------------|------|
| ROUND END TABLE | 521-2626RET | TFL           | 26¼ | 26¼ | 26⅜ | 36      | 13.2     | T\$        | 2047 |
|                 |             | Veneer        |     |     |     |         |          | W\$        | 2345 |
|                 |             | Solid Surface |     |     |     |         |          | S\$        | 4531 |
|                 |             |               |     |     |     |         |          |            |      |



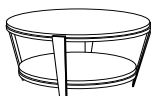
Must Specify (in this order):

Model #  
Top Material  
Edge (if applicable)  
Base Color

#### Description

- Standard with: Tapered Steel Metal Base and Lower Storage Shelf
- Choose a TFL, Veneer, or Solid Surface Top;
- [See Top Options, Base Color Options and Specify](#)

|                      |             |               |     |     |     |    |      |     |      |
|----------------------|-------------|---------------|-----|-----|-----|----|------|-----|------|
| ROUND MAGAZINE TABLE | 521-4040RMT | TFL           | 40½ | 40½ | 18⅝ | 63 | 20.4 | T\$ | 2389 |
|                      |             | Veneer        |     |     |     |    |      | W\$ | 3031 |
|                      |             | Solid Surface |     |     |     |    |      | S\$ | 7842 |
|                      |             |               |     |     |     |    |      |     |      |



Must Specify (in this order):

Model #  
Top Material  
Edge (if applicable)  
Base Color

#### Description

- Standard with: Tapered Steel Metal Base and Lower Storage Shelf
- Choose a TFL, Veneer, or Solid Surface Top
- [See Top Options, Base Color Options and Specify](#)

|                     |             |               |     |    |     |    |      |     |      |
|---------------------|-------------|---------------|-----|----|-----|----|------|-----|------|
| ROUND CONSOLE TABLE | 521-4014RCT | TFL           | 40½ | 14 | 30⅝ | 38 | 12.5 | T\$ | 2303 |
|                     |             | Veneer        |     |    |     |    |      | W\$ | 2659 |
|                     |             | Solid Surface |     |    |     |    |      | S\$ | 4404 |
|                     |             |               |     |    |     |    |      |     |      |



Must Specify (in this order):

Model #  
Top Material  
Edge (if applicable)  
Base Color

#### Description

- Standard with: Tapered Steel Metal Base and Lower Storage Shelf
- Choose a TFL, Veneer, or Solid Surface Top
- [See Top Options, Base Color Options and Specify](#)

T = TFL W = Veneer S = Solid Surface

For ordering options, [see overview at the beginning of this section.](#)

## ORDERING INFORMATION

All orders should be emailed to [neworders@indianafurniture.com](mailto:neworders@indianafurniture.com). Orders can be faxed to 812-482-9035 or mailed to:

Indiana Furniture  
P.O. Box 270  
1224 Mill Street  
Jasper, IN 47547-0270

## ORDER PROCEDURE

All orders must include purchase order number, billing address, ship-to address and phone number, and any special instructions.

When ordering casegoods or tables, give complete quantity, model number, finish and any other options.

When ordering seating, give complete quantity, model number, finish, fabric and any other options.

Within each series, an example of "How to Order" is illustrated at the beginning of each series section. For further clarification of order procedure, contact Customer Service.

## PRICING

All prices shown are suggested retail prices F.O.B. Point of Origin, freight prepaid and allowed to one continental US destination. Prices, specifications and materials are subject to change without notice. Possession and/or distribution of this price list does not in itself constitute an offer to sell. Orders can be received only from authorized Indiana Furniture dealers. Orders will be billed at prices prevailing at time of shipment, unless acknowledged prior to the effective date of the price change, in which case billing will be at the price acknowledged.

## ACKNOWLEDGMENT

All orders will be acknowledged promptly, showing how the order was entered, its approximate shipping date and other pertinent information. This acknowledgment is the final agreement between the customer and Indiana Furniture and is the exclusive statement of the terms thereof. Please examine this acknowledgment carefully and advise Indiana Furniture immediately of any discrepancies.

## BUYER'S OBLIGATION: RIGHTS OF SELLER

If Indiana Furniture shall at any time doubt Buyer's financial responsibility, Indiana Furniture may decline to make shipments hereunder except upon receipt of cash payment in advance or security or other proof of responsibility satisfactory to Indiana Furniture. If buyer fails in any way to fulfill the terms and conditions set forth herein, Indiana Furniture may defer shipments until such default is corrected. Remedies provided herein shall be in addition to, and not in lieu of other remedies. Buyer agrees to abide by payment terms as listed on invoice. Buyer shall pay all reasonable costs and expenses, including attorney and collection fees, and late fees, incurred by Seller in connection with any amounts due for goods ordered.

## CANCELLATIONS AND CHANGES

Due to immediate production on build-to-order items, all orders are considered firm and are not subject to cancellation or change without approval from Indiana Furniture. All approved changes are subject to additional charges and revised lead times.

## PRODUCT DESIGN AND SPECIFICATION CHANGES

Indiana Furniture reserves the right to make changes in design and construction or discontinue products without prior notice.

## REPAIR CHARGES

Indiana Furniture will only pay repair charges if Customer Service gives prior written authorization. No repair charge will be paid without advance approval at which time you will be issued a repair authorization number that will allow you to invoice Indiana Furniture for the completed work.

## WAREHOUSE STORAGE CHARGES

If a shipment is held beyond 14 calendar days at your request, a **.067% per calendar day** (2% per month) storage charge will be assessed. The effective date will be 14 calendar days after the acknowledged ship date. Further, the prices applied to the order will be those in effect at the time of shipment.

## DAMAGED MERCHANDISE

The consignee is responsible for filing claims with the carrier for damage and shortages. Claims for both obvious and concealed damage must be filed within 15 calendar days, and the damaged merchandise must not have been moved from the original receiving location. All damaged merchandise, including the cartons and packing materials, must be retained for inspection by either the carrier or by an Indiana Furniture Sales Representative. Indiana Furniture reserves the right to select the most cost effective way to repair or replace the damaged item. Once you have notified the carrier, please contact Customer Service for further assistance.

# GENERAL INFORMATION & CONDITIONS OF SALE

**Obvious Damage/Missing Cartons** — Do not refuse merchandise damaged in transit. Indiana Furniture recommends the consignee inspect all merchandise upon arrival. If a shipment is received damaged or short, note all information on carrier's copy and your copy of freight bill and delivery receipt. Notify the delivering carrier and file a claim immediately. Pending the results of your claim, either Indiana Furniture or the carrier will cover 100% of the cost to repair or replace the damaged or missing item.

**Concealed Damage** — If concealed damage is discovered, notify the delivering carrier at once and request an inspection. This must be done within 15 calendar days of delivery. If the carrier will not perform the inspection, you should prepare an affidavit that you contacted them, noting the time and date, and that they failed to comply with your request. This, along with the other papers in your possession, will support the claim. Pending the results of your claim, the cost to repair or replace the item will be covered ½ by the carrier and ½ by Indiana Furniture for shipments less than a full truckload and 100% by Indiana Furniture for shipments of full truck loads.

## RETURN MERCHANDISE

Merchandise will not be accepted for return without a RGA (Return Goods Authorization) issued by Indiana Furniture. We will consider issuing RGA's for the following reasons:

1. Manufacturing defect (inspected by Indiana Furniture representative)
2. Indiana Furniture order processing error
3. Shipping error
4. Mis-marked cartons
5. Duplicated shipments

If you have any questions as to whether your reason for return qualifies for consideration, please contact your Customer Service Representative. Merchandise must be returned within 60 days of the RGA issued date, or within 60 days upon receipt of replacement product to receive credit. Returns due to mis-marked cartons must also be returned in the original cartoning, with shipping labels intact, to receive credit.

**All merchandise being returned must be properly packed and protected to ensure no further damage is incurred during transportation back to an Indiana Furniture facility. Upon receipt, all returned merchandise will be thoroughly inspected and the results compared to the reason for return stated on the RGA. Any discrepancies, such as additional damage, signs of usage, missing parts, etc., will result in an adjustment to the amount of credit issued.**

## DELIVERY AND FREIGHT CHARGES

All shipments are F.O.B. Point of Origin, Jasper, IN, freight prepaid and allowed dock to dock on 53' trailer. Ownership and responsibility of the merchandise becomes that of the buyer upon delivery to the freight company. Shipments into Alaska, Hawaii, Canada, Mexico, Puerto Rico and other exports are freight prepaid and allowed to port of exit.

Indiana Furniture reserves the right to select the most appropriate carrier and routing on all shipments. Indiana Furniture will attempt to accommodate requests for favored carriers and delivery times. Deliveries requested Monday through Thursday, after 3pm, will be assessed a \$300 per truck after hours fee. Deliveries requested after 3pm on Friday or on weekends, will be assessed a \$600 per truck weekend delivery fee.

Inside delivery and installation services are not included in the pricing shown. Any deviation from dock-to-dock delivery, such as but not limited to, non-dock, residential, or inside delivery must be specified on the order. Should these services be requested or required, all charges incurred will be charged to the "Sold To" of the order.

Shipments totaling less than \$3000 (net value, product only) will be assessed a small order fee of \$300 net per shipment. This fee will be reduced for items shipped via small package carriers. For order shipments of \$100 or less, shipped by small package carrier, the fee is \$18. For order shipments over \$100, shipped by small package carrier, the fee is \$40.

## BIFMA AND ANSI TESTING

Indiana Furniture is a member of the Business and Institutional Furniture Manufacturer's Association (BIFMA). Tests developed by the BIFMA and approved by the American National Standards Institute (ANSI) determine the strength and durability of casegoods and seating in its everyday use. Although this testing does not serve as a warranty or guarantee, Indiana Furniture products within this price list have been tested by an independent verifying body and meet or exceed applicable BIFMA and ANSI standards.

Subject to the limitations set forth in this warranty, Indiana Furniture Industries, Inc. (“**Indiana Furniture**”) warrants to the original purchaser all product in this price list (“**Product**”) to be free from defects in material and workmanship given normal use for a 12-year period from the date of manufacture. During the applicable warranty period, Indiana Furniture, as its sole obligation, will repair or replace (in Indiana Furniture’s sole discretion) any Product, part, or component covered by this warranty and sold after August 1, 2022, which fails under normal use as a result of a defect in material or workmanship. Normal use is defined as the equivalent of a single shift, 40-hour work week. Indiana Furniture will repair or replace the defective Product, part, or component with a comparable Product, part, or component.

**Warranty periods are limited** for certain Products and parts as follows:

**12-year Warranty** (from the date of manufacture)

- Seating Mechanisms
- Veneers
- Laminates
- Casters and Glides

**7-year Warranty** (from the date of shipment)

- Pneumatic Table Lift
- Electric Table Lift

**5-year Warranty** (from the date of manufacture)

- Triple Play Series
- Electrical Components
- Pneumatic Cylinders
- Textiles, Foam, and Decorative Trim
- Swivel Arm Pads
- Keyboard Kits
- Lighting
- All Height Adjustable Mechanisms

**3-year Warranty** (from date of shipment)

- Dock 950 Wireless Charger
- Dock 150 Wireless and USB Charger

**THIS WARRANTY DOES NOT COVER:**

- Damage caused by a carrier or third party
- Normal or routine wear and tear
- Appearance, durability, quality, behavior, colorfastness, or any other attribute of customer’s own materials or any non-standard Indiana Furniture material (including CF Stinson, Maharam, Momentum, Mayer, UltraFabrics, Architex, and other alliance programs) specified by the customer and applied to a Product
- Color, grain or texture of wood, laminate and other covering materials
- Changes in wood or fabric color due to aging or exposure to light

As the manufacturer of the Product, Indiana Furniture stands behind its craftsmanship and pledges to do everything it can to reasonably resolve, as quickly as possible, any problems you may have with the Product within the terms and conditions of this warranty.

If you encounter a defect covered by the foregoing warranty, contact the dealer from whom you purchased the Product. If the dealer is unable to resolve your warranty issues, you should contact Indiana Furniture. Please ensure that you have all of the pertinent facts when contacting the dealer or Indiana Furniture, including the model number and factory order number from the inspection label attached to the Product.

INDIANA FURNITURE IS NOT PROVIDING, AND SPECIFICALLY DISCLAIMS, ANY OTHER WARRANTIES FOR THE PRODUCTS, EXPRESS OR IMPLIED, INCLUDING ANY IMPLIED WARRANTY OF MERCHANTABILITY OR FITNESS FOR A PARTICULAR PURPOSE. INDIANA FURNITURE SHALL NOT BE LIABLE TO THE PURCHASER OR ANY THIRD PARTY FOR CONSEQUENTIAL, INCIDENTAL, INDIRECT, OR SPECIAL DAMAGES, INCLUDING, WITHOUT LIMITATION, DAMAGES ARISING OUT OF OR RESULTING IN ANY MALFUNCTIONS, DELAYS, LOSS OF PROFIT, INTERRUPTION OF BUSINESS, PERSONAL INJURY, BODILY INJURY, DEATH, DISMEMBERMENT, OR PROPERTY DAMAGE.

Indiana Furniture Industries, Inc.  
Attn: Customer Service  
1224 Mill Street, P.O. Box 270  
Jasper, Indiana 47547-0270  
800.422.5727  
Fax 812.482.9035  
custserv@indianafurniture.com

## GRADED-IN PROGRAMS

As a special service to our customers, Indiana Furniture has graded-in upholsteries from multiple fabric partners.

For the entire list of graded-in patterns, memo sample information and contact information, please see the list below and the [COM/ COL Graded-In section](#) for more details.

- Anzea
- Arc-Com
- Architex
- CF Stinson
- Camira
- Carnegie
- Concertex
- Cortina
- Designtex
- Guilford of Maine
- Green Hides
- KnollTextiles
- Maharam
- Mayer
- Momentum
- Pallas Textiles
- Spradling
- Ultra Fabrics

## PHOTOGRAPHIC FABRIC CARDS

The fabrics represented on Indiana Furniture photographic cards were reproduced using the finest technology available. Each Indiana Furniture photo card has an 800 phone # for your use while ordering free fabric swatches or samples. Please verify your desired fabric before ordering as such orders are not subject to return to Indiana Furniture.

## FABRIC REPEATS

Indiana Furniture will make every attempt to match obvious patterns within a single chair from the seat to the back, vertically and horizontally.

Matching fabric patterns from chair to chair may require extra yardage and must be noted on the order to avoid delays in shipments. If the order will require COM to be matched from chair to chair, please contact Customer Service at 800-422-5757 to optimize the yardage for multiple quantities and pattern matching.

## FRAMES & GLIDES

All wood frame chairs feature kiln-dried hardwoods which are double-doweled, securely glued, and screwed for maximum joint stability.

Guest chairs ship with nylon glides as standard. Felt glides (FELT) are also available on many of our wood Guest Chairs at no additional charge. Must be specified on the order.

## UPHOLSTERY FOAM

All Indiana Furniture chairs consist of a high grade polyurethane foam that meets CAL 117-2013.

## FINISH

Indiana Furniture standard seating finishes correspond to casegoods and conferencing finishes and laminates. Minor variations in finish color and value may occur due to the natural characteristics of wood. Consult this price list for specific finish availability within each series.

**Special Finishes:** Indiana Furniture is able to accommodate our customer's needs for specific finish matches. Please submit a 3"x5" sample panel to Customer Service for quotation and lead time.

# General Seating Information

## FINISH CONTINUED

All Indiana Furniture Chairs feature a catalyzed varnish finish which offers lasting beauty and resistance to normal wear.

Tables will feature our UVAdvantage finish or a catalyzed varnish finish. See individual series for specific information.

An overview of our finishes and laminate options can be found on the inside of the back cover of this price list.

## CASTERS & NAIL TRIM

Indiana Furniture contemporary swivel chairs are standard with black hooded dual wheel carpet casters.

All Indiana Furniture traditional seating has brass accents (casters and nail trim) where applicable. Silver accents are available. Please specify (SLVR) at no additional charge.

In addition, some of our traditional seating is available with no nail trim as requested (NONT) at no additional charge. Must be specified on order.

## CONTROL OPTIONS

See individual series within this price list for control options and pricing.

### Knee-Tilt Control

The Knee-Tilt control features a heavy-duty torsion bar or a spring tension control which allows variable tension for different body sizes and weights, and minimal rise of the seat's front edge. This allows the user's feet to remain planted while reclining to a relaxing position.

## CAL 133 CERTIFICATION

California Technical Bulletin 133 (TB133 or CAL133) is a composite fire test for fully-assembled seating manufactured for use in certain public buildings. As such, the certification is specific to the fabric that is used in conjunction with the frame and the barrier. Many Indiana Furniture seating products, in combination with some of our standard fabrics, can be manufactured to meet the requirements for certification. Depending on the frame style, a fire-retardant barrier or fire-retardant foam will be incorporated in the chair construction to provide the best opportunity for a successful CAL133 burn test.

The cost of the test is \$1021 (net) which includes the test, freight to the test facility and the fully-assembled test sample. Once payment has been made, please allow approximately 6-8 weeks for the production of the chair and the completion of the test. Once we receive the successful certification, the order may be placed allowing for 1 week extra lead time using the "CAL" prefix on the model number with an upcharge of \$154 list per chair. Please contact Customer Service at 800.422.5727 to order the test.

If you do not need the actual Certification, but wish to have the chairs manufactured to meet the regulation, we can upholster the chair using the fire-retardant components at the \$154 list upcharge per chair. Please order the appropriate frame allowing for 1 week extra lead time, using the "CAL" prefix in front of the model number.

Please note that if you wish to have Certification on a COM material, Indiana Furniture must approve the fabric according to the COM policy as well.

# Surface Materials

## Wood Finishes and Woodgrain, Solid, and 3D Laminates







|   |   |   |  |   |  |
|---|---|---|--|---|--|
|    |    |    |    |    |   |
| <b>Beigewood (BW)</b><br>TFL, HPL, Seating*   | <b>Sugar Maple (SM)</b><br>Veneer, TFL, HPL, Seating                                | <b>Oak Riftwood (ORW)</b><br>Veneer*, TFL, HPL, Seating*                            | <b>Sunglow Walnut (SW)</b><br>Veneer, Seating  | <b>Fawn Oak (FO)</b><br>Veneer*, Seating*   | <b>Weathered Ash (WTA)</b><br>Veneer*, TFL, HPL, Seating*                            |
|    |    |    |    |    |   |
| <b>Smoky Brown Pear (SBP)</b><br>Veneer, TFL, HPL, Seating*                         | <b>Asian Night (AS)</b><br>Veneer, TFL, HPL, Seating                                | <b>Studio Teak (TK)</b><br>TFL, HPL, Seating  | <b>Pinnacle Walnut (PNW)</b><br>TFL, HPL, Seating                                    | <b>Tavern Teak (TT)</b><br>Veneer, Seating*   | <b>Harvest Maple (HVM)</b><br>Veneer, TFL, HPL, Seating*                             |
|    |    |    |    |    |   |
| <b>Medium Oak (MO)</b><br>Veneer*, Seating*   | <b>Golden Cherry (GC)</b><br>Veneer, TFL, HPL, Seating                              | <b>Legacy Walnut (LW)</b><br>Veneer, Seating  | <b>Artisan Walnut (AW)</b><br>Veneer, Seating  | <b>Shaker Cherry (SKC)</b><br>Veneer, TFL, HPL, Seating                               | <b>Select Cherry (SCH)</b><br>Veneer, TFL, HPL, Seating                              |
|    |    |    |    |    |   |
| <b>Williamsburg Cherry (WC)</b><br>Veneer, TFL, HPL, Seating                        | <b>Harvest Walnut (HW)</b><br>Veneer, Seating                                       | <b>Dark Cherry (DC)</b><br>Veneer, Seating  | <b>Mahogany Walnut (MW)</b><br>Veneer, TFL, HPL, Seating                             | <b>Columbian Walnut (CO)</b><br>Veneer, TFL, HPL, Seating                             | <b>Dark Forest Walnut (DFW)</b><br>Veneer, Seating*                                  |
|    |    |    |    |    |   |
| <b>Espresso (EW/EF)</b><br>Veneer, TFL, HPL, Seating                                | <b>Designer White (WH)</b><br>TFL, HPL, Seating                                     | <b>White Sand (WHS)</b><br>TFL, HPL   | <b>Fashion Grey (FHG)</b><br>TFL, HPL  | <b>Pepperdust (PPD)</b><br>TFL, HPL   | <b>Slate Grey (SG)</b><br>TFL, HPL   |
|   |   |   |   |   |  |
| <b>Black (BL)</b><br>TFL, HPL, Seating  | <b>Pewter Mesh (PTM)</b><br>HPL (training tables only)                              | <b>Steel Mesh (STM)</b><br>HPL (training tables only)                               | <b>Matte White (WH3)</b><br>3D Laminate (Iconic Only)                                | <b>Concrete (CR3)</b><br>3D Laminate (Iconic Only)                                    | <b>Matte Black (BL3)</b><br>3D Laminate (Iconic Only)                                |
|  |  |  |  |  |  |
| <b>Enamel (ENL)</b><br>HPL Accent (Iconic Only)                                     | <b>Blush (BSH)</b><br>HPL Accent (Iconic Only)                                      | <b>First Kiss (FK)</b><br>HPL Accent (Iconic Only)                                  | <b>Surfin USA (SUS)</b><br>HPL Accent (Iconic Only)                                  | <b>Summer Vacation (SV)</b><br>HPL Accent (Iconic Only)                               |  |

\* Finish is Low Sheen







## Frosted & High Gloss Acrylics

|   |   |   |  |   |
|---|---|---|--|---|
|  |  |  |  |  |
| <b>Frosted (FSTA)</b>   | <b>White (WHA)</b>  | <b>Wired Mercury (WMA)</b>  | <b>Graphite (GPA)</b>  | <b>Black (BLA)</b>  |

## Solid Surfaces

|   |   |   |  |   |   |
|---|---|---|--|---|---|
|  |  |  |  |  |  |
| <b>Snow White (SNW)</b>   | <b>Pebble Beach (PE)</b>  | <b>Sedona (SE)</b>  | <b>Arroyo (AR)</b>   | <b>Tundra (TN)</b>  | <b>Starry Night (SN)</b>  |

## Metal Options

|   |   |   |  |   |   |
|---|---|---|--|---|---|
|  |  |  |  |  |  |
| <b>Oyster White (OYST)</b>  | <b>Sugar Cookie (SUGC)</b>  | <b>Aluminum (ALUM)</b>  | <b>Chrome (CHRM)</b>   | <b>Mist (MIST)</b>  | <b>Black (BLK) / Noir (NOIR)</b>  |

Colors represented are high-resolution reproductions and may vary slightly from the actual product. To order samples, please contact our Customer Service team or order online at [www.indianafurniture.com](http://www.indianafurniture.com). Graining and finish colors may vary, yet will continue to complement, across Veneer, HPL, TFL, and Seating products due to the inherent differences of these materials.

# Indiana<sup>®</sup>

## FURNITURE

1224 Mill Street  
PO Box 270  
Jasper, Indiana 47547-0270

Tel 812.482.5727  
Tol 800.422.5727  
Fax 812.482.9035  
[sales@indianafurniture.com](mailto:sales@indianafurniture.com)  
[www.indianafurniture.com](http://www.indianafurniture.com)

**Federal Classification: Small Business**

© 2022 Indiana Furniture 4/22

