





























Pull Availability Guide

| | | | Casegoods | | | | | | | Meeting & Training Tables | | | | | Reception | | |
|----------------------------------|---|---------|-----------|--------|-------|--------|-----------|--------|---------|---------------------------|-------|--------|-------|-------|-----------|------|-------|
| | | | Arlington | Canvas | Gesso | Iconic | Jefferson | Madera | Phoenix | Aura | Cameo | Canvas | Gesso | One10 | Tri-One | Aura | Cameo |
| Alcove, Aluminum (AAV) |  | 5 7/8" | | ● | ● | | | ● | | ● | ● | ● | | | ● | | ● |
| Alcove, Chrome (CAV) |  | 5 7/8" | | ● | ● | | | ● | | ● | ● | ● | | | ● | | ● |
| Arc, Aluminum (AAC) |  | 5" | | ● | ● | | | ● | | ● | ● | ● | | | ● | | ● |
| Arc, Black (BAC) |  | 5" | | ● | ● | | | ● | | ● | ● | ● | | | ● | | ● |
| Arlington A, Antique Brass (ARA) |  | 5 1/4" | ● | | | | | ● | ● | | ● | | | | | ● | |
| Arlington B, Antique Brass (ARB) |  | 5 1/4" | ● | | | | | ● | ● | | ● | | | | | ● | |
| Beam, Aluminum (ABM) |  | 10 1/4" | | ● | ● | | | ● | ● | ● | ● | ● | | | ● | | ● |
| Beam, Black (BBM) |  | 10 1/4" | | ● | ● | | | ● | ● | ● | ● | ● | | | ● | | ● |
| Bow Tie, Black (BBT) |  | 5 1/2" | | ● | ● | | | ● | ● | ● | ● | ● | | | ● | | ● |
| Bow Tie, Nickel (NBT) |  | 5 1/2" | | ● | ● | | | ● | ● | ● | ● | ● | | | ● | | ● |
| Buckle, Aluminum (ABU) |  | 4 3/4" | | ● | ● | | | ● | ● | ● | ● | ● | | | ● | | ● |
| Buckle, Black (BBU) |  | 4 3/4" | | ● | ● | | | ● | ● | ● | ● | ● | | | ● | | ● |
| Elite, Aluminum (AEL) |  | 5" | | ● | ● | | | ● | ● | ● | ● | ● | | | ● | | ● |
| Elite, Black (BEL) |  | 5" | | ● | ● | | | ● | ● | ● | ● | ● | | | ● | | ● |
| Standard Finger Pull (FP) |  | | | | | | | ● | | | | | | | | | |
| Flair, Aluminum (AFL) |  | 5 3/8" | | ● | ● | | | ● | ● | ● | ● | ● | | | ● | | ● |
| Flair, Chrome (CFL) |  | 5 3/8" | | ● | ● | | | ● | ● | ● | ● | ● | | | ● | | ● |
| Focus, Aluminum (AFC) |  | 4 5/8" | | ● | ● | | | ● | | ● | ● | ● | | | ● | | ● |
| Focus, Black (BFC) |  | 4 5/8" | | ● | ● | | | ● | | ● | ● | ● | | | ● | | ● |
| Jefferson, Antique Brass (JEF) |  | 5 1/4" | ● | | | | | ● | ● | | ● | | | | | ● | |
| Liberty, Aluminum (ALB) |  | 4 1/4" | ● | | | | | ● | ● | | ● | | | | | ● | |
| Quadra, Aluminum (AQD) |  | 4" | | ● | ● | | | ● | | ● | ● | ● | | | ● | | ● |
| Quadra, Black (BQD) |  | 4" | | ● | ● | | | ● | | ● | ● | ● | | | ● | | ● |
| Studio, Aluminum (AST) |  | 13" | | ● | ● | | | | | ● | ● | ● | | | ● | | ● |
| Studio, Black (BST) |  | 13" | | ● | ● | | | | | ● | ● | ● | | | ● | | ● |
| Studio, Chrome (CST) |  | 13" | | ● | ● | | | | | ● | ● | ● | | | ● | | ● |
| Studio, Gold (GST) |  | 13" | | ● | ● | | | | | ● | ● | ● | | | ● | | ● |
| Wilmington, Antique Brass (WLM) |  | 5 1/4" | ● | | | | | ● | | | ● | | | | | ● | |

For complete specifications and availability, refer to our price lists. This guide does not include all matching door pulls.