

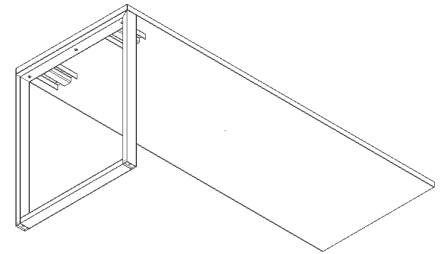
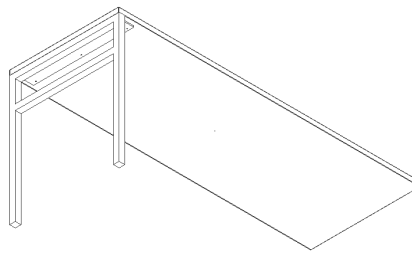
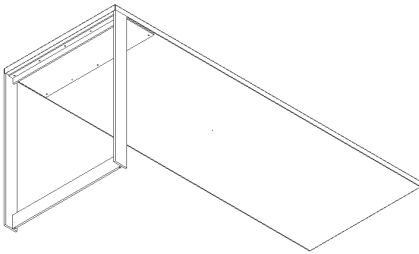
Run Off Table Desk Leg Attachment Assembly Instructions

Components:

- Canvas/Gesso Run Off Table Desk
- Bar, H, O, Iconic, or Strut Legs
- 7/8" PPH Screws

For the Bar, H, or O Leg Attachment:

- 1 Attach leg to bottom of top flush as shown using 7/8" PPH screws.



For the Iconic or Strut Leg Attachment:

- 1 Attach legs to bottom of desk in pre-drilled locations as shown using 7/8" PPH screws.

