

Workmate Tables

Technical Specifications

Construction & Materials

- Tops:** Tops have a vertical square profile with horizontal/left-to-right grain direction. Stationary tables feature a ¾" thick top, while mobile tables feature a 1" thick top. High-Pressure (HPL) and Thermally-Fused Laminate (TFL) tops have a 1mm PVC edge band. Veneer tops have a 0.5mm wood edge band and feature UVAdvantage, an ultra-violet finish on all exposed surfaces by utilizing roll-coat UV technology..
- Base:** Bases are manufactured using powder-coated steel in your choice of color; Joints are fully welded and sanded smooth for maximum strength and durability

Features

- Workmate is the perfect sidekick to work anytime, anywhere. Compact and lightweight, simply pull it up or take it with you as a personal workspace on the go.
- Use Workmate Tables in a variety of ways with stationary, mobile, fixed, and height adjustable worksurface options.
- Metal bases are available in three powder-coated colors, Aluminum, Black and Snow White
- Mobile tables easily move from sitting to standing with pneumatic lift paddle and include black locking casters.
- A holistic surface materials palette—veneer finishes and woodgrain laminates; get inspiration at www.indianafurniture.com.

Certifications & Compliance


- Intertek Sustainability Certified for compliance with VOC emission concentrations
- BIFMA level® Certified for environmentally-preferable and socially-responsible office furniture.
- TSCA Title VI (formerly CARB) Compliance.
- Contribution to LEED®, Green Globes®, and WELL® Sustainable Programs

Dimensions



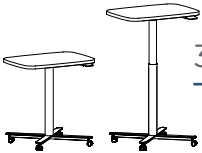
350-2215PT - Pull-Up Table

Table Width	22"	Table Depth	15"	Table Height	27"	Ship Weight	27lbs	Cubes	5.2
-------------	-----	-------------	-----	--------------	-----	-------------	-------	-------	-----



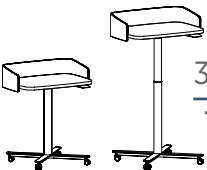
350-2215HPT - Height Adjustable Pull-Up Table

Table Width	22"	Table Depth	15"	Table Height	19-30"	Ship Weight	28lbs	Cubes	3.9
-------------	-----	-------------	-----	--------------	--------	-------------	-------	-------	-----



350-2820HMT - Height Adjustable Mobile Table

Table Width	28"	Table Depth	21⅞"	Table Height	29-45"	Ship Weight	32lbs	Cubes	9.4
-------------	-----	-------------	------	--------------	--------	-------------	-------	-------	-----



350-2820HMTS - Height Adjustable Mobile Table with Surround

Table Width	29"	Table Depth	21⅞"	Table Height	29-45"	Ship Weight	33lbs	Cubes	11.4
-------------	-----	-------------	------	--------------	--------	-------------	-------	-------	------

