






































Strut Tables

Overview+Options

Surface Materials



Veneer and Laminate Options

Our veneer tables feature our UV top finish, UVAdvantage. The result is a low-emitting finish that provides exceptional depth, clarity, durability, and chemical resistance throughout the life of the product.





| | | | | | | |
|--|---|---|---|---|---|---|
|  |  |  |  |  |  |  |
| White Nebbia (WNB) TFL, HPL | Beigewood (BW) TFL, HPL | Sugar Maple (SM) Veneer, TFL, HPL | Oak Riftwood (ORW) Veneer*, TFL, HPL | Kirsche (KHE) TFL, HPL | Fawn Oak (FO) Veneer* | River Cherry (RC) TFL, HPL |
|  |  |  |  |  |  |  |
| Mesa Sunset (MAS) Veneer* | Natural Marrone (NTM) TFL, HPL | Studio Teak (TK) TFL, HPL | Pinnacle Walnut (PNW) Veneer, TFL, HPL | Harvest Maple (HVM) TFL, HPL | Golden Cherry (GC) Veneer, HPL | Legacy Walnut (LW) Veneer |
|  |  |  |  |  |  |  |
| Artisan Walnut (AW) Veneer | Shaker Cherry (SKC) Veneer, TFL, HPL | Select Cherry (SCH) Veneer, HPL | Williamsburg Cherry (WC) Veneer, TFL, HPL | Harvest Walnut (HW) Veneer | Dark Cherry (DC) Veneer | Mahogany Walnut (MW) Veneer, HPL |
|  |  |  |  |  |  |  |
| Henna Walnut (HNW) Veneer | Columbian Walnut (CO) Veneer, TFL, HPL | Sepia Walnut (SPW) TFL, HPL | Florence Walnut (FLW) TFL, HPL | Dark Forest Walnut (DFW) Veneer | Espresso (EW/EF) Veneer, TFL, HPL | Portico Teak (PTK) TFL, HPL |
|  |  |  |  |  | | |
| Weathered Ash (WTA) Veneer*, TFL, HPL | Smoky Brown Pear (SBP) TFL, HPL | Asian Night (AS) Veneer, TFL, HPL | Midnight Run (MNR) TFL, HPL | Metropolis Sky (MTS) Veneer | | |
|  |  |  |  | | | |
| Designer White (WH) TFL, HPL | Fashion Grey (FHG) TFL, HPL | Slate Grey (SG) TFL, HPL | Black (BL) TFL, HPL | | | |

* Veneer is Low Sheen







Metal Finish Options

| | |
|--|---|
|  |  |
| Aluminum (ALUM) | Black (BLK) |

Glass Top Options

| | | | |
|---|---|--|---|
|  |  |  |  |
| Gloss White (GWHG) | Acid Etched White (GWAH) | Gloss Black (GBLG) | Acid Etched Black (GBLA) |

Edge Profiles:

| | | | | | |
|--|---|---|---|--|---|
|  |  |  |  |  |  |
| Double Kerf (F) 1 1/8" H Top | Duo (G) 1 1/8" H Top | Fluted (X) 1 1/8" H Top | Square (Y) 1 1/8" H Top | Knife (K) 1 1/8" H Top | Vertical Square (H) 1 1/2" H Top |

Pull Options:

| | | | |
|--|---|---|---|
|  |  |  |  |
| Studio (AST) Aluminum - 13" | Studio (BST) Black - 13" | Studio (CST) Chrome - 13" | Studio (GST) Gold - 13" |

