

Polka

Technical Specifications

Construction & Materials

- Frame:** Internal wood components and frame are manufactured using Russian Birch plywood; frames are individually hand assembled, and all joints are mortised and tenoned, screwed, and glued for maximum strength and durability.
- Foam:** High Grade Polyurethane Foam, 3 $\frac{3}{8}$ " thick
- Legs:** Legs are constructed of European Beech; 8 $\frac{3}{4}$ "H and 1 $\frac{3}{4}$ "W at the base of the leg

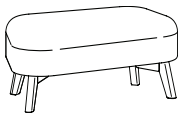
Features

- With a low, wide stance and asymmetric shape, Polka offers a striking alternative for sitting, relaxing, and touchdown working.
- Polka is a flexible and fun modular seating range with soft curves and gentle waterfall seat edges.
- Each unit includes non-marring, nylon adjustable glides to allow for uneven floors
- Polka units ship fully assembled
- Available in single upholstery; select from a wide variety of graded-in or contract options, including fabric, vinyl, and leather
- Find inspiration for upholstery options at <https://www.indianafurniture.com/resources/textiles>

Certifications & Compliance

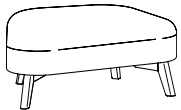
- BIFMA Compliant® Certified for meeting mechanical standards that focus on safety and durability
- TSCA Title VI (Formerly CARB) Compliance
- Contribution to U.S. Green Building Council's LEED Program

Dimensions



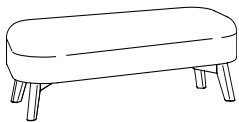
PLK05L/R: Small Bench

Width	47 $\frac{1}{4}$	Depth	29 $\frac{3}{4}$	Height	17 $\frac{1}{2}$	Ship Wgt	42	Cubes	19.5
--------------	------------------	--------------	------------------	---------------	------------------	-----------------	----	--------------	------



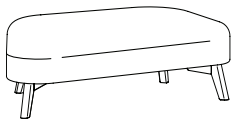
PLK04L/R: Small Bench

Width	47 $\frac{1}{4}$	Depth	38 $\frac{1}{4}$	Height	17 $\frac{1}{2}$	Ship Wgt	48	Cubes	23.2
--------------	------------------	--------------	------------------	---------------	------------------	-----------------	----	--------------	------



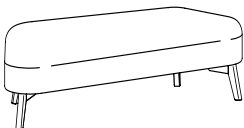
PLK03L/R: Medium Bench

Width	61 $\frac{3}{4}$	Depth	29 $\frac{3}{4}$	Height	17 $\frac{1}{2}$	Ship Wgt	50	Cubes	25.6
--------------	------------------	--------------	------------------	---------------	------------------	-----------------	----	--------------	------



PLK02L/R: Medium Bench

Width	61	Depth	38 $\frac{1}{4}$	Height	17 $\frac{1}{2}$	Ship Wgt	65	Cubes	29.2
--------------	----	--------------	------------------	---------------	------------------	-----------------	----	--------------	------



PLK01L/R: Large Bench

Width	84 $\frac{3}{4}$	Depth	38 $\frac{1}{4}$	Height	17 $\frac{1}{2}$	Ship Wgt	85	Cubes	39.4
--------------	------------------	--------------	------------------	---------------	------------------	-----------------	----	--------------	------

