



SEATING + OCC TABLES

PRICING EFFECTIVE APRIL 25, 2022

Indiana
FURNITURE

Being over a century old hasn't slowed us down! Sure, we are still the reliable, ethical company that was born in southern Indiana, steeped in quality, craftsmanship, and service. But have you seen our latest introductions? We are making a splash with design and challenging the concept of modern offices. Go ahead. Take a look. You know you want to.

Our Pledge to People + Our Plant.

We've been making wood furniture longer than just about anyone...and we want to be doing so for a long time to come. That's a large part of why we take a stewardship approach to our resources. We believe that environmental sustainability and business profits need not be mutually exclusive. They can and should exist side by side in a mutually beneficial relationship. And for more than a century, we've been showing how it's done.

We've proven our commitment to a sustainable future by supporting the standards and programs that protect our home planet and human health. Whether it's local sourcing, reducing contaminants, implementing wellness and safety programs, or diverting waste from landfills, social responsibility is a part of every decision we make at Indiana Furniture.

One of the surest ways to reduce our impact on the planet is to make and buy things that last. And this one's a natural for us. Our products are made with craftsmanship and attention to detail that are a part of our more than a century-long legacy in wood manufacturing. And our products are backed by our 12-year warranty, which facilitates maintenance, servicing and reassembly.

All of our product lines:

- Are manufactured and assembled in the USA,
- Meet or exceed Indoor Air quality standards*,
- Meet or exceed BIFMA level® Sustainability standards and certification*,
- Conform to the BIFMA Compliance standards*,
- Comply with TSCA Title VI (CARB) standards,
- and can contribute to U.S. Green Building's LEED Program.

To learn more, simply go to www.IndianaFurniture.com/resources.



Ease of Specification

Whether you're looking to specify your office spaces or simply to visualize them in the options and surface materials you are desiring, we make it easy. You can find the entire Indiana Furniture portfolio on the following third-party, space-planning platforms.



* Recently launched or new products may still be in testing; Cush Pillows is currently not BIFMA Compliant due to no available compliance test.

General Information & Conditions of Sale	2
Warranty	3
Seating	5
General Seating Information	6
Amery Swivel + Guest Seating (150 Series)	7
Bailey Swivel, Guest, Lounge + Tables (720 Series)	11
Bakerstreet Lounge (400 Series)	19
Bliss Lounge (375 Series)	21
Bow Tie Guest Seating + Stools (170 Series)	25
Brea Guest Seating (510 Series)	27
Breman Swivel + Guest Seating (180 Series)	29
Britta Guest, Lounge + Tables (230 Series)	33
Carreta Lounge (440 Series)	39
Cirka Guest Seating (200 Series)	47
Clutch Task + Swivel Seating (580 Series)	49
Delphi Guest + Bariatric Seating (260 Series)	51
Fifteen Lounge + Tables by Edge Design (15 Series)	55
Fifteen Pods + Tables by Edge Design (15 Series)	75
Gleem Guest + Bariatric Seating (390 Series)	85
Halsted Guest Seating (160 Series)	91
Inspiration Guest, Tandem + Tables (480 Series)	93
Isla Lounge + Tables (370 Series)	99
Joy Task + Swivel Seating (850 Series)	113
Kennerly Swivel + Guest Seating (130 Series)	121
KickStart Lounge + Tables (550 Series)	125
Marquee Guest Seating (420 Series)	145
Me, Myself, and I Seating + Tables by Edge Design (MMI Series)	147
Natta Benches, Stools + Tables by Edge Design (NA Series)	149
Plush Lounge + Tables (620 Series)	151
Polka Lounge/Bench (PKL Series)	169
Portia Lounge (570 Series)	173
Reminisce Swivel + Guest Seating (110 Series)	175
Rockstar Task + Swivel (100 Series)	179
Runna Pouffes/Lounge by Edge Design (RU Series)	183
Spirit Guest, Lounge & Tables by Edge Design (S Series)	185
Trift Guest Seating (980 Series)	191
Triple Play Multi-Height Lounge/Bench (3 Series)	197
Vive Guest Seating (300 Series)	199
Accents	201
Cush Pillows	202
COM/COL & Graded-In Programs	205
Occasional Tables	230
General Occasional Tables Information	232
Arlington End, Lamp + Magazine Tables (2900 Series)	233
Bailey End + Cocktail Tables (720 Series)	235
Britta End + Cocktail (230 Series)	239
Canvas End + Magazine Tables (6600 Series)	241
Cicero End, Lamp, Magazine + Console Tables (290 Series)	243
Gesso End + Magazine Tables (6500 Series)	245
Inspiration Lamp + Magazine Tables (480 Series)	247
Isla End, Lamp + Magazine Tables (370 Series)	249
Jefferson End, Lamp & Magazine Tables (4600 Series)	251
Jot Auxiliary, End, Cocktail + Console Tables (410 Series)	253
Madera End, Lamp + Magazine Tables (1400 Series)	257
Me, Myself & I Tables by Edge Design (MMI Series)	259
Phoenix End + Magazine Tables (2100 Series)	261
Plush Cocktail Tables (620 Series)	263
Spirit Tables by Edge Design (S Series)	267
Topsy Turvy End, Magazine + Console Tables (521 Series)	269

ORDERING INFORMATION

All orders should be emailed to neworders@indianafurniture.com. Orders can be faxed to 812-482-9035 or mailed to:

Indiana Furniture
P.O. Box 270
1224 Mill Street
Jasper, IN 47547-0270

ORDER PROCEDURE

All orders must include purchase order number, billing address, ship-to address and phone number, and any special instructions.

When ordering casegoods or tables, give complete quantity, model number, finish and any other options.

When ordering seating, give complete quantity, model number, finish, fabric and any other options.

Within each series, an example of "How to Order" is illustrated at the beginning of each series section. For further clarification of order procedure, contact Customer Service.

PRICING

All prices shown are suggested retail prices F.O.B. Point of Origin, freight prepaid and allowed to one continental US destination. Prices, specifications and materials are subject to change without notice. Possession and/or distribution of this price list does not in itself constitute an offer to sell. Orders can be received only from authorized Indiana Furniture dealers. Orders will be billed at prices prevailing at time of shipment, unless acknowledged prior to the effective date of the price change, in which case billing will be at the price acknowledged.

ACKNOWLEDGMENT

All orders will be acknowledged promptly, showing how the order was entered, its approximate shipping date and other pertinent information. This acknowledgment is the final agreement between the customer and Indiana Furniture and is the exclusive statement of the terms thereof. Please examine this acknowledgment carefully and advise Indiana Furniture immediately of any discrepancies.

BUYER'S OBLIGATION: RIGHTS OF SELLER

If Indiana Furniture shall at any time doubt Buyer's financial responsibility, Indiana Furniture may decline to make shipments hereunder except upon receipt of cash payment in advance or security or other proof of responsibility satisfactory to Indiana Furniture. If buyer fails in any way to fulfill the terms and conditions set forth herein, Indiana Furniture may defer shipments until such default is corrected. Remedies provided herein shall be in addition to, and not in lieu of other remedies. Buyer agrees to abide by payment terms as listed on invoice. Buyer shall pay all reasonable costs and expenses, including attorney and collection fees, and late fees, incurred by Seller in connection with any amounts due for goods ordered.

CANCELLATIONS AND CHANGES

Due to immediate production on build-to-order items, all orders are considered firm and are not subject to cancellation or change without approval from Indiana Furniture. All approved changes are subject to additional charges and revised lead times.

PRODUCT DESIGN AND SPECIFICATION CHANGES

Indiana Furniture reserves the right to make changes in design and construction or discontinue products without prior notice.

REPAIR CHARGES

Indiana Furniture will only pay repair charges if Customer Service gives prior written authorization. No repair charge will be paid without advance approval at which time you will be issued a repair authorization number that will allow you to invoice Indiana Furniture for the completed work.

WAREHOUSE STORAGE CHARGES

If a shipment is held beyond 14 calendar days at your request, a **.067% per calendar day** (2% per month) storage charge will be assessed. The effective date will be 14 calendar days after the acknowledged ship date. Further, the prices applied to the order will be those in effect at the time of shipment.

DAMAGED MERCHANDISE

The consignee is responsible for filing claims with the carrier for damage and shortages. Claims for both obvious and concealed damage must be filed within 15 calendar days, and the damaged merchandise must not have been moved from the original receiving location. All damaged merchandise, including the cartons and packing materials, must be retained for inspection by either the carrier or by an Indiana Furniture Sales Representative. Indiana Furniture reserves the right to select the most cost effective way to repair or replace the damaged item. Once you have notified the carrier, please contact Customer Service for further assistance.

Obvious Damage/Missing Cartons — Do not refuse merchandise damaged in transit. Indiana Furniture recommends the consignee inspect all merchandise upon arrival. If a shipment is received damaged or short, note all information on carrier's copy and your copy of freight bill and delivery receipt. Notify the delivering carrier and file a claim immediately. Pending the results of your claim, either Indiana Furniture or the carrier will cover 100% of the cost to repair or replace the damaged or missing item.

Concealed Damage — If concealed damage is discovered, notify the delivering carrier at once and request an inspection. This must be done within 15 calendar days of delivery. If the carrier will not perform the inspection, you should prepare an affidavit that you contacted them, noting the time and date, and that they failed to comply with your request. This, along with the other papers in your possession, will support the claim. Pending the results of your claim, the cost to repair or replace the item will be covered 1/3 by the carrier and 2/3 by Indiana Furniture for shipments less than a full truckload and 100% by Indiana Furniture for shipments of full truck loads.

RETURN MERCHANDISE

Merchandise will not be accepted for return without a RGA (Return Goods Authorization) issued by Indiana Furniture. We will consider issuing RGAs for the following reasons:

1. Manufacturing defect (inspected by Indiana Furniture representative)
2. Indiana Furniture order processing error
3. Shipping error
4. Mis-marked cartons
5. Duplicated shipments

If you have any questions as to whether your reason for return qualifies for consideration, please contact your Customer Service Representative. Merchandise must be returned within 60 days of the RGA issued date, or within 60 days upon receipt of replacement product to receive credit. Returns due to mis-marked cartons must also be returned in the original cartoning, with shipping labels intact, to receive credit.

All merchandise being returned must be properly packed and protected to ensure no further damage is incurred during transportation back to an Indiana Furniture facility. Upon receipt, all returned merchandise will be thoroughly inspected and the results compared to the reason for return stated on the RGA. Any discrepancies, such as additional damage, signs of usage, missing parts, etc., will result in an adjustment to the amount of credit issued.

DELIVERY AND FREIGHT CHARGES

All shipments are F.O.B. Point of Origin, Jasper, IN, freight prepaid and allowed dock to dock on 53' trailer. Ownership and responsibility of the merchandise becomes that of the buyer upon delivery to the freight company. Shipments into Alaska, Hawaii, Canada, Mexico, Puerto Rico and other exports are freight prepaid and allowed to port of exit.

Indiana Furniture reserves the right to select the most appropriate carrier and routing on all shipments. Indiana Furniture will attempt to accommodate requests for favored carriers and delivery times. Deliveries requested Monday through Thursday, after 3pm, will be assessed a \$300 per truck after hours fee. Deliveries requested after 3pm on Friday or on weekends, will be assessed a \$600 per truck weekend delivery fee.

Inside delivery and installation services are not included in the pricing shown. Any deviation from dock-to-dock delivery, such as but not limited to, non-dock, residential, or inside delivery must be specified on the order. Should these services be requested or required, all charges incurred will be charged to the "Sold To" of the order.

Shipments totaling less than \$3000 (net value, product only) will be assessed a small order fee of \$300 net per shipment. This fee will be reduced for items shipped via small package carriers. For order shipments of \$100 or less, shipped by small package carrier, the fee is \$18. For order shipments over \$100, shipped by small package carrier, the fee is \$40.

BIFMA AND ANSI TESTING

Indiana Furniture is a member of the Business and Institutional Furniture Manufacturer's Association (BIFMA). Tests developed by the BIFMA and approved by the American National Standards Institute (ANSI) determine the strength and durability of casegoods and seating in its everyday use. Although this testing does not serve as a warranty or guarantee, Indiana Furniture products within this price list have been tested by an independent verifying body and meet or exceed applicable BIFMA and ANSI standards.

Subject to the limitations set forth in this warranty, Indiana Furniture Industries, Inc. (“**Indiana Furniture**”) warrants to the original purchaser all product in this price list (“**Product**”) to be free from defects in material and workmanship given normal use for a 12-year period from the date of manufacture. During the applicable warranty period, Indiana Furniture, as its sole obligation, will repair or replace (in Indiana Furniture’s sole discretion) any Product, part, or component covered by this warranty and sold after April 25, 2022, which fails under normal use as a result of a defect in material or workmanship. Normal use is defined as the equivalent of a single shift, 40-hour work week. Indiana Furniture will repair or replace the defective Product, part, or component with a comparable Product, part, or component.

Warranty periods are limited for certain Products and parts as follows:

12-year Warranty (from the date of manufacture)

- Seating Mechanisms
- Veneers
- Laminates
- Casters and Glides

7-year Warranty (from the date of shipment)

- Pneumatic Table Lift
- Electric Table Lift

5-year Warranty (from the date of manufacture)

- Triple Play Series
- Electrical Components
- Pneumatic Cylinders
- Textiles, Foam, and Decorative Trim
- Swivel Arm Pads
- Keyboard Kits
- Lighting
- All Height Adjustable Mechanisms

3-year Warranty (from date of shipment)

- Dock 950 Wireless Charger
- Dock 150 Wireless and USB Charger

THIS WARRANTY DOES NOT COVER:

- Damage caused by a carrier or third party
- Normal or routine wear and tear
- Appearance, durability, quality, behavior, colorfastness, or any other attribute of customer’s own materials or any non-standard Indiana Furniture material (including CF Stinson, Maharam, Momentum, Mayer, UltraFabrics, Architex, and other alliance programs) specified by the customer and applied to a Product
- Color, grain or texture of wood, laminate and other covering materials
- Changes in wood or fabric color due to aging or exposure to light

As the manufacturer of the Product, Indiana Furniture stands behind its craftsmanship and pledges to do everything it can to reasonably resolve, as quickly as possible, any problems you may have with the Product within the terms and conditions of this warranty.

If you encounter a defect covered by the foregoing warranty, contact the dealer from whom you purchased the Product. If the dealer is unable to resolve your warranty issues, you should contact Indiana Furniture. Please ensure that you have all of the pertinent facts when contacting the dealer or Indiana Furniture, including the model number and factory order number from the inspection label attached to the Product.

INDIANA FURNITURE IS NOT PROVIDING, AND SPECIFICALLY DISCLAIMS, ANY OTHER WARRANTIES FOR THE PRODUCTS, EXPRESS OR IMPLIED, INCLUDING ANY IMPLIED WARRANTY OF MERCHANTABILITY OR FITNESS FOR A PARTICULAR PURPOSE. INDIANA FURNITURE SHALL NOT BE LIABLE TO THE PURCHASER OR ANY THIRD PARTY FOR CONSEQUENTIAL, INCIDENTAL, INDIRECT, OR SPECIAL DAMAGES, INCLUDING, WITHOUT LIMITATION, DAMAGES ARISING OUT OF OR RESULTING IN ANY MALFUNCTIONS, DELAYS, LOSS OF PROFIT, INTERRUPTION OF BUSINESS, PERSONAL INJURY, BODILY INJURY, DEATH, DISMEMBERMENT, OR PROPERTY DAMAGE.

Indiana Furniture Industries, Inc.
Attn: Customer Service
1224 Mill Street, P.O. Box 270
Jasper, Indiana 47547-0270
800.422.5727
Fax 812.482.9035
custserv@indianafurniture.com



Seating

GRADED-IN PROGRAMS

As a special service to our customers, Indiana Furniture has graded-in upholsteries from multiple fabric partners.

For the entire list of graded-in patterns, memo sample information and contact information, please see the list below and see pages 206-227 details.

- Anzea
- Arc-Com
- Architex
- CF Stinson
- Camira
- Carnegie
- Concertex
- Cortina
- Designtex
- Guilford of Maine
- Green Hides
- KnollTextiles
- Maharam
- Mayer
- Momentum
- Pallas Textiles
- Spradling
- Ultra Fabrics

PHOTOGRAPHIC FABRIC CARDS

The fabrics represented on Indiana Furniture photographic cards were reproduced using the finest technology available. Each Indiana Furniture photo card has an 800 phone # for your use while ordering free fabric swatches or samples. Please verify your desired fabric before ordering as such orders are not subject to return to Indiana Furniture.

FABRIC REPEATS

Indiana Furniture will make every attempt to match obvious patterns within a single chair from the seat to the back, vertically and horizontally.

Matching fabric patterns from chair to chair may require extra yardage and must be noted on the order to avoid delays in shipments. If the order will require COM to be matched from chair to chair, please contact Customer Service at 800-422-5757 to optimize the yardage for multiple quantities and pattern matching.

FRAMES & GLIDES

All wood frame chairs feature kiln-dried hardwoods which are double-doweled, securely glued, and screwed for maximum joint stability.

Guest chairs ship with nylon glides as standard. Felt glides (FELT) are also available on many of our wood Guest Chairs at no additional charge. Must be specified on the order.

UPHOLSTERY FOAM

All Indiana Furniture chairs consist of a high grade polyurethane foam that meets CAL 117-2013.

FINISH

Indiana Furniture standard seating finishes correspond to casegoods and conferencing finishes and laminates. Minor variations in finish color and value may occur due to the natural characteristics of wood. Consult this price list for specific finish availability within each series.

Special Finishes: Indiana Furniture is able to accommodate our customer's needs for specific finish matches. Please submit a 3"x5" sample panel to Customer Service for quotation and lead time.

General Seating Information

FINISH CONTINUED

All Indiana Furniture Chairs feature a catalyzed varnish finish which offers lasting beauty and resistance to normal wear.

Tables will feature our UVAdvantage finish or a catalyzed varnish finish. See individual series for specific information.

An overview of our finishes and laminate options can be found on the inside of the back cover of this price list.

CASTERS & NAIL TRIM

Indiana Furniture contemporary swivel chairs are standard with black hooded dual wheel carpet casters.

All Indiana Furniture traditional seating has brass accents (casters and nail trim) where applicable. Silver accents are available. Please specify (SLVR) at no additional charge.

In addition, some of our traditional seating is available with no nail trim as requested (NONT) at no additional charge. Must be specified on order.

CONTROL OPTIONS

See individual series within this price list for control options and pricing.

Knee-Tilt Control

The Knee-Tilt control features a heavy-duty torsion bar or a spring tension control which allows variable tension for different body sizes and weights, and minimal rise of the seat's front edge. This allows the user's feet to remain planted while reclining to a relaxing position.

CAL 133 CERTIFICATION

California Technical Bulletin 133 (TB133 or CAL133) is a composite fire test for fully-assembled seating manufactured for use in certain public buildings. As such, the certification is specific to the fabric that is used in conjunction with the frame and the barrier. Many Indiana Furniture seating products, in combination with some of our standard fabrics, can be manufactured to meet the requirements for certification. Depending on the frame style, a fire-retardant barrier or fire-retardant foam will be incorporated in the chair construction to provide the best opportunity for a successful CAL133 burn test.

The cost of the test is \$1021 (net) which includes the test, freight to the test facility and the fully-assembled test sample. Once payment has been made, please allow approximately 6-8 weeks for the production of the chair and the completion of the test. Once we receive the successful certification, the order may be placed allowing for 1 week extra lead time using the "CAL" prefix on the model number with an upcharge of \$154 list per chair. Please contact Customer Service at 800.422.5727 to order the test.

If you do not need the actual Certification, but wish to have the chairs manufactured to meet the regulation, we can upholster the chair using the fire-retardant components at the \$154 list upcharge per chair. Please order the appropriate frame allowing for 1 week extra lead time, using the "CAL" prefix in front of the model number.

Please note that if you wish to have Certification on a COM material, Indiana Furniture must approve the fabric according to the COM policy as well.

Alluring curves, optional tufted craftsmanship, intricate wood detailing, and precisely placed trim nails make Amery a showpiece of fine traditional design. Swivels feature swivel-tilt control with pneumatic height adjustment. Solid hardwood frames provide for a smooth and radiant finish.

CONSTRUCTION

- Exposed wood components are manufactured using select maple and are free of spirits, discoloration, pits, shakes, and wormholes
- All chair joints are double-doweled or mortised and tenoned, screwed, and glued for maximum strength and durability
- All seats feature corner blocking
- Frames are individually hand assembled and sanded prior to being finished
- Non-marring nylon glides included in each leg at floor level
- If applicable, caster options include hooded casters available in black, brass and silver or choose black soft casters for hard surfaces
- High Grade Polyurethane Foam, 1½" thick in the seat and back
- Textiles are sewn with double stitch seams
- High quality sinuous springs with weight distribution rods ensure a comfortable seating application
- Ships fully assembled

HOW TO ORDER EXAMPLE

Model No.	Description	Example
154TB	Finish	LW
	Upholstery	Cortina Caprone Snow
	Nail Trim	NABRS
	Control	STD
	Caster	BRCS
	Glide Option	-

WOOD FINISHES

Indiana Furniture uses a multi-step, hand finishing process on all exposed wood frames.

Chairs feature a catalyzed varnish finish which offers durability, lasting beauty, and resistance to normal wear.

AW Artisan Walnut	MW Mahogany Walnut
AS Asian Night	MO Medium Oak*
BW Beigewood*	ORW Oak Riftwood*
BL Black	PNW Pinnacle Walnut
CO Columbian Walnut	SCH Select Cherry
DC Dark Cherry	SKC Shaker Cherry
DFW Dark Forest Walnut*	SBP Smoky Brown Pear*
WH Designer White	TK Studio Teak
EF Espresso	SM Sugar Maple
FO Fawn Oak*	SW Sunglow Walnut
GC Golden Cherry	TT Tavern Teak*
HVM Harvest Maple*	WTA Weathered Ash*
HW Harvest Walnut	WC Williamsburg Cherry
LW Legacy Walnut	

* Finish is Low Sheen

UPHOLSTERY OPTIONS

Available in single upholstery in a wide variety of graded-in or contract options, including fabric, vinyl, and leather.

NAIL TRIM OPTIONS

NABRS	Brass Nail Trim	Std
NSLVR	Silver Nail Trim	\$ N/C
NONT	No Nail Trim	\$ N/C

CONTROL OPTIONS (IF APPLICABLE)

STD	Swivel-Tilt with Adjustable Tension Spring	Std
KT	Knee-Tilt Control	\$ 273

CASTER OPTIONS (IF APPLICABLE)

BRCS	Brass Hooded Casters	Std
BLCS	Black Hooded Casters	\$ N/C
SLCS	Silver Hooded Casters	\$ N/C
BHC	Black Soft Caster for Hard Surfaces	\$ N/C

GLIDE OPTIONS (FOR MODELS WITHOUT CASTERS)

STD	Nylon Glides	Std
FELT	Felt Glides	\$ N/C

CERTIFICATIONS & COMPLIANCE


- CAL 117-2013 Compliance
- ETL Environmental Certification
- BIFMA level® Certified
- BIFMA Compliant® Certified
- TSCA Title VI (CARB) Compliance
- US Green Building's LEED® Contribution




Tufted High Back
Swivel: 154TB
(See Page 9)




Tufted Mid
Back Swivel: 152TB
(See Page 9)



Tufted High
Back Guest: 155TB
(See Page 9)



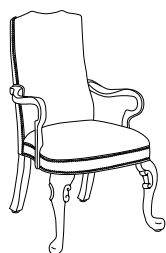
Tufted Mid
Back Guest: 156TB
(See Page 9)




High
Back Swivel: 154
(See Page 10)



Mid
Back Swivel: 152
(See Page 10)



High
Back Guest: 155
(See Page 10)



Mid
Back Guest: 156
(See Page 10)

Item	Model No.	Chair Width	Chair Depth	Chair Height	Seat Width	Seat Depth	Seat Height	Arm Height	Ship Wt	Cubic Ft
TUFTED HIGH BACK SWIVEL	154TB	26½	28½	41-45	20½	17	19-22½	26-30	62	25.3



Must Specify (in this order):

- Model #
- Finish
- Upholstery
- Nail Trim
- Control
- Caster

Description

- Standard with: Swivel Tilt Control with Adjustable Tension, Pneumatic Height Adjustment, Tufted Back, Brass Nail Trim, 5-Star Base with Decorative Hardwood Caps, and Brass Hooded Dual Wheel Casters
- Optional Silver Trim and Black Soft Casters or Black or Silver Hooded Casters
- Knee-Tilt Control Option

List Price/Grade	Yards	COM/1	2	3	4	5	6	7	8	9	10	L1	L2
Single Upholstery	3.75	\$ 2878	3058	3204	3351	3572	3801	4123	4453	4847	5297	4007	4487

TUFTED MID BACK SWIVEL	152TB	26½	28½	37-41	20½	17	19-22½	26-30	52	23.2
------------------------	-------	-----	-----	-------	-----	----	--------	-------	----	------



Must Specify (in this order):


- Model #
- Finish
- Upholstery
- Nail Trim
- Control
- Caster

Description

- Standard with: Swivel Tilt Control with Adjustable Tension, Pneumatic Height Adjustment, Tufted Back, Brass Nail Trim, 5-Star Base with Decorative Hardwood Caps, and Brass Hooded Dual Wheel Casters
- Optional Silver Trim and Black Soft Casters or Black or Silver Hooded Casters
- Knee-Tilt Control Option

List Price/Grade	Yards	COM/1	2	3	4	5	6	7	8	9	10	L1	L2
Single Upholstery	3.25	\$ 2796	2952	3079	3206	3397	3596	3875	4161	4502	4892	3774	4190

TUFTED HIGH BACK GUEST	155TB	26½	29½	41½	20½	17	18½	27¼	42	26.5
------------------------	-------	-----	-----	-----	-----	----	-----	-----	----	------



Must Specify (in this order):

- Model #
- Finish
- Upholstery
- Nail Trim
- Glide

Description

- Standard with: Tufted Back, Brass Nail Trim, and Nylon Glides
- Optional Silver Trim

List Price/Grade	Yards	COM/1	2	3	4	5	6	7	8	9	10	L1	L2
Single Upholstery	3.75	\$ 2374	2554	2700	2847	3068	3297	3619	3949	4343	4793	3503	3983

TUFTED MID BACK GUEST	156TB	26½	29½	35½	20½	17	18½	27¼	32	20.7
-----------------------	-------	-----	-----	-----	-----	----	-----	-----	----	------



Must Specify (in this order):

- Model #
- Finish
- Upholstery
- Nail Trim
- Glide

Description

- Standard with: Tufted Back, Brass Nail Trim, and Nylon Glides
- Optional Silver Trim

List Price/Grade	Yards	COM/1	2	3	4	5	6	7	8	9	10	L1	L2
Single Upholstery	3.25	\$ 2249	2405	2532	2659	2850	3049	3328	3614	3955	4345	3227	3643

For ordering options, see overview at the beginning of this section.

Item	Model No.	Chair Width	Chair Depth	Chair Height	Seat Width	Seat Depth	Seat Height	Arm Height	Ship Wt	Cubic Ft
HIGH BACK SWIVEL	154	26½	28½	41-45	20½	17	19-22½	26-30	62	25.3



Must Specify (in this order):

- Model #
- Finish
- Upholstery
- Nail Trim
- Control
- Caster

Description

- Standard with: Swivel Tilt Control with Adjustable Tension, Pneumatic Height Adjustment, Brass Nail Trim, 5-Star Base with Decorative Hardwood Caps, and Brass Hooded Dual Wheel Casters
- Optional Silver Trim and Black Soft Casters or Black or Silver Hooded Casters
- Knee-Tilt Control Option

List Price/Grade	Yards	COM/1	2	3	4	5	6	7	8	9	10	L1	L2
Single Upholstery	2.50	\$ 2678	2798	2896	2993	3141	3293	3508	3728	3991	4291	3431	3751

MID BACK SWIVEL	152	26½	28½	37-41	20½	17	19-22½	26-30	52	23.2
-----------------	-----	-----	-----	-------	-----	----	--------	-------	----	------



Must Specify (in this order):

- Model #
- Finish
- Upholstery
- Nail Trim
- Control
- Caster

Description

- Standard with: Swivel Tilt Control with Adjustable Tension, Pneumatic Height Adjustment, Brass Nail Trim, 5-Star Base with Decorative Hardwood Caps, and Brass Hooded Dual Wheel Casters
- Optional Silver Trim and Black Soft Casters or Black or Silver Hooded Casters
- Knee-Tilt Control Option

List Price/Grade	Yards	COM/1	2	3	4	5	6	7	8	9	10	L1	L2
Single Upholstery	2.50	\$ 2563	2683	2781	2878	3026	3178	3393	3613	3876	4176	3316	3636

HIGH BACK GUEST	155	26½	29½	41½	20½	17	18½	27¼	42	26.5
-----------------	-----	-----	-----	-----	-----	----	-----	-----	----	------



Must Specify (in this order):

- Model #
- Finish
- Upholstery
- Nail Trim
- Glide

Description

- Standard with: Brass Nail Trim
- Optional Silver Trim

List Price/Grade	Yards	COM/1	2	3	4	5	6	7	8	9	10	L1	L2
Single Upholstery	2.50	\$ 2219	2339	2437	2534	2682	2834	3049	3269	3532	3832	2972	3292

MID BACK GUEST	156	26½	29½	35½	20½	17	18½	27¼	32	20.7
----------------	-----	-----	-----	-----	-----	----	-----	-----	----	------



Must Specify (in this order):

- Model #
- Finish
- Upholstery
- Nail Trim
- Glide

Description

- Standard with: Brass Nail Trim
- Optional Silver Trim

List Price/Grade	Yards	COM/1	2	3	4	5	6	7	8	9	10	L1	L2
Single Upholstery	2.50	\$ 2069	2189	2287	2384	2532	2684	2899	3119	3382	3682	2822	3142

For ordering options, see overview at the beginning of this section.

From lounge areas to private offices to conference settings, the Bailey Collection can make a statement. Single seat chairs are available with a pedestal base, swivel base with casters, and four leg base. Two seat settees and three seat sofas are available in straight or angled frames to stimulate the conversation. Bailey tables are offered in a wide range of veneers and laminates with two edge profiles, while seating options are available in contrasting upholsterys. The stylish ottoman finishes out the collection.

CONSTRUCTION

- High Grade Polyurethane Foam, 2¼" thick in the seat and 1 - 1¼" in the tapered back
- Bases for both seating and tables are manufactured using steel frames with a chrome finish
- The wood veneer tops are made of select grade sliced Black Walnut, Cherry, Maple, or composite veneers for maximum grain and color consistency
- Veneer tops are ¾" with 1mm veneer edge bands
- Laminate tops are ¾" with 1mm PVC edge bands
- Chairs and tables ship fully assembled

HOW TO ORDER EXAMPLE

SWIVEL, GUEST, AND LOUNGE

Model No.	Description	Example
728	Primary Upholstery	CF Stinson Rivera Earl Grey
	Accent Upholstery	CF Stinson Passport Ghost
	Casters	CASTC

TABLES

Model No.	Description	Example
720-3030SQ	Finish	TK

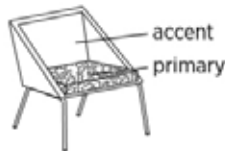
UPHOLSTERY OPTIONS

Available in single or contrasting upholsterys in a wide variety of graded-in or contract options, including fabric, vinyl, and leather. Due to the angular design, stripes and patterns are not recommended.

Single Upholstery



Contrasting Upholstery



CASTERS/GLIDES (FOR SWIVEL CHAIR)

STD	Black Casters	Std
CASTC	Chrome Carpet Casters	\$ 64
CHRC	Chrome Rimmed Hard Surface Caster with Roll Control	\$ 363
SOFT	Black Hard Surface Casters	\$ N/C
GLIDE	Black Glides	\$ N/C

TFL (T) AND HPL (P) LAMINATE OPTIONS ON TABLES

WOODGRAIN

AS	Asian Night	PNW	Pinnacle Walnut
BW	Beigewood	SCH	Select Cherry
CO	Columbian Walnut	SKC	Shaker Cherry
EF	Espresso	SBP	Smoky Brown Pear
GC	Golden Cherry	TK	Studio Teak
HVM	Harvest Maple	SM	Sugar Maple
MW	Mahogany Walnut	WTA	Weathered Ash
ORW	Oak Riftwood	WC	Williamsburg Cherry

SOLID

BL	Black	PPD	Pepperdust
WH	Designer White	SG	Slate Grey
FHG	Fashion Grey	WHS	White Sand

VENEER (W) OPTIONS AVAILABLE ON TABLES

Veneer tops feature UV Advantage, an ultra-violet finish, on all exposed surfaces by utilizing roll-coat UV technology

AW	Artisan Walnut	MW	Mahogany Walnut
AS	Asian Night	MO	Medium Oak*
CO	Columbian Walnut	ORW	Oak Riftwood*
DC	Dark Cherry	SCH	Select Cherry
DFW	Dark Forest Walnut	SKC	Shaker Cherry
EF	Espresso	SBP	Smoky Brown Pear
FO	Fawn Oak*	SM	Sugar Maple
GC	Golden Cherry	SW	Sunglow Walnut
HVM	Harvest Maple	TT	Tavern Teak
HW	Harvest Walnut	WTA	Weathered Ash*
LW	Legacy Walnut	WC	Williamsburg Cherry

* Finish is Low Sheen

TABLE EDGE PROFILES



Square

Knife

CERTIFICATIONS & COMPLIANCE

- CAL 117-2013 Compliance
- ETL Environmental Certification
- BIFMA level® Certified
- BIFMA Compliant® Certified
- TSCA Title VI (CARB) Compliance
- US Green Building's LEED® Contribution

Seating + Tables



Swivel Chair with
Casters: 728
(See Page 13)




Single Seat with
4-Leg Base: 720
(See Page 13)



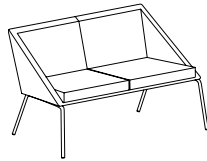
Single Seat with 4-Star
Pedestal Base: 721
(See Page 13)



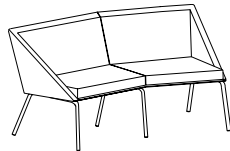
Ottoman
721-2120OT
(See Page 14)



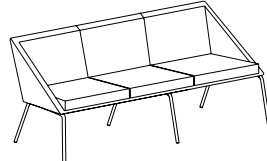
Enhance your space
with new Cush Pillows.
Available in multiple
shapes and sizes, and
with or without piping.



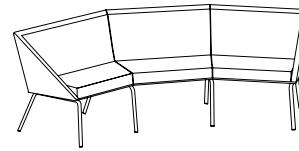
Settee
7202
(See Page 14)



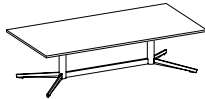
Angled Settee
7202-30C
(See Page 14)



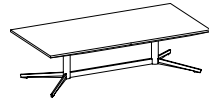
Sofa
7203
(See Page 15)



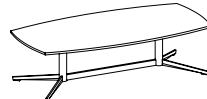
Angled Sofa
7203-60C
(See Page 15)



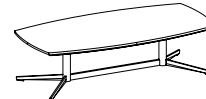
Rectangular Cocktail
Table (Square Edge)
720-2550RT: TFL
720-2550RTH: HPL
719-2550RT: Wood
(See Page 16)



Rectangular Cocktail
Table (Knife Edge)
720-2550RTKH: HPL
719-2550RTK: Wood
(See Page 16)



Soft Rectangular Cocktail
Table (Square Edge)
720-2550SRT: TFL
720-2550SRTH: HPL
719-2550SRT: Wood
(See Page 16)



Soft Rectangular Cocktail
Table (Knife Edge)
720-2550SRTKH: HPL
719-2550SRTK: Wood
(See Page 16)



Square Cocktail
Table (Square Edge)
720-3030SQ: TFL
720-3030SQH: HPL
719-3030SQ: Wood
(See Page 17)



Square Cocktail Table
(Knife Edge)
720-3030SQKH: HPL
719-3030SQK: Wood
(See Page 17)



Soft Square Cocktail
Table (Square Edge)
720-3030SSQ: TFL
720-3030SSQH: HPL
719-3030SSQ: Wood
(See Page 17)



Soft Square Cocktail
Table (Knife Edge)
720-3030SSQKH: HPL
719-3030SSQK: Wood
(See Page 17)



Square End Table
(Square Edge)
720-2020ET: TFL
720-2020ETH: HPL
719-2020ET: Wood
(See Page 18)



Square End Table
(Knife Edge)
720-2020ETKH: HPL
719-2020ETK: Wood
(See Page 18)



Soft Square End
Table (Square Edge)
720-2020SET: TFL
720-2020SETH: HPL
719-2020SET: Wood
(See Page 18)



Soft Square End
Table (Knife Edge)
720-2020SETKH: HPL
719-2020SETK: Wood
(See Page 18)

Item	Model No.	Chair Width	Chair Depth	Chair Height	Seat Width	Seat Depth	Seat Height	Arm Height	Ship Wt	Cubic Ft
SWIVEL CHAIR WITH CASTERS	728	26	28¼	30¾-34½	18¼	18¾	18-21¾	18-34½	59	24.0



Must Specify (in this order):

- Model #
- Primary Upholstery
- Accent Upholstery
- Caster

Description

- Standard with: Height Adjustable Chrome 5-Star Base and Black Casters
- Available with Contrasting Upholsteries
- Stripes and Patterns are Not Recommended
- Also available with Soft Wheel Casters or Glides Upon Request

List Price/Grade	Yards	COM/1	2	3	4	5	6	7	8	9	10	L1	L2
Single Upholstery	3.75	\$ 2128	2308	2454	2601	2822	3051	3373	3703	4097	4547	3257	3737
Contrasting Upholstery													
Primary	0.75	\$ 2128	2164	2193	2223	2267	2313	2377	2443	2522	2612	2354	2450
Accent	3.00	\$ 0	144	261	378	555	738	996	1260	1575	1935	903	1287

SINGLE SEAT WITH 4-LEG BASE	720	26	28¼	30¼	18¼	18¾	18	18-30¼	59	24.0
-----------------------------	-----	----	-----	-----	-----	-----	----	--------	----	------



Must Specify (in this order):

- Model #
- Primary Upholstery
- Accent Upholstery

Description

- Standard with: Chrome Legs
- Available with Contrasting Upholsteries
- Stripes and Patterns are Not Recommended

List Price/Grade	Yards	COM/1	2	3	4	5	6	7	8	9	10	L1	L2
Single Upholstery	3.75	\$ 1958	2138	2284	2431	2652	2881	3203	3533	3927	4377	3087	3567
Contrasting Upholstery													
Primary	0.75	\$ 1958	1994	2023	2053	2097	2143	2207	2273	2352	2442	2184	2280
Accent	3.00	\$ 0	144	261	378	555	738	996	1260	1575	1935	903	1287

SINGLE SEAT WITH 4-STAR PEDESTAL BASE	721	26	28¼	29¼	18¼	18¾	18	18-30¼	59	24.0
---------------------------------------	-----	----	-----	-----	-----	-----	----	--------	----	------



Must Specify (in this order):

- Model #
- Primary Upholstery
- Accent Upholstery
- Optional Auto-Return

Description

- Standard with: Fixed Star Chrome Pedestal Base
- Available with Contrasting Upholsteries
- Stripes and Patterns are Not Recommended
- Optional Auto-Return Swivel Base

List Price/Grade	Yards	COM/1	2	3	4	5	6	7	8	9	10	L1	L2
Single Upholstery	3.75	\$ 2162	2342	2488	2635	2856	3085	3407	3737	4131	4581	3291	3771
Contrasting Upholstery													
Primary	0.75	\$ 2162	2198	2227	2257	2301	2347	2411	2477	2556	2646	2388	2484
Accent	3.00	\$ 0	144	261	378	555	738	996	1260	1575	1935	903	1287

Optional Auto-Return Swivel Base: Specify & Add

RF	Auto-Return Swivel												\$ 54
----	--------------------	--	--	--	--	--	--	--	--	--	--	--	-------

For ordering options, see overview at the beginning of this section.

Item	Model No.	Chair Width	Chair Depth	Chair Height	Seat Width	Seat Depth	Seat Height	Arm Height	Ship Wt	Cubic Ft
OTTOMAN	721-21200T	22½	20½	18	15	20½	18	-	30	16.9



Description

- Standard with: Fixed Star Chrome Pedestal Base
- Available with Contrasting Upholsteries
- Stripes and Patterns are Not Recommended

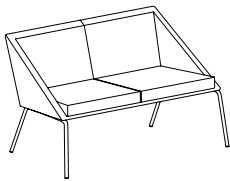
Must Specify (in this order):

Model #
Primary Upholstery
Accent Upholstery

List Price/Grade	Yards	COM/1	2	3	4	5	6	7	8	9	10	L1	L2
Single Upholstery	1.75	\$ 1111	1195	1263	1332	1435	1542	1692	1846	2030	2240	1638	1862
Contrasting Upholstery													
Primary	1.00	\$ 1111	1159	1198	1237	1296	1357	1443	1531	1636	1756	1412	1540
Accent	0.75	\$ 0	36	65	95	139	185	249	315	394	484	226	322

SETTEE

7202	51½	28¼	30¼	43½	18¾	18	18-30¼	72	42.6
------	-----	-----	-----	-----	-----	----	--------	----	------



Description

- Standard with: Chrome Legs
- Available with Contrasting Upholsteries
- Stripes and Patterns are Not Recommended

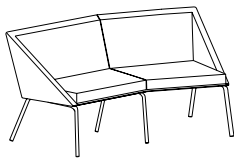
Must Specify (in this order):

Model #
Primary Upholstery
Accent Upholstery

List Price/Grade	Yards	COM/1	2	3	4	5	6	7	8	9	10	L1	L2
Single Upholstery	4.75	\$ 2962	3190	3375	3561	3841	4131	4539	4957	5456	6026	4392	5000
Contrasting Upholstery													
Primary	1.50	\$ 2962	3034	3093	3151	3240	3331	3460	3592	3750	3930	3414	3606
Accent	3.25	\$ 0	156	282	410	601	800	1079	1365	1706	2096	978	1394

ANGLED SETTEE

7202-30C	59 ½	34½	30¼	50¼	18¾	18	18-30¼	86	42.7
----------	------	-----	-----	-----	-----	----	--------	----	------



Description

- Standard with: Chrome Legs
- 30° 2-Seat Angle
- Available with Contrasting Upholsteries
- Stripes and Patterns are Not Recommended

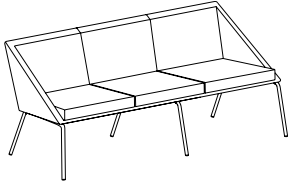
Must Specify (in this order):

Model #
Primary Upholstery
Accent Upholstery

List Price/Grade	Yards	COM/1	2	3	4	5	6	7	8	9	10	L1	L2
Single Upholstery	6.00	\$ 3615	3903	4137	4371	4725	5091	5607	6135	6765	7485	5421	6189
Contrasting Upholstery													
Primary	1.75	\$ 3615	3699	3767	3836	3939	4046	4196	4350	4534	4744	4142	4366
Accent	4.25	\$ 0	204	370	535	786	1045	1411	1785	2231	2741	1279	1823

For ordering options, see overview at the beginning of this section.

Item	Model No.	Chair Width	Chair Depth	Chair Height	Seat Width	Seat Depth	Seat Height	Arm Height	Ship Wt	Cubic Ft
SOFA	7203	75¼	28¼	30¼	67¼	18¾	18	18-30¼	100	55.8



Must Specify (in this order):

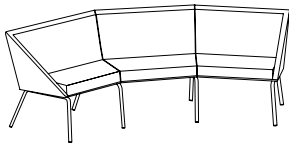
- Model #
- Primary Upholstery
- Accent Upholstery

Description

- Standard with: Chrome Legs
- Available with Contrasting Upholsteries
- Stripes and Patterns are Not Recommended

List Price/Grade	Yards	COM/1	2	3	4	5	6	7	8	9	10	L1	L2
Single Upholstery	6.00	\$ 3996	4284	4518	4752	5106	5472	5988	6516	7146	7866	5802	6570
Contrasting Upholstery													
Primary	2.00	\$ 3996	4092	4170	4248	4366	4488	4660	4836	5046	5286	4598	4854
Accent	4.00	\$ 0	192	348	504	740	984	1328	1680	2100	2580	1204	1716

Item	Model No.	Chair Width	Chair Depth	Chair Height	Seat Width	Seat Depth	Seat Height	Arm Height	Ship Wt	Cubic Ft
ANGLED SOFA	7203-60C	91¼	41½	30¼	80¼	18¾	18	18-30¼	116	76.8



Must Specify (in this order):

- Model #
- Primary Upholstery
- Accent Upholstery

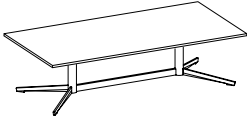
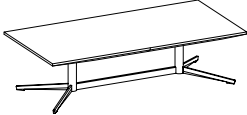
Description

- Standard with: Chrome Legs
- 60° 3 Seat Angle
- Available with Contrasting Upholsteries
- Stripes and Patterns are Not Recommended

List Price/Grade	Yards	COM/1	2	3	4	5	6	7	8	9	10	L1	L2
Single Upholstery	8.00	\$ 4710	5094	5406	5718	6190	6678	7366	8070	8910	9870	7118	8142
Contrasting Upholstery													
Primary	2.50	\$ 4710	4830	4928	5025	5173	5325	5540	5760	6023	6323	5463	5783
Accent	5.50	\$ 0	264	478	693	1017	1353	1826	2310	2887	3547	1655	2359

Coordinating Tables on Following Pages

For ordering options, see overview at the beginning of this section.

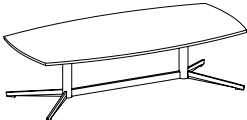
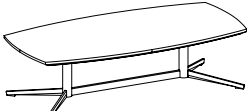
Item	Model No.		W	D	H	Ship Wt	Cubic Ft	List Price		
RECTANGULAR COCKTAIL TABLE  	SQUARE EDGE									
	720-2550RT	TFL	25	50	14	34.9	3.2	T\$	1311	
	720-2550RTH	HPL	25	50	14	34.9	3.2	P\$	1540	
	719-2550RT	Wood	25	50	14	34.9	3.2	W\$	1862	
	KNIFE EDGE									
	720-2550RTKH	HPL	25	50	14	34.9	3.2	P\$	1909	
719-2550RTK	Wood	25	50	14	34.9	3.2	W\$	1999		

Must Specify (in this order):

Model #
Finish/Color

Description

- Standard with: Chrome Base
- Table Ships Fully Assembled

SOFT RECTANGULAR COCKTAIL TABLE  	SQUARE EDGE									
	720-2550SRT	TFL	25	50	14	34.9	3.2	T\$	1311	
	720-2550SRTH	HPL	25	50	14	34.9	3.2	P\$	1540	
	719-2550SRT	Wood	25	50	14	34.9	3.2	W\$	1862	
	KNIFE EDGE									
	720-2550SRTKH	HPL	25	50	14	34.9	3.2	P\$	1909	
719-2550SRTK	Wood	25	50	14	34.9	3.2	W\$	1999		

Must Specify (in this order):

Model #
Finish/Color

Description

- Standard with: Chrome Base
- Table Ships Fully Assembled





Square



Knife

T = TFL P = HPL W = Veneer



For ordering options, see overview at the beginning of this section.

Item	Model No.		W	D	H	Ship Wt	Cubic Ft	List Price		
SQUARE COCKTAIL TABLE  	SQUARE EDGE									
	720-3030SQ	TFL	30	30	14	29.7	2.80	T\$	814	
	720-3030SQH	HPL	30	30	14	29.7	2.80	P\$	1104	
	719-3030SQ	Wood	30	30	14	29.7	2.80	W\$	1281	
	KNIFE EDGE									
	720-3030SQKH	HPL	30	30	14	29.7	2.80	P\$	1391	
719-3030SQK	Wood	30	30	14	29.7	2.80	W\$	1393		

Must Specify (in this order):
Model #
Finish/Color

Description

- Standard with: Chrome Base
- Table Ships Fully Assembled

Item	Model No.		W	D	H	Ship Wt	Cubic Ft	List Price		
SOFT SQUARE COCKTAIL TABLE  	SQUARE EDGE									
	720-3030SSQ	TFL	30	30	14	29.7	2.80	T\$	814	
	720-3030SSQH	HPL	30	30	14	29.7	2.80	P\$	1104	
	719-3030SSQ	Wood	30	30	14	29.7	2.80	W\$	1281	
	KNIFE EDGE									
	720-3030SSQKH	HPL	30	30	14	29.7	2.80	P\$	1391	
719-3030SSQK	Wood	30	30	14	29.7	2.80	W\$	1393		

Must Specify (in this order):
Model #
Finish/Color

Description

- Standard with: Chrome Base
- Table Ships Fully Assembled


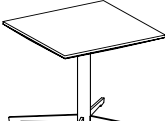


Square

Knife

T = TFL P = HPL W = Veneer

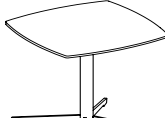
For ordering options, see overview at the beginning of this section.

Item	Model No.		W	D	H	Ship Wt	Cubic Ft	List Price	
	SQUARE EDGE								
	720-2020ET	TFL	20	20	20	20	2.0	T\$	889
	720-2020ETH	HPL	20	20	20	20	2.0	P\$	1103
	719-2020ET	Wood	20	20	20	20	2.0	W\$	1170
	KNIFE EDGE								
	720-2020ETKH	HPL	20	20	20	20	2.0	P\$	1228
	719-2020ETK	Wood	20	20	20	20	2.0	W\$	1284

Description

- Standard with: Chrome Base
- Table Ships Fully Assembled

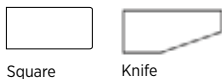
Must Specify (in this order):
Model #
Finish/Color

Item	Model No.		W	D	H	Ship Wt	Cubic Ft	List Price	
	SQUARE EDGE								
	720-2020SET	TFL	20	20	20	20	2.0	T\$	889
	720-2020SETH	HPL	20	20	20	20	2.0	P\$	1103
	719-2020SET	Wood	20	20	20	20	2.0	W\$	1170
	KNIFE EDGE								
	720-2020SETKH	HPL	20	20	20	20	2.0	P\$	1228
	719-2020SETK	Wood	20	20	20	20	2.0	W\$	1284

Description

- Standard with: Chrome Base
- Table Ships Fully Assembled

Must Specify (in this order):
Model #
Finish/Color



T = TFL P = HPL W = Veneer

For ordering options, see overview at the beginning of this section.

Bakerstreet Lounge boasts a traditional rolled arm design that will complement a variety of working styles. The thick seat cushion coupled with high-gauge sinuous springs make this series extraordinarily comfortable, while the welt cord and nail trim showcase the detail and craftsmanship that goes into every model. Whether you looking to outfit the front entrance, an executive office, private nook, or anything in between, Bakerstreet portrays the level of distinguished sophistication you are looking for.

CONSTRUCTION

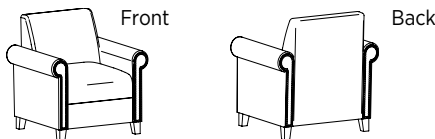
- Frames are kiln-dried hardwoods and structurally engineered hardwood plywood
- Exposed wood frame members are selected from the highest grades of hardwoods and are free of spirits, discoloration, pits, shakes, and wormholes; European Beech on legs
- Joints are double-doweled or mortised and tenoned, screwed, and glued for maximum strength and durability
- High Grade Polyurethane Foam, 3¼" thick in the seat and 2" in the back
- Non-marring adjustable nylon guides included in each leg at floor level
- High gauge sinuous springs ensure a comfortable seating application
- Features nail trim on front and back side of arm
- Ships fully assembled

HOW TO ORDER EXAMPLE

Model No.	Description	Example
400	Finish	GC
	Upholstery	Momentum Cover Cloth Graphite
	Nail Trim	NABRS

NAIL TRIM

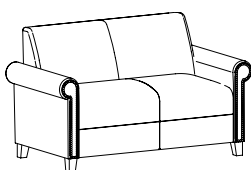
NABRS	Brass Nail Trim	Std
NSLVR	Silver Nail Trim	\$ N/C



UPHOLSTERY OPTIONS

Available in single upholstery in a wide variety of graded-in or contract options, including fabric, vinyl, and leather.

Some upholsterys are considered directional, such as stripes, patterns and plaids. Each upholstery is reviewed by production for the best application. Some upholsterys may require the pattern to be cut up the roll, which create additional seams in the seats and backs of select units. See the COL/COM Form (Page 176) for additional details.



Additional seams for the 4002 Settee when upholstery is cut up the roll.

WOOD FINISHES

Indiana Furniture uses a multi-step, hand finishing process on all exposed wood frames.

Chairs feature a catalyzed varnish finish which offers durability, lasting beauty, and resistance to normal wear.


AW	Artisan Walnut	MW	Mahogany Walnut
AS	Asian Night	MO	Medium Oak*
BW	Beigewood*	ORW	Oak Riftwood*
BL	Black	PNW	Pinnacle Walnut
CO	Columbian Walnut	SCH	Select Cherry
DC	Dark Cherry	SKC	Shaker Cherry
DFW	Dark Forest Walnut*	SBP	Smoky Brown Pear*
WH	Designer White	TK	Studio Teak
EF	Espresso	SM	Sugar Maple
FO	Fawn Oak*	SW	Sunglow Walnut
GC	Golden Cherry	TT	Tavern Teak*
HVM	Harvest Maple*	WTA	Weathered Ash*
HW	Harvest Walnut	WC	Williamsburg Cherry
LW	Legacy Walnut		

*Finish is Low Sheen

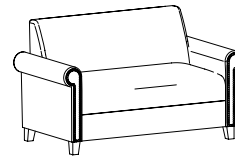
CERTIFICATIONS & COMPLIANCE

- CAL 117-2013 Compliance
- ETL Environmental Certification
- BIFMA level® Certified
- BIFMA Compliant® Certified
- TSCA Title VI (CARB) Compliance
- US Green Building's LEED® Contribution

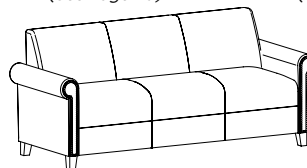
STATEMENT OF LINE



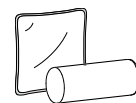
Club Chair
400
(See Page 20)



Settee
4002
(See Page 20)




Sofa
4003
(See Page 20)



Enhance your space with new Cush Pillows. Available in multiple shapes and sizes, and with or without piping.

Item	Model No.	Chair Width	Chair Depth	Chair Height	Seat Width	Seat Depth	Seat Height	Arm Height	Ship Wt	Cubic Ft
CLUB CHAIR	400	33	28	32½	22	19	18¾	23½	94	24.0



Description

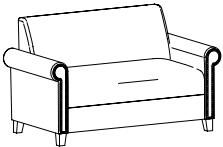
- Standard with: Brass Nail Trim and Nylon Glides
- Optional Silver Trim

Must Specify (in this order):

Model #
Finish
Upholstery
Nail Trim

List Price/Grade	Yards	COM/1	2	3	4	5	6	7	8	9	10	L1	L2
Single Upholstery	5.75	\$ 2564	2840	3064	3289	3628	3979	4473	4979	5583	6273	4295	5031

SETTEE	4002	55	28	32½	44	19	18¾	23½	118	42.6
--------	------	----	----	-----	----	----	-----	-----	-----	------



Description

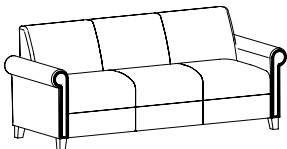
- Standard with: Brass Nail Trim and Nylon Glides
- Optional Silver Trim

Must Specify (in this order):

Model #
Finish
Upholstery
Nail Trim

List Price/Grade	Yards	COM/1	2	3	4	5	6	7	8	9	10	L1	L2
Single Upholstery	7.25	\$ 3403	3751	4034	4317	4744	5187	5810	6448	7209	8079	5585	6513

SOFA	4003	77	28	32½	66	19	18¾	23½	140	55.8
------	------	----	----	-----	----	----	-----	-----	-----	------



Description

- Standard with: Brass Nail Trim and Nylon Glides
- Optional Silver Trim

Must Specify (in this order):

Model #
Finish
Upholstery
Nail Trim

List Price/Grade	Yards	COM/1	2	3	4	5	6	7	8	9	10	L1	L2
Single Upholstery	8.25	\$ 4110	4506	4828	5150	5636	6140	6849	7575	8441	9431	6593	7649

For ordering options, see overview at the beginning of this section.

The Bliss lounge collection introduces purity in shape and geometric form. This urbanized lounge collection features an optional tablet and provides a relaxed atmosphere for casual meetings. All pieces rest on exposed wood or polished chrome and are available in both fabric and leather.

CONSTRUCTION

- Frames are kiln-dried hardwoods and structurally engineered hardwood plywood
- Exposed wood frame members are selected from the highest grades of hardwoods and are free of spirits, discoloration, pits, shakes, and wormholes; European Beech on legs and arm caps
- Joints are double-doweled or mortised and tenoned, screwed, and glued for maximum strength and durability
- High Grade Polyurethane Foam, 3¼" thick in the seat and 2" in the back
- Non-marring adjustable nylon guides included in each leg at floor level
- High gauge sinuous springs ensure a comfortable seating application
- Ships fully assembled


HOW TO ORDER EXAMPLE

Model No.	Description	Example
377	Finish	TT
	Primary Upholstery	CF Stinson Velocity Mars
	Accent Upholstery	CF Stinson Ace Poppy
	Power	ECSL
	Tablet, Color	WL, TT
	Arm Cap	STD
	Leg	WLEG

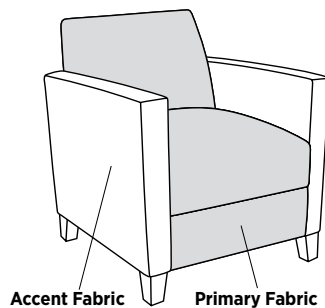
UPHOLSTERY OPTIONS

Available in single or contrasting upholstery in a wide variety of graded-in or contract options, including fabric, vinyl, and leather.

Single Upholstery




Contrasting Upholstery



UPHOLSTERY OPTIONS CONTINUED

Some upholsteries are considered directional, such as stripes, patterns and plaids. Each upholstery is reviewed by production for the best application. Some upholsteries may require the pattern to be cut up the roll, which create additional seams in the seats and backs of select units. See the COL/COM Form (Page 176) for additional details.



Additional seams for the 3772 Settee and 3773 Sofa when upholstery is cut up the roll.

LEG OPTIONS

WLEG	Wood Leg, Specify Finish	Std
CLEG	Chrome Leg	N/C

ARM CAP OPTIONS

STD	Upholstered Arm	Std
WCAP	Wood Cap (same finish as WLEG, if applicable)	\$ 139
SCAP	Solid Surface Cap	\$ 640

TABLET OPTIONS

PL	Left Melamine Writing Tablet (Black)	\$ 353
SL	Left Solid Surface Writing Tablet, Specify Color	\$ 1088
WL	Left Wood Writing Tablet, Specify Finish	\$ 513
PR	Right Melamine Writing Tablet (Black)	\$ 353
SR	Right Solid Surface Writing Tablet, Specify Color	\$ 1088
WR	Right Wood Writing Tablet, Specify Finish	\$ 513

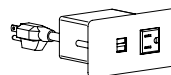
Note: Specified as if you are standing, looking at the chair.

POWER OPTIONS

Note: Specified as if you are standing, looking at the chair.

Power ports are installed on the side of the unit 10¾" up from glide and 6¾" in from the front of the arm.

ECSL	Left Port, Silver	\$ 888
ECSR	Right Port, Silver	\$ 888
ECBL	Left Port, Black	\$ 888
ECBR	Right Port, Black	\$ 888



1 Electrical Power and 2 USB Outlets

WOOD FINISHES

Indiana Furniture uses a multi-step, hand finishing process on all exposed wood frames.

Chairs feature a catalyzed varnish finish which offers durability, lasting beauty, and resistance to normal wear.

AW Artisan Walnut	MW Mahogany Walnut
AS Asian Night	MO Medium Oak*
BW Beigewood***	ORW Oak Riftwood*
BL Black**	PNW Pinnacle Walnut**
CO Columbian Walnut	SCH Select Cherry
DC Dark Cherry	SKC Shaker Cherry
DFW Dark Forest Walnut*	SBP Smoky Brown Pear*
WH Designer White**	TK Studio Teak**
EF Espresso	SM Sugar Maple**
FO Fawn Oak*	SW Sunglow Walnut
GC Golden Cherry	TT Tavern Teak*
HVM Harvest Maple*	WTA Weathered Ash*
HW Harvest Walnut	WC Williamsburg Cherry
LW Legacy Walnut	

* Finish is Low Sheen

** Available on Legs/Arm Caps only


SOLID SURFACE OPTIONS

AR Arroyo	SNW Snow White
PE Pebble Beach	SN Starry Night
SE Sedona	TN Tundra


CERTIFICATIONS & COMPLIANCE

- CAL 117-2013 Compliance
- ETL Environmental Certification
- BIFMA level® Certified
- BIFMA Compliant® Certified
- TSCA Title VI (CARB) Compliance
- US Green Building's LEED® Contribution


STATEMENT OF LINE



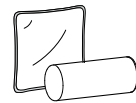
Club Chair
377
(See Page 23)



Settee Chair
3772
(See Page 23)




Sofa Chair
3773
(See Page 23)



Enhance your space with new Cush Pillows. Available in multiple shapes and sizes, and with or without piping.

Item	Model No.	Chair Width	Chair Depth	Chair Height	Seat Width	Seat Depth	Seat Height	Arm Height	Ship Wt	Cubic Ft
CLUB CHAIR	377	29	28½	34¼	22	19½	19¼	26	92	24.0



Description


- Standard with: Upholstered Arm and Wood Leg
- Available with Contrasting Upholsteries
- Optional Chrome Legs, Arm Caps, Tablet Arm, and Power

Must Specify (in this order):

- Model #
- Primary Upholstery
- Accent Upholstery
- Power
- Tablet Arm
- Tablet Color
- Arm Cap
- Leg
- Finish

List Price/Grade	Yards	COM/1	2	3	4	5	6	7	8	9	10	L1	L2
Single Upholstery	6.00	\$ 2141	2429	2663	2897	3251	3617	4133	4661	5291	6011	3947	4715
Contrasting Upholstery													
Primary	2.25	\$ 2141	2249	2337	2425	2557	2695	2888	3086	3322	3592	2818	3106
Accent	3.75	\$ 0	180	326	472	694	922	1245	1575	1969	2419	1129	1609

SETTEE	3772	51	28½	34¼	44	19½	19¼	26	116	42.6
--------	------	----	-----	-----	----	-----	-----	----	-----	------



Description


- Standard with: Upholstered Task Height Arm and Wood Leg
- Available with Contrasting Upholsteries
- Optional Chrome Legs, Arm Caps, Tablet Arm, and Power

Must Specify (in this order):

- Model #
- Primary Upholstery
- Accent Upholstery
- Power
- Tablet Arm
- Tablet Color
- Arm Cap
- Leg
- Finish

List Price/Grade	Yards	COM/1	2	3	4	5	6	7	8	9	10	L1	L2
Single Upholstery	8.00	\$ 2771	3155	3467	3779	4251	4739	5427	6131	6971	7931	5179	6203
Contrasting Upholstery													
Primary	4.25	\$ 2771	2975	3141	3307	3557	3817	4182	4556	5002	5512	4050	4594
Accent	3.75	\$ 0	180	326	472	694	922	1245	1575	1969	2419	1129	1609

SOFA	3773	73	28½	34¼	66	19½	19¼	26	138	55.8
------	------	----	-----	-----	----	-----	-----	----	-----	------



Description

- Standard with: Upholstered Task Height Arm and Wood Leg
- Available with Contrasting Upholsteries
- Optional Chrome Legs, Arm Caps, Tablet Arm, and Power

Must Specify (in this order):

- Model #
- Primary Upholstery
- Accent Upholstery
- Power
- Tablet Arm
- Tablet Color
- Arm Cap
- Leg
- Finish

List Price/Grade	Yards	COM/1	2	3	4	5	6	7	8	9	10	L1	L2
Single Upholstery	9.25	\$ 3423	3867	4228	4589	5134	5699	6494	7308	8279	9389	6207	7391
Contrasting Upholstery													
Primary	4.50	\$ 3423	3639	3815	3990	4256	4530	4917	5313	5786	6326	4778	5354
Accent	4.75	\$ 0	228	413	599	878	1169	1577	1995	2493	3063	1429	2037

For ordering options, see overview at the beginning of this section.

The Bow Tie collection harmonizes classic design with modern panache. Combining elegance and grace with scale, proportion, and functionality, these stackable guest chairs are offered in a wood slat back, half upholstered back, and a fully upholstered back with the ability to stack 4 chairs high. The companion counter height and bar stools are offered in the wood slat back with optional scuff plates in aluminum or black on the footrest.

CONSTRUCTION

- Exposed wood frames are manufactured using European Beech and are free of spirits, discoloration, pits, shakes, and wormholes
- All chair joints are double-doweled or mortised and tenoned, screwed, and glued for maximum strength and durability
- All seats feature corner blocking
- Frames are individually hand assembled and sanded prior to being finished
- Non-marring nylon glides included in each leg at floor level
- High Grade Polyurethane Foam, 1½" thick in the seat and 1" thick in the back
- Textiles are sewn with double stitch seams
- High quality resilient sheet webbing ensures a comfortable seating application
- Ships fully assembled

HOW TO ORDER EXAMPLE

Model No.	Description	Example
178	Finish	EF
	Upholstery	Momentum Cover Cloth Vesper
	Glides	FELT
	Scuff Plates, Color	SP, Black

WOOD FINISHES

Indiana Furniture uses a multi-step, hand finishing process on all exposed wood frames.

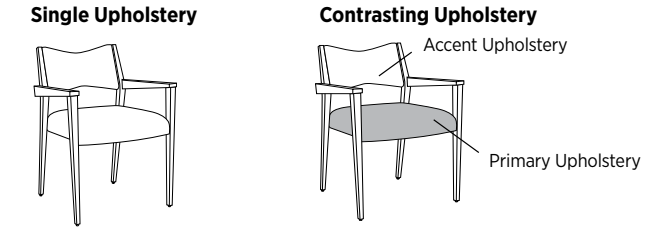
Chairs feature a catalyzed varnish finish which offers durability, lasting beauty, and resistance to normal wear.

AW Artisan Walnut	MW Mahogany Walnut
AS Asian Night	MO Medium Oak*
BW Beigewood*	ORW Oak Riftwood*
BL Black	PNW Pinnacle Walnut
CO Columbian Walnut	SCH Select Cherry
DC Dark Cherry	SKC Shaker Cherry
DFW Dark Forest Walnut*	SBP Smoky Brown Pear*
WH Designer White	TK Studio Teak
EF Espresso	SM Sugar Maple
FO Fawn Oak*	SW Sunglow Walnut
GC Golden Cherry	TT Tavern Teak*
HVM Harvest Maple*	WTA Weathered Ash*
HW Harvest Walnut	WC Williamsburg Cherry
LW Legacy Walnut	

* Finish is Low Sheen

UPHOLSTERY OPTIONS

Available in single or contrasting upholsteries (select models) in a wide variety of graded-in or contract options, including fabric, vinyl, and leather.



SCUFF PLATES (ON STOOLS)

STD	No Scuff Plate	Std
SP	Scuff Plate, Must Specify Black or Aluminum	\$ 89

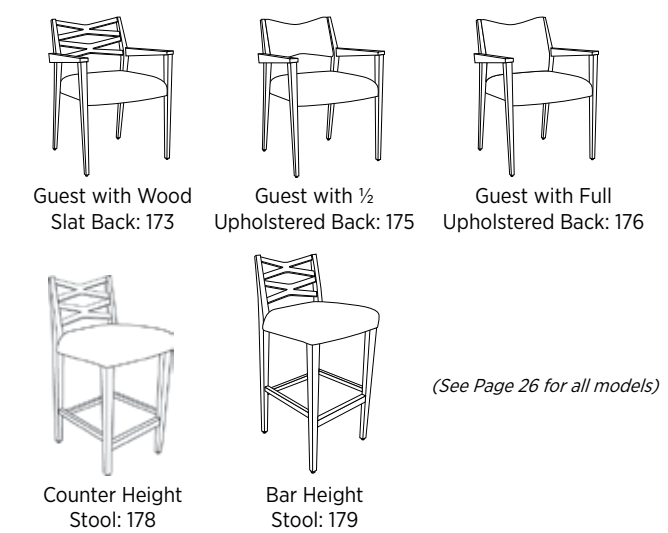
GLIDE OPTIONS

STD	Nylon Glides	Std
FELT	Felt Glides	\$ N/C

CERTIFICATIONS & COMPLIANCE

- CAL 117-2013 Compliance
- ETL Environmental Certification
- BIFMA level® Certified
- BIFMA Compliant® Certified
- TSCA Title VI (CARB) Compliance
- US Green Building's LEED® Contribution

STATEMENT OF LINE



(See Page 26 for all models)

Item	Model No.	Chair Width	Chair Depth	Chair Height	Seat Width	Seat Depth	Seat Height	Arm Height	Ship Wt	Cubic Ft
GUEST WITH WOOD BACK	173	23¾	23	33¼	20½	19¾	20	26	28	16.9



Must Specify (in this order):

- Model #
- Finish
- Upholstery
- Glide

Description

- Wall-Saver Design; Stacks Up to 4 High

List Price/Grade	Yards	COM/1	2	3	4	5	6	7	8	9	10	L1	L2
Single Upholstery	1.00	\$ 1135	1183	1222	1261	1320	1381	1467	1555	1660	1780	1436	1564

GUEST WITH 1/2 UPHOLSTERED BACK	175	23¾	23	33¼	20½	19	20	26	28	16.9
---------------------------------	-----	-----	----	-----	-----	----	----	----	----	------



Must Specify (in this order):

- Model #
- Finish
- Primary Upholstery
- Accent Upholstery
- Glide

Description

- Available with Contrasting Upholsteries
- Wall-Saver Design; Stacks Up to 4 High

List Price/Grade	Yards	COM/1	2	3	4	5	6	7	8	9	10	L1	L2
Single Upholstery	1.50	\$ 1219	1291	1350	1408	1497	1588	1717	1849	2007	2187	1671	1863
Contrasting Upholstery													
Primary	1.00	\$ 1230	1278	1317	1356	1415	1476	1562	1650	1755	1875	1531	1659
Accent	0.75	\$ 0	36	65	95	139	185	249	315	394	484	226	322

GUEST WITH FULL UPHOLSTERED BACK	176	23¾	23	33¼	20½	17¾	20	26	28	16.9
----------------------------------	-----	-----	----	-----	-----	-----	----	----	----	------



Must Specify (in this order):


- Model #
- Finish
- Primary Upholstery
- Accent Upholstery
- Glide

Description

- Available with Contrasting Upholsteries
- Wall-Saver Design; Stacks Up to 4 High

List Price/Grade	Yards	COM/1	2	3	4	5	6	7	8	9	10	L1	L2
Single Upholstery	1.50	\$ 1350	1422	1481	1539	1628	1719	1848	1980	2138	2318	1802	1994
Contrasting Upholstery													
Primary	1.00	\$ 1361	1409	1448	1487	1546	1607	1693	1781	1886	2006	1662	1790
Accent	0.75	\$ 0	36	65	95	139	185	249	315	394	484	226	322

BAR AND COUNTER STOOLS WITH WOOD BACK	179	Barstool Height	18¾	20¼	41	18¾	17	31	-	30	24.8
	178	Counter Height	18¾	20¼	36	18¾	17	26	-	30	24.8



Must Specify (in this order):

- Model #
- Finish
- Upholstery
- Glide
- Scuff Plate

Description

- Wall-Saver Design
- Optional Scuff Plate

List Price/Grade	Yards	COM/1	2	3	4	5	6	7	8	9	10	L1	L2
Single Upholstery	1.00	\$ 1265	1313	1352	1391	1450	1511	1597	1685	1790	1910	1566	1694

For ordering options, see overview at the beginning of this section.

The warmth of wood blends with supportive comfort in Brea to deliver an enduring design suited for a multitude of applications. Solid hardwood frames provide for a smooth and radiant finish.

CONSTRUCTION

- Exposed wood frames are manufactured using European Beech and are free of spirits, discoloration, pits, shakes, and wormholes
- All chair joints are double-doweled or mortised and tenoned, screwed, and glued for maximum strength and durability
- All seats feature corner blocking
- Frames are individually hand assembled and sanded prior to being finished
- Non-marring nylon glides included in each leg at floor level
- High Grade Polyurethane Foam, 2½" thick in the seat and 1½" thick in the back
- Textiles are sewn with double stitch seams
- High quality resilient sheet webbing ensures a comfortable seating application
- Ships fully assembled

HOW TO ORDER EXAMPLE

Model No.	Description	Example
516	Finish	GC
	Upholstery	Maharam Across Peacock
	Glides	STD

WOOD FINISHES

Indiana Furniture uses a multi-step, hand finishing process on all exposed wood frames.

Chairs feature a catalyzed varnish finish which offers durability, lasting beauty, and resistance to normal wear.

AW Artisan Walnut	MW Mahogany Walnut
AS Asian Night	MO Medium Oak*
BW Beigewood*	ORW Oak Riftwood*
BL Black	PNW Pinnacle Walnut
CO Columbian Walnut	SCH Select Cherry
DC Dark Cherry	SKC Shaker Cherry
DFW Dark Forest Walnut*	SBP Smoky Brown Pear*
WH Designer White	TK Studio Teak
EF Espresso	SM Sugar Maple
FO Fawn Oak*	SW Sunglow Walnut
GC Golden Cherry	TT Tavern Teak*
HVM Harvest Maple*	WTA Weathered Ash*
HW Harvest Walnut	WC Williamsburg Cherry
LW Legacy Walnut	

* Finish is Low Sheen

UPHOLSTERY OPTIONS

Available in single upholstery in a wide variety of graded-in or contract options, including fabric, vinyl, and leather.

GLIDE OPTIONS

STD	Nylon Glides	Std
FELT	Felt Glides	\$ N/C

CERTIFICATIONS & COMPLIANCE

- Seat and back comply with CAL 117-2013
- ETL Environmental Certification
- BIFMA level® Certified
- BIFMA Compliant® Certified
- TSCA Title VI (CARB) Compliance
- US Green Building's LEED® Contribution

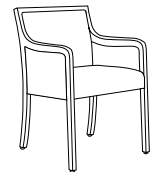
STATEMENT OF LINE



Guest with Fully Upholstered Back: 516
(See Page 28)

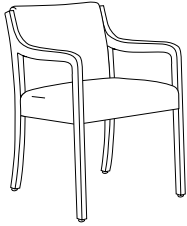


Guest with Wood Framed, Upholstered Back, Open Arms: 517
(See Page 28)



Guest with Wood Framed, Upholstered Back, Closed Arms: 519
(See Page 28)

Item	Model No.	Chair Width	Chair Depth	Chair Height	Seat Width	Seat Depth	Seat Height	Arm Height	Ship Wt	Cubic Ft
GUEST WITH FULL UPHOLSTERED BACK	516	23	24	33½	20	18½	18½	26½	28	16.9



Description

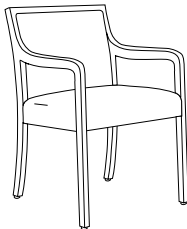
- Standard with: Nylon Glides

List Price/Grade	Yards	COM/1	2	3	4	5	6	7	8	9	10	L1	L2
Single Upholstery	1.50	\$ 1136	1208	1267	1325	1414	1505	1634	1766	1924	2104	1588	1780

Must Specify (in this order):

- Model #
- Upholstery
- Finish
- Glide

GUEST WITH WOOD FRAMED BACK, OPEN ARMS	517	23	24	33¼	20	18½	18½	26½	28	16.9
--	-----	----	----	-----	----	-----	-----	-----	----	------



Description

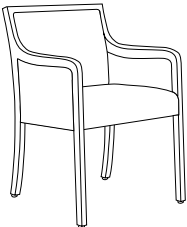
- Standard with: Nylon Glides

List Price/Grade	Yards	COM/1	2	3	4	5	6	7	8	9	10	L1	L2
Single Upholstery	1.50	\$ 1146	1218	1277	1335	1424	1515	1644	1776	1934	2114	1598	1790

Must Specify (in this order):

- Model #
- Upholstery
- Finish
- Glide

GUEST WITH WOOD FRAMED BACK, CLOSED ARMS	519	23	24	33¼	20	18½	18½	26½	30	16.9
--	-----	----	----	-----	----	-----	-----	-----	----	------



Description

- Standard with: Nylon Glides

List Price/Grade	Yards	COM/1	2	3	4	5	6	7	8	9	10	L1	L2
Single Upholstery	2.00	\$ 1365	1461	1539	1617	1735	1857	2029	2205	2415	2655	1967	2223

Must Specify (in this order):

- Model #
- Upholstery
- Finish
- Glide

For ordering options, see overview at the beginning of this section.

Traditional splendor and elegant styling is showcased in Breman's stately and timeless wing-back presentation. Precisely placed trim nails, pillow headrest, Queen Anne legs, and button-tufted or plain back models add detail and versatility to this collection. Swivels feature swivel-tilt control with pneumatic height adjustment.

CONSTRUCTION

- Exposed wood components and chair frame are manufactured using European Beech and are free of spirits, discoloration, pits, shakes, and wormholes; base caps are manufactured using select maple
- All chair joints are double-doweled or mortised and tenoned, screwed, and glued for maximum strength and durability
- All seats feature corner blocking
- Frames are individually hand assembled and sanded prior to being finished
- Non-marring nylon glides included in each leg at floor level
- If applicable, caster options include hooded casters available in black, brass and silver or choose black soft casters for hard surfaces
- High Grade Polyurethane Foam, 2" thick in the seat and back
- Textiles are sewn with double stitch seams
- High quality resilient sheet webbing ensures a comfortable seating application
- Ships fully assembled

HOW TO ORDER EXAMPLE

Model No.	Description	Example
184TB	Finish	SCH
	Upholstery	Green Hides Vulcano Strata
	Nail Trim	NABRS
	Control	STD
	Casters	BRCS

WOOD FINISHES

Indiana Furniture uses a multi-step, hand finishing process on all exposed wood frames.

Chairs feature a catalyzed varnish finish which offers durability, lasting beauty, and resistance to normal wear.

AW Artisan Walnut	MW Mahogany Walnut
AS Asian Night	MO Medium Oak*
BW Beigewood*	ORW Oak Riftwood*
BL Black	PNW Pinnacle Walnut
CO Columbian Walnut	SCH Select Cherry
DC Dark Cherry	SKC Shaker Cherry
DFW Dark Forest Walnut*	SBP Smoky Brown Pear*
WH Designer White	TK Studio Teak
EF Espresso	SM Sugar Maple
FO Fawn Oak*	SW Sunglow Walnut
GC Golden Cherry	TT Tavern Teak*
HVM Harvest Maple*	WTA Weathered Ash*
HW Harvest Walnut	WC Williamsburg Cherry
LW Legacy Walnut	

* Finish is Low Sheen

UPHOLSTERY OPTIONS

Available in single upholstery in a wide variety of graded-in or contract options, including fabric, vinyl, and leather.

NAIL TRIM OPTIONS

NABRS	Brass Nail Trim	Std
NSLVR	Silver Nail Trim	\$ N/C
NONT	No Nail Trim	\$ N/C

CONTROL OPTIONS (IF APPLICABLE)

STD	Swivel-Tilt with Adjustable Tension Spring	Std
KT	Knee-Tilt Control	\$ 273

CASTER OPTIONS (IF APPLICABLE)


BRCS	Brass Hooded Casters	Std
BLCS	Black Hooded Casters	\$ N/C
SLCS	Silver Hooded Casters	\$ N/C
BHC	Black Soft Caster for Hard Surfaces	\$ N/C

CERTIFICATIONS & COMPLIANCE

- Seat and back comply with CAL 117-2013
- ETL Environmental Certification
- BIFMA level® Certified
- BIFMA Compliant® Certified
- TSCA Title VI (CARB) Compliance
- US Green Building's LEED® Contribution



Tufted High Back
Swivel: 184TB
(See Page 31)



Tufted High Back
Guest: 186TB
(See Page 31)



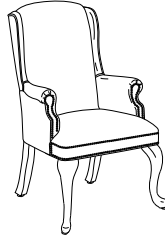
High Pillow Back
Swivel: 184PB
(See Page 31)



High Back Swivel:
184
(See Page 32)




Mid Back Swivel
182
(See Page 32)



High Back Guest
186
(See Page 32)

Item	Model No.	Chair Width	Chair Depth	Chair Height	Seat Width	Seat Depth	Seat Height	Arm Height	Ship Wt	Cubic Ft
TUFTED HIGH BACK SWIVEL	184TB	28	26½	42-46	19	18½	16½-20½	24½-28½	74	25.8



Description


- Standard with: Swivel Tilt Control with Adjustable Tension, Pneumatic Height Adjustment, Tufted Back, Brass Nail Trim, 5-Star Base with Decorative Hardwood Caps, and Brass Hooded Dual Wheel Casters
- Optional Silver Trim and Black Soft Casters or Black or Silver Hooded Casters
- Knee-Tilt Control Option

List Price/Grade	Yards	COM/1	2	3	4	5	6	7	8	9	10	L1	L2
Single Upholstery	4.25	\$ 2849	3053	3219	3385	3635	3895	4260	4634	5080	5590	4128	4672

Must Specify (in this order):

- Model #
- Finish
- Upholstery
- Nail Trim
- Control
- Caster

TUFTED HIGH BACK GUEST	186TB	28	30	43½	19	18½	18	26½	54	27.7
------------------------	-------	----	----	-----	----	-----	----	-----	----	------



Description


- Standard with: Tufted Back, Queen Anne Legs, and Brass Nail Trim
- Optional Silver Trim

List Price/Grade	Yards	COM/1	2	3	4	5	6	7	8	9	10	L1	L2
Single Upholstery	4.25	\$ 2263	2467	2633	2799	3049	3309	3674	4048	4494	5004	3542	4086

Must Specify (in this order):

- Model #
- Finish
- Upholstery
- Nail Trim

HIGH PILLOW BACK SWIVEL	184PB	28	26½	42-46	19	18½	16½-20½	24½-28½	74	25.8
-------------------------	-------	----	-----	-------	----	-----	---------	---------	----	------



Description

- Standard with: Swivel Tilt Control with Adjustable Tension, Pneumatic Height Adjustment, Pillow Back Headrest, Brass Nail Trim, 5-Star Base with Decorative Hardwood Caps, and Brass Hooded Dual Wheel Casters
- Optional Silver Trim and Black Soft Casters or Black or Silver Hooded Casters
- Knee-Tilt Control Option

List Price/Grade	Yards	COM/1	2	3	4	5	6	7	8	9	10	L1	L2
Single Upholstery	4.00	\$ 2832	3024	3180	3336	3572	3816	4160	4512	4932	5412	4036	4548

Must Specify (in this order):

- Model #
- Finish
- Upholstery
- Nail Trim
- Control
- Caster

For ordering options, see overview at the beginning of this section.

Item	Model No.	Chair Width	Chair Depth	Chair Height	Seat Width	Seat Depth	Seat Height	Arm Height	Ship Wt	Cubic Ft
HIGH BACK SWIVEL	184	28	26½	42-46	19	18½	16½-20½	24½-28½	74	25.8



Description


- Standard with: Swivel Tilt Control with Adjustable Tension, Pneumatic Height Adjustment, Brass Nail Trim, 5-Star Base with Decorative Hardwood Caps, and Brass Hooded Dual Wheel Casters
- Optional Silver Trim and Black Soft Casters or Black or Silver Hooded Casters
- Knee-Tilt Control Option

List Price/Grade	Yards	COM/1	2	3	4	5	6	7	8	9	10	L1	L2
Single Upholstery	3.75	\$ 2645	2825	2971	3118	3339	3568	3890	4220	4614	5064	3774	4254

Must Specify (in this order):

- Model #
- Finish
- Upholstery
- Nail Trim
- Control
- Caster

HIGH BACK GUEST	186	28	30	43½	19	18½	18	26½	54	27.7
-----------------	-----	----	----	-----	----	-----	----	-----	----	------



Description

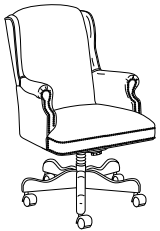
- Standard with: Queen Anne Legs and Brass Nail Trim
- Optional Silver Trim

List Price/Grade	Yards	COM/1	2	3	4	5	6	7	8	9	10	L1	L2
Single Upholstery	3.75	\$ 2031	2211	2357	2504	2725	2954	3276	3606	4000	4450	3160	3640

Must Specify (in this order):

- Model #
- Finish
- Upholstery
- Nail Trim

MID BACK SWIVEL	182	28	26½	39-43	19	18½	16½-20½	24½-28½	74	25.8
-----------------	-----	----	-----	-------	----	-----	---------	---------	----	------



Description

- Standard with: Swivel Tilt Control with Adjustable Tension, Pneumatic Height Adjustment, Brass Nail Trim, 5-Star Base with Decorative Hardwood Caps, and Brass Hooded Dual Wheel Casters
- Optional Silver Trim and Black Soft Casters or Black or Silver Hooded Casters
- Knee-Tilt Control Option

List Price/Grade	Yards	COM/1	2	3	4	5	6	7	8	9	10	L1	L2
Single Upholstery	3.75	\$ 2524	2704	2850	2997	3218	3447	3769	4099	4493	4943	3653	4133

Must Specify (in this order):

- Model #
- Finish
- Upholstery
- Nail Trim
- Control
- Caster

For ordering options, see overview at the beginning of this section.

The Britta Collection showcases a Mid-Century Scandinavian aesthetic with an appealing contemporary feel. The guest, single lounge, and settee all feature a wall-saver design. Choose from an open or closed arm in an array of wood finishes, with complementing tables available in two edge styles, to create an inviting space with warm and energetic sensibility.

CONSTRUCTION

- High Grade Polyurethane Foam, 1¼- 2½" thick in the seat and 1½ -2½" in the tapered back
- The wood veneer table tops are 1" thick and are made of select grade sliced Walnut, Cherry, Maple, or composite veneers for maximum grain and color consistency
- The knife edge profile features a 5-ply balanced construction with a solid hardwood rim; the square edge profile features a 3-ply balanced construction with a 3mm veneer edge band
- The aprons and legs are solid maple hardwood and ship with adjustable glides
- Chairs and tables ship fully assembled

HOW TO ORDER EXAMPLE

GUEST AND LOUNGE

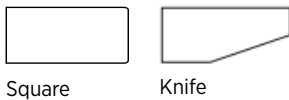
Model No.	Description	Example
246	Finish	DFW
	Primary Upholstery	Mayer Fabrics Fiji Aluminum
	Accent Upholstery	Mayer Fabrics Fedora Bitumen
	Glides	STD

TABLES

Model No.	Description	Example
231-1818ET	Edge Profile	K
	Veneer Finish	DFW

TABLE EDGE PROFILE


- Y Square Edge
- K Knife Edge



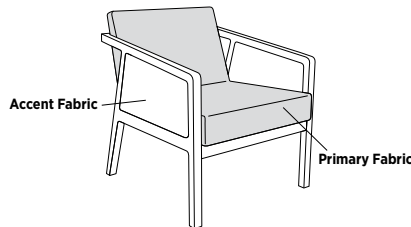
UPHOLSTERY OPTIONS

Available in single or contrasting upholsteries in a wide variety of graded-in or contract options, including fabric, vinyl, and leather.

Single Upholstery



Contrasting Upholstery



WOOD FINISHES ON SEATING

Indiana Furniture uses a multi-step, hand finishing process on all exposed wood frames, offering distinctive grain clarity, superior resistance to normal wear, and ease of maintenance.

AW Artisan Walnut	MW Mahogany Walnut
AS Asian Night	MO Medium Oak*
BW Beigewood*	ORW Oak Riftwood*
BL Black	PNW Pinnacle Walnut
CO Columbian Walnut	SCH Select Cherry
DC Dark Cherry	SKC Shaker Cherry
DFW Dark Forest Walnut*	SBP Smoky Brown Pear*
WH Designer White	TK Studio Teak
EF Espresso	SM Sugar Maple
FO Fawn Oak*	SW Sunglow Walnut
GC Golden Cherry	TT Tavern Teak*
HVM Harvest Maple*	WTA Weathered Ash*
HW Harvest Walnut	WC Williamsburg Cherry
LW Legacy Walnut	

* Finish is Low Sheen

VENEER (W) OPTIONS ON TABLES

Veneer tops feature UV Advantage, an ultra-violet finish, on all exposed surfaces by utilizing roll-coat UV technology

AW Artisan Walnut	HW Harvest Walnut
CO Columbian Walnut	LW Legacy Walnut
DC Dark Cherry	MW Mahogany Walnut
DFW Dark Forest Walnut	SCH Select Cherry
EF Espresso	SKC Shaker Cherry
GC Golden Cherry	SM Sugar Maple
HVM Harvest Maple	WC Williamsburg Cherry

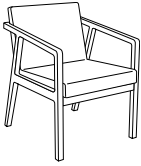
GLIDE OPTIONS

STD Nylon Glides	Std
FELT Felt Glides	\$ N/C

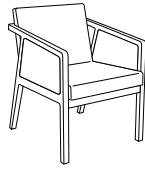
CERTIFICATIONS & COMPLIANCE

- CAL 117-2013 Compliance
- ETL Environmental Certification
- BIFMA level® Certified
- BIFMA Compliant® Certified
- TSCA Title VI (CARB) Compliance
- US Green Building's LEED® Contribution


Seating + Tables




Open Arm Guest:
235
(See Page 35)



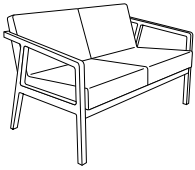
Closed Arm Guest:
245
(See Page 35)



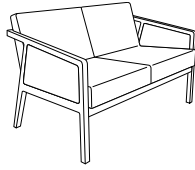
Open Arm Lounge:
236
(See Page 35)



Closed Arm Lounge:
246
(See Page 36)



Open Arm Settee:
2362
(See Page 36)




Closed Arm Settee:
2462
(See Page 36)



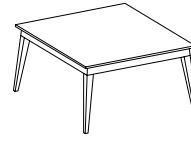
Square End Table:
231-1818ET
(See Page 37)



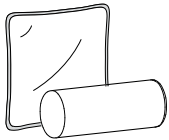
Square Cocktail Table:
231-2323SCT
(See Page 37)



Rectangular Cocktail Table:
231-4723RCT
(See Page 37)

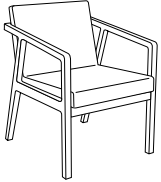


Square Cocktail Table:
231-3535SCT
(See Page 37)



Enhance your space with new Cush Pillows. Available in multiple shapes and sizes, and with or without piping.

Item	Model No.	Chair Width	Chair Depth	Chair Height	Seat Width	Seat Depth	Seat Height	Arm Height	Ship Wt	Cubic Ft
OPEN ARM GUEST	235	23¼	27¼	32	20½	19½	18	25	34	16.0



Description

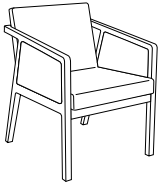
- Standard with: Nylon Glides

List Price/Grade	Yards	COM/1	2	3	4	5	6	7	8	9	10	L1	L2
Single Upholstery	1.50	\$ 1287	1359	1418	1476	1565	1656	1785	1917	2075	2255	1739	1931

Must Specify (in this order):

- Model #
- Finish
- Upholstery
- Glide

CLOSED ARM GUEST	245	23¼	27¼	32	20½	19½	18	25	36	16.0
------------------	-----	-----	-----	----	-----	-----	----	----	----	------



Description


- Standard with: Nylon Glides
- Available with Contrasting Upholsteries

List Price/Grade	Yards	COM/1	2	3	4	5	6	7	8	9	10	L1	L2
Single Upholstery	2.50	\$ 1484	1604	1702	1799	1947	2099	2314	2534	2797	3097	2237	2557
Contrasting Upholstery													
Primary	1.50	\$ 1484	1556	1615	1673	1762	1853	1982	2114	2272	2452	1936	2128
Accent	1.00	\$ 0	48	87	126	185	246	332	420	525	645	301	429

Must Specify (in this order):

- Model #
- Finish
- Primary Upholstery
- Accent Upholstery
- Glide

OPEN ARM LOUNGE	236	24¾	28¾	29¾	22	20½	17¼	22¾	37	16.4
-----------------	-----	-----	-----	-----	----	-----	-----	-----	----	------



Description

- Standard with: Nylon Glides


List Price/Grade	Yards	COM/1	2	3	4	5	6	7	8	9	10	L1	L2
Single Upholstery	1.75	\$ 1525	1609	1677	1746	1849	1956	2106	2260	2444	2654	2052	2276

Must Specify (in this order):

- Model #
- Finish
- Upholstery
- Glide

For ordering options, see overview at the beginning of this section.

Item	Model No.	Chair Width	Chair Depth	Chair Height	Seat Width	Seat Depth	Seat Height	Arm Height	Ship Wt	Cubic Ft
CLOSED ARM LOUNGE	246	24¾	28¾	29¾	22	20½	17¼	22¾	39	16.4



Description

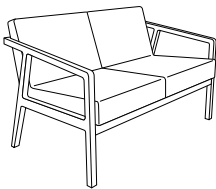
- Standard with: Nylon Glides
- Available with Contrasting Upholsteries

Must Specify (in this order):

- Model #
- Finish
- Primary Upholstery
- Accent Upholstery
- Glide

List Price/Grade	Yards	COM/1	2	3	4	5	6	7	8	9	10	L1	L2
Single Upholstery	2.75	\$ 1701	1833	1940	2048	2210	2378	2614	2856	3145	3475	2529	2881
Contrasting Upholstery													
Primary	1.75	\$ 1701	1785	1853	1922	2025	2132	2282	2436	2620	2830	2228	2452
Accent	1.00	\$ 0	48	87	126	185	246	332	420	525	645	301	429

OPEN ARM SETTEE	2362	46¾	28¾	29¾	44	20½	17¼	22¾	68	29.4
-----------------	------	-----	-----	-----	----	-----	-----	-----	----	------



Description


- Standard with: Nylon Glides

Must Specify (in this order):

- Model #
- Finish
- Primary Upholstery
- Accent Upholstery
- Glide

List Price/Grade	Yards	COM/1	2	3	4	5	6	7	8	9	10	L1	L2
Single Upholstery	3.25	\$ 2526	2682	2809	2936	3127	3326	3605	3891	4232	4622	3504	3920

CLOSED ARM SETTEE	2462	46¾	28¾	29¾	44	20½	17¼	22¾	70	29.4
-------------------	------	-----	-----	-----	----	-----	-----	-----	----	------



Description

- Standard with: Nylon Glides
- Available with Contrasting Upholsteries

Must Specify (in this order):

- Model #
- Finish
- Primary Upholstery
- Accent Upholstery
- Glide

List Price/Grade	Yards	COM/1	2	3	4	5	6	7	8	9	10	L1	L2
Single Upholstery	4.25	\$ 2691	2895	3061	3227	3477	3737	4102	4476	4922	5432	3970	4514
Contrasting Upholstery													
Primary	3.25	\$ 2691	2847	2974	3101	3292	3491	3770	4056	4397	4787	3669	4085
Accent	1.00	\$ 0	48	87	126	185	246	332	420	525	645	301	429

For ordering options, see overview at the beginning of this section.

Item	Model No.		W	D	H	Ship Wt	Cubic Ft	List Price	
END TABLE	231-1818ET	Square Edge	18	18	20	18	10.8	Y\$	1310
		Knife Edge						K\$	1676



Must Specify (in this order):
Model #
Finish
Edge

Description

- Standard with: Adjustable Glides
- Specify Square (Y) or Knife (K) Edge
- Ships Fully Assembled

SMALL SQUARE COCKTAIL TABLE	231-2323SCT	Square Edge	23	23	16	21	10.8	Y\$	1339
		Knife Edge						K\$	1716

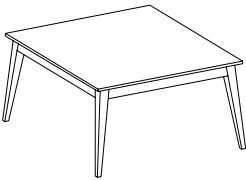


Must Specify (in this order):
Model #
Finish
Edge

Description

- Standard with: Adjustable Glides
- Specify Square (Y) or Knife (K) Edge
- Ships Fully Assembled

SQUARE COCKTAIL TABLE	231-3535SCT	Square Edge	34 $\frac{7}{8}$	34 $\frac{7}{8}$	16	45	25.7	Y\$	1604
		Knife Edge						K\$	2060

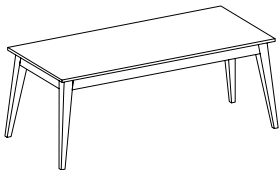


Must Specify (in this order):
Model #
Finish
Edge

Description

- Standard with: Adjustable Glides
- Specify Square (Y) or Knife (K) Edge
- Ships Fully Assembled

RECTANGULAR COCKTAIL TABLE	231-4723RCT	Square Edge	46 $\frac{7}{8}$	23	16	36	23.1	Y\$	1570
		Knife Edge						K\$	2019



Must Specify (in this order):
Model #
Finish
Edge

Description

- Standard with: Adjustable Glides
- Specify Square (Y) or Knife (K) Edge
- Ships Fully Assembled



Square



Knife

For ordering options, see overview at the beginning of this section.

Flexibility doesn't have to be complicated. With just a few shapely modular components, Carreta provides an array of highly functional, reconfigurable lounge and open meeting space options. Combine any of our standard upholsteries on benches with or without backrests. Unique tables help define the look and support portable technologies.

CONSTRUCTION

- Frames are ¾" particle board
- Non-marring nylon glides included in each leg at floor level
- High Grade Polyurethane Foam, 2½" thick in the seat and 1¾" thick in the back
- Textiles are sewn with double stitch seams
- Each model features a black stainless steel sled base with adjustable levelers
- Ships fully assembled

HOW TO ORDER EXAMPLE

SEATING MODULES

Model No.	Description	Example
440-3272F	Primary Upholstery	Silvertex Turquoise
	Accent Upholstery (if applicable)	Silvertex Ice

TABLES


Model No.	Description	Example
440-3221ET	Power Supply	Std

UPHOLSTERY OPTIONS

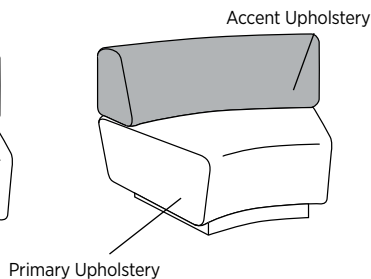
Available in single or contrasting upholsteries in a wide variety of graded-in or contract options, including fabric, vinyl, and leather.

Due to Carreta's unique shape on curved models, not all upholsteries are recommended. We have pre-approved upholsteries (Silvertex and Whisper Vinyl). Please contact Customer Service for swatch approval prior to specifying.

Single Upholstery



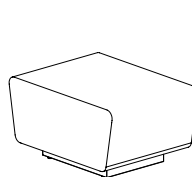
Contrasting Upholstery




CERTIFICATIONS & COMPLIANCE

- CAL 117-2013 Compliance
- ETL Environmental Certification
- BIFMA level® Certified
- BIFMA Compliant® Certified
- TSCA Title VI (CARB) Compliance
- US Green Building's LEED® Contribution

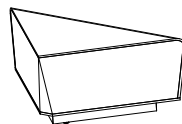
STATEMENT OF LINE



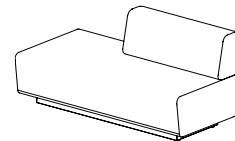
Bench Modules
(See Page 41)



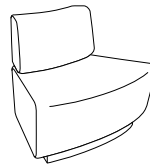
Complete Modules
(See Page 42)




90° Connector Modules
(See Page 43)



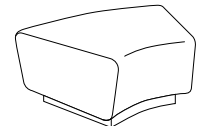
Chaise Modules
(See Page 43)



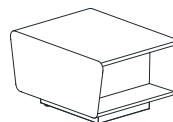
Curve In Modules
(See Page 44)




Curve Out Modules
(See Page 44)



Curve Bench Modules
(See Page 44)



Complementary Tables
Open
(See Page 45)



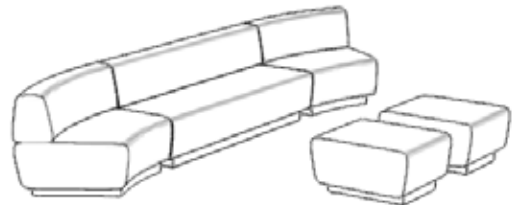
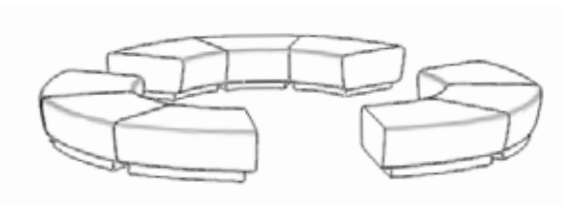
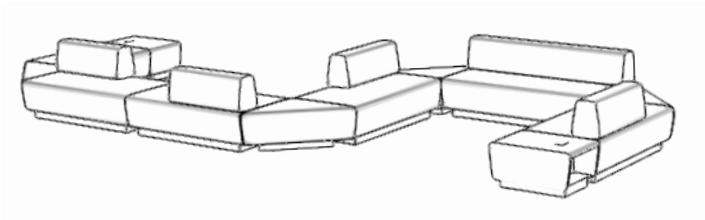
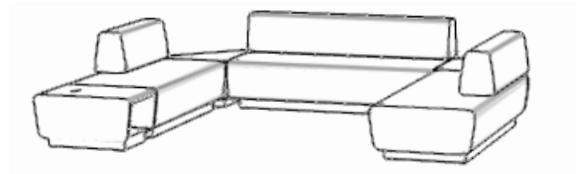
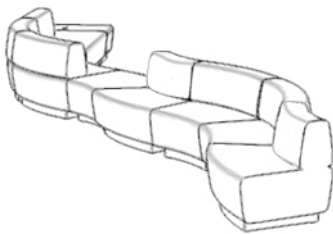
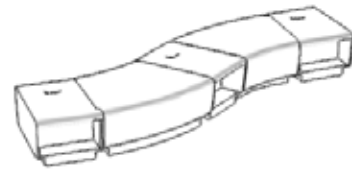
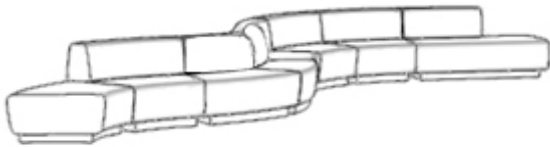
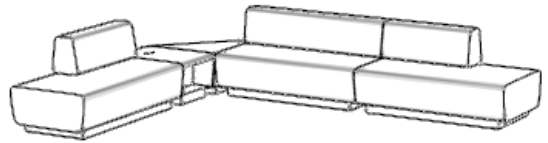
Enhance your space with new Cush Pillows. Available in multiple shapes and sizes, and with or without piping.

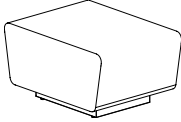
POWER SUPPLY FOR TABLES

STD	No Power Supply	Std
01-DATA440A	Aluminum, 2 Power Outlets	\$ 878
01-DATA440B	Black, 2 Power Outlets	\$ 878

Go straight, curve it up, or create anything in between. Carreta's flexibility allows you to design the perfect setting for your space.

Need help getting started? No problem. Below are a few thought starters, which show Carreta's versatility and range of application.

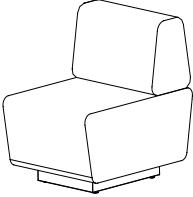


Item	Model No.	Chair Width	Chair Depth	Chair Height	Seat Width	Seat Depth	Seat Height	Arm Height	Ship Wt	Cubic Ft				
BENCH MODULE	440-3272B	71	32	17	71	32	17	—	140	26.6				
	List Price/Grade	Yards	COM/1	2	3	4	5	6	7	8	9	10	L1	L2
	Single Upholstery	4.25	\$ 2316	2520	2686	2852	3102	3362	3727	4101	4547	5057	NA	NA
	440-3260B	59	32	17	59	32	17	—	120	22.3				
	List Price/Grade	Yards	COM/1	2	3	4	5	6	7	8	9	10	L1	L2
	Single Upholstery	3.50	\$ 2042	2210	2347	2483	2690	2903	3204	3512	3880	4300	NA	NA
Shown as 24"	440-3248B	47	32	17	47	32	17	—	99	18.0				
	List Price/Grade	Yards	COM/1	2	3	4	5	6	7	8	9	10	L1	L2
	Single Upholstery	2.75	\$ 1785	1917	2024	2132	2294	2462	2698	2940	3229	3559	NA	NA
<u>Must Specify (in this order):</u> Model # Primary Upholstery	440-3236B	35½	32	17	35½	32	17	—	75	13.6				
	List Price/Grade	Yards	COM/1	2	3	4	5	6	7	8	9	10	L1	L2
	Single Upholstery	2.25	\$ 1513	1621	1709	1797	1929	2067	2260	2458	2694	2964	NA	NA
	440-3224B	23½	32	17	23½	32	17	—	56	9.3				
	List Price/Grade	Yards	COM/1	2	3	4	5	6	7	8	9	10	L1	L2
	Single Upholstery	1.75	\$ 1379	1463	1531	1600	1703	1810	1960	2114	2298	2508	NA	NA

Description

- Standard with: Black Stainless Steel Sled Base with Adjustable Levelers
- Due to Carreta's Unique Shape, Not All Upholsteries are Recommended. If Specifying with Carreta Curve Models, Note the Limits of the Textiles Offering. Please Contact Customer Service for Swatch Approval Prior to Specifying.

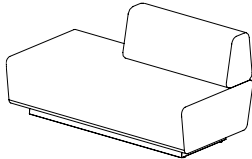
For ordering options, see overview at the beginning of this section.

Item	Model No.	Chair Width	Chair Depth	Chair Height	Seat Width	Seat Depth	Seat Height	Arm Height	Ship Wt	Cubic Ft				
COMPLETE MODULE	440-3272F	71	32	30½	71	20	17	—	180	46.5				
 Shown as 24"	List Price/Grade	Yards	COM/1	2	3	4	5	6	7	8	9	10	L1	L2
	Single Upholstery	6.50	\$ 3407	3719	3973	4226	4610	5006	5565	6137	6820	7600	NA	NA
	Contrasting Upholstery													
	Primary	4.00	\$ 3407	3599	3755	3911	4147	4391	4735	5087	5507	5987	NA	NA
Accent	2.50	\$ 0	120	218	315	463	615	830	1050	1313	1613	NA	NA	
	440-3260F	59	32	30½	59	20	17	—	155	39.0				
Must Specify (in this order): Model # Primary Upholstery Accent Upholstery	List Price/Grade	Yards	COM/1	2	3	4	5	6	7	8	9	10	L1	L2
	Single Upholstery	5.50	\$ 3005	3269	3484	3698	4023	4358	4831	5315	5893	6553	NA	NA
	Contrasting Upholstery													
	Primary	3.50	\$ 3005	3173	3310	3446	3653	3866	4167	4475	4843	5263	NA	NA
Accent	2.00	\$ 0	96	174	252	370	492	664	840	1050	1290	NA	NA	
	440-3248F	47	32	30½	47	20	17	—	129	31.5				
	List Price/Grade	Yards	COM/1	2	3	4	5	6	7	8	9	10	L1	L2
	Single Upholstery	4.50	\$ 2641	2857	3033	3208	3474	3748	4135	4531	5004	5544	NA	NA
	Contrasting Upholstery													
	Primary	2.75	\$ 2641	2773	2880	2988	3150	3318	3554	3796	4085	4415	NA	NA
Accent	1.75	\$ 0	84	153	220	324	430	581	735	919	1129	NA	NA	
	440-3236F	35½	32	30½	35½	20	17	—	100	23.8				
	List Price/Grade	Yards	COM/1	2	3	4	5	6	7	8	9	10	L1	L2
	Single Upholstery	3.50	\$ 2241	2409	2546	2682	2889	3102	3403	3711	4079	4499	NA	NA
	Contrasting Upholstery													
	Primary	2.00	\$ 2241	2337	2415	2493	2611	2733	2905	3081	3291	3531	NA	NA
Accent	1.50	\$ 0	72	131	189	278	369	498	630	788	968	NA	NA	
	440-3224F	23½	32	30½	23½	20	17	—	76	16.3				
	List Price/Grade	Yards	COM/1	2	3	4	5	6	7	8	9	10	L1	L2
	Single Upholstery	2.75	\$ 2042	2174	2281	2389	2551	2719	2955	3197	3486	3816	NA	NA
	Contrasting Upholstery													
	Primary	1.75	\$ 2042	2126	2194	2263	2366	2473	2623	2777	2961	3171	NA	NA
Accent	1.00	\$ 0	48	87	126	185	246	332	420	525	645	NA	NA	

Description

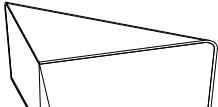
- Standard with: Black Stainless Steel Sled Base with Adjustable Levelers
- Available with Contrasting Upholsteries
- Due to Carreta's Unique Shape, Not All Upholsteries are Recommended. If Specifying with Carreta Curve Models, Note the Limits of the Textiles Offering. Please Contact Customer Service for Swatch Approval Prior to Specifying.

For ordering options, see overview at the beginning of this section.

Item	Model No.	Chair Width	Chair Depth	Chair Height	Seat Width	Seat Depth	Seat Height	Arm Height	Ship Wt	Cubic Ft				
CHAISE MODULE  Shown as 60" Right Unit Must Specify (in this order): Model # Primary Upholstery Accent Upholstery	Left	Right												
	440-3272L	440-3272R	71	32	30½	71	20	17	—	170	46.5			
	List Price/Grade	Yards	COM/1	2	3	4	5	6	7	8	9	10	L1	L2
	Single Upholstery	5.75	\$ 3196	3472	3696	3921	4260	4611	5105	5611	6215	6905	NA	NA
	Contrasting Upholstery													
	Primary	4.00	\$ 3196	3388	3544	3700	3936	4180	4524	4876	5296	5776	NA	NA
	Accent	1.75	\$ 0	84	152	221	324	431	581	735	919	1129	NA	NA
	440-3260L	440-3260R	59	32	30½	59	20	17	—	145	39.0			
	List Price/Grade	Yards	COM/1	2	3	4	5	6	7	8	9	10	L1	L2
	Single Upholstery	4.75	\$ 2797	3025	3210	3396	3676	3966	4374	4792	5291	5861	NA	NA
Contrasting Upholstery														
Primary	3.50	\$ 2797	2953	3080	3207	3398	3597	3876	4162	4503	4893	NA	NA	
Accent	1.50	\$ 0	72	130	189	278	369	498	630	788	968	NA	NA	

Description

- Standard with: Black Stainless Steel Sled Base with Adjustable Levelers
- Available with Contrasting Upholsteries
- Due to Carreta's Unique Shape, Not All Upholsteries are Recommended. If Specifying with Carreta Curve Models, Note the Limits of the Textiles Offering. Please Contact Customer Service for Swatch Approval Prior to Specifying.

90° CONNECTOR MODULE	440-90C	45	23	17	45	23	17	—	29	23.3				
	List Price/Grade	Yards	COM/1	2	3	4	5	6	7	8	9	10	L1	L2
	Single Upholstery	2.00	\$ 1338	1434	1512	1590	1708	1830	2002	2178	2388	2628	NA	NA

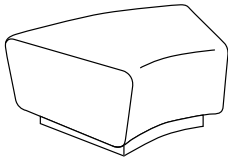
Description

- Standard with: Black Stainless Steel Sled Base with Adjustable Levelers
- Available with Contrasting Upholsteries
- Due to Carreta's Unique Shape, Not All Upholsteries are Recommended. If Specifying with Carreta Curve Models, Note the Limits of the Textiles Offering. Please Contact Customer Service for Swatch Approval Prior to Specifying.

Must Specify (in this order):
 Model #
 Primary Upholstery

For ordering options, see overview at the beginning of this section.

Item	Model No.	Chair Width	Chair Depth	Chair Height	Seat Width	Seat Depth	Seat Height	Arm Height	Ship Wt	Cubic Ft
CURVE BENCH MODULE	440-3242CB	45	32	17	24-45	32	17	—	99	17.5




Must Specify (in this order):
Model #
Primary Upholstery

List Price/Grade	Yards	COM/1	2	3	4	5	6	7	8	9	10	L1	L2
Single Upholstery	2.75	\$ -	2858	2965	-	-	-	-	-	-	-	-	-

Description

- Standard with: Black Stainless Steel Sled Base with Adjustable Levelers
- The Seats of Curved Modules are only offered in Silvertex (Grade 3) and Whisper Vinyl (Grade 2)
- Due to Carreta's Unique Shape, Not All Upholsteries are Recommended. Please Contact Customer Service for Swatch Approval Prior to Specifying.

Item	Model No.	Chair Width	Chair Depth	Chair Height	Seat Width	Seat Depth	Seat Height	Arm Height	Ship Wt	Cubic Ft
CURVE IN MODULE	440-3242CIF	45	32	31½	30-45	20½	17	—	110	30.5




Must Specify (in this order):
Model #
Primary Upholstery
Accent Upholstery

List Price/Grade	Yards	COM/1	2	3	4	5	6	7	8	9	10	L1	L2
Single Upholstery	4.75	\$ -	4000	4185	-	-	-	-	-	-	-	-	-
Contrasting Upholstery													
Primary	3.00	\$ -	3916	4033	-	-	-	-	-	-	-	-	-
Accent	1.75	\$ 0	84	152	221	324	431	581	735	919	1129	NA	NA

Description

- Standard with: Black Stainless Steel Sled Base with Adjustable Levelers
- Available with Contrasting Upholsteries
- The Seats of Curved Modules are only offered in Silvertex (Grade 3) and Whisper Vinyl (Grade 2)
- Due to Carreta's Unique Shape, Not All Upholsteries are Recommended. Please Contact Customer Service for Swatch Approval Prior to Specifying.

Item	Model No.	Chair Width	Chair Depth	Chair Height	Seat Width	Seat Depth	Seat Height	Arm Height	Ship Wt	Cubic Ft
CURVE OUT MODULE	440-3242COF	45	32	31½	24-38½	20½	17	—	100	30.5



Must Specify (in this order):
Model #
Primary Upholstery
Accent Upholstery

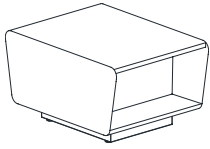
List Price/Grade	Yards	COM/1	2	3	4	5	6	7	8	9	10	L1	L2
Single Upholstery	4.75	\$ -	4718	4903	-	-	-	-	-	-	-	-	-
Contrasting Upholstery													
Primary	3.00	\$ -	4634	4751	-	-	-	-	-	-	-	-	-
Accent	1.75	\$ 0	84	152	221	324	431	581	735	919	1129	NA	NA

Description

- Standard with: Black Stainless Steel Sled Base with Adjustable Levelers
- Available with Contrasting Upholsteries
- The Seats of Curved Modules are only offered in Silvertex (Grade 3) and Whisper Vinyl (Grade 2)
- Due to Carreta's Unique Shape, Not All Upholsteries are Recommended. Please Contact Customer Service for Swatch Approval Prior to Specifying.

For ordering options, see overview at the beginning of this section.

Item	Model No.	W	D	H	Ship Wt	Cubic Ft	List Price
COMPLEMENTARY TABLE OPEN	440-3221MT	21	32	17	18	3.9	\$ 1841



Description

- Designer White Laminate
- Black Stainless Steel Sled Base with Adjustable Levelers

Must Specify (in this order):

Model #
Power

The perfect companion for traditional casegoods, Cirka creates an enduring style of guest seating for office, lounge, or conference environments. Select caster models for easy mobility.

CONSTRUCTION

- Exposed wood components and chair frame are manufactured using European Beech and are free of spirits, discoloration, pits, shakes, and wormholes
- All chair joints are double-doweled or mortised and tenoned, screwed, and glued for maximum strength and durability
- All seats feature corner blocking
- Frames are individually hand assembled and sanded prior to being finished
- Non-marring nylon glides included in each leg at floor level
- High Grade Polyurethane Foam, 1¾" thick in the seat and 2" thick in the back
- Textiles are sewn with double stitch seams
- High quality resilient sheet webbing ensures a comfortable seating application
- Ships fully assembled

HOW TO ORDER EXAMPLE

Model No.	Description	Example
208	Finish	SBP
	Upholstery	Momentum Canter EPU Nimbus
	Nail Trim/Casters	NSLVR
	Glides	FELT

WOOD FINISHES

Indiana Furniture uses a multi-step, hand finishing process on all exposed wood frames.

Chairs feature a catalyzed varnish finish which offers durability, lasting beauty, and resistance to normal wear.

AW Artisan Walnut	MW Mahogany Walnut
AS Asian Night	MO Medium Oak*
BW Beigewood^	ORW Oak Riftwood*
BL Black	PNW Pinnacle Walnut
CO Columbian Walnut	SCH Select Cherry
DC Dark Cherry	SKC Shaker Cherry
DFW Dark Forest Walnut*	SBP Smoky Brown Pear*
WH Designer White	TK Studio Teak
EF Espresso	SM Sugar Maple
FO Fawn Oak*	SW Sunglow Walnut
GC Golden Cherry	TT Tavern Teak*
HVM Harvest Maple*	WTA Weathered Ash*
HW Harvest Walnut	WC Williamsburg Cherry
LW Legacy Walnut	

* Finish is Low Sheen

UPHOLSTERY OPTIONS

Available in single upholstery in a wide variety of graded-in or contract options, including fabric, vinyl, and leather.

NAIL TRIM & CASTERS (IF APPLICABLE)

NABRS	Brass Nail Trim/Brass Casters (if applicable)	Std
NSLVR	Silver Nail Trim/Silver Casters (if applicable)	\$ N/C
NONT	No Nail Trim//Specify Brass or Silver Casters (if applicable)	\$ N/C

GLIDE OPTIONS (IF APPLICABLE)

STD	Nylon Glides	Std
FELT	Felt Glides	\$ N/C

CERTIFICATIONS & COMPLIANCE

- CAL 117-2013 Compliance
- ETL Environmental Certification
- BIFMA level® Certified
- BIFMA Compliant® Certified
- TSCA Title VI (CARB) Compliance
- US Green Building's LEED® Contribution

STATEMENT OF LINE



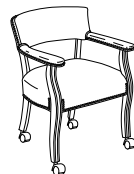
Half Barrel
Back Guest: 206
(See Page 48)



Half Barrel Back
on Casters: 208
(See Page 48)



Half Back Guest:
226
(See Page 48)



Half Back Guest
on Casters: 228
(See Page 48)

Item	Model No.	Chair Width	Chair Depth	Chair Height	Seat Width	Seat Depth	Seat Height	Arm Height	Ship Wt	Cubic Ft
HALF UPHOLSTERED BARREL BACK GUEST	206	25	23	30	18	18½	17	25	30	16.9



Description

- Standard with: Brass Nail Trim
- Optional Silver Trim

List Price/Grade	Yards	COM/1	2	3	4	5	6	7	8	9	10	L1	L2
Single Upholstery	1.75	\$ 1747	1831	1899	1968	2071	2178	2328	2482	2666	2876	2274	2498

Must Specify (in this order):

- Model #
- Finish
- Upholstery
- Nail Trim Color
- Glide

HALF UPHOLSTERED BARREL BACK WITH CASTERS	208	25	23	30	18	18½	17	26¾	30	16.9
---	-----	----	----	----	----	-----	----	-----	----	------



Description

- Standard with: Brass Nail Trim and Brass Hooded Dual Wheel Casters Standard
- Optional Silver Trim and Casters
- Not Recommended for Use with Conference Tables

List Price/Grade	Yards	COM/1	2	3	4	5	6	7	8	9	10	L1	L2
Single Upholstery	1.75	\$ 1876	1960	2028	2097	2200	2307	2457	2611	2795	3005	2403	2627

Must Specify (in this order):

- Model #
- Finish
- Upholstery
- Caster/Nail Trim

HALF UPHOLSTERED BACK GUEST	226	24	23½	30	18	18	18	24½	30	16.9
-----------------------------	-----	----	-----	----	----	----	----	-----	----	------



Description

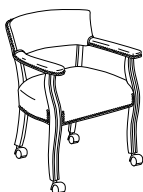
- Standard with: Brass Nail Trim
- Optional Silver Trim

List Price/Grade	Yards	COM/1	2	3	4	5	6	7	8	9	10	L1	L2
Single Upholstery	2.00	\$ 1285	1381	1459	1537	1655	1777	1949	2125	2335	2575	1887	2143

Must Specify (in this order):

- Model #
- Finish
- Upholstery
- Nail Trim Color
- Glide

HALF UPHOLSTERED BACK WITH CASTERS	228	24	23½	30	18	18	18	25½	30	16.9
------------------------------------	-----	----	-----	----	----	----	----	-----	----	------



Description

- Standard with: Brass Nail Trim and Brass Hooded Dual Wheel Casters Standard
- Optional Silver Trim and Casters
- Not Recommended for Use with Conference Tables

List Price/Grade	Yards	COM/1	2	3	4	5	6	7	8	9	10	L1	L2
Single Upholstery	2.00	\$ 1322	1418	1496	1574	1692	1814	1986	2162	2372	2612	1924	2180

Must Specify (in this order):

- Model #
- Finish
- Upholstery
- Caster/Nail Trim

For ordering options, see overview at the beginning of this section.

For private office, conference, or in an open collaborative space, Clutch is designed to fit your exact need. Choose the height that fits the environment, the arm that supports the task, and the base that works best for the project. Contoured lumbar support and flexible suspension provide all day comfort. A selection of arm and base styles offer the right adjustment. Spec the appropriate final touches for highbrow environments or scale for casual office settings.

CONSTRUCTION

- Backs are formed with a steel tubular frame
- Seats are manufactured of plywood
- 3/8" diameter bolts fasten back to seat
- High Grade Polyurethane Foam, 3" thick in the seat and 1" thick in the back; seat polyurethane is a molded fabrication and is highly resilient
- Contoured seat with waterfall edge for ergonomic comfort
- Textiles are sewn with double stitch seams
- Ships fully assembled

HOW TO ORDER EXAMPLE

Model No.	Description	Example
584	Arm	FAL1
	Control	ST
	Base	ALM Base
	Caster	BHC
	Upholstery	UF Brisa Original Sand

ARM OPTIONS

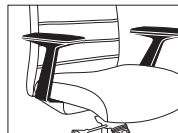
NO ARM	Armless	\$ -123
ABT2	Black Height Adjustable T	\$ Std
FBT1	Black Fixed T	\$ 132
ABT2W	Black Height and Width Adjustable T	\$ 150
FAL1	Aluminum Fixed Loop	\$ 208
FPU1	Black Fixed Loop	\$ 132



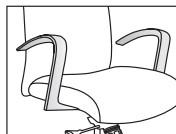
ABT2



ABT2W



FBT1



FAL1



FPU1

CONTROL OPTIONS

SW	Swivel Tilt Control	Std
KT	Knee Tilt Control	\$ 87
ST	Synchro Knee Tilt Control	\$ 129
SS	Synchro Tilt Control with Seat Slider	\$ 159

BASE OPTIONS

BLK BASE	Black Nylon Base	Std
ALM BASE	Polished Aluminum Base	\$ 105
AS POWD	Powder-Coated Silver Base	\$ 170

CASTER OPTIONS

BCC	Black Dual Wheel Carpet Caster	Std
BHC	Black Soft Caster for Hard Surfaces	N/C
BG	Black Glides for All Surfaces	N/C
CHRC	Chrome-Rimmed Hard Surface Caster with Roll Control	\$ 363

UPHOLSTERY OPTIONS

Available in single upholstery in a wide variety of graded-in or contract options, including fabric, vinyl, and leather.

CERTIFICATIONS & COMPLIANCE

- CAL 117-2013 Compliance
- Intertek Sustainability Certified
- BIFMA level® Certified
- BIFMA Compliant® Certified
- TSCA Title VI (CARB) Compliance
- US Green Building's LEED® Contribution

STATEMENT OF LINE



High Back:
584
(See Page 50)



Mid Back:
582
(See Page 50)

Item	Model No.	Chair Width	Chair Depth	Chair Height	Seat Width	Seat Depth	Seat Height	Arm Height	Ship Wt	Cubic Ft
HIGH BACK SWIVEL	584	26	26	43-48	20½	19	16¼-21¼	25¾-29¾	46	26.4



Description

- Ergonomic Curved Back Provides Lumbar Support and Promotes Circulation
- Standard with: Swivel Tilt Control with Adjustable Tension; Pneumatic Height Adjustment, 5-Star Base
Fiberglass Reinforced Nylon Base, Black Height Adjustable T-Arm, and Black Dual Wheel Carpet Casters
- Specify Your Choice of Arms, Controls, Bases, and Casters

List Price/Grade	Yards	COM/1	2	3	4	5	6	7	8	9	10	L1	L2
Single Upholstery	2.25	\$ 1751	1859	1947	2035	2167	2305	2498	2696	2932	3202	2428	2716

Must Specify (in this order):

- Model #
- Arm
- Control Option
- Base
- Casters
- Primary Upholstery

Item	Model No.	Chair Width	Chair Depth	Chair Height	Seat Width	Seat Depth	Seat Height	Arm Height	Ship Wt	Cubic Ft
MID BACK SWIVEL	582	26	26	37-42	20½	19	16¼-21¼	25¾-29¾	46	26.4



Description

- Ergonomic Curved Back Provides Lumbar Support and Promotes Circulation
- Standard with: Swivel Tilt Control with Adjustable Tension; Pneumatic Height Adjustment, 5-Star Base
Fiberglass Reinforced Nylon Base, Black Height Adjustable T-Arm, and Black Dual Wheel Carpet Casters
- Specify Your Choice of Arms, Controls, Bases, and Casters

List Price/Grade	Yards	COM/1	2	3	4	5	6	7	8	9	10	L1	L2
Single Upholstery	1.50	\$ 1558	1630	1689	1747	1836	1927	2056	2188	2346	2526	2010	2202

Must Specify (in this order):

- Model #
- Arm
- Control Option
- Base
- Casters
- Primary Upholstery

For ordering options, see overview at the beginning of this section.

Clean lines, five back styles, and beautiful hardwood frames form a versatile collection of guest seating to outfit any environment. From contemporary to traditional, corporate to healthcare, Delphi adds style without sacrificing comfort. The ability to mix and match back styles gives you design freedom to create the perfect look, and provide lasting comfort, for a diverse range of users. Bariatric models support users up to 400lbs.

CONSTRUCTION

- Exposed wood components are manufactured using European Beech and are free of spirits, discoloration, pits, shakes, and wormholes
- All chair joints are double-doweled or mortised and tenoned, screwed, and glued for maximum strength and durability
- Frames are individually hand assembled and sanded prior to being finished
- Non-marring nylon glides included in each leg at floor level
- High Grade Polyurethane Foam, 1½" thick in the seat and back
- High quality resilient sheet webbing ensures a comfortable seating application
- Ships fully assembled

HOW TO ORDER EXAMPLE

Model No.	Description	Example
266B	Finish	WTA
	Primary Upholstery	Momentum Graph Alpine
	Accent Upholstery	Momentum Boom II Pewter
	Glides	STD

WOOD FINISHES

Indiana Furniture uses a multi-step, hand finishing process on all exposed wood frames.

Chairs feature a catalyzed varnish finish which offers durability, lasting beauty, and resistance to normal wear.

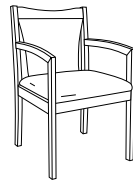
AW Artisan Walnut	MW Mahogany Walnut
AS Asian Night	MO Medium Oak*
BW Beigewood*	ORW Oak Riftwood*
BL Black	PNW Pinnacle Walnut
CO Columbian Walnut	SCH Select Cherry
DC Dark Cherry	SKC Shaker Cherry
DFW Dark Forest Walnut*	SBP Smoky Brown Pear*
WH Designer White	TK Studio Teak
EF Espresso	SM Sugar Maple
FO Fawn Oak*	SW Sunglow Walnut
GC Golden Cherry	TT Tavern Teak*
HVM Harvest Maple*	WTA Weathered Ash*
HW Harvest Walnut	WC Williamsburg Cherry
LW Legacy Walnut	

* Finish is Low Sheen

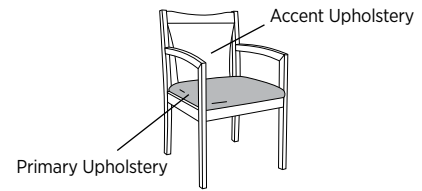
UPHOLSTERY OPTIONS

Available in single or contrasting upholsteries in a wide variety of graded-in or contract options, including fabric, vinyl, and leather.

Single Upholstery



Contrasting Upholstery

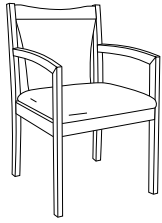


GLIDE OPTIONS

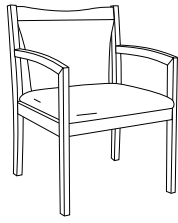
STD	Nylon Glides	Std
FELT	Felt Glides	\$ N/C

CERTIFICATIONS

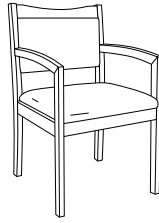
- CAL 117-2013 Compliance
- ETL Environmental Certification
- BIFMA level® Certified
- BIFMA Compliant® Certified
- TSCA Title VI (CARB) Compliance
- US Green Building's LEED® Contribution



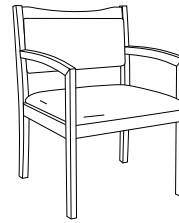
Full Back Guest:
266
(See Page 53)



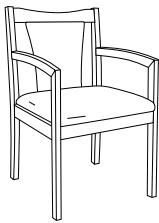
Bariatric, Full Back
Guest: 266B
(See Page 53)



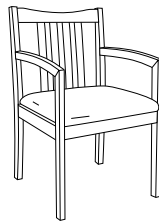
Clean Out Back
Guest: 267
(See Page 53)




Bariatric, Clean Out
Back Guest: 267B
(See Page 53)



Sculpted Back Guest:
276
(See Page 54)

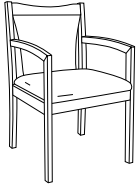


Vertical Slat Back
Guest: 287
(See Page 54)



Tapered Slat Back
Guest: 286
(See Page 54)

Item	Model No.	Chair Width	Chair Depth	Chair Height	Seat Width	Seat Depth	Seat Height	Arm Height	Ship Wt	Cubic Ft
FULL BACK GUEST	266	22	23	34¾	20	18½	18¼	26¾	30	16.9



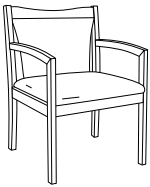
Description

- Available with Contrasting Upholsteries

List Price/Grade	Yards	COM/1	2	3	4	5	6	7	8	9	10	L1	L2
Single Upholstery	1.50	\$ 1021	1093	1152	1210	1299	1390	1519	1651	1809	1989	1473	1665
Contrasting Upholstery													
Primary	0.75	\$ 1021	1057	1086	1116	1160	1206	1270	1336	1415	1505	1247	1343
Accent	0.75	\$ 0	36	65	95	139	185	249	315	394	484	226	322

Must Specify (in this order):
Model #
Finish
Primary Upholstery
Accent Upholstery
Glide

BARIATRIC, FULL BACK GUEST	266B	32	23	34¾	30	18½	18¼	26¾	35	25.7
----------------------------	------	----	----	-----	----	-----	-----	-----	----	------



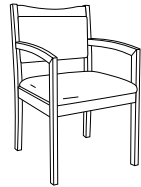
Description

- Available with Contrasting Upholsteries
- Supports Users Up To 400lbs

List Price/Grade	Yards	COM/1	2	3	4	5	6	7	8	9	10	L1	L2
Single Upholstery	2.00	\$ 1308	1404	1482	1560	1678	1800	1972	2148	2358	2598	1910	2166
Contrasting Upholstery													
Primary	1.25	\$ 1330	1390	1439	1488	1561	1638	1745	1855	1986	2136	1706	1866
Accent	1.25	\$ 0	60	109	158	231	308	415	525	656	806	376	536

Must Specify (in this order):
Model #
Finish
Primary Upholstery
Accent Upholstery
Glide

CLEAN OUT BACK GUEST	267	22	23	34¾	20	18½	18¼	26¾	30	16.9
----------------------	-----	----	----	-----	----	-----	-----	-----	----	------



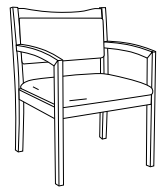
Description

- Available with Contrasting Upholsteries

List Price/Grade	Yards	COM/1	2	3	4	5	6	7	8	9	10	L1	L2
Single Upholstery	1.50	\$ 1021	1093	1152	1210	1299	1390	1519	1651	1809	1989	1473	1665
Contrasting Upholstery													
Primary	0.75	\$ 1032	1068	1097	1127	1171	1217	1281	1347	1426	1516	1258	1354
Accent	1.00	\$ 0	48	87	126	185	246	332	420	525	645	301	429

Must Specify (in this order):
Model #
Finish
Primary Upholstery
Accent Upholstery
Glide

BARIATRIC, CLEAN OUT BACK GUEST	267B	32	23	34¾	30	18½	18¼	26¾	35	25.7
---------------------------------	------	----	----	-----	----	-----	-----	-----	----	------



Description

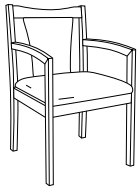
- Available with Contrasting Upholsteries
- Supports Users Up To 400lbs

List Price/Grade	Yards	COM/1	2	3	4	5	6	7	8	9	10	L1	L2
Single Upholstery	2.25	\$ 1322	1430	1518	1606	1738	1876	2069	2267	2503	2773	1999	2287
Contrasting Upholstery													
Primary	1.25	\$ 1333	1393	1442	1491	1564	1641	1748	1858	1989	2139	1709	1869
Accent	1.25	\$ 0	60	109	158	231	308	415	525	656	806	376	536

Must Specify (in this order):
Model #
Finish
Primary Upholstery
Accent Upholstery
Glide

For ordering options, see overview at the beginning of this section.

Item	Model No.	Chair Width	Chair Depth	Chair Height	Seat Width	Seat Depth	Seat Height	Arm Height	Ship Wt	Cubic Ft
SCULPTED UPHOLSTERED BACK GUEST	276	22	23	34¾	20	18½	18¼	26⅜	30	16.9



Description

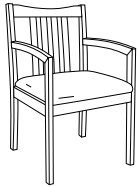
- Available with Contrasting Upholsteries

List Price/Grade	Yards	COM/1	2	3	4	5	6	7	8	9	10	L1	L2
Single Upholstery	1.25	\$ 1010	1070	1119	1168	1241	1318	1425	1535	1666	1816	1386	1546
Contrasting Upholstery													
Primary	0.75	\$ 1021	1057	1086	1116	1160	1206	1270	1336	1415	1505	1247	1343
Accent	0.75	\$ 0	36	65	95	139	185	249	315	394	484	226	322

Must Specify (in this order):

- Model #
- Finish
- Primary Upholstery
- Accent Upholstery
- Glide

VERTICAL SLAT BACK GUEST	287	22	23	34¾	20	18½	18¼	26⅜	30	16.9
--------------------------	-----	----	----	-----	----	-----	-----	-----	----	------

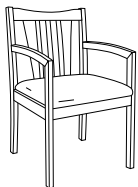


List Price/Grade	Yards	COM/1	2	3	4	5	6	7	8	9	10	L1	L2
Single Upholstery	0.75	\$ 975	1011	1040	1070	1114	1160	1224	1290	1369	1459	1201	1297

Must Specify (in this order):

- Model #
- Finish
- Upholstery
- Glide

TAPERED SLATE BACK GUEST	286	22	23	34¾	20	18½	18¼	26⅜	30	16.9
--------------------------	-----	----	----	-----	----	-----	-----	-----	----	------



List Price/Grade	Yards	COM/1	2	3	4	5	6	7	8	9	10	L1	L2
Single Upholstery	0.75	\$ 975	1011	1040	1070	1114	1160	1224	1290	1369	1459	1201	1297

Must Specify (in this order):

- Model #
- Finish
- Upholstery
- Glide

For ordering options, see overview at the beginning of this section.

Fifteen Lounge, created by Edge Design, is a mix of freestanding and modular components designed to create shared and private moments for a broad range of applications. With the ease and flexibility you desire, Fifteen fits today's needs.

CONSTRUCTION

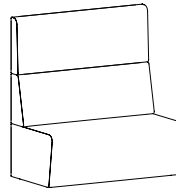
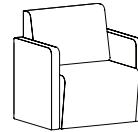
- Lounge units are manufactured using Baltic Birch plywood for internal wood components and frame; individually hand assembled with joints mortised and tenoned, screwed, and glued for maximum strength and durability
- High Grade Polyurethane Foam, 2¼" thick in the seat and 1" thick in the back
- Lounge units connect using pre-installed metal ganging brackets (unless otherwise noted)
- View Tables feature square edge profile and are available in Veneer, HPL, and TFL
- Veneer table tops are 1¾" thick with a 3mm veneer edge banding and are made of select-grade sliced Walnut, Cherry, Maple, or composite veneers for maximum grain and color consistency
- HPL tops are 1¾" thick with a 3mm PVC edge bands
- TFL tops are 1" thick with a 3mm PVC edge bands
- Each unit includes non-marring, nylon adjustable glides
- Upholstered units ship fully assembled, while tables require some assembly

UPHOLSTERY RECOMMENDATIONS

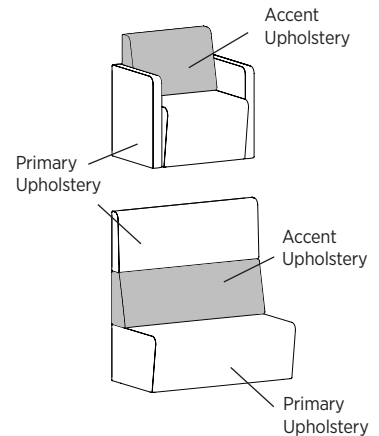
Available in single or contrasting upholstery in a wide variety of graded-in or contract options, including fabric, vinyl, and leather.

When using contrasting upholstery, note that the Accent Upholstery will be shown on the front and back side of the unit.

Single Upholstery



Contrasting Upholstery



HOW TO ORDER EXAMPLES

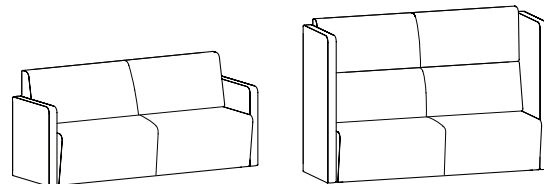
LOUNGE

Model No.	QTY	Description	Example
15-11N	1	Primary Upholstery	Mayer Fedora Fawn
		Accent Upholstery	Mayer Fedora Espresso
		Center Panel Designator	NONE
		Power/Color/Location	ECSR

BOOTHS

Model No.	QTY	Description	Example
15-11L	1	Primary Upholstery	Architex Hush Ivory
		Accent Upholstery	Architex Catwalk Ritts
		Center Panel Designator	RIGHT
		Power/Color/Location	NONE
15-11R	1	Primary Upholstery	Architex Hush Ivory
		Accent Upholstery	Architex Catwalk Ritts
		Center Panel Designator	LEFT
		Power/Color/Location	NONE
15-DHC85	1	Primary Upholstery	Architex Hush Baltic
		Table Bracket Designator	LR-TBLBKT
		TV Bracket Designator	R-TVBKT
15-E5TV30	2	Finish/Color	SBP
		Leg Color	BLK
		Grommet/Power Location	D950-E
01-DOCK950W	2	Dock 950 Wireless Charger	Dock950, White
01-0603TVBR	1	TV Bracket	

Some upholstery are considered directional, such as stripes, patterns and plaids. Each upholstery is reviewed by production for the best application. Some upholstery may require the pattern to be cut up the roll, which create additional seams in the seats and backs of select units. See the COL/COM Form (Page 176) for additional details.



Additional seams for the three seat models (15-31N, 15-31L/R, 15-31LR, 15-32N, 15-32L/R and 15-32LR) when upholstery is cut up the roll.

CREATING A BOOTH

At the time of specifying Lounge units, we ask that you also designate whether or not you'll be creating a booth. Please note that some lounge units are not available for use when creating a booth.

To insure all necessary hardware is factory installed when creating a booth:

- Order the correct number of Lounge units to support the Center Panel specified:
 - Single-sided Center Panels require two Lounge units of any combination model/width
 - Dual sided Center Panels require four lounge units in any combination of model/width
- Each Lounge unit specified must indicate which end will connect to the Center Panel. Left end and right end are determined as you are standing looking at the Lounge unit. For example a single-sided Center Panel requires one Lounge unit specified as a left connection and one Lounge unit specified as right connection.
- Tables and TV Brackets must be ordered separately, however, the Center Panel must be ordered with the corresponding options for connection. Please pay close attention to the dual-sided Center Panels and how the options are specified for one or both sides.
- Tables are not freestanding and must be supported by a Center Panel.
- Keep users connected by specifying and ordering power/data units for the Lounge units and Table!

CENTER PANEL DESIGNATORS

Lounge units will be modified to accept Center Panels as specified. We ask that all Lounge units designate if a Center Panel will be used and which side of the unit will need to be attached. Left or Right location is based on facing the Lounge Unit.

Note: Center Panel must be ordered separately.

- STD No Center Panel
- LEFT Center Panel on Left
- RIGHT Center Panel on Right



POWER/DATA OPTIONS

Note: Specified by Facing the Pod

Power ports are installed on the front of the unit 11¼" up from glide and 6⅝" in from the outside of the arm. Armless units have power ports are installed on the front of the unit 11¼" up from glide and 3¾" in from the outside of the unit.

Each Power Port comes with 1 Outlet and 2 USB

ECSL	ECA Cove, Left Port, Silver (1 Unit)	\$ 888
ECSR	ECA Cove, Right Port, Silver (1 Unit)	\$ 888
ECSLR	ECA Cove, Left and Right Port, Silver (2 Units)	\$ 1776
ECBL	ECA Cove, Left Port, Black (1 Unit)	\$ 888
ECBR	ECA Cove, Right Port, Black (1 Unit)	\$ 888
ECBLR	ECA Cove, Left and Right Port, Black (2 Units)	\$ 1776



ECA Cove
Power installed on front left and/or front right

CENTER PANEL TABLE OPTIONS

When ordering a Center Panel, we ask that you also designate whether or not you plan to use a View Table with it. This will ensure that the table attachment bracket and a grommet are factory installed for your convenience.

Note: Table must be ordered separately.

SINGLE-SIDED CENTER PANELS:

- NO TBLBKT No Table Bracket
- TBLBKT Table Bracket

DUAL-SIDED CENTER PANELS:

- NO TBLBKT No Table Bracket
- L-TBLBKT Table Bracket on Left Side
- R-TBLBKT Table Bracket on Right Side
- LR-TBLBKT Table Bracket on Left & Right Sides

CENTER PANEL TV ATTACHMENT OPTIONS

When ordering a High Center Panel, we ask that you also designate whether or not you plan to use a TV with it. This will ensure that the attachment hardware and a grommet are factory installed for your convenience. The Bracket and Grommet are always centered. TV Bracket not available on Low Center Panels.

Note: Actual TV Bracket must be ordered separately.

SINGLE-SIDED CENTER PANELS:

- NO TVBKT No TV Bracket
- TVBKT TV Bracket

DUAL-SIDED CENTER PANELS:

- NO TBLBKT No Table Bracket
- L-TBLBKT Table Bracket on Left Side
- R-TBLBKT Table Bracket on Right Side
- LR-TBLBKT Table Bracket on Left & Right Sides

Note: If you are using a TV Bracket, we do not recommend using a TV larger than 40"

VIEW BOOTH TABLE LEG EDGE PROFILE

Y Square



VENEER (W) TABLE TOP OPTIONS

Tops feature UV Advantage, an ultra-violet finish, on all exposed surfaces by utilizing roll-coat UV technology.

AW Artisan Walnut	MW Mahogany Walnut
AS Asian Night	MO Medium Oak*
CO Columbian Walnut	ORW Oak Riftwood*
DC Dark Cherry	SCH Select Cherry
DFW Dark Forest Walnut	SKC Shaker Cherry
EW Espresso	SBP Smoky Brown Pear
FO Fawn Oak*	SM Sugar Maple
GC Golden Cherry	SW Sunglow Walnut
HVM Harvest Maple	TT Tavern Teak
HW Harvest Walnut	WTA Weathered Ash*
LW Legacy Walnut	WC Williamsburg Cherry

* Finish is Low Sheen

TFL (T) AND HPL (P) LAMINATE TABLE TOP OPTIONS

WOODGRAIN

AS Asian Night	PNW Pinnacle Walnut
BW Beigewood	SCH Select Cherry
CO Columbian Walnut	SKC Shaker Cherry
EF Espresso	SBP Smoky Brown Pear
GC Golden Cherry	TK Studio Teak
HVM Harvest Maple	SM Sugar Maple
MW Mahogany Walnut	WTA Weathered Ash
ORW Oak Riftwood	WC Williamsburg Cherry

SOLID

BL Black	PPD Pepperdust
WH Designer White	SG Slate Grey
FHG Fashion Grey	WHS White Sand

VIEW BOOTH TABLE LEG FINISH OPTIONS

ALUM Aluminum Leg
BLK Black Leg
CHM Chrome Leg

VIEW BOOTH TABLE POWER/DATA OPTIONS

Grommets are available in View Tables for an upcharge or they may be ordered without grommets (specify NO GROMMET on order).

Power/Data units and Wireless Chargers must be ordered separately and specified with a surface mount location. Multiple locations may be selected (End & Center). Only one unit per location.

GROMMET LOCATIONS (Specify Black = BLK or Silver = SLV)

GE Grommet, End - BLK or SLV	\$	70
GC Grommet, Center - BLK or SLV	\$	70
GEC Grommet, End & Center - BLK or SLV	\$	141

DUO/TRIO BEZEL LOCATIONS

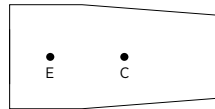
PDC-E Bezel, End
PDC-C Bezel, Center
PDC-EC Bezel, End & Center

VIEW BOOTH TABLE POWER/DATA OPTIONS CONTINUED

WIRELESS CHARGER LOCATIONS

D950-E Dock 950, End
D950-C Dock 950, Center
D950-EC Dock 950, End & Center
D150-E Dock 150, End
D150-C Dock 150, Center
D150-EC Dock 150, End & Center

Grommets, Power Units, Dock 950 Wireless Charger, and Dock 150 Wireless & USB Charger may be ordered in non-standard locations. Call Customer Service to assist with specification and/or please attach a drawing to the PO showing the location of the grommet. Note additional charges and lead times may apply.



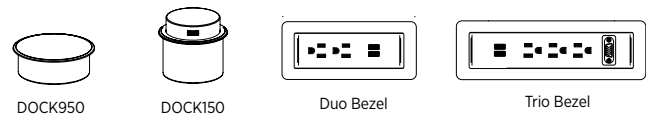
Power locations for the View Table are End, Center, or End & Center

E = End C = Center EC = End & Center
E = 12" from monitor end
C = Centered

Additional Power/Data and Wire Management Accessories may be found on Pages 72-74

EXAMPLES OF POWER/DATA UNITS (See more on Pages 72 to 74)

01-DUOBEZELW Duo Bezel, White, Specify Location	\$	615
01-DUOBEZELB Duo Bezel, Black, Specify Location	\$	615
01-DUOBEZELS Duo Bezel, Silver, Specify Location	\$	615
01-TRIOBEZELW Trio Bezel, White, Specify Location	\$	660
01-TRIOBEZELB Trio Bezel, Black, Specify Location	\$	660
01-TRIOBEZELS Trio Bezel, Silver, Specify Location	\$	660
01-DOCK950W Dock 950 Wireless Charger, White, Specify Location	\$	242
01-DOCK950B Dock 950 Wireless Charger, Black, Specify Location	\$	242
01-DOCK150W Dock 150 Wireless & USB Charger, White, Specify Location	\$	369
01-DOCK150B Dock 150 Wireless & USB Charger, Black, Specify Location	\$	369

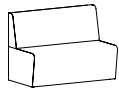


CERTIFICATIONS & COMPLIANCE

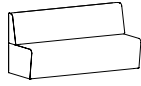
- CAL 117-2013 Compliance
- ETL Environmental Certification
- BIFMA level® Certified
- BIFMA Compliant® Certified
- TSCA Title VI (CARB) Compliance
- US Green Building's LEED® Contribution



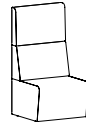
One Seat with Low Back and No Arms
15-11N
(See Page 60)



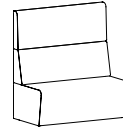
Two Seat with Low Back and No Arms
15-21N
(See Page 60)



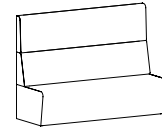
Three Seat with Low Back and No Arms
15-31N
(See Page 60)



One Seat with High Back and No Arms
15-12N
(See Page 64)



Two Seat with High Back and No Arms
15-22N
(See Page 64)



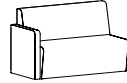
Three Seat with High Back and No Arms
15-32N
(See Page 64)



90° Corner with Low Back: 15-11CR
(See Page 63)



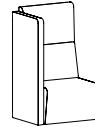
One Seat with Low Back and One Arm
15-11R: Right
15-11L: Left
(See Page 61)



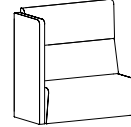
Two Seat with Low Back and One Arm
15-21R: Right
15-21L: Left
(See Page 61)



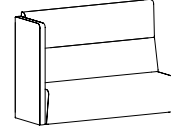
Three Seat with Low Back and One Arm
15-31R: Right
15-31L: Left
(See Page 61)



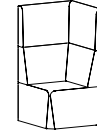
One Seat with High Back and One Arm
15-12R: Right
15-12L: Left
(See Page 65)



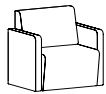
Two Seat with High Back and One Arm
15-22R: Right
15-22L: Left
(See Page 65)



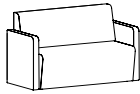
Three Seat with High Back and One Arm
15-32R: Right
15-32L: Left
(See Page 65)



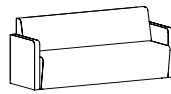
90° Corner with High Back
15-12CR
(See Page 67)



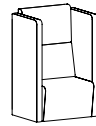
One Seat with Low Back and Arms
15-11LR
(See Page 62)



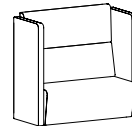
Two Seat with Low Back and Arms
15-21LR
(See Page 62)



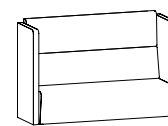
Three Seat with Low Back and Arms
15-31LR
(See Page 62)



One Seat with High Back and Arms
15-12LR
(See Page 66)



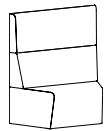
Two Seat with High Back and Arms
15-22LR
(See Page 66)



Three Seat with High Back and Arms
15-32LR
(See Page 66)



45° Internal Corner
15-11ICR: Low Back
(See Page 63)



45° Internal Corner
15-12ICR: High Back
(See Page 67)



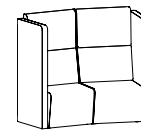
45° External Corner
15-11ECR: Low Back
(See Page 63)



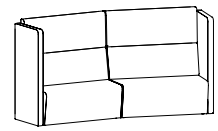
45° External Corner
15-12ECR: High Back
(See Page 67)



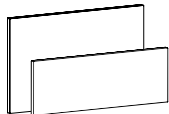
Octagon Top Cap Insert
15-INSERT
(See Page 68)



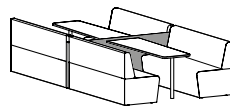
Two Seat Concave with High Back and Arms
15-22CCLR
(See Page 68)



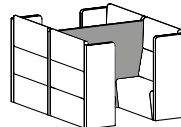
Four Seat Concave with High Back and Arms
15-42CCLR
(See Page 68)



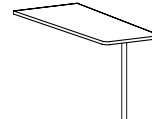
Single-Sided Center Panel
15-LCP85: Low Panel
15-LCP79: Low Panel
15-HCP85: High Panel
15-HCP79: High Panel
(See Page 69)



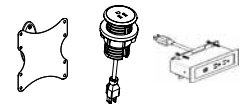
Dual-Sided Low Center Panel
15-DLCP85
15-DLCP79
(See Page 70)




Dual-Sided High Center Panel
15-DHCP85
15-DHCP79
(See Page 70)




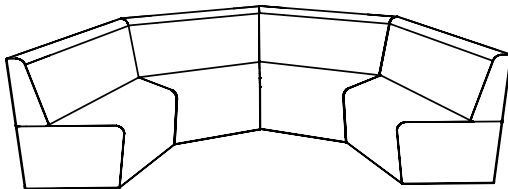
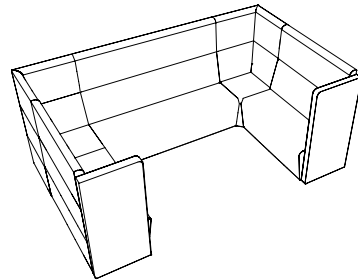

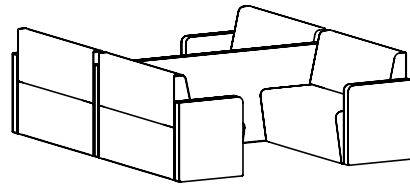
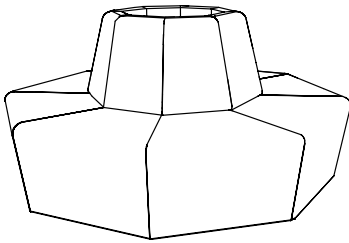
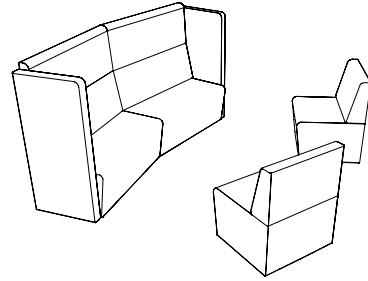
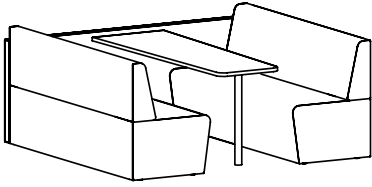
View Table
30"D & 24"D Available in TFL, HPL and Veneer
(See Page 71)



Accessories Include: TV Brackets, Power, and Wireless Chargers
(Starting on Page 72)



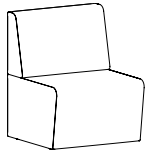
Enhance your space with new Cush Pillows. Available in multiple shapes and sizes, and with or without piping.



FIFTEEN LOUNGE

LOUNGE + TABLES BY EDGE DESIGN (15 SERIES)

Item	Model No.	Chair Width	Chair Depth	Chair Height	Seat Width	Seat Depth	Seat Height	Arm Height	Ship Wt	Cubic Ft
ONE SEAT ARMLESS WITH LOW BACK	15-11N	27½	26½	34¼	27½	18½	17¼	-	44.1	24.0



Description

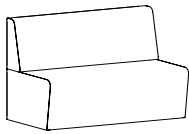
- Available with Contrasting Upholsteries
- May Be Used in Booth Applications; Must Specify Center Panel Designator: None, Left, or Right; Order Center Panel Separately
- Includes Ganging Hardware
- Optional Power Ports, See Page 56

Must Specify (in this order):

- Model #
- Primary Upholstery
- Accent Upholstery
- Center Panel Designator
- Optional Power

List Price/Grade	Yards	COM/1	2	3	4	5	6	7	8	9	10	L1	L2
Single Upholstery	3.75	\$ 1440	1620	1766	1913	2134	2363	2685	3015	3409	3859	2569	3049
Contrasting Upholstery													
Primary	2.50	\$ 1451	1571	1669	1766	1914	2066	2281	2501	2764	3064	2204	2524
Accent	1.50	\$ 0	72	131	189	278	369	498	630	788	968	452	644

TWO SEAT ARMLESS WITH LOW BACK	15-21N	48½	26½	34¼	48½	18½	17¼	-	77	42.6
---------------------------------------	--------	-----	-----	-----	-----	-----	-----	---	----	------



Description

- Available with Contrasting Upholsteries
- May Be Used in Booth Applications; Must Specify Center Panel Designator: None, Left, or Right; Order Center Panel Separately
- Includes Ganging Hardware
- Optional Power Ports, See Page 56

Must Specify (in this order):

- Model #
- Primary Upholstery
- Accent Upholstery
- Center Panel Designator
- Optional Power

List Price/Grade	Yards	COM/1	2	3	4	5	6	7	8	9	10	L1	L2
Single Upholstery	5.00	\$ 2265	2505	2700	2895	3190	3495	3925	4365	4890	5490	3770	4410
Contrasting Upholstery													
Primary	3.00	\$ 2265	2409	2526	2643	2820	3003	3261	3525	3840	4200	3168	3552
Accent	2.00	\$ 0	96	174	252	370	492	664	840	1050	1290	602	858

THREE SEAT ARMLESS WITH LOW BACK	15-31N	71¼	26½	34¼	71¼	18½	17¼	-	99	48.4
---	--------	-----	-----	-----	-----	-----	-----	---	----	------



Description

- Available with Contrasting Upholsteries
- May Be Used in Booth Applications; Must Specify Center Panel Designator: None, Left, or Right; Order Center Panel Separately
- Includes Ganging Hardware
- Optional Power Ports, See Page 56

Must Specify (in this order):

- Model #
- Primary Upholstery
- Accent Upholstery
- Center Panel Designator
- Optional Power

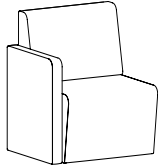
List Price/Grade	Yards	COM/1	2	3	4	5	6	7	8	9	10	L1	L2
Single Upholstery	7.50	\$ 3012	3372	3665	3957	4400	4857	5502	6162	6950	7850	5270	6230
Contrasting Upholstery													
Primary	5.00	\$ 3023	3263	3458	3653	3948	4253	4683	5123	5648	6248	4528	5168
Accent	2.75	\$ 0	132	239	347	509	677	913	1155	1444	1774	828	1180

For ordering options, see overview at the beginning of this section.

FIFTEEN LOUNGE

LOUNGE + TABLES BY EDGE DESIGN (15 SERIES)

Item	Model No.	Chair Width	Chair Depth	Chair Height	Seat Width	Seat Depth	Seat Height	Arm Height	Ship Wt	Cubic Ft	
ONE SEAT WITH LOW BACK AND ARM	Left										
	Right										
	15-11L	15-11R	30¾	26½	34¾	27½	18½	17¼	26¼	52.9	24.0



Shown as Left

Must Specify (in this order):

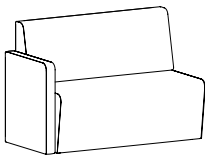
- Model #
- Primary Upholstery
- Accent Upholstery
- Center Panel Designator
- Optional Power

Description

- Available with Contrasting Upholsteries
- May Be Used in Booth Applications; Must Specify Center Panel Designator: None, Left, or Right; Center Panel Must be Specified on Opposite Side of Arm; Order Center Panel Separately
- Includes Ganging Hardware
- Optional Power Ports, See Page 56

List Price/Grade	Yards	COM/1	2	3	4	5	6	7	8	9	10	L1	L2
Single Upholstery	4.00	\$ 1855	2047	2203	2359	2595	2839	3183	3535	3955	4435	3059	3571
Contrasting Upholstery													
Primary	3.25	\$ 1888	2044	2171	2298	2489	2688	2967	3253	3594	3984	2866	3282
Accent	1.50	\$ 0	72	131	189	278	369	498	630	788	968	452	644

TWO SEAT WITH LOW BACK AND ARM



Shown as Left

Must Specify (in this order):

- Model #
- Primary Upholstery
- Accent Upholstery
- Center Panel Designator
- Optional Power

Left	Right												
15-21L	15-21R	51½	26½	34¾	48½	18½	17¼	26¼	86	42.6			

Description

- Available with Contrasting Upholsteries
- May Be Used in Booth Applications; Must Specify Center Panel Designator: None, Left, or Right; Center Panel Must be Specified on Opposite Side of Arm; Order Center Panel Separately
- Includes Ganging Hardware
- Optional Power Ports, See Page 56

List Price/Grade	Yards	COM/1	2	3	4	5	6	7	8	9	10	L1	L2
Single Upholstery	5.50	\$ 2625	2889	3104	3318	3643	3978	4451	4935	5513	6173	4281	4985
Contrasting Upholstery													
Primary	4.00	\$ 2647	2839	2995	3151	3387	3631	3975	4327	4747	5227	3851	4363
Accent	2.00	\$ 0	96	174	252	370	492	664	840	1050	1290	602	858

THREE SEAT WITH LOW BACK AND ARM



Shown as Left

Must Specify (in this order):

- Model #
- Primary Upholstery
- Accent Upholstery
- Center Panel Designator
- Optional Power

Left	Right												
15-31L	15-31R	74¾	26½	34¾	71¾	18½	17¼	26¼	108	48.4			

Description

- Available with Contrasting Upholsteries
- May Be Used in Booth Applications; Must Specify Center Panel Designator: None, Left, or Right; Center Panel Must be Specified on Opposite Side of Arm; Order Center Panel Separately
- Includes Ganging Hardware
- Optional Power Ports, See Page 56


List Price/Grade	Yards	COM/1	2	3	4	5	6	7	8	9	10	L1	L2
Single Upholstery	8.00	\$ 3336	3720	4032	4344	4816	5304	5992	6696	7536	8496	5744	6768
Contrasting Upholstery													
Primary	5.25	\$ 3336	3588	3793	3998	4307	4628	5079	5541	6092	6722	4916	5588
Accent	2.75	\$ 0	132	239	347	509	677	913	1155	1444	1774	828	1180

For ordering options, see overview at the beginning of this section.

FIFTEEN LOUNGE

LOUNGE + TABLES BY EDGE DESIGN (15 SERIES)

Item	Model No.	Chair Width	Chair Depth	Chair Height	Seat Width	Seat Depth	Seat Height	Arm Height	Ship Wt	Cubic Ft
ONE SEAT WITH LOW BACK AND ARMS	15-11LR	33¼	26½	34¼	27½	18½	17¼	26¼	62	24.0



Description

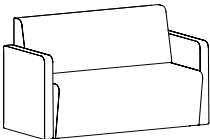
- Available with Contrasting Upholsteries
- Not for Use in Booth or Ganging Applications
- Optional Power Ports, See Page 56

List Price/Grade	Yards	COM/1	2	3	4	5	6	7	8	9	10	L1	L2
Single Upholstery	5.00	\$ 2405	2645	2840	3035	3330	3635	4065	4505	5030	5630	3910	4550
Contrasting Upholstery													
Primary	4.50	\$ 2449	2665	2841	3016	3282	3556	3943	4339	4812	5352	3804	4380
Accent	1.50	\$ 0	72	131	189	278	369	498	630	788	968	452	644

Must Specify (in this order):

- Model #
- Primary Upholstery
- Accent Upholstery
- Optional Power

TWO SEAT WITH LOW BACK AND ARMS	15-21LR	52	26½	34¼	48½	18½	17¼	26¼	95	42.6
---------------------------------	---------	----	-----	-----	-----	-----	-----	-----	----	------



Description

- Available with Contrasting Upholsteries
- Not for Use in Booth or Ganging Applications
- Optional Power Ports, See Page 56

List Price/Grade	Yards	COM/1	2	3	4	5	6	7	8	9	10	L1	L2
Single Upholstery	6.50	\$ 3086	3398	3652	3905	4289	4685	5244	5816	6499	7279	5043	5875
Contrasting Upholstery													
Primary	4.75	\$ 3097	3325	3510	3696	3976	4266	4674	5092	5591	6161	4527	5135
Accent	2.00	\$ 0	96	174	252	370	492	664	840	1050	1290	602	858

Must Specify (in this order):

- Model #
- Primary Upholstery
- Accent Upholstery
- Optional Power

THREE SEAT WITH LOW BACK AND ARMS	15-31LR	78	26½	34¼	71¼	18½	17¼	26¼	117	48.4
-----------------------------------	---------	----	-----	-----	-----	-----	-----	-----	-----	------



Description

- Available with Contrasting Upholsteries
- Not for Use in Booth or Ganging Applications
- Optional Power Ports, See Page 56

List Price/Grade	Yards	COM/1	2	3	4	5	6	7	8	9	10	L1	L2
Single Upholstery	9.00	\$ 3816	4248	4599	4950	5481	6030	6804	7596	8541	9621	6525	7677
Contrasting Upholstery													
Primary	7.00	\$ 3849	4185	4458	4731	5144	5571	6173	6789	7524	8364	5956	6852
Accent	2.75	\$ 0	132	239	347	509	677	913	1155	1444	1774	828	1180


Must Specify (in this order):

- Model #
- Primary Upholstery
- Accent Upholstery
- Optional Power

For ordering options, see overview at the beginning of this section.

FIFTEEN LOUNGE
LOUNGE + TABLES BY EDGE DESIGN (15 SERIES)

Item	Model No.	Chair Width	Chair Depth	Chair Height	Seat Width	Seat Depth	Seat Height	Arm Height	Ship Wt	Cubic Ft
90° CORNER WITH LOW BACK	15-11CR	26½	26½	34¼	26½	18½	17¼	-	53	24.0



Description

- Available with Contrasting Upholsteries
- Not for Use with Center Panel
- Includes Ganging Hardware
- Optional Power Ports, See Page 56

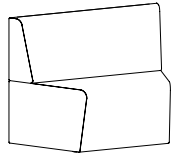
Must Specify (in this order):

- Model #
- Primary Upholstery
- Accent Upholstery
- Optional Power

List Price/Grade	Yards	COM/1	2	3	4	5	6	7	8	9	10	L1	L2
Single Upholstery	4.50	\$ 2080	2296	2472	2647	2913	3187	3574	3970	4443	4983	3435	4011
Contrasting Upholstery													
Primary	3.25	\$ 2124	2280	2407	2534	2725	2924	3203	3489	3830	4220	3102	3518
Accent	2.25	\$ 0	108	196	284	416	554	747	945	1181	1451	677	965

45° INTERNAL CORNER WITH LOW BACK

15-11ICR	28	24½	34¼	28	18½	17¼	-	55	42.6
----------	----	-----	-----	----	-----	-----	---	----	------



Description

- Available with Contrasting Upholsteries
- Not for Use with Center Panel
- Includes Ganging Hardware
- Optional Power Ports, See Page 56

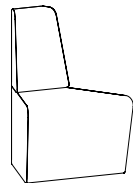
Must Specify (in this order):

- Model #
- Primary Upholstery
- Accent Upholstery
- Optional Power

List Price/Grade	Yards	COM/1	2	3	4	5	6	7	8	9	10	L1	L2
Single Upholstery	4.75	\$ 1928	2156	2341	2527	2807	3097	3505	3923	4422	4992	3358	3966
Contrasting Upholstery													
Primary	3.25	\$ 1950	2106	2233	2360	2551	2750	3029	3315	3656	4046	2928	3344
Accent	2.00	\$ 0	96	174	252	370	492	664	840	1050	1290	602	858

45° EXTERNAL CORNER WITH LOW BACK

15-11ECR	47¼	24½	34¼	47¼	18½	17¼	-	44	24.0
----------	-----	-----	-----	-----	-----	-----	---	----	------



Description

- Available with Contrasting Upholsteries
- Not for Use with Center Panel
- When Wrapping Columns, Ganged Units Compatible with Columns Up To 20" Diameter
- Includes Ganging Hardware
- Optional Power Ports, See Page 56

Must Specify (in this order):

- Model #
- Primary Upholstery
- Accent Upholstery
- Optional Power

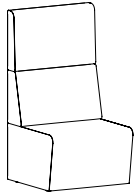
List Price/Grade	Yards	COM/1	2	3	4	5	6	7	8	9	10	L1	L2
Single Upholstery	2.50	\$ 1348	1468	1566	1663	1811	1963	2178	2398	2661	2961	2101	2421
Contrasting Upholstery													
Primary	2.50	\$ 1403	1523	1621	1718	1866	2018	2233	2453	2716	3016	2156	2476
Accent	1.25	\$ 0	60	109	158	231	308	415	525	656	806	376	536

For ordering options, see overview at the beginning of this section.

FIFTEEN LOUNGE

LOUNGE + TABLES BY EDGE DESIGN (15 SERIES)

Item	Model No.	Chair Width	Chair Depth	Chair Height	Seat Width	Seat Depth	Seat Height	Arm Height	Ship Wt	Cubic Ft
ONE ARMLESS SEAT WITH HIGH BACK	15-12N	27½	26½	52	27½	18½	17¼	-	53	34.4



Description

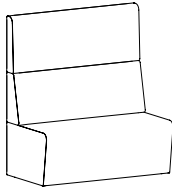
- Available with Contrasting Upholsteries
- May Be Used in Booth Applications; Must Specify Center Panel Designator: None, Left, or Right; Order Center Panel Separately
- Includes Ganging Hardware
- Optional Power Ports, See Page 56

Must Specify (in this order):

- Model #
- Primary Upholstery
- Accent Upholstery
- Center Panel Designator
- Optional Power

List Price/Grade	Yards	COM/1	2	3	4	5	6	7	8	9	10	L1	L2
Single Upholstery	5.00	\$ 1825	2065	2260	2455	2750	3055	3485	3925	4450	5050	3330	3970
Contrasting Upholstery													
Primary	3.75	\$ 1836	2016	2162	2309	2530	2759	3081	3411	3805	4255	2965	3445
Accent	1.50	\$ 0	72	131	189	278	369	498	630	788	968	452	644

TWO ARMLESS SEAT WITH HIGH BACK	15-22N	48½	26½	52	48½	18½	17¼	-	90	49.8
--	--------	-----	-----	----	-----	-----	-----	---	----	------



Description

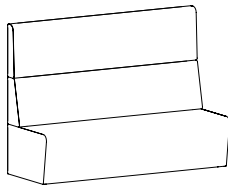
- Available with Contrasting Upholsteries
- May Be Used in Booth Applications; Must Specify Center Panel Designator: None, Left, or Right; Order Center Panel Separately
- Includes Ganging Hardware
- Optional Power Ports, See Page 56

Must Specify (in this order):

- Model #
- Primary Upholstery
- Accent Upholstery
- Center Panel Designator
- Optional Power

List Price/Grade	Yards	COM/1	2	3	4	5	6	7	8	9	10	L1	L2
Single Upholstery	6.25	\$ 2900	3200	3444	3688	4056	4438	4975	5525	6181	6931	4781	5581
Contrasting Upholstery													
Primary	4.50	\$ 2911	3127	3303	3478	3744	4018	4405	4801	5274	5814	4266	4842
Accent	2.00	\$ 0	96	174	252	370	492	664	840	1050	1290	602	858

THREE ARMLESS SEAT WITH HIGH BACK	15-32N	71¾	26½	52	71¾	18½	17¼	-	119	70.7
--	--------	-----	-----	----	-----	-----	-----	---	-----	------



Description

- Available with Contrasting Upholsteries
- May Be Used in Booth Applications; Must Specify Center Panel Designator: None, Left, or Right; Order Center Panel Separately
- Includes Ganging Hardware
- Optional Power Ports, See Page 56

Must Specify (in this order):

- Model #
- Primary Upholstery
- Accent Upholstery
- Center Panel Designator
- Optional Power

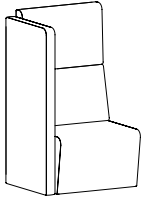
List Price/Grade	Yards	COM/1	2	3	4	5	6	7	8	9	10	L1	L2
Single Upholstery	10.00	\$ 3887	4367	4757	5147	5737	6347	7207	8087	9137	10337	6897	8177
Contrasting Upholstery													
Primary	7.25	\$ 3887	4235	4518	4801	5228	5671	6294	6932	7693	8563	6069	6997
Accent	2.75	\$ 0	132	239	347	509	677	913	1155	1444	1774	828	1180

For ordering options, see overview at the beginning of this section.

FIFTEEN LOUNGE

LOUNGE + TABLES BY EDGE DESIGN (15 SERIES)

Item	Model No.	Chair Width	Chair Depth	Chair Height	Seat Width	Seat Depth	Seat Height	Arm Height	Ship Wt	Cubic Ft
ONE SEAT WITH HIGH BACK AND ARM	Left	Right								
	15-12L	15-12R	30¾	26½	52	27½	18½	17¼	49¾	52.9



Shown as Left

Must Specify (in this order):

- Model #
- Primary Upholstery
- Accent Upholstery
- Center Panel Designator
- Optional Power


Description

- Available with Contrasting Upholsteries
- May Be Used in Booth Applications; Must Specify Center Panel Designator: None, Left, or Right; Center Panel Must be Specified on Opposite Side of Arm; Order Center Panel Separately
- Includes Ganging Hardware
- Optional Power Ports, See Page 56

List Price/Grade	Yards	COM/1	2	3	4	5	6	7	8	9	10	L1	L2
Single Upholstery	5.75	\$ 2350	2626	2850	3075	3414	3765	4259	4765	5369	6059	4081	4817
Contrasting Upholstery													
Primary	4.75	\$ 2372	2600	2785	2971	3251	3541	3949	4367	4866	5436	3802	4410
Accent	1.50	\$ 0	72	131	189	278	369	498	630	788	968	452	644

TWO SEAT WITH HIGH BACK AND ARM

Left	Right												
15-22L	15-22R	51½	26½	52	48½	18½	17¼	49¾	86	42.6			



Shown as Left

Must Specify (in this order):

- Model #
- Primary Upholstery
- Accent Upholstery
- Center Panel Designator
- Optional Power


Description

- Available with Contrasting Upholsteries
- May Be Used in Booth Applications; Must Specify Center Panel Designator: None, Left, or Right; Center Panel Must be Specified on Opposite Side of Arm; Order Center Panel Separately
- Includes Ganging Hardware
- Optional Power Ports, See Page 56

List Price/Grade	Yards	COM/1	2	3	4	5	6	7	8	9	10	L1	L2
Single Upholstery	7.75	\$ 3357	3729	4031	4334	4791	5264	5930	6612	7426	8356	5690	6682
Contrasting Upholstery													
Primary	6.50	\$ 3390	3702	3956	4209	4593	4989	5548	6120	6803	7583	5347	6179
Accent	2.00	\$ 0	96	174	252	370	492	664	840	1050	1290	602	858

THREE SEAT WITH HIGH BACK AND ARM

Left	Right												
15-32L	15-32R	74¾	26½	52	71¾	18½	17¼	49¾	108	48.4			



Shown as Left

Must Specify (in this order):

- Model #
- Primary Upholstery
- Accent Upholstery
- Center Panel Designator
- Optional Power

Description

- Available with Contrasting Upholsteries
- May Be Used in Booth Applications; Must Specify Center Panel Designator: None, Left, or Right; Center Panel Must be Specified on Opposite Side of Arm; Order Center Panel Separately
- Includes Ganging Hardware
- Optional Power Ports, See Page 56

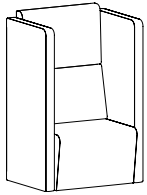
List Price/Grade	Yards	COM/1	2	3	4	5	6	7	8	9	10	L1	L2
Single Upholstery	11.25	\$ 4282	4822	5261	5700	6363	7050	8017	9007	10188	11538	7668	9108
Contrasting Upholstery													
Primary	8.75	\$ 4293	4713	5054	5396	5912	6446	7198	7968	8887	9937	6927	8047
Accent	2.75	\$ 0	132	239	347	509	677	913	1155	1444	1774	828	1180

For ordering options, see overview at the beginning of this section.

FIFTEEN LOUNGE

LOUNGE + TABLES BY EDGE DESIGN (15 SERIES)

Item	Model No.	Chair Width	Chair Depth	Chair Height	Seat Width	Seat Depth	Seat Height	Arm Height	Ship Wt	Cubic Ft
ONE SEAT WITH HIGH BACK AND ARMS	15-12LR	33¾	26½	52	27½	18½	17¼	49¾	80	34.4



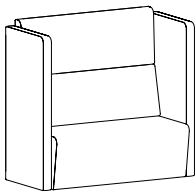
Description

- Available with Contrasting Upholsteries
- Not for Use in Booth or Ganging Applications
- Optional Power Ports, See Page 56

List Price/Grade	Yards	COM/1	2	3	4	5	6	7	8	9	10	L1	L2
Single Upholstery	7.25	\$ 2907	3255	3538	3821	4248	4691	5314	5952	6713	7583	5089	6017
Contrasting Upholstery													
Primary	6.50	\$ 2940	3252	3506	3759	4143	4539	5098	5670	6353	7133	4897	5729
Accent	1.50	\$ 0	72	131	189	278	369	498	630	788	968	452	644

Must Specify (in this order):
 Model #
 Primary Upholstery
 Accent Upholstery
 Optional Power

TWO SEAT WITH HIGH BACK AND ARMS	15-22LR	54¾	26½	52	48½	18½	17¼	49¾	126	49.8
----------------------------------	---------	-----	-----	----	-----	-----	-----	-----	-----	------



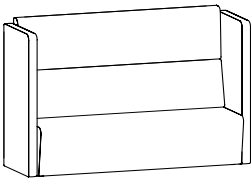
Description

- Available with Contrasting Upholsteries
- Not for Use in Booth or Ganging Applications
- Optional Power Ports, See Page 56

List Price/Grade	Yards	COM/1	2	3	4	5	6	7	8	9	10	L1	L2
Single Upholstery	9.50	\$ 3930	4386	4757	5127	5688	6267	7084	7920	8918	10058	6790	8006
Contrasting Upholstery													
Primary	8.00	\$ 3952	4336	4648	4960	5432	5920	6608	7312	8152	9112	6360	7384
Accent	2.00	\$ 0	96	174	252	370	492	664	840	1050	1290	602	858

Must Specify (in this order):
 Model #
 Primary Upholstery
 Accent Upholstery
 Optional Power

THREE SEAT WITH HIGH BACK AND ARMS	15-32LR	78	26½	52	71¾	18½	17¼	49¾	154	70.7
------------------------------------	---------	----	-----	----	-----	-----	-----	-----	-----	------



Description

- Available with Contrasting Upholsteries
- Not for Use in Booth or Ganging Applications
- Optional Power Ports, See Page 56

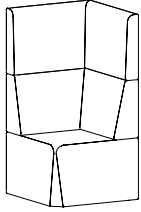
List Price/Grade	Yards	COM/1	2	3	4	5	6	7	8	9	10	L1	L2
Single Upholstery	12.75	\$ 4839	5451	5948	6446	7198	7976	9072	10194	11533	13063	8677	10309
Contrasting Upholstery													
Primary	10.25	\$ 4850	5342	5742	6142	6746	7372	8253	9155	10231	11461	7935	9247
Accent	2.75	\$ 0	132	239	347	509	677	913	1155	1444	1774	828	1180

Must Specify (in this order):
 Model #
 Primary Upholstery
 Accent Upholstery
 Optional Power

For ordering options, see overview at the beginning of this section.

FIFTEEN LOUNGE
LOUNGE + TABLES BY EDGE DESIGN (15 SERIES)

Item	Model No.	Chair Width	Chair Depth	Chair Height	Seat Width	Seat Depth	Seat Height	Arm Height	Ship Wt	Cubic Ft
90° CORNER WITH HIGH BACK	15-12CR	26½	26½	52	26½	18½	17¼	-	66	34.4



Description

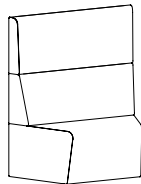
- Available with Contrasting Upholsteries
- Not for Use with Center Panel
- Includes Ganging Hardware
- Optional Power Ports, See Page 56

List Price/Grade	Yards	COM/1	2	3	4	5	6	7	8	9	10	L1	L2
Single Upholstery	7.00	\$ 2773	3109	3382	3655	4068	4495	5097	5713	6448	7288	4880	5776
Contrasting Upholstery													
Primary	5.75	\$ 2817	3093	3317	3542	3881	4232	4726	5232	5836	6526	4548	5284
Accent	2.25	\$ 0	108	196	284	416	554	747	945	1181	1451	677	965

Must Specify (in this order):

- Model #
- Primary Upholstery
- Accent Upholstery
- Optional Power

45° INTERNAL CORNER WITH HIGH BACK	15-12ICR	28	24½	52	28	18½	17¼	-	66	49.8
------------------------------------	----------	----	-----	----	----	-----	-----	---	----	------



Description

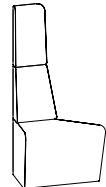
- Available with Contrasting Upholsteries
- Not for Use with Center Panel
- Includes Ganging Hardware
- Optional Power Ports, See Page 56

List Price/Grade	Yards	COM/1	2	3	4	5	6	7	8	9	10	L1	L2
Single Upholstery	6.00	\$ 2543	2831	3065	3299	3653	4019	4535	5063	5693	6413	4349	5117
Contrasting Upholstery													
Primary	4.50	\$ 2565	2781	2957	3132	3398	3672	4059	4455	4928	5468	3920	4496
Accent	2.00	\$ 0	96	174	252	370	492	664	840	1050	1290	602	858

Must Specify (in this order):

- Model #
- Primary Upholstery
- Accent Upholstery
- Optional Power

45° EXTERNAL CORNER WITH HIGH BACK	15-12ECR	47¼	24½	52	47¼	18½	17¼	-	66	34.4
------------------------------------	----------	-----	-----	----	-----	-----	-----	---	----	------



Description

- Available with Contrasting Upholsteries
- Not for Use with Center Panel
- When Wrapping Columns, Ganged Units Compatible with Columns Up To 20" Diameter
- Includes Ganging Hardware
- Optional Power Ports, See Page 56

List Price/Grade	Yards	COM/1	2	3	4	5	6	7	8	9	10	L1	L2
Single Upholstery	3.25	\$ 1711	1867	1994	2121	2312	2511	2790	3076	3417	3807	2689	3105
Contrasting Upholstery													
Primary	2.75	\$ 1744	1876	1983	2091	2253	2421	2657	2899	3188	3518	2572	2924
Accent	1.25	\$ 0	60	109	158	231	308	415	525	656	806	376	536

Must Specify (in this order):

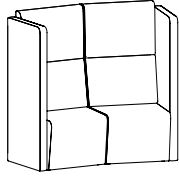
- Model #
- Primary Upholstery
- Accent Upholstery
- Optional Power

For ordering options, see overview at the beginning of this section.

FIFTEEN LOUNGE

LOUNGE + TABLES BY EDGE DESIGN (15 SERIES)

Item	Model No.	Chair Width	Chair Depth	Chair Height	Seat Width	Seat Depth	Seat Height	Arm Height	Ship Wt	Cubic Ft
TWO SEAT CONCAVE WITH HIGH BACK AND ARMS	15-22CCLR	60¾	29½	52	49	18½	17¼	49¾	141	68.8



Description

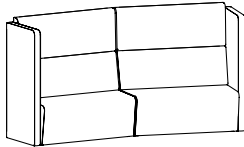
- 15° Angled Seat to Stimulate Conversation
- Available with Contrasting Upholsteries
- Not for Use in Booth or Ganging Applications
- Optional Power Ports, See Page 56

Must Specify (in this order):

- Model #
- Primary Upholstery
- Accent Upholstery
- Optional Power

List Price/Grade	Yards	COM/1	2	3	4	5	6	7	8	9	10	L1	L2
Single Upholstery	11.25	\$ 4552	5092	5531	5970	6633	7320	8287	9277	10458	11808	7938	9378
Contrasting Upholstery													
Primary	9.50	\$ 4574	5030	5401	5771	6332	6911	7728	8564	9562	10702	7434	8650
Accent	2.25	\$ 0	108	196	284	416	554	747	945	1181	1451	677	965

FOUR SEAT CONCAVE WITH HIGH BACK AND ARMS	15-42CCLR	104	32¼	52	91¼	18½	17¼	49¾	216	99.6
---	-----------	-----	-----	----	-----	-----	-----	-----	-----	------



Description

- 15° Angled Seat to Stimulate Conversation
- Available with Contrasting Upholsteries
- Not for Use in Booth or Ganging Applications
- Optional Power Ports, See Page 56

Must Specify (in this order):

- Model #
- Primary Upholstery
- Accent Upholstery
- Optional Power

List Price/Grade	Yards	COM/1	2	3	4	5	6	7	8	9	10	L1	L2
Single Upholstery	14.50	\$ 6531	7227	7793	8358	9214	10098	11345	12621	14144	15884	10896	12752
Contrasting Upholstery													
Primary	11.25	\$ 6531	7071	7510	7949	8612	9299	10266	11256	12437	13787	9917	11357
Accent	3.25	\$ 0	156	283	410	601	800	1079	1365	1706	2096	978	1394

OCTAGON TOP CAP	15-INSERT					20½	20½	¾			9	2.4
-----------------	-----------	--	--	--	--	-----	-----	---	--	--	---	-----



Description

- For Use with an Octagon Grouping of 45° External Corner Units
- Creates a Top Cap for a Seamless Look

Must Specify (in this order):

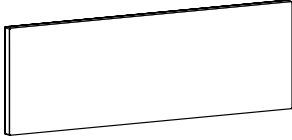
- Model #
- Primary Upholstery

List Price/Grade	Yards	COM/1	2	3	4	5	6	7	8	9	10	L1	L2
Single Upholstery	1.00	\$ 545	593	632	671	730	791	877	965	1070	1190	846	974

For ordering options, see overview at the beginning of this section.

FIFTEEN LOUNGE
LOUNGE + TABLES BY EDGE DESIGN (15 SERIES)

Item	Model No.	Width	Depth	Height	Ship Wt	Cubic Ft
LOW CENTER PANEL SINGLE SIDED	15-LCP85	85½	3	30¼	50	7.8
	15-LCP79	79½	3	30¼	43	7.8



Must Specify (in this order):

- Model #
- Primary Upholstery
- Table Bracket Designator

Description

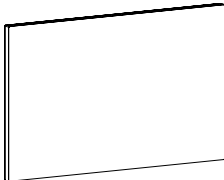
- Use to Create Booths in Single-Sided Applications
- Not Freestanding; Must Connect To Two Lounge Units
- Must Specify Table Bracket Designator: NO TBLBKT or TBLBKT; Must Order View Table Separately
- TV Bracket Not Available On This Panel

List Price/Grade	Yards	COM/1	2	3	4	5	6	7	8	9	10	L1	L2
15-LCP85 Upholstery	5.25	\$ 1607	1859	2064	2269	2578	2899	3350	3812	4363	4993	3187	3859
15-LCP79 Upholstery	4.75	\$ 1530	1758	1943	2129	2409	2699	3107	3525	4024	4594	2960	3568

Must Specify: Table Bracket

- NO TBLBKT No View Booth Table Being Used
- TBLBKT View Booth Table Being Used

Item	Model No.	Width	Depth	Height	Ship Wt	Cubic Ft
HIGH CENTER PANEL SINGLE SIDED	15-HCP85	85½	3	49½	70	12.6
	15-HCP79	79½	3	49½	65	12.6



Must Specify (in this order):

- Model #
- Primary Upholstery
- Table Bracket Designator
- TV Bracket Designator

Description

- Use to Create Booths in Single-Sided Applications
- Not Freestanding; Must Connect To Two Pod Units
- Must Specify Table Bracket Designator: NO TBLBKT or TBLBKT; Must Order View Table Separately
- Must Specify TV Bracket Designator: NO TVBKT or TVBKT; Must Order TV Bracket Separately
- TV Bracket Allows For Use of TVs up to 40" on Panel
- If a Table and/or TV Bracket is Designated, a Grommet or Grommets Will Automatically Be Added to the Panel for Wire Management

List Price/Grade	Yards	COM/1	2	3	4	5	6	7	8	9	10	L1	L2
15-HCP85 Upholstery	7.50	\$ 1933	2293	2586	2878	3321	3778	4423	5083	5871	6771	4191	5151
15-HCP79 Upholstery	7.00	\$ 1854	2190	2463	2736	3149	3576	4178	4794	5529	6369	3961	4857

Must Specify: Table Bracket

- NO TBLBKT No View Booth Table Being Used
- TBLBKT View Booth Table Being Used

Must Specify: TV Bracket

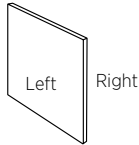
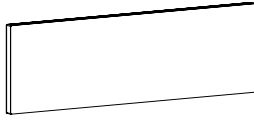
- NO TVBKT No TV Being Used
- TVBKT TV Bracket Being Used

For ordering options, see overview at the beginning of this section.

FIFTEEN LOUNGE

LOUNGE + TABLES BY EDGE DESIGN (15 SERIES)

Item	Model No.	Width	Depth	Height	Ship Wt	Cubic Ft
LOW CENTER PANEL DUAL SIDED	15-DLCP85	85½	3	30¼	50	7.8
	15-DLCP79	79½	3	30¼	43	7.8



Description

- Use to Create Booths in Dual-Sided Applications
- Not Freestanding; Must Connect To Four Lounge Units (Two Units On Each Side)
- Must Specify Table Bracket Designator: NO TBLBKT, L-TBLBKT, R-TBLBKT, or LR-TBLBKT; Must Order View Table Separately
- TV Bracket Not Available On This Panel

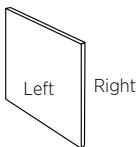
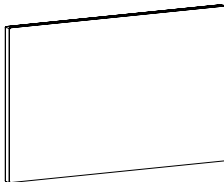
List Price/Grade	Yards	COM/1	2	3	4	5	6	7	8	9	10	L1	L2
15-DLCP85 Upholstery	5.25	\$ 1973	2225	2430	2635	2944	3265	3716	4178	4729	5359	3553	4225
15-DLCP79 Upholstery	4.75	\$ 1896	2124	2309	2495	2775	3065	3473	3891	4390	4960	3326	3934

Must Specify (in this order):
Model #
Primary Upholstery
Table Bracket Designator

Must Specify: Table Bracket

- NO TBLBKT No View Booth Table Being Used
- L-TBLBKT View Booth Table Being Used On Left Side
- R-TBLBKT View Booth Table Being Used on Right Side
- LR-TBLBKT View Booth Table Being Used

Item	Model No.	Width	Depth	Height	Ship Wt	Cubic Ft
DUAL SIDED HIGH CENTER PANEL	15-DHCP85	85½	3	49½	70	12.6
	15-DHCP79	79½	3	49½	65	12.6



Description

- Use to Create Booths in Dual-Sided Applications
- Not Freestanding; Must Connect To Four Lounge Units (Two Units On Each Side)
- Must Specify Table Bracket Designator: NO TBLBKT, L-TBLBKT, R-TBLBKT, or LR-TBLBKT; Must Order View Table Separately
- Must Specify TV Bracket Designator: NO TVBKT, L-TV BKT, R-TV BKT, or LR-TV BKT; Must Order TV Bracket Separately
- TV Bracket Allows For Use of TVs up to 40" on Panel
- If a Table and/or TV Bracket is Designated, a Grommet or Grommets Will Automatically Be Added to the Panel for Wire Management

List Price/Grade	Yards	COM/1	2	3	4	5	6	7	8	9	10	L1	L2
15-DHCP85 Upholstery	7.50	\$ 2299	2659	2952	3244	3687	4144	4789	5449	6237	7137	4557	5517
15-DHCP79 Upholstery	7.00	\$ 2220	2556	2829	3102	3515	3942	4544	5160	5895	6735	4327	5223

Must Specify (in this order):
Model #
Primary Upholstery
Table Bracket Designator
TV Bracket Designator

Must Specify: Table Bracket

- NO TBLBKT No View Booth Table Being Used
- L-TBLBKT View Booth Table Being Used on Left Side
- R-TBLBKT View Booth Table Being Used on Right Side
- LR-TBLBKT View Booth Table Being Used on Left & Right Sides

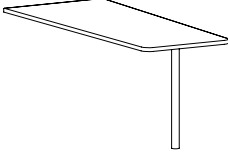
Must Specify: TV Bracket

- NO TVBKT No TV Being Used
- L-TV BKT TV Bracket Being Used on Left Side
- R-TV BKT TV Bracket Being Used on Right Side
- LR-TV BKT TV Bracket Being Used on Left & Right Sides

For ordering options, see overview at the beginning of this section.

FIFTEEN LOUNGE

LOUNGE + TABLES BY EDGE DESIGN (15 SERIES)

Item	Model No.		Width	Depth	Height	Ship Wt	Cubic Ft	List Price	
VIEW BOOTH TABLES			30"W						
	15-E5TV30	TFL	30	71	30	71	52.1	T\$ 778	
	15-E5TV30H	HPL	30	71	30	71	52.1	P\$ 993	
	15-E5TV30V	Veneer	30	71	30	71	52.1	W\$ 1348	
	15-E4TV30	TFL	30	60	30	60	40.3	T\$ 711	
	15-E4TV30H	HPL	30	60	30	60	40.3	P\$ 889	
	15-E4TV30V	Veneer	30	60	30	60	40.3	W\$ 1200	
	15-E3TV30	TFL	30	47	30	41	40.3	T\$ 659	
	15-E3TV30H	HPL	30	47	30	41	40.3	P\$ 849	
	15-E3TV30V	Veneer	30	47	30	41	40.3	W\$ 1084	
	15-E2TV30	TFL	30	36	30	36	40.3	T\$ 615	
	15-E2TV30H	HPL	30	36	30	36	40.3	P\$ 813	
	15-E2TV30V	Veneer	30	36	30	36	40.3	W\$ 973	
	15-E1TV30	TFL	30	26	30	30	40.3	T\$ 572	
	15-E1TV30H	HPL	30	26	30	30	40.3	P\$ 777	
	15-E1TV30V	Veneer	30	26	30	30	40.3	W\$ 828	
				24"W					
		15-E5TV24	TFL	24	71	30	57	52.1	T\$ 724
		15-E5TV24H	HPL	24	71	30	57	52.1	P\$ 888
	15-E5TV24V	Veneer	24	71	30	57	52.1	W\$ 1214	
	15-E4TV24	TFL	24	60	30	48	40.3	T\$ 666	
	15-E4TV24H	HPL	24	60	30	48	40.3	P\$ 831	
	15-E4TV24V	Veneer	24	60	30	48	40.3	W\$ 1091	
	15-E3TV24	TFL	24	47	30	33	40.3	T\$ 624	
	15-E3TV24H	HPL	24	47	30	33	40.3	P\$ 791	
	15-E3TV24V	Veneer	24	47	30	33	40.3	W\$ 988	
	15-E2TV24	TFL	24	36	30	29	40.3	T\$ 584	
	15-E2TV24H	HPL	24	36	30	29	40.3	P\$ 758	
	15-E2TV24V	Veneer	24	36	30	29	40.3	W\$ 858	
	15-E1TV24	TFL	24	26	30	24	40.3	T\$ 551	
	15-E1TV24H	HPL	24	26	30	24	40.3	P\$ 726	
	15-E1TV24V	Veneer	24	26	30	24	40.3	W\$ 767	

Must Specify (in this order):
 Model #
 Finish/Color
 Leg Color
 Grommet/Power/Data

Description

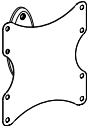
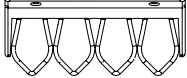
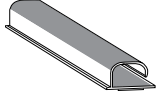


- Available With a Veneer (W), HPL (P), or TFL (T) Top; Must Specify Finish/Color; See Page 57
- Not Freestanding; Must Connect to High or Low-Single or Dual-Sided Center Panel
- Must Specify Leg Finish: Aluminum (ALUM), Black (BLK), or Chrome (CHM)
- Some Assembly Required
- Wire Management, Power/Data, and Grommet Options Available, Starting on Page 72; See Locations on Page 57

T = TFL P = HPL W = Veneer

For ordering options, see overview at the beginning of this section.

FIFTEEN LOUNGE

LOUNGE + TABLES BY EDGE DESIGN (15 SERIES)

Item	Model No.		Width	Depth	Height	Ship Wt	Cubic Ft	List Price
TV BRACKET	01-0603TVBR		12½	13½	19½	5	1.9	\$ 302
	Description <ul style="list-style-type: none"> TV Bracket with Swivel/Tilt 							
Open Market Only								
CABLE GRIP	01-WMGRCB		-	-	-	1	0.1	\$ 16
	Description <ul style="list-style-type: none"> Under Surface Wire Management Black 							
WIRE CHANNEL	01-32125		24	1¾	1	.25	0.3	\$ 96
	Description <ul style="list-style-type: none"> Available in Black Includes (2) Double-Sided Tape Ribbons for Easy Installation Open J Channel for Easy Wire Management 							
VESTA POWER CENTER	01-PDCTR		10¾	12	28¾	14	2.5	\$ 1617
	Description <ul style="list-style-type: none"> Top Includes One (1) Power Outlet, Two (2) USB Ports and One (1) USBC Port; Base Includes Three (3) Outlet Available in White 120" Power Cord Built with Weight Distribution for Optimal Stability Base is 5" Tall 							
SINGLE POWER SAND DOLLAR	01-SAND60PS	Silver	3	3	4	1	0.2	\$ 89
	01-SAND60PW	White						\$ 89
	01-SAND60PB	Black						\$ 89
	Description <ul style="list-style-type: none"> Unit is 2" Diameter; Mounts in 60mm Round Grommet 6' Cord Single Power Outlet 							

For ordering options, see overview at the beginning of this section.

FIFTEEN LOUNGE

LOUNGE + TABLES BY EDGE DESIGN (15 SERIES)

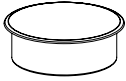
Item	Model No.		Width	Depth	Height	Ship Wt	Cubic Ft	List Price
DOUBLE USB SAND DOLLAR	01-SAND60US	Silver	3	3	4	1	0.2	\$ 252
	01-SAND60UW	White						\$ 252
	01-SAND60UB	Black						\$ 252



Description

- Unit is 2" Diameter; Mounts in 60mm Round Grommet
- 6' Cord
- Double USB

DOCK 950 WIRELESS CHARGER	01-DOCK950B	Black	-	-	-	1	0.2	\$ 242
	01-DOCK950W	White						\$ 242



Open Market Only

Description

- For Use with Wireless Charging Enabled Devices (Qi)
- 5 Watts Maximum Output with a Direct Current of 5V 2A and 10 Watts Maximum with Quick Charge 2.0
- Mounts in 76mm Round Cut-Out
- LED will Confirm Pairing with Device and Begin Wireless Charging

DOCK 150 WIRELESS AND USB CHARGER	01-DOCK150B	Black	-	-	-	1	0.2	\$ 369
	01-DOCK150W	White						\$ 369

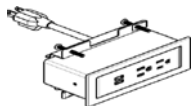


Open Market Only

Description

- For Use with Wireless Charging Enabled Devices (Qi) and USB Charging Devices
- 5 Watt Maximum Output with a Direct Current Input of 5V 6A (Wireless Fast Charge)
- Pop-Up Includes Three (3) USB Ports; One (1) 12 Watt Maximum with 2.4A (USB Fast Charge) and Two (2) 5 Watt with 1A (USB Standard Charge)
- Mounts in 76mm Round Cut-Out
- LED will Confirm Pairing with Device and Begin Wireless Charging
- UL & cUL Certified

DUO BEZEL NEMA PLUG	01-DUOBEZELS	Silver	9	2 1/2	3	1	0.2	\$ 615
	01-DUOBEZELW	White						\$ 615
	01-DUOBEZELB	Black						\$ 615



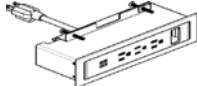
Description

- Worksurface Must Be Routed To Accept Unit, Which Sits Down Into Worksurface Supported By Attractive Slim Fit Bezel
- Two (2) Power / Two (2) USB Power
- Independent USB Circuit Controllers Deliver up to 2.1 Amps to Each Port
- All Mounting Hardware Included
- FCC Part 15A and UL Approved for Horizontal and Vertical Applications
- 10' Cord

For ordering options, see overview at the beginning of this section.

FIFTEEN LOUNGE

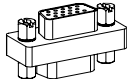
LOUNGE + TABLES BY EDGE DESIGN (15 SERIES)

Item	Model No.		Width	Depth	Height	Ship Wt	Cubic Ft	List Price
	01-TRIOBEZELS	Silver	6½	2⅝	3⅞	1	0.2	\$ 660
	01-TRIOBEZELW	White						\$ 660
	01-TRIOBEZELB	Black						\$ 660

Description

- Worksurface Must Be Routed To Accept Unit, Which Sits Down Into Worksurface Supported By Attractive Slim Fit Bezel
- Three (3) Power/Two (2) USB Power/One (1) Open Data
- Independent USB Circuit Controllers Deliver up to 2.1 Amps to Each Post
- HDMI, VGA, or RJ45 Accessories Sold Separately
- All Mounting Hardware Included
- FCC Part 15A and UL Approved for Horizontal and Vertical Applications
- 10' Cord

TRIO VGA DATA PORT ACCESSORY

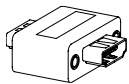


01-LCOMVGA	-	-	-	-	-	-	\$ 111
------------	---	---	---	---	---	---	--------

Description

- VGA Ports for Trio Units

TRIO HDMI DATA PORT ACCESSORY



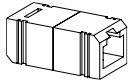
01-LCOMHDMI	-	-	-	-	-	-	\$ 150
-------------	---	---	---	---	---	---	--------

Description

- HDMI Ports for Trio Units

Open Market Only

TRIO RJ45 DATA PORT ACCESSORY



01-LCOMRJ45	-	-	-	-	-	-	\$ 72
-------------	---	---	---	---	---	---	-------

Description

- RJ45 Ports for Trio Units

For ordering options, see overview at the beginning of this section.

Fifteen Pods, another line inspired by Edge Design, provides users with a personal getaway space, private meeting, or collaboration location, and can be placed anywhere in a facility. Designed around the science of acoustics, Fifteen Pods helps to keep conversations contained within and external noises out.

CONSTRUCTION

- Pods are manufactured using Baltic Birch plywood for internal wood components and frame; individually hand assembled with joints mortised and tenoned, screwed, and glued for maximum strength and durability
- High Grade Polyurethane Foam, 2¼” thick in the seat and 1” thick in the back
- View Tables feature square edge profile and are available in Veneer, HPL, and TFL
- Veneer table tops are 1¾” thick with a 3mm veneer edge banding and are made of select-grade sliced Walnut, Cherry, Maple, or composite veneers for maximum grain and color consistency
- HPL tops are 1¾” thick with a 3mm PVC edge bands
- TFL tops are 1” thick with a 3mm PVC edge bands
- Each unit includes non-marring, nylon adjustable glides
- Upholstered units ship fully assembled, while tables require some assembly

HOW TO ORDER EXAMPLES

PODS

Model No.	QTY	Description	Example
15-P11	1	Primary Upholstery	Mayer Fedora Fawn
		Accent Upholstery	Mayer Fedora Espresso
		Surround Upholstery	Mayer Fedora Espresso
		Center Panel Designator	NONE
		Power/Color/Location	ECSL

BOOTHS

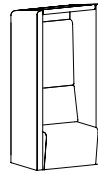
Model No.	QTY	Description	Example
15-P33	1	Primary Upholstery	Architex Hush Ivory
		Accent Upholstery	Architex Catwalk Ritts
		Surround Upholstery	Architex Platform Pistachio
		Center Panel Designator	LEFT
		Power/Color/Location	NONE
15-P33	1	Primary Upholstery	Architex Hush Ivory
		Accent Upholstery	Architex Catwalk Ritts
		Surround Upholstery	Architex Hush Baltic
		Center Panel Designator	RIGHT
		Power/Color/Location	NONE
15-PCPH49	1	Primary Upholstery	Architex Hush Baltic
		Table Bracket Designator	TBLBKT
		TV Bracket Designator	HI-TVBKT
15-E5TV30	1	Finish/Color	WTA
		Leg Color	ALUM
		Grommet/Power Location	D950-E
01-DOCK950W	1	Dock 950 Wireless Charger	Dock950, White
01-0603TVBR	1	TV Bracket	

UPHOLSTERY RECOMMENDATIONS

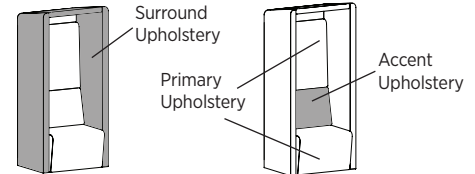
Available in single or contrasting upholsteries in a wide variety of graded-in or contract options, including fabric, vinyl, and leather.

When using contrasting upholstery, note that the Accent Upholstery will be shown on the front and back side of the unit.

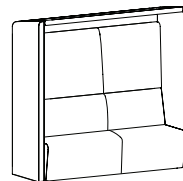
Single Upholstery



Contrasting Upholstery



Some upholsteries are considered directional, such as stripes, patterns and plaids. Each upholstery is reviewed by production for the best application. Some upholsteries may require the pattern to be cut up the roll, which create additional seams in the seats and backs of select units. See the COL/COM Form (Page 176) for additional details.



Additional seams for the 15-33 when upholstery is cut up the roll.

CREATING A BOOTH

At the time of specifying a Pod, we ask that you also designate whether or not you'll be creating a booth.

To insure all necessary hardware is factory installed when creating a booth:

- Order the correct number of Pods to support the Center Panel specified. Single-sided Center Panels require two Pods of any combination model/width
- Each Pod specified must indicate which end will connect to the Center Panel. Left end and right end are determined as you are standing looking at the Pod. For example a single-sided Center Panel requires one Pod specified as a left connection and one Pod specified as right connection.
- Tables and TV Brackets must be ordered separately, however, the Center Panel must be ordered with the corresponding options for connection.
- Tables are not freestanding and must be supported by a Center Panel.
- Keep users connected by specifying and ordering power/data units for the Pods and Table!

CENTER PANEL DESIGNATORS

Pods will be modified to accept Center Panels as specified. We ask that all Pods designate if a Center Panel will be used and which side of the Pod will need to be attached. Left or Right location is based on facing the Pod.

Note: Center Panel must be ordered separately.

STD	No Center Panel
LEFT	Center Panel on Left
RIGHT	Center Panel on Right

CENTER PANEL TABLE OPTIONS

When ordering a Center Panel, we ask that you also designate whether or not you plan to use a View Table with it. This will ensure that the table attachment bracket and a grommet are factory installed for your convenience.

Note: Table must be ordered separately.

NO TBLBKT	No Table Bracket
TBLBKT	Table Bracket



POD POWER/DATA OPTIONS

Note: Specified by Facing the Pod

Power ports are installed on the front of the unit 11¼" up from glide and 6½" in from the outside of the arm.

Each Power Port comes with 1 Outlet and 2 USB

ECSL	ECA Cove, Left Port, Silver (1 Unit)	\$ 888
ECSR	ECA Cove, Right Port, Silver (1 Unit)	\$ 888
ECSLR	ECA Cove, Left and Right Port, Silver (2 Units)	\$ 1776
ECBL	ECA Cove, Left Port, Black (1 Unit)	\$ 888
ECBR	ECA Cove, Right Port, Black (1 Unit)	\$ 888
ECBLR	ECA Cove, Left and Right Port, Black (2 Units)	\$ 1776



ECA Cove

Power installed on front left and/or front right

CENTER PANEL TV ATTACHMENT OPTIONS

When ordering a Center Panel, we ask that you also designate whether or not you plan to use a TV with it. This will ensure that the attachment hardware and a grommet are factory installed for your convenience. The Bracket and Grommet are always centered.

High Center Panels feature optional High TV bracket which allows for use a larger TV.

Note: Recommend using TVs up to 40". Actual TV Bracket must be ordered separately.

NO TVBKT	No TV Bracket
TVBKT	TV Bracket (Placed at 42"H)
HI-TVBKT	High TV Bracket (Placed at 60½"H)

VIEW BOOTH TABLE LEG EDGE PROFILE

Y Square



VENEER (W) TABLE TOP OPTIONS

Tops feature UVAdvantage, an ultra-violet finish, on all exposed surfaces by utilizing roll-coat UV technology.

AW	Artisan Walnut	MW	Mahogany Walnut
AS	Asian Night	MO	Medium Oak*
CO	Columbian Walnut	ORW	Oak Riftwood*
DC	Dark Cherry	SCH	Select Cherry
DFW	Dark Forest Walnut	SKC	Shaker Cherry
EW	Espresso	SBP	Smoky Brown Pear
FO	Fawn Oak*	SM	Sugar Maple
GC	Golden Cherry	SW	Sunglow Walnut
HVM	Harvest Maple	TT	Tavern Teak
HW	Harvest Walnut	WTA	Weathered Ash*
LW	Legacy Walnut	WC	Williamsburg Cherry

* Finish is Low Sheen

TFL (T) AND HPL (P) LAMINATE TABLE TOP OPTIONS

WOODGRAIN

AS	Asian Night	PNW	Pinnacle Walnut
BW	Beigewood	SCH	Select Cherry
CO	Columbian Walnut	SKC	Shaker Cherry
EF	Espresso	SBP	Smoky Brown Pear
GC	Golden Cherry	TK	Studio Teak
HVM	Harvest Maple	SM	Sugar Maple
MW	Mahogany Walnut	WTA	Weathered Ash
ORW	Oak Riftwood	WC	Williamsburg Cherry

SOLID

BL	Black	PPD	Pepperdust
WH	Designer White	SG	Slate Grey
FHG	Fashion Grey	WHS	White Sand

VIEW BOOTH TABLE LEG FINISH OPTIONS

ALUM	Aluminum Leg
BLK	Black Leg
CHM	Chrome Leg

VIEW BOOTH TABLE POWER/DATA OPTIONS

Grommets are available in View Tables for an upcharge or they may be ordered without grommets (specify NO GROMMET on order).

Power/Data units and Wireless Chargers must be ordered separately and specified with a surface mount location. Multiple locations may be selected (End & Center). Only one unit per location.

GROMMET LOCATIONS (Specify Black = BLK or Silver = SLV)

GE	Grommet, End - BLK or SLV	\$	70
GC	Grommet, Center - BLK or SLV	\$	70
GEC	Grommet, End & Center - BLK or SLV	\$	141

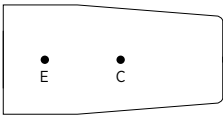
DUO/TRIO BEZEL LOCATIONS

PDC-E	Bezel, End
PDC-C	Bezel, Center
PDC-EC	Bezel, End & Center

WIRELESS CHARGER LOCATIONS

D950-E	Dock 950, End
D950-C	Dock 950, Center
D950-EC	Dock 950, End & Center
D150-E	Dock 150, End
D150-C	Dock 150, Center
D150-EC	Dock 150, End & Center

Grommets, Power Units, Dock 950 Wireless Charger, and Dock 150 Wireless & USB Charger may be ordered in non-standard locations. Call Customer Service to assist with specification and/or please attach a drawing to the PO showing the location of the grommet. Note additional charges and lead times may apply.

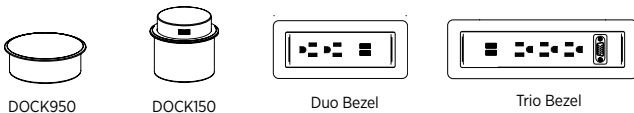


Power locations for the View Table are End, Center, or End & Center

E = End C = Center EC = End & Center
E = 12" from monitor end
C = Centered

EXAMPLES OF POWER/DATA UNITS (See more on Pages 83 to 84)

01-DUOBEZELW	Duo Bezel, White, Specify Location	\$	615
01-DUOBEZELB	Duo Bezel, Black, Specify Location	\$	615
01-DUOBEZELS	Duo Bezel, Silver, Specify Location	\$	615
01-TRIOBEZELW	Trio Bezel, White, Specify Location	\$	660
01-TRIOBEZELB	Trio Bezel, Black, Specify Location	\$	660
01-TRIOBEZELS	Trio Bezel, Silver, Specify Location	\$	660
01-DOCK950W	Dock 950 Wireless Charger, White, Specify Location	\$	242
01-DOCK950B	Dock 950 Wireless Charger, Black, Specify Location	\$	242
01-DOCK150W	Dock 150 Wireless & USB Charger, White, Specify Location	\$	369
01-DOCK150B	Dock 150 Wireless & USB Charger, Black, Specify Location	\$	369

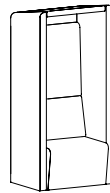


Additional Power/Data and Wire Management Accessories may be found on Pages 82-84


CERTIFICATIONS & COMPLIANCE

- CAL 117-2013 Compliance
- ETL Environmental Certification
- BIFMA level® Certified
- BIFMA Compliant® Certified
- TSCA Title VI (CARB) Compliance
- US Green Building's LEED® Contribution


STATEMENT OF LINE



One Seat Pod
15-P11
(See Page 79)



Two Seat Pod
15-P22
(See Page 79)



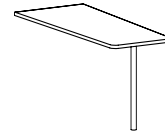
Three Seat Pod
15-33
(See Page 79)



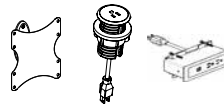
Low Center Panel
15-PCP49 and
15-PCP43
(See Page 80)




High Center Panel
15-PCPH49 and
15-PCPH43
(See Page 80)



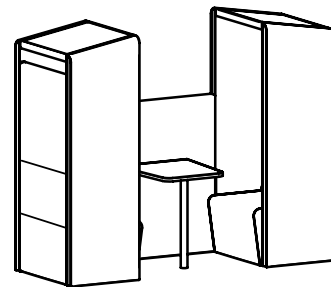
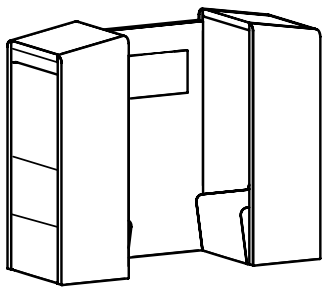
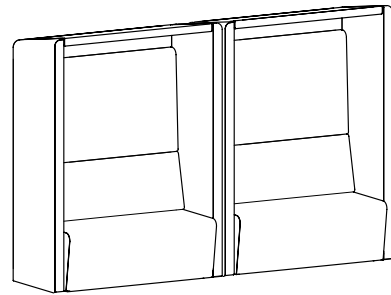
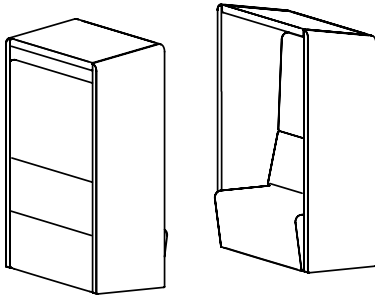
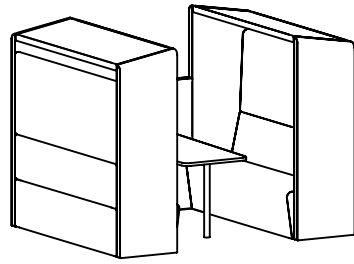
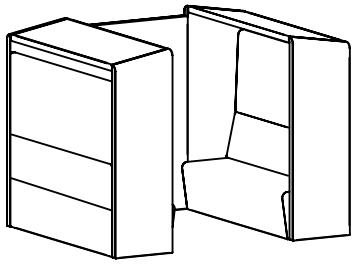
View Table
30"D & 24"D Available in
TFL, HPL and Veneer
(See Page 81)



Accessories Include:
TV Brackets, Power, and
Wireless Chargers
(See Page 82 to 84)



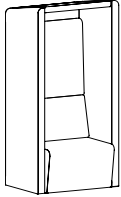
Enhance your space with new Cush Pillows. Available in multiple shapes and sizes, and with or without piping.



FIFTEEN PODS

PODS + TABLES BY EDGE DESIGN (15 SERIES)

Item	Model No.	Chair Width	Chair Depth	Chair Height	Ship Wt	Cubic Ft
ONE SEAT POD	15-P11	33 $\frac{3}{8}$	26 $\frac{3}{8}$	75	97	47.4



Description


- Available with Three Contrasting Upholsteries
- May Be Used in Booth Applications; Must Specify Center Panel Designator: None, Left, or Right (Left or Right Location is Based on Facing the Pod); Order Center Panel Separately
- Optional Power Ports, See Page 77

List Price/Grade	Yards	COM/1	2	3	4	5	6	7	8	9	10	L1	L2
Single Upholstery	12.50	\$ 5412	6012	6500	6987	7725	8487	9562	10662	11975	13475	9175	10775
Contrasting Upholstery													
Primary	3.50	\$ 5456	5624	5761	5897	6104	6317	6618	6926	7294	7714	6510	6958
Accent	1.50	\$ 0	72	131	189	278	369	498	630	788	968	452	644
Surround	8.50	\$ 0	408	740	1071	1573	2091	2822	3570	4463	5483	2559	3647

Must Specify (in this order):

- Model #
- Primary Upholstery
- Accent Upholstery
- Surround Upholstery
- Center Panel Designator
- Optional Power

TWO SEAT POD	15-P22	54 $\frac{3}{4}$	26 $\frac{3}{8}$	75	141	66.8
--------------	--------	------------------	------------------	----	-----	------



Description


- Available with Three Contrasting Upholsteries
- May Be Used in Booth Applications; Must Specify Center Panel Designator: None, Left, or Right (Left or Right Location is Based on Facing the Pod); Order Center Panel Separately
- Optional Power Ports, See Page 77

List Price/Grade	Yards	COM/1	2	3	4	5	6	7	8	9	10	L1	L2
Single Upholstery	16.75	\$ 6669	7473	8126	8780	9768	10790	12230	13704	15463	17473	11711	13855
Contrasting Upholstery													
Primary	5.50	\$ 6702	6966	7181	7395	7720	8055	8528	9012	9590	10250	8358	9062
Accent	2.00	\$ 0	96	174	252	370	492	664	840	1050	1290	602	858
Surround	10.00	\$ 0	480	870	1260	1850	2460	3320	4200	5250	6450	3010	4290

Must Specify (in this order):

- Model #
- Primary Upholstery
- Accent Upholstery
- Surround Upholstery
- Center Panel Designator
- Optional Power

THREE SEAT POD	15-P33	78 $\frac{3}{8}$	26 $\frac{3}{8}$	75	190	96.1
----------------	--------	------------------	------------------	----	-----	------



Description

- Available with Three Contrasting Upholsteries
- May Be Used in Booth Applications; Must Specify Center Panel Designator: None, Left, or Right (Left or Right Location is Based on Facing the Pod); Order Center Panel Separately
- Optional Power Ports, See Page 77

List Price/Grade	Yards	COM/1	2	3	4	5	6	7	8	9	10	L1	L2
Single Upholstery	21.25	\$ 7718	8738	9567	10396	11649	12946	14773	16643	18874	21424	14114	16834
Contrasting Upholstery													
Primary	8.75	\$ 7784	8204	8545	8887	9403	9937	10689	11459	12378	13428	10418	11538
Accent	2.75	\$ 0	132	239	347	509	677	913	1155	1444	1774	828	1180
Surround	11.25	\$ 0	540	979	1418	2081	2768	3735	4725	5906	7256	3386	4826


Must Specify (in this order):

- Model #
- Primary Upholstery
- Accent Upholstery
- Surround Upholstery
- Center Panel Designator
- Optional Power

For ordering options, see overview at the beginning of this section.

FIFTEEN PODS
PODS + TABLES BY EDGE DESIGN (15 SERIES)

Item	Model No.	Width	Depth	Height	Ship Wt	Cubic Ft
LOW CENTER PANEL SINGLE SIDED	15-PCP49 <i>For Use With 30"D View Tables</i>	49	3	49½	45	8.4
	15-PCP43 <i>For Use With 24"D View Tables</i>	43	3	49½	41	8.4



Must Specify (in this order):
Model #
Primary Upholstery
Table Bracket Designator
TV Bracket Designator

Description

- Use to Create Booths in Single-Sided Applications
- Not Freestanding; Must Connect To Two Pod Units
- Must Specify Table Bracket Designator: NO TBLBKT or TBLBKT; Must Order View Table Separately
- Must Specify TV Bracket Designator: NO TVBKT or TVBKT; Must Order TV Bracket Separately
- TV Bracket Allows For Use of TVs up to 40" on Panel
- If a Table and/or TV Bracket is Designated, a Grommet or Grommets Will Automatically Be Added to the Panel for Wire Management

List Price/Grade	Yards	COM/1	2	3	4	5	6	7	8	9	10	L1	L2
15-PCP49 Upholstery 4.50	\$ 1439	1655	1831	2006	2272	2546	2933	3329	3802	4342	2794	3370	
15-PCP43 Upholstery 4.00	\$ 1365	1557	1713	1869	2105	2349	2693	3045	3465	3945	2569	3081	


Must Specify: Table Bracket

NO TBLBKT No View Booth Table Being Used
TBLBKT View Booth Table Being Used

Must Specify: TV Bracket

NO TVBKT No TV Being Used
TVBKT TV Bracket at Standard Height (42"H)

HIGH CENTER PANEL SINGLE SIDED	15-PCPH49 <i>For Use With 30"D View Tables</i>	49	3	69¾	69	9.0
	15-PCPH43 <i>For Use With 24"D View Tables</i>	43	3	69¾	65	9.0



Must Specify (in this order):
Model #
Primary Upholstery
Table Bracket Designator
TV Bracket Designator

Description

- Use to Create Booths in Single-Sided Applications
- Not Freestanding; Must Connect To Two Pod Units
- Must Specify Table Bracket Designator: NO TBLBKT or TBLBKT; Must Order View Table Separately
- Must Specify TV Bracket Designator: NO TVBKT, TVBKT, or HI-TVBKT; Must Order TV Bracket Separately
- TV Bracket Allows For Use of TVs up to 40" on Panel
- If a Table and/or TV Bracket is Designated, a Grommet or Grommets Will Automatically Be Added to the Panel for Wire Management

List Price/Grade	Yards	COM/1	2	3	4	5	6	7	8	9	10	L1	L2
15-PCPH49 Upholstery 6.00	\$ 1876	2164	2398	2632	2986	3352	3868	4396	5026	5746	3682	4450	
15-PCPH43 Upholstery 5.25	\$ 1763	2015	2220	2425	2734	3055	3506	3968	4519	5149	3343	4015	

Must Specify: Table Bracket

NO TBLBKT No View Booth Table Being Used
TBLBKT View Booth Table Being Used

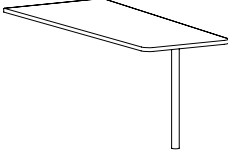
Must Specify: TV Bracket

NO TVBKT No TV Being Used
TVBKT TV Bracket at Standard Height (42"H)
HI-TVBKT TV Bracket at Higher Height (60½"H)

For ordering options, see overview at the beginning of this section.

FIFTEEN PODS

PODS + TABLES BY EDGE DESIGN (15 SERIES)

Item	Model No.		Width	Depth	Height	Ship Wt	Cubic Ft	List Price	
VIEW BOOTH TABLES			30"W						
	15-E5TV30	TFL	30	71	30	71	52.1	T\$ 778	
	15-E5TV30H	HPL	30	71	30	71	52.1	P\$ 993	
	15-E5TV30V	Veneer	30	71	30	71	52.1	W\$ 1348	
	15-E4TV30	TFL	30	60	30	60	40.3	T\$ 711	
	15-E4TV30H	HPL	30	60	30	60	40.3	P\$ 889	
	15-E4TV30V	Veneer	30	60	30	60	40.3	W\$ 1200	
	15-E3TV30	TFL	30	47	30	41	40.3	T\$ 659	
	15-E3TV30H	HPL	30	47	30	41	40.3	P\$ 849	
	15-E3TV30V	Veneer	30	47	30	41	40.3	W\$ 1084	
	15-E2TV30	TFL	30	36	30	36	40.3	T\$ 615	
	15-E2TV30H	HPL	30	36	30	36	40.3	P\$ 813	
	15-E2TV30V	Veneer	30	36	30	36	40.3	W\$ 973	
	15-E1TV30	TFL	30	26	30	30	40.3	T\$ 572	
	15-E1TV30H	HPL	30	26	30	30	40.3	P\$ 777	
	15-E1TV30V	Veneer	30	26	30	30	40.3	W\$ 828	
				24"W					
		15-E5TV24	TFL	24	71	30	57	52.1	T\$ 724
		15-E5TV24H	HPL	24	71	30	57	52.1	P\$ 888
	15-E5TV24V	Veneer	24	71	30	57	52.1	W\$ 1214	
	15-E4TV24	TFL	24	60	30	48	40.3	T\$ 666	
	15-E4TV24H	HPL	24	60	30	48	40.3	P\$ 831	
	15-E4TV24V	Veneer	24	60	30	48	40.3	W\$ 1091	
	15-E3TV24	TFL	24	47	30	33	40.3	T\$ 624	
	15-E3TV24H	HPL	24	47	30	33	40.3	P\$ 791	
	15-E3TV24V	Veneer	24	47	30	33	40.3	W\$ 988	
	15-E2TV24	TFL	24	36	30	29	40.3	T\$ 584	
	15-E2TV24H	HPL	24	36	30	29	40.3	P\$ 758	
	15-E2TV24V	Veneer	24	36	30	29	40.3	W\$ 858	
	15-E1TV24	TFL	24	26	30	24	40.3	T\$ 551	
	15-E1TV24H	HPL	24	26	30	24	40.3	P\$ 726	
	15-E1TV24V	Veneer	24	26	30	24	40.3	W\$ 767	

Must Specify (in this order):

Model #
Finish/Color
Leg Color
Grommet/Power/Data

Description

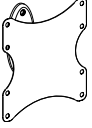
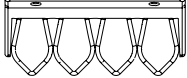
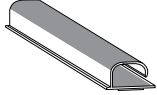

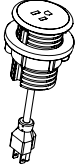
- Available With a Veneer (W), HPL (P), or TFL (T) Top; Must Specify Finish/Color; See Page 76
- Not Freestanding; Must Connect to High or Low Center Panel
- Must Specify Leg Finish: Aluminum (ALUM), Black (BLK), or Chrome (CHM)
- Some Assembly Required
- Wire Management, Power/Data, and Grommet Options Available, Starting on Page 82; See Locations on Page 77

T = TFL P = HPL W = Veneer

For ordering options, see overview at the beginning of this section.

FIFTEEN PODS

PODS + TABLES BY EDGE DESIGN (15 SERIES)

Item	Model No.	Width	Depth	Height	Ship Wt	Cubic Ft	List Price	
TV BRACKET	01-0603TVBR	12½	13½	19½	5	1.9	\$ 302	
	Description <ul style="list-style-type: none"> TV Bracket with Swivel/Tilt 							
Open Market Only								
CABLE GRIP	01-WMGRCB	-	-	-	1	0.1	\$ 16	
	Description <ul style="list-style-type: none"> Under Surface Wire Management Black 							
WIRE CHANNEL	01-32125	24	1¾	1	.25	0.3	\$ 96	
	Description <ul style="list-style-type: none"> Available in Black Includes (2) Double-Sided Tape Ribbons for Easy Installation Open J Channel for Easy Wire Management 							
VESTA POWER CENTER	01-PDCTR	10¾	12	28¾	14	2.5	\$ 1617	
	Description <ul style="list-style-type: none"> Top Includes One (1) Power Outlet, Two (2) USB Ports and One (1) USBC Port; Base Includes Three (3) Outlet Available in White 120" Power Cord Built with Weight Distribution for Optimal Stability Base is 5" Tall 							
SINGLE POWER SAND DOLLAR	01-SAND60PS	Silver	3	3	4	1	0.2	\$ 89
	01-SAND60PW	White						\$ 89
	01-SAND60PB	Black						\$ 89
	Description <ul style="list-style-type: none"> Unit is 2" Diameter; Mounts in 60mm Round Grommet 6' Cord Single Power Outlet 							

For ordering options, see overview at the beginning of this section.

FIFTEEN PODS

PODS + TABLES BY EDGE DESIGN (15 SERIES)

Item	Model No.		Width	Depth	Height	Ship Wt	Cubic Ft	List Price
DOUBLE USB SAND DOLLAR	01-SAND60US	Silver	3	3	4	1	0.2	\$ 252
	01-SAND60UW	White						\$ 252
	01-SAND60UB	Black						\$ 252



Description

- Unit is 2" Diameter; Mounts in 60mm Round Grommet
- 6' Cord
- Double USB

DOCK 950 WIRELESS CHARGER	01-DOCK950B	Black	-	-	-	1	0.2	\$ 242
	01-DOCK950W	White						\$ 242



Open Market Only

Description

- For Use with Wireless Charging Enabled Devices (Qi)
- 5 Watts Maximum Output with a Direct Current of 5V 2A and 10 Watts Maximum with Quick Charge 2.0
- Mounts in 76mm Round Cut-Out
- LED will Confirm Pairing with Device and Begin Wireless Charging

DOCK 150 WIRELESS AND USB CHARGER	01-DOCK150B	Black	-	-	-	1	0.2	\$ 369
	01-DOCK150W	White						\$ 369

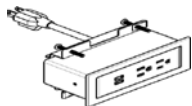


Open Market Only

Description

- For Use with Wireless Charging Enabled Devices (Qi) and USB Charging Devices
- 5 Watt Maximum Output with a Direct Current Input of 5V 6A (Wireless Fast Charge)
- Mounts in 76mm Round Cut-Out
- Pop-Up Includes Three (3) USB Ports; One (1) 12 Watt Maximum with 2.4A (USB Fast Charge) and Two (2) 5 Watt with 1A (USB Standard Charge)
- LED will Confirm Pairing with Device and Begin Wireless Charging
- UL & cUL Certified

DUO BEZEL NEMA PLUG	01-DUOBEZELS	Silver	9	2 1/2	3	1	0.2	\$ 615
	01-DUOBEZELW	White						\$ 615
	01-DUOBEZELB	Black						\$ 615



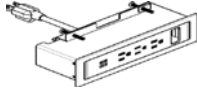
Description

- Worksurface Must Be Routed To Accept Unit, Which Sits Down Into Worksurface Supported By Attractive Slim Fit Bezel
- Two (2) Power / Two (2) USB Power
- Independent USB Circuit Controllers Deliver up to 2.1 Amps to Each Port
- All Mounting Hardware Included
- FCC Part 15A and UL Approved for Horizontal and Vertical Applications
- 10' Cord

For ordering options, see overview at the beginning of this section.

FIFTEEN PODS

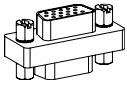
PODS + TABLES BY EDGE DESIGN (15 SERIES)

Item	Model No.		Width	Depth	Height	Ship Wt	Cubic Ft	List Price
	01-TRIOBEZELS	Silver	6½	2½	3¼	1	0.2	\$ 660
	01-TRIOBEZELW	White						\$ 660
	01-TRIOBEZELB	Black						\$ 660

Description

- Worksurface Must Be Routed To Accept Unit, Which Sits Down Into Worksurface Supported By Attractive Slim Fit Bezel
- Three (3) Power/Two (2) USB Power/One (1) Open Data
- Independent USB Circuit Controllers Deliver up to 2.1 Amps to Each Post
- HDMI, VGA, or RJ45 Accessories Sold Separately
- All Mounting Hardware Included
- FCC Part 15A and UL Approved for Horizontal and Vertical Applications
- 10' Cord

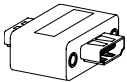
TRIO VGA DATA PORT ACCESSORY	01-LCOMVGA		-	-	-	-		\$ 111
---------------------------------	------------	--	---	---	---	---	--	--------



Description

- VGA Ports for Trio Units

TRIO HDMI DATA PORT ACCESSORY	01-LCOMHDMI		-	-	-	-		\$ 150
----------------------------------	-------------	--	---	---	---	---	--	--------

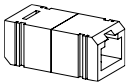


Open Market Only

Description

- HDMI Ports for Trio Units

TRIO RJ45 DATA PORT ACCESSORY	01-LCOMRJ45		-	-	-	-		\$ 72
----------------------------------	-------------	--	---	---	---	---	--	-------



Description

- RJ45 Ports for Trio Units

For ordering options, see overview at the beginning of this section.

Experience the staying power of classic design paired with keen, modern interiors. Available in three arm styles, fully-upholstered or with clean out backs, and in standard and bariatric sizes, Gleem’s proven steam bending technique and handcrafted construction create a long lasting, superior chair. Create the perfect look, and provide lasting comfort for a diverse range of users. Bariatric models support users up to 400lbs. And the entire collection features a wall saver design, preventing the chair back from hitting and marring walls.

CONSTRUCTION

- Exposed wood components are manufactured using European Beech and are free of spirits, discoloration, pits, shakes, and wormholes
- All chair joints are double-doweled or mortised and tenoned, screwed, and glued for maximum strength and durability
- Frames are individually hand assembled and sanded prior to being finished
- Non-marring nylon glides included in each leg at floor level
- High Grade Polyurethane Foam, 1½" thick in the seat and 1" thick in the back
- High quality resilient sheet webbing ensures a comfortable seating application
- Ships fully assembled

HOW TO ORDER EXAMPLE

Model No.	Description	Example
395	Finish	HVM
	Primary Upholstery	Momentum Beeline EPU Autumn
	Accent Upholstery	Momentum Beeline EPU Canvas
	Glides	STD

WOOD FINISHES

Indiana Furniture uses a multi-step, hand finishing process on all exposed wood frames.

Chairs feature a catalyzed varnish finish which offers durability, lasting beauty, and resistance to normal wear.


AW Artisan Walnut	MW Mahogany Walnut
AS Asian Night	MO Medium Oak*
BW Beigewood*	ORW Oak Riftwood*
BL Black	PNW Pinnacle Walnut
CO Columbian Walnut	SCH Select Cherry
DC Dark Cherry	SKC Shaker Cherry
DFW Dark Forest Walnut*	SBP Smoky Brown Pear*
WH Designer White	TK Studio Teak
EF Espresso	SM Sugar Maple
FO Fawn Oak*	SW Sunglow Walnut
GC Golden Cherry	TT Tavern Teak*
HVM Harvest Maple*	WTA Weathered Ash*
HW Harvest Walnut	WC Williamsburg Cherry
LW Legacy Walnut	

* Finish is Low Sheen

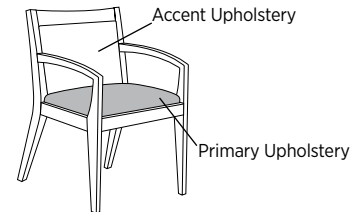
UPHOLSTERY OPTIONS

Available in single or contrasting upholsteries in a wide variety of graded-in or contract options, including fabric, vinyl, and leather.

Single Upholstery



Contrasting Upholstery

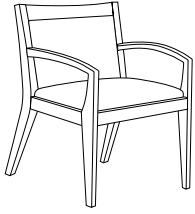


GLIDE OPTIONS

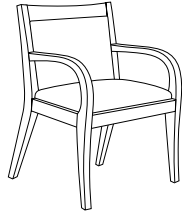
STD	Nylon Glides	Std
FELT	Felt Glides	\$ N/C

CERTIFICATIONS & COMPLIANCE


- CAL 117-2013 Compliance
- ETL Environmental Certification
- BIFMA level® Certified
- BIFMA Compliant® Certified
- TSCA Title VI (CARB) Compliance
- US Green Building's LEED® Contribution




Arch Arm
395
(See Page 87)



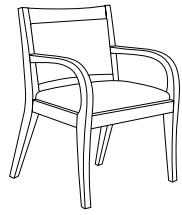
Curved Arm
396
(See Page 88)




Swoop Arm
398
(See Page 89)




Arch Arm,
Clean Out Back
395C
(See Page 87)



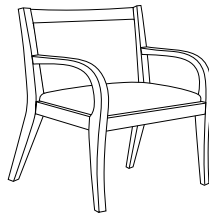
Curved Arm, Clean
Out Back
396C
(See Page 88)



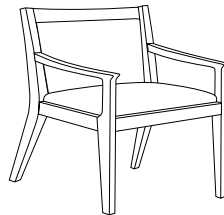
Swoop Arm, Clean
Out Back
398C
(See Page 89)




Arch Arm, Bariatric
395B
(See Page 87)



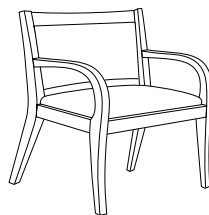
Curved Arm, Bariatric
396B
(See Page 88)



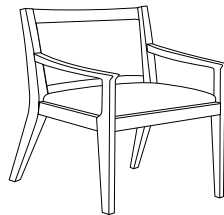
Swoop Arm, Bariatric
398B
(See Page 89)



Arch Arm, Bariatric,
Clean Out
395BC
(See Page 87)

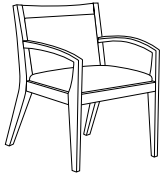


Curved Arm,
Bariatric, Clean Out
396BC
(See Page 88)



Swoop Arm,
Bariatric, Clean Out
398BC
(See Page 89)

Item	Model No.	Chair Width	Chair Depth	Chair Height	Seat Width	Seat Depth	Seat Height	Arm Height	Ship Wt	Cubic Ft
ARCH ARM GUEST	395	23¾	24	31¾	20¾	18¾	17¼	24	25	16.9



Description

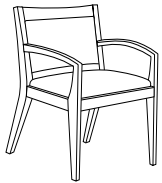
- Available with Contrasting Upholsteries
- Wall Saver Design

Must Specify (in this order):

- Model #
- Finish
- Primary Upholstery
- Accent Upholstery
- Glide

List Price/Grade	Yards	COM/1	2	3	4	5	6	7	8	9	10	L1	L2
Single Upholstery	1.50	\$ 1139	1211	1270	1328	1417	1508	1637	1769	1927	2107	1591	1783
Contrasting Upholstery													
Primary	1.00	\$ 1150	1198	1237	1276	1335	1396	1482	1570	1675	1795	1451	1579
Accent	0.75	\$ 0	36	65	95	139	185	249	315	394	484	226	322

ARCH ARM, CLEAN OUT BACK GUEST	395C	23¾	24	31¾	20¾	18¾	17¼	24	25	16.9
--------------------------------	------	-----	----	-----	-----	-----	-----	----	----	------



Description


- Available with Contrasting Upholsteries
- Wall Saver Design

Must Specify (in this order):

- Model #
- Finish
- Primary Upholstery
- Accent Upholstery
- Glide

List Price/Grade	Yards	COM/1	2	3	4	5	6	7	8	9	10	L1	L2
Single Upholstery	1.50	\$ 1139	1211	1270	1328	1417	1508	1637	1769	1927	2107	1591	1783
Contrasting Upholstery													
Primary	1.00	\$ 1150	1198	1237	1276	1335	1396	1482	1570	1675	1795	1451	1579
Accent	0.75	\$ 0	36	65	95	139	185	249	315	394	484	226	322

BARIATRIC, ARCH ARM GUEST	395B	33¾	24	31¾	30¾	18¾	17¼	24	28	25.7
---------------------------	------	-----	----	-----	-----	-----	-----	----	----	------



Description


- Available with Contrasting Upholsteries
- Wall Saver Design
- Supports Users Up To 400lbs

Must Specify (in this order):

- Model #
- Finish
- Primary Upholstery
- Accent Upholstery
- Glide

List Price/Grade	Yards	COM/1	2	3	4	5	6	7	8	9	10	L1	L2
Single Upholstery	2.00	\$ 1428	1524	1602	1680	1798	1920	2092	2268	2478	2718	2030	2286
Contrasting Upholstery													
Primary	1.25	\$ 1450	1510	1559	1608	1681	1758	1865	1975	2106	2256	1826	1986
Accent	1.25	\$ 0	60	109	158	231	308	415	525	656	806	376	536

BARIATRIC, ARCH ARM, CLEAN OUT BACK GUEST	395BC	33¾	24	31¾	30¾	18¾	17¼	24	28	25.69
---	-------	-----	----	-----	-----	-----	-----	----	----	-------



Description

- Available with Contrasting Upholsteries
- Wall Saver Design
- Supports Users Up To 400lbs

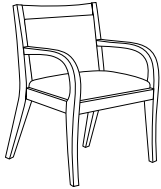
Must Specify (in this order):

- Model #
- Finish
- Primary Upholstery
- Accent Upholstery
- Glide

List Price/Grade	Yards	COM/1	2	3	4	5	6	7	8	9	10	L1	L2
Single Upholstery	2.00	\$ 1428	1524	1602	1680	1798	1920	2092	2268	2478	2718	2030	2286
Contrasting Upholstery													
Primary	1.25	\$ 1450	1510	1559	1608	1681	1758	1865	1975	2106	2256	1826	1986
Accent	1.25	\$ 0	60	109	158	231	308	415	525	656	806	376	536

For ordering options, see overview at the beginning of this section.

Item	Model No.	Chair Width	Chair Depth	Chair Height	Seat Width	Seat Depth	Seat Height	Arm Height	Ship Wt	Cubic Ft
CURVED ARM GUEST	396	23¾	24	31¾	20¾	18¾	17¼	25½	25	16.9



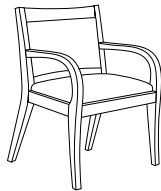
Must Specify (in this order):
 Model #
 Finish
 Primary Upholstery
 Accent Upholstery
 Glide

Description

- Available with Contrasting Upholsteries
- Wall Saver Design

List Price/Grade	Yards	COM/1	2	3	4	5	6	7	8	9	10	L1	L2
Single Upholstery	1.50	\$ 1139	1211	1270	1328	1417	1508	1637	1769	1927	2107	1591	1783
Contrasting Upholstery													
Primary	1.00	\$ 1150	1198	1237	1276	1335	1396	1482	1570	1675	1795	1451	1579
Accent	0.75	\$ 0	36	65	95	139	185	249	315	394	484	226	322

CURVED ARM, CLEAN OUT BACK GUEST	396C	23¾	24	31¾	20¾	18¾	17¼	25½	25	16.9
----------------------------------	------	-----	----	-----	-----	-----	-----	-----	----	------



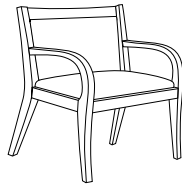
Must Specify (in this order):
 Model #
 Finish
 Primary Upholstery
 Accent Upholstery
 Glide

Description

- Available with Contrasting Upholsteries
- Wall Saver Design

List Price/Grade	Yards	COM/1	2	3	4	5	6	7	8	9	10	L1	L2
Single Upholstery	1.50	\$ 1139	1211	1270	1328	1417	1508	1637	1769	1927	2107	1591	1783
Contrasting Upholstery													
Primary	1.00	\$ 1150	1198	1237	1276	1335	1396	1482	1570	1675	1795	1451	1579
Accent	0.75	\$ 0	36	65	95	139	185	249	315	394	484	226	322

BARIATRIC, CURVED ARM GUEST	396B	33¾	24	31¾	30¾	18¾	17¼	25½	28	25.7
-----------------------------	------	-----	----	-----	-----	-----	-----	-----	----	------



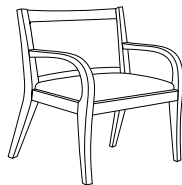
Must Specify (in this order):
 Model #
 Finish
 Primary Upholstery
 Accent Upholstery
 Glide

Description

- Available with Contrasting Upholsteries
- Wall Saver Design
- Supports Users Up To 400lbs

List Price/Grade	Yards	COM/1	2	3	4	5	6	7	8	9	10	L1	L2
Single Upholstery	2.00	\$ 1428	1524	1602	1680	1798	1920	2092	2268	2478	2718	2030	2286
Contrasting Upholstery													
Primary	1.25	\$ 1450	1510	1559	1608	1681	1758	1865	1975	2106	2256	1826	1986
Accent	1.25	\$ 0	60	109	158	231	308	415	525	656	806	376	536

BARIATRIC, CURVED ARM, CLEAN OUT BACK GUEST	396BC	33¾	24	31¾	30¾	18¾	17¼	25½	28	25.7
---	-------	-----	----	-----	-----	-----	-----	-----	----	------



Must Specify (in this order):
 Model #
 Finish
 Primary Upholstery
 Accent Upholstery
 Glide

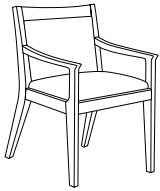
Description

- Available with Contrasting Upholsteries
- Wall Saver Design
- Supports Users Up To 400lbs

List Price/Grade	Yards	COM/1	2	3	4	5	6	7	8	9	10	L1	L2
Single Upholstery	2.00	\$ 1428	1524	1602	1680	1798	1920	2092	2268	2478	2718	2030	2286
Contrasting Upholstery													
Primary	1.25	\$ 1450	1510	1559	1608	1681	1758	1865	1975	2106	2256	1826	1986
Accent	1.25	\$ 0	60	109	158	231	308	415	525	656	806	376	536

For ordering options, see overview at the beginning of this section.

Item	Model No.	Chair Width	Chair Depth	Chair Height	Seat Width	Seat Depth	Seat Height	Arm Height	Ship Wt	Cubic Ft
SWOOP ARM GUEST	398	23¾	24	31¾	20¾	18¾	17¼	23	25	16.9



Must Specify (in this order):
Model #
Finish
Primary Upholstery
Accent Upholstery
Glide

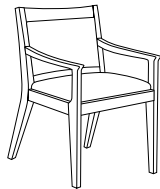
Description

- Available with Contrasting Upholsteries
- Wall Saver Design

List Price/Grade	Yards	COM/1	2	3	4	5	6	7	8	9	10	L1	L2
Single Upholstery	1.50	\$ 1139	1211	1270	1328	1417	1508	1637	1769	1927	2107	1591	1783
Contrasting Upholstery													
Primary	1.00	\$ 1150	1198	1237	1276	1335	1396	1482	1570	1675	1795	1451	1579
Accent	0.75	\$ 0	36	65	95	139	185	249	315	394	484	226	322

SWOOP ARM, CLEAN OUT BACK GUEST

398C	23¾	24	31¾	20¾	18¾	17¼	23	25	16.9
------	-----	----	-----	-----	-----	-----	----	----	------



Must Specify (in this order):
Model #
Finish
Primary Upholstery
Accent Upholstery
Glide

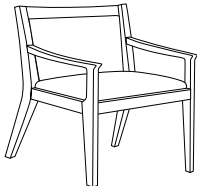
Description

- Available with Contrasting Upholsteries
- Wall Saver Design

List Price/Grade	Yards	COM/1	2	3	4	5	6	7	8	9	10	L1	L2
Single Upholstery	1.50	\$ 1139	1211	1270	1328	1417	1508	1637	1769	1927	2107	1591	1783
Contrasting Upholstery													
Primary	1.00	\$ 1150	1198	1237	1276	1335	1396	1482	1570	1675	1795	1451	1579
Accent	0.75	\$ 0	36	65	95	139	185	249	315	394	484	226	322

BARIATRIC, SWOOP ARM GUEST

398B	23¾	24	31¾	30¾	18¾	17¼	28	28	25.7
------	-----	----	-----	-----	-----	-----	----	----	------



Must Specify (in this order):
Model #
Finish
Primary Upholstery
Accent Upholstery
Glide


Description

- Available with Contrasting Upholsteries
- Wall Saver Design
- Supports Users Up To 400lbs

List Price/Grade	Yards	COM/1	2	3	4	5	6	7	8	9	10	L1	L2
Single Upholstery	2.00	\$ 1428	1524	1602	1680	1798	1920	2092	2268	2478	2718	2030	2286
Contrasting Upholstery													
Primary	1.25	\$ 1450	1510	1559	1608	1681	1758	1865	1975	2106	2256	1826	1986
Accent	1.25	\$ 0	60	109	158	231	308	415	525	656	806	376	536

BARIATRIC, SWOOP ARM, CLEAN OUT BACK GUEST

398BC	23¾	24	31¾	30¾	18¾	17¼	28	28	25.7
-------	-----	----	-----	-----	-----	-----	----	----	------



Must Specify (in this order):
Model #
Finish
Primary Upholstery
Accent Upholstery
Glide

Description

- Available with Contrasting Upholsteries
- Wall Saver Design
- Supports Users Up To 400lbs

List Price/Grade	Yards	COM/1	2	3	4	5	6	7	8	9	10	L1	L2
Single Upholstery	2.00	\$ 1428	1524	1602	1680	1798	1920	2092	2268	2478	2718	2030	2286
Contrasting Upholstery													
Primary	1.25	\$ 1450	1510	1559	1608	1681	1758	1865	1975	2106	2256	1826	1986
Accent	1.25	\$ 0	60	109	158	231	308	415	525	656	806	376	536

For ordering options, see overview at the beginning of this section.

Carved arm accents and optional button tailoring make Halsted a handsome and versatile addition to office, lounge, or conference environments. Select caster models for easy mobility.

CONSTRUCTION

- Exposed wood components and chair frame are manufactured using European Beech and are free of spirits, discoloration, pits, shakes, and wormholes
- All chair joints are double-doweled or mortised and tenoned, screwed, and glued for maximum strength and durability
- All seats feature corner blocking
- Frames are individually hand assembled and sanded prior to being finished
- Non-marring nylon glides included in each leg at floor level
- High Grade Polyurethane Foam, 2" thick in the seat and 1½" thick in the back
- Textiles are sewn with double stitch seams
- High quality resilient sheet webbing ensures a comfortable seating application
- Ships fully assembled

HOW TO ORDER EXAMPLE

Model No.	Description	Example
166TB	Finish	WC
	Upholstery	UF Brisa Original Truffle
	Casters	-
	Glides	STD

WOOD FINISHES

Indiana Furniture uses a multi-step, hand finishing process on all exposed wood frames.

Chairs feature a catalyzed varnish finish which offers durability, lasting beauty, and resistance to normal wear.

AW Artisan Walnut	MW Mahogany Walnut
AS Asian Night	MO Medium Oak*
BW Beigewood*	ORW Oak Riftwood*
BL Black	PNW Pinnacle Walnut
CO Columbian Walnut	SCH Select Cherry
DC Dark Cherry	SKC Shaker Cherry
DFW Dark Forest Walnut*	SBP Smoky Brown Pear*
WH Designer White	TK Studio Teak
EF Espresso	SM Sugar Maple
FO Fawn Oak*	SW Sunglow Walnut
GC Golden Cherry	TT Tavern Teak*
HVM Harvest Maple*	WTA Weathered Ash*
HW Harvest Walnut	WC Williamsburg Cherry
LW Legacy Walnut	

* Finish is Low Sheen

UPHOLSTERY OPTIONS

Available in single upholstery in a wide variety of graded-in or contract options, including fabric, vinyl, and leather.

CASTERS (IF APPLICABLE)

STD	Brass Hooded Wheel Caster	Std
SLVR	Silver Hooded Wheel Caster	\$ N/C

GLIDE OPTIONS (IF APPLICABLE)

STD	Nylon Glides	Std
FELT	Felt Glides	\$ N/C

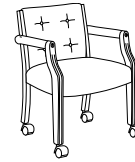
CERTIFICATIONS & COMPLIANCE

- CAL 117-2013 Compliance
- ETL Environmental Certification
- BIFMA level® Certified
- BIFMA Compliant® Certified
- TSCA Title VI (CARB) Compliance
- US Green Building's LEED® Contribution

STATEMENT OF LINE



Tufted Back Guest
166TB
(See Page 92)



Tufted Back on Casters
168TB
(See Page 92)



Guest
166
(See Page 92)



Guest on Casters
168
(See Page 92)

Item	Model No.	Chair Width	Chair Depth	Chair Height	Seat Width	Seat Depth	Seat Height	Arm Height	Ship Wt	Cubic Ft
GUEST WITH TUFTED BACK	166TB	23½	23	32	19	16½	17	26	32	16.9

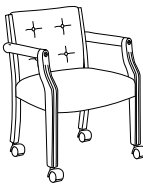


Must Specify (in this order):

- Model #
- Finish
- Upholstery
- Glide

List Price/Grade	Yards	COM/1	2	3	4	5	6	7	8	9	10	L1	L2
Single Upholstery	1.50	\$ 1639	1711	1770	1828	1917	2008	2137	2269	2427	2607	2091	2283

GUEST WITH TUFTED BACK ON CASTERS	168TB	23½	23	32	19	16½	17	26	32	16.9
-----------------------------------	-------	-----	----	----	----	-----	----	----	----	------



Description

- Standard with: Brass Hooded Dual Wheel Casters
- Optional Silver Casters

List Price/Grade	Yards	COM/1	2	3	4	5	6	7	8	9	10	L1	L2
Single Upholstery	1.50	\$ 1689	1761	1820	1878	1967	2058	2187	2319	2477	2657	2141	2333

Must Specify (in this order):

- Model #
- Finish
- Upholstery
- Caster

GUEST CHAIR	166	23½	23	32	19	16½	17	26	32	16.9
-------------	-----	-----	----	----	----	-----	----	----	----	------

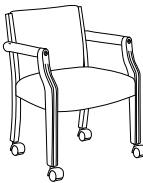


List Price/Grade	Yards	COM/1	2	3	4	5	6	7	8	9	10	L1	L2
Single Upholstery	1.50	\$ 1590	1662	1721	1779	1868	1959	2088	2220	2378	2558	2042	2234

Must Specify (in this order):

- Model #
- Finish
- Upholstery
- Glide

GUEST CHAIR WITH CASTERS	168	23½	23	32	19	16½	17	26	32	16.9
--------------------------	-----	-----	----	----	----	-----	----	----	----	------



Description

- Standard with: Brass Hooded Dual Wheel Casters
- Optional Silver Casters

List Price/Grade	Yards	COM/1	2	3	4	5	6	7	8	9	10	L1	L2
Single Upholstery	1.50	\$ 1638	1710	1769	1827	1916	2007	2136	2268	2426	2606	2090	2282

Must Specify (in this order):

- Model #
- Finish
- Upholstery
- Caster

For ordering options, see overview at the beginning of this section.

Inspiration is designed to bring function and style to open workspaces. Tandem sections in one, two, or three seats combine with corner and straight tables to work in all spaces. Freestanding guest, bariatric, lamp and magazine tables, and a bench complete the line. Available in full and half upholstered backs (with a curved appeal!). Bariatric models tested for users up to 400lbs.

CONSTRUCTION

- Exposed wood components are manufactured using European Beech and are free of spirits, discoloration, pits, shakes, and wormholes
- All chair joints are double-doweled or mortised and tenoned, screwed, and glued for maximum strength and durability
- Frames are individually hand assembled and sanded prior to being finished
- Non-marring nylon glides included in each leg at floor level
- High Grade Polyurethane Foam, 1½" thick in the seat and back
- High quality resilient sheet webbing ensures a comfortable seating application
- Seating ships fully assembled; some assembly required with tables

HOW TO ORDER EXAMPLE

SEATING

Model No.	Description	Example
483	Finish	TT
	Primary Upholstery	Momentum Bravo II Driftwood
	Accent Upholstery	Momentum Bravo II Outback
	Glides	STD

TABLES

Model No.	Description	Example
48-1620GT	Finish	TT

WOOD FINISHES

Indiana Furniture uses a multi-step, hand finishing process on all exposed wood frames.

Chairs feature a catalyzed varnish finish which offers durability, lasting beauty, and resistance to normal wear.


AW Artisan Walnut	MW Mahogany Walnut
AS Asian Night	MO Medium Oak*
BW Beigewood*	ORW Oak Riftwood*
BL Black	PNW Pinnacle Walnut
CO Columbian Walnut	SCH Select Cherry
DC Dark Cherry	SKC Shaker Cherry
DFW Dark Forest Walnut*	SBP Smoky Brown Pear*
WH Designer White	TK Studio Teak
EF Espresso	SM Sugar Maple
FO Fawn Oak*	SW Sunglow Walnut
GC Golden Cherry	TT Tavern Teak*
HVM Harvest Maple*	WTA Weathered Ash*
HW Harvest Walnut	WC Williamsburg Cherry
LW Legacy Walnut	

* Finish is Low Sheen

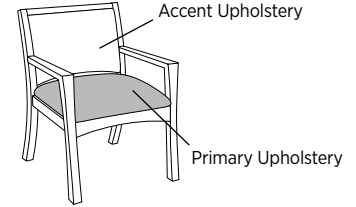
UPHOLSTERY OPTIONS

Available in single or contrasting upholsteries in a wide variety of graded-in or contract options, including fabric, vinyl, and leather.

Single Upholstery



Contrasting Upholstery



GLIDE OPTIONS

STD	Nylon Glides	Std
FELT	Felt Glides	\$ N/C

CERTIFICATIONS & COMPLIANCE

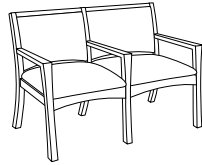
- CAL 117-2013 Compliance
- ETL Environmental Certification
- BIFMA level® Certified
- BIFMA Compliant® Certified
- TSCA Title VI (CARB) Compliance
- US Green Building's LEED® Contribution



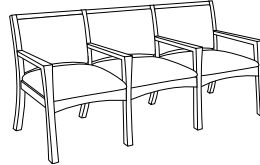
Seating + Tables



Fully Upholstered
Guest: 486
(See Page 95)



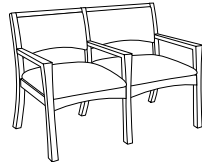
Fully Upholstered, 2-Seat
Tandem: 4862
(See Page 95)



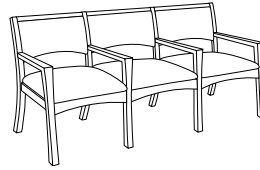
Fully Upholstered,
3-Seat Tandem: 4863
(See Page 95)



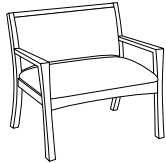
½ Upholstered Guest
487
(See Page 96)



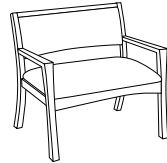
½ Upholstered, 2-Seat
Tandem
4872
(See Page 96)



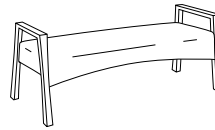
½ Upholstered, 3-Seat
Tandem
4873
(See Page 96)



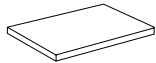
Fully Upholstered
Bariatric
485
(See Page 95)



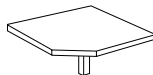
½ Upholstered Bariatric
483
(See Page 96)



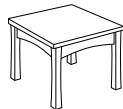
Lounge Bench
496
(See Page 97)




Rectangular Ganging
Table
48-1620GT
(See Page 97)



Corner Ganging
Table
48-2424GTC
(See Page 97)

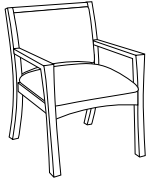


Lamp Table
48-2424LT:
(See Page 97)



Magazine Table
48-1836MT
(See Page 97)

Item	Model No.	Chair Width	Chair Depth	Chair Height	Seat Width	Seat Depth	Seat Height	Arm Height	Ship Wt	Cubic Ft
GUEST, FULL UPHOLSTERED BACK	486	24½	26¼	34½	19¾	18	18¾	25¼	30	16.9



Must Specify (in this order):
Model #
Finish
Primary Upholstery
Accent Upholstery
Glide

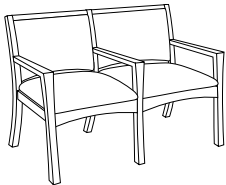
Description

- Fully Upholstered Back with Curved Reveal
- Available with Contrasting Upholsteries

List Price/Grade	Yards	COM/1	2	3	4	5	6	7	8	9	10	L1	L2
Single Upholstery	1.75	\$ 1461	1545	1613	1682	1785	1892	2042	2196	2380	2590	1988	2212
Contrasting Upholstery													
Primary	1.00	\$ 1472	1520	1559	1598	1657	1718	1804	1892	1997	2117	1773	1901
Accent	1.00	\$ 0	48	87	126	185	246	332	420	525	645	301	429

2-SEAT TANDEM, FULL UPHOLSTERED BACK

4862	46¾	26¼	34½	19¾	18	18¾	25¼	50	28.6
------	-----	-----	-----	-----	----	-----	-----	----	------



Must Specify (in this order):
Model #
Finish
Primary Upholstery
Accent Upholstery
Glide

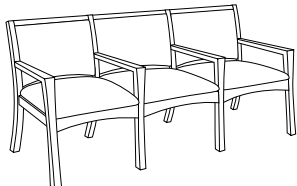
Description

- Fully Upholstered Back with Curved Reveal
- Available with Contrasting Upholsteries

List Price/Grade	Yards	COM/1	2	3	4	5	6	7	8	9	10	L1	L2
Single Upholstery	2.50	\$ 2497	2617	2715	2812	2960	3112	3327	3547	3810	4110	3250	3570
Contrasting Upholstery													
Primary	1.00	\$ 2508	2556	2595	2634	2693	2754	2840	2928	3033	3153	2809	2937
Accent	1.75	\$ 0	84	152	221	324	431	581	735	919	1129	527	751

3-SEAT TANDEM, FULL UPHOLSTERED BACK

4863	68½	26¼	34½	19¾	18	18¾	25¼	70	40.8
------	-----	-----	-----	-----	----	-----	-----	----	------



Must Specify (in this order):
Model #
Finish
Primary Upholstery
Accent Upholstery
Glide


Description

- Fully Upholstered Back with Curved Reveal
- Available with Contrasting Upholsteries

List Price/Grade	Yards	COM/1	2	3	4	5	6	7	8	9	10	L1	L2
Single Upholstery	3.25	\$ 3601	3757	3884	4011	4202	4401	4680	4966	5307	5697	4579	4995
Contrasting Upholstery													
Primary	1.75	\$ 3645	3729	3797	3866	3969	4076	4226	4380	4564	4774	4172	4396
Accent	2.50	\$ 0	120	218	315	463	615	830	1050	1313	1613	753	1073

BARIATRIC, FULL UPHOLSTERED BACK

485	34¾	26¼	34½	30	18	18¾	25¼	30	21.6
-----	-----	-----	-----	----	----	-----	-----	----	------



Must Specify (in this order):
Model #
Finish
Primary Upholstery
Accent Upholstery
Glide

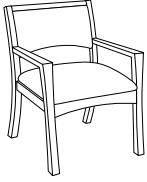
Description

- Fully Upholstered Back with Curved Reveal
- Available with Contrasting Upholsteries
- Tested and Passed for 450 lbs. Single Occupancy

List Price/Grade	Yards	COM/1	2	3	4	5	6	7	8	9	10	L1	L2
Single Upholstery	2.00	\$ 1945	2041	2119	2197	2315	2437	2609	2785	2995	3235	2547	2803
Contrasting Upholstery													
Primary	1.25	\$ 1967	2027	2076	2125	2198	2275	2382	2492	2623	2773	2343	2503
Accent	1.25	\$ 0	60	109	158	231	308	415	525	656	806	376	536

For ordering options, see overview at the beginning of this section.

Item	Model No.	Chair Width	Chair Depth	Chair Height	Seat Width	Seat Depth	Seat Height	Arm Height	Ship Wt	Cubic Ft
GUEST, ½ UPHOLSTERED BACK	487	24½	26¼	34½	19¾	18	18¾	25¼	30	16.9



Must Specify (in this order):

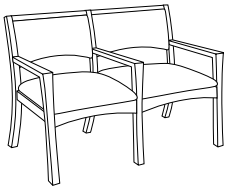
- Model #
- Finish
- Primary Upholstery
- Accent Upholstery
- Glide

Description

- Available with Contrasting Upholsteries

List Price/Grade	Yards	COM/1	2	3	4	5	6	7	8	9	10	L1	L2
Single Upholstery	1.75	\$ 1444	1528	1596	1665	1768	1875	2025	2179	2363	2573	1971	2195
Contrasting Upholstery													
Primary	1.00	\$ 1455	1503	1542	1581	1640	1701	1787	1875	1980	2100	1756	1884
Accent	1.00	\$ 0	48	87	126	185	246	332	420	525	645	301	429

2-SEAT TANDEM, ½ UPHOLSTERED BACK	4872	46¾	26¼	34½	19¾	18	18¾	25¼	50	28.6
-----------------------------------	------	-----	-----	-----	-----	----	-----	-----	----	------



Must Specify (in this order):

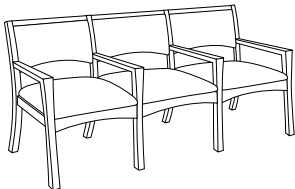
- Model #
- Finish
- Primary Upholstery
- Accent Upholstery
- Glide

Description

- Available with Contrasting Upholsteries

List Price/Grade	Yards	COM/1	2	3	4	5	6	7	8	9	10	L1	L2
Single Upholstery	2.50	\$ 2483	2603	2701	2798	2946	3098	3313	3533	3796	4096	3236	3556
Contrasting Upholstery													
Primary	1.00	\$ 2494	2542	2581	2620	2679	2740	2826	2914	3019	3139	2795	2923
Accent	1.75	\$ 0	84	152	221	324	431	581	735	919	1129	527	751

3-SEAT TANDEM, ½ UPHOLSTERED BACK	4873	68½	26¼	34½	19¾	18	18¾	25¼	70	40.8
-----------------------------------	------	-----	-----	-----	-----	----	-----	-----	----	------



Must Specify (in this order):


- Model #
- Finish
- Primary Upholstery
- Accent Upholstery
- Glide

Description

- Available with Contrasting Upholsteries

List Price/Grade	Yards	COM/1	2	3	4	5	6	7	8	9	10	L1	L2
Single Upholstery	3.25	\$ 3577	3733	3860	3987	4178	4377	4656	4942	5283	5673	4555	4971
Contrasting Upholstery													
Primary	1.75	\$ 3588	3672	3740	3809	3912	4019	4169	4323	4507	4717	4115	4339
Accent	1.75	\$ 0	84	152	221	324	431	581	735	919	1129	527	751

BARIATRIC, ½ UPHOLSTERED BACK	483	34¾	26¼	34½	30	18	18¾	25¼	30	21.6
-------------------------------	-----	-----	-----	-----	----	----	-----	-----	----	------



Must Specify (in this order):

- Model #
- Finish
- Primary Upholstery
- Accent Upholstery
- Glide

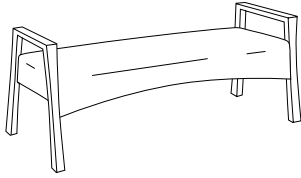
Description

- Available with Contrasting Upholsteries
- Tested and Passed for 450 lbs. Single Occupancy

List Price/Grade	Yards	COM/1	2	3	4	5	6	7	8	9	10	L1	L2
Single Upholstery	2.00	\$ 1922	2018	2096	2174	2292	2414	2586	2762	2972	3212	2524	2780
Contrasting Upholstery													
Primary	1.25	\$ 1944	2004	2053	2102	2175	2252	2359	2469	2600	2750	2320	2480
Accent	1.25	\$ 0	60	109	158	231	308	415	525	656	806	376	536

For ordering options, see overview at the beginning of this section.

Item	Model No.	Chair Width	Chair Depth	Chair Height	Seat Width	Seat Depth	Seat Height	Arm Height	Ship Wt	Cubic Ft
LOUNGE BENCH	496	48 ¾	24 ¼	25 ¼	44	21	20 ¾	25 ¼	45	20.3



Description

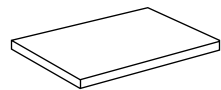
- All Upholsteries will be Railroaded (Across the Roll)
- Ganging Not Applicable

List Price/Grade	Yards	COM/1	2	3	4	5	6	7	8	9	10	L1	L2
Single Upholstery	2.00	\$ 1977	2073	2151	2229	2347	2469	2641	2817	3027	3267	2579	2835

Must Specify (in this order):

- Model #
- Finish
- Upholstery
- Glide

Item	Model No.	W	D	H	Ship Wt	Cubic Ft	List Price
RECTANGULAR GANGING TABLE	48-1620GT	20 ¼	16	14 ⅞	12	3.6	\$ 551



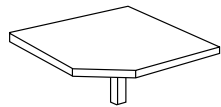
Description

- Connects To Any Inspiration Seating for Straight Line Applications

Must Specify (in this order):

- Model #
- Finish

CORNER GANGING TABLE	48-2424GTC	24	24	14 ⅞	20	2.4	\$ 773
----------------------	------------	----	----	------	----	-----	--------



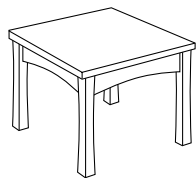
Description

- Connects To Any Inspiration Seating in Angular Applications
- One Leg for Support
- Some Assembly Required

Must Specify (in this order):

- Model #
- Finish

FREESTANDING LAMP TABLE	48-2424LT	24	24	21 ¼	27	2.4	\$ 1306
-------------------------	-----------	----	----	------	----	-----	---------




Description

- Some Assembly Required

Must Specify (in this order):

- Model #
- Finish

FREESTANDING MAGAZINE TABLE	48-1836MT	36	18	15 ¼	28	2.8	\$ 1213
-----------------------------	-----------	----	----	------	----	-----	---------



Description

- Some Assembly Required

Must Specify (in this order):

- Model #
- Finish

For ordering options, see overview at the beginning of this section.

Open spaces really come together with the modular, ganging components from the Isla Lounge Collection. Create conversation settings or private areas by mixing components to fit the space and needs of the environment. Optional arm caps make Isla Lounge the solution for high traffic seating. Power and data options keep everyone working on-the-go.

CONSTRUCTION

- Exposed wood parts are kiln-dried hardwoods and structurally engineered hardwood plywood; selected from the highest grades of hardwoods and are free of spirits, discoloration, pits, shakes, and wormholes; European Beech on legs and arm caps
- Joints are double-doweled or mortised and tenoned, screwed, and glued for maximum strength and durability
- High Grade Polyurethane Foam, 3¼" thick in the seat and 2" in the back; Stretch webbing ensures a comfortable seating application
- Non-marring adjustable nylon guides included in each leg at floor level
- Tops are ¾" thick on occasional tables, 1" thick on Laminate tops, and 1 ⅜" on Veneer tops
- Ships fully assembled, except some assembly required for Bistro/Stadium tables

HOW TO ORDER EXAMPLES

UPHOLSTERED MODELS

Model No.	Description	Example
379	Finish (Wood Leg)	AS
	Primary Upholstery	CF Stinson Velocity Mass
	Accent Upholstery	CF Stinson Ace Poppy
	Arm	STD
	Tablet, Color	WL, AS
	Leg	WLEG
	Power	ECSL

TABLES

378-1626ET	Finish	AS
	Leg, Color	WLEG, AS
	Surface Material	T
	Power	PWRUSBA

LEG AND ARM CAP WOOD FINISHES

Indiana Furniture uses a multi-step, hand finishing process on all exposed wood frames. Chairs feature a catalyzed varnish finish which offers durability, lasting beauty, and resistance to normal wear.

AW Artisan Walnut	MW Mahogany Walnut
AS Asian Night	MO Medium Oak*
BW Beigewood*	ORW Oak Riftwood*
BL Black	PNW Pinnacle Walnut
CO Columbian Walnut	SCH Select Cherry
DC Dark Cherry	SKC Shaker Cherry
DFW Dark Forest Walnut*	SBP Smoky Brown Pear*
WH Designer White	TK Studio Teak
EF Espresso	SM Sugar Maple
FO Fawn Oak*	SW Sunglow Walnut
GC Golden Cherry	TT Tavern Teak*
HVM Harvest Maple*	WTA Weathered Ash*
HW Harvest Walnut	WC Williamsburg Cherry
LW Legacy Walnut	

*Finish is Low Sheen

TFL (T) AND HPL (P) LAMINATE TABLE OPTIONS

WOODGRAIN

AS Asian Night	PNW Pinnacle Walnut
BW Beigewood	SCH Select Cherry
CO Columbian Walnut	SKC Shaker Cherry
EF Espresso	SBP Smoky Brown Pear
GC Golden Cherry	TK Studio Teak
HVM Harvest Maple	SM Sugar Maple
MW Mahogany Walnut	WTA Weathered Ash
ORW Oak Riftwood	WC Williamsburg Cherry

SOLID

BL Black	PPD Pepperdust
WH Designer White	SG Slate Grey
FHG Fashion Grey	WHS White Sand

VENEER (W) TABLET ARM AND TABLE OPTIONS

Veneer tablet arm and tops feature UVAdvantage, an ultra-violet finish, on all exposed surfaces by utilizing roll-coat UV technology.

AW Artisan Walnut	MW Mahogany Walnut
AS Asian Night	MO Medium Oak*
CO Columbian Walnut	ORW Oak Riftwood*
DC Dark Cherry	SCH Select Cherry
DFW Dark Forest Walnut	SKC Shaker Cherry
EF Espresso	SBP Smoky Brown Pear
FO Fawn Oak*	SM Sugar Maple
GC Golden Cherry	SW Sunglow Walnut
HVM Harvest Maple	TT Tavern Teak
HW Harvest Walnut	WTA Weathered Ash*
LW Legacy Walnut	WC Williamsburg Cherry

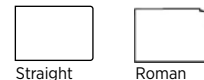
*Finish is Low Sheen

SOLID SURFACE (S) ARM CAP, TABLET, AND TABLE OPTIONS

AR Arroyo	SNW Snow White
PE Pebble Beach	SN Starry Night
SE Sedona	TN Tundra

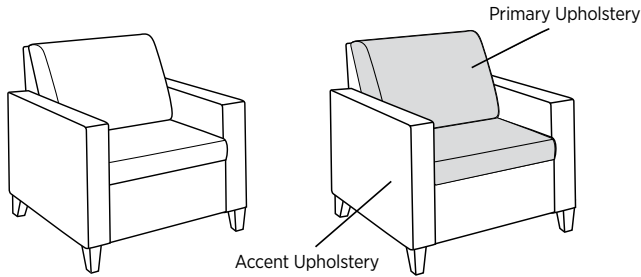
SOLID SURFACE EDGE PROFILE OPTIONS

- SI Straight
- S2 Roman



UPHOLSTERY OPTIONS

Available in single or contrasting upholsteries in a wide variety of graded-in or contract options, including fabric, vinyl, and leather.



ARM OPTIONS

STD	Upholstered Arm	Std
WCAP	Wood Cap, Specify Finish	
	1 Arm Cap	\$ 70
	2 Arm Caps	\$ 141
SCAP	Solid Surface Cap, Specify Color	
	1 Arm Cap	\$ 319
	2 Arm Cap	\$ 640

TABLET OPTIONS

Note: Specified as if you are standing, looking at the chair.

PL	Left Melamine Writing Tablet (Black)	\$ 353
SL	Left Solid Surface Writing Tablet, Specify Color	\$ 1088
WL	Left Wood Writing Tablet, Specify Finish	\$ 513
PR	Right Melamine Writing Tablet (Black)	\$ 353
SR	Right Solid Surface Writing Tablet, Specify Color	\$ 1088
WR	Right Wood Writing Tablet, Specify Finish	\$ 513

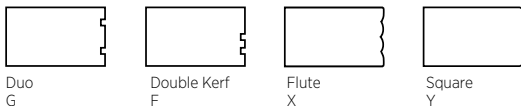
SEATING & OCCASIONAL TABLE LEG OPTIONS

WLEG	Wood Leg, Specify Finish	Std
CLEG	Chrome Leg	\$ N/C
PLEG	Powder Coat Leg, Specify Color and Number of Legs	\$ 194
	ALUM Aluminum NOIR Noir	
	MIST Mist OYST Oyster	
	SUGC Sugar Cookie	
	Single Leg on Corner Table	\$ 49
	Two Legs on Ganging End Table	\$ 98

BISTRO/STADIUM TABLE LEG OPTIONS

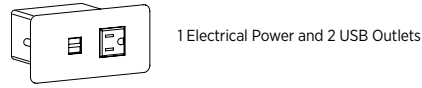
ALUM	Aluminum Leg	Std
CHRM	Chrome Leg	\$ 173

BISTRO/STADIUM EDGE OPTIONS



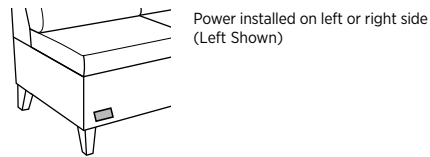
POWER OPTIONS

Note: Specified as if you are standing, looking at the chair.



Seating Units:

ECSL	Left Port, Silver	\$ 888
ECSR	Right Port, Silver	\$ 888
ECFLSR	Front Left Port, Silver	\$ 888
ECBL	Left Port, Black	\$ 888
ECBR	Right Port, Black	\$ 888
ECFLBL	Front Left Port, Black	\$ 888

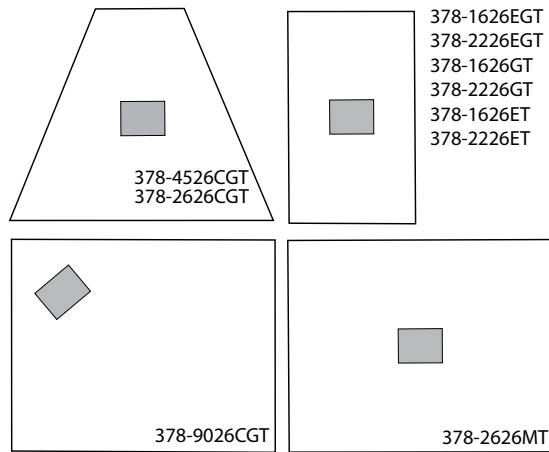


Tables:

Note: Does Not Include Bistro/Stadium Tables

PWRUSBA	Power and Two USB Ports, Aluminum	\$ 805
---------	-----------------------------------	--------

Power Locations:




CERTIFICATIONS & COMPLIANCE

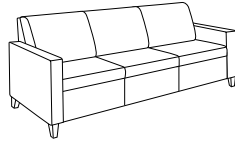
- CAL 117-2013 Compliance
- ETL Environmental Certification
- BIFMA level® Certified
- BIFMA Compliant® Certified
- TSCA Title VI (CARB) Compliance
- US Green Building's LEED® Contribution




Club Chair,
2 Arms: 379
(See Page 103)




Settee,
2 Arms: 3792
(See Page 103)




Sofa,
2 Arms: 3793
(See Page 103)



Club Chair, 1 Arm
379L & 379R
(See Page 104)




Settee, 1 Arm
3792L & 3792R
(See Page 104)




Sofa, 1 Arm
3793L & 3793R
(See Page 104)




Club Chair,
Armless: 379N
(See Page 105)




Settee, Armless:
3792N
(See Page 105)



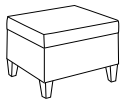
Sofa, Armless
3793N
(See Page 105)



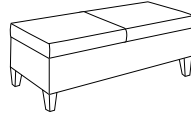
Enhance your space with new Cush Pillows. Available in multiple shapes and sizes, and with or without piping.



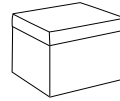
Corner Unit
379-90C
(See Page 106)



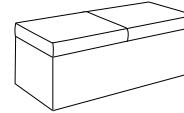
Single Bench
378SB
(See Page 106)



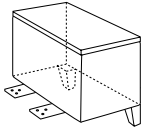
Double Bench
3782DB
(See Page 106)



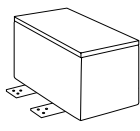
Single Ottoman
379SO
(See Page 107)



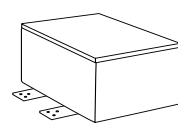
Double Ottoman
3792DO
(See Page 107)



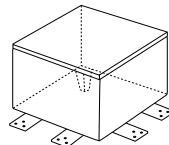
Ganging End Table
with Legs
(Upholstered Chassis
with TFL, Veneer, or Solid
Surface Top)
378-1626EGT
378-2226EGT
(See Page 108)



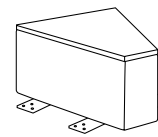
Ganging End Table
(Upholstered Chassis
with TFL, Veneer, or Solid
Surface Top)
378-1626GT
(See Page 108)



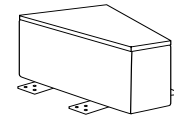
Ganging Lamp Table
(Upholstered Chassis
with TFL, Veneer, or Solid
Surface Top)
378-2226GT
(See Page 108)



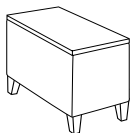
Ganging 90° Corner
Table
(Upholstered Chassis
with TFL, Veneer, or Solid
Surface Top)
378-9026CGT
(See Page 109)



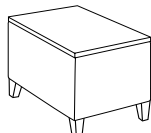
Ganging 45° Corner
Table
(Upholstered Chassis
with TFL, Veneer, or Solid
Surface Top)
378-4526CGT
(See Page 109)



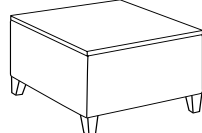
Ganging 22.5°
Corner Table
(Upholstered Chassis
with TFL, Veneer, or Solid
Surface Top)
378-2226CGT
(See Page 109)



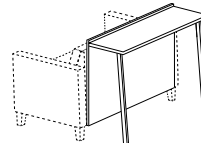
End Table with Legs
(Upholstered Chassis
with TFL, Veneer, or Solid
Surface Top)
378-1626ET
(See Page 110)



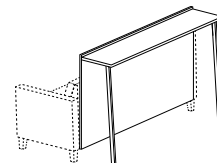
Lamp Table
(Upholstered Chassis
with TFL, Veneer, or Solid
Surface Top)
378-2226ET
(See Page 110)



Magazine Table
(Upholstered Chassis
with TFL, Veneer, or Solid
Surface Top)
378-2626MT
(See Page 110)



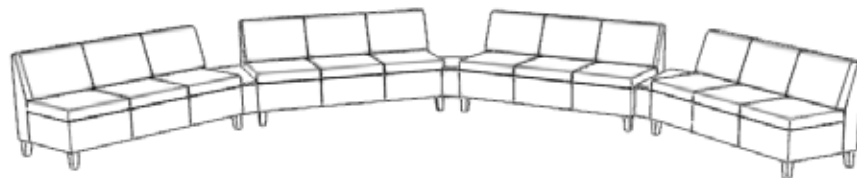
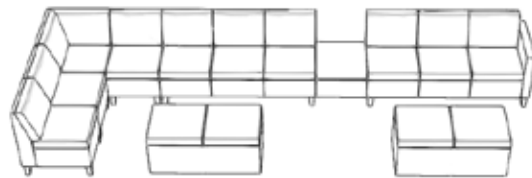
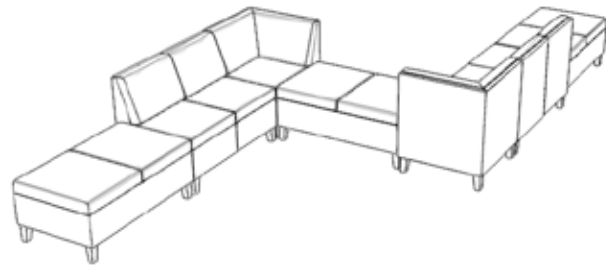
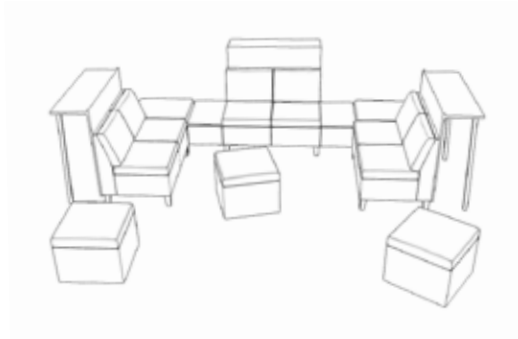
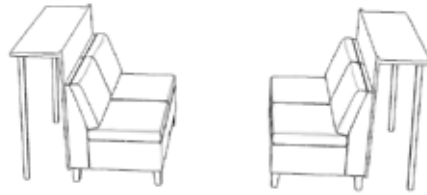
Counter Height Bistro/
Stadium Table
(For Settees and Sofas in HPL,
TFL, or Veneer)
3782-1544STC
3782-1544STCH
3782-1544STCV
3783-1566STC
3783-1566STCH
3783-1566STCV
(See Page 111)




Bar Height Bistro/
Stadium Table
(For Settees and Sofas in HPL,
TFL, or Veneer)
3782-1544STB
3782-1544STBH
3782-1544STBV
3783-1566STB
3783-1566STBH
3783-1566STBV
(See Page 111)



Purse Hook for
Bistro Tables:
01-HOOK
(See Page 111)



Item	Model No.	Chair Width	Chair Depth	Chair Height	Seat Width	Seat Depth	Seat Height	Arm Height	Ship Wt	Cubic Ft
CLUB CHAIR	379	29	27¾	32½	22	19	18¾	26½	110	25.0



Description

- Standard with: Left and Right Arm at Task Height, Wood Legs and Ganging Hardware
- Available with Contrasting Upholsteries
- Optional Leg, Arm Caps, Tablet Arm, and Power (See Pages 99-100)


Must Specify (in this order):

- Model #
- Primary Upholstery
- Accent Upholstery
- Tablet Arm/Color
- Arm Cap/Color
- Leg/Color
- Optional Power

Please note any combination of wood options selected must be specified in the same finish.

List Price/Grade	Yards	COM/1	2	3	4	5	6	7	8	9	10	L1	L2
Single Upholstery	5.25	\$ 3048	3300	3505	3710	4019	4340	4791	5253	5804	6434	4628	5300
Contrasting Upholstery													
Primary	1.50	3048	3120	3179	3237	3326	3417	3546	3678	3836	4016	3500	3692
Accent	3.75	0	180	326	473	693	923	1245	1575	1968	2418	1128	1608

SETTEE	3792	51	27¾	32½	44	19	18¾	26½	143	46.0
--------	------	----	-----	-----	----	----	-----	-----	-----	------



Description

- Standard with: Left and Right Arm at Task Height, Wood Legs and Ganging Hardware
- Available with Contrasting Upholsteries
- Optional Leg, Arm Caps, Tablet Arm, and Power (See Pages 99-100)

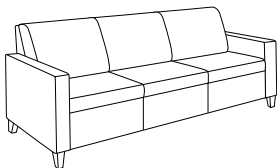
Must Specify (in this order):

- Model #
- Primary Upholstery
- Accent Upholstery
- Tablet Arm/Color
- Arm Cap/Color
- Leg/Color
- Optional Power

Please note any combination of wood options selected must be specified in the same finish.

List Price/Grade	Yards	COM/1	2	3	4	5	6	7	8	9	10	L1	L2
Single Upholstery	6.75	\$ 3950	4274	4537	4801	5199	5611	6191	6785	7494	8304	5982	6846
Contrasting Upholstery													
Primary	2.25	3950	4058	4146	4234	4366	4504	4697	4895	5131	5401	4627	4915
Accent	4.50	0	216	391	567	833	1107	1494	1890	2363	2903	1355	1931

SOFA	3793	73	27¾	32½	66	19	18¾	26½	168	61.0
------	------	----	-----	-----	----	----	-----	-----	-----	------



Description

- Standard with: Left and Right Arm at Task Height, Wood Legs and Ganging Hardware
- Available with Contrasting Upholsteries
- Optional Leg, Arm Caps, Tablet Arm, and Power (See Pages 99-100)


Must Specify (in this order):

- Model #
- Primary Upholstery
- Accent Upholstery
- Tablet Arm/Color
- Arm Cap/Color
- Leg/Color
- Optional Power

Please note any combination of wood options selected must be specified in the same finish.

List Price/Grade	Yards	COM/1	2	3	4	5	6	7	8	9	10	L1	L2
Single Upholstery	8.50	\$ 5133	5541	5873	6204	6706	7224	7955	8703	9596	10616	7692	8780
Contrasting Upholstery													
Primary	3.25	5133	5289	5416	5543	5734	5933	6212	6498	6839	7229	6111	6527
Accent	5.25	0	252	457	661	972	1291	1743	2205	2757	3387	1581	2253

For ordering options, see overview at the beginning of this section.

Item	Model No.	Chair Width	Chair Depth	Chair Height	Seat Width	Seat Depth	Seat Height	Arm Height	Ship Wt	Cubic Ft	
CLUB CHAIR, 1 ARM	Left										
	Right										
	379L	379R	25½	27¾	32½	22	19	18¾	26½	77	35.0

Shown as Left

Must Specify (in this order):


- Model #
- Primary Upholstery
- Accent Upholstery
- Tablet Arm/Color
- Arm Cap/Color
- Leg/Color
- Optional Power

Please note any combination of wood options selected must be specified in the same finish.

Description

- Standard with: Left Or Right Arm at Task Height, Wood Legs and Ganging Hardware
- Available with Contrasting Upholsteries
- Optional Leg, Arm Caps, Tablet Arm, and Power (See Pages 99-100)

List Price/Grade	Yards	COM/1	2	3	4	5	6	7	8	9	10	L1	L2
Single Upholstery	4.00	\$ 2694	2886	3042	3198	3434	3678	4022	4374	4794	5274	3898	4410
Contrasting Upholstery													
Primary	1.50	2694	2766	2825	2883	2972	3063	3192	3324	3482	3662	3146	3338
Accent	2.50	0	120	217	315	462	615	830	1050	1312	1612	752	1072

Item	Model No.	Chair Width	Chair Depth	Chair Height	Seat Width	Seat Depth	Seat Height	Arm Height	Ship Wt	Cubic Ft	
SETTEE, 1 ARM	Left										
	Right										
	3792L	3792R	47½	27¾	32½	44	19	18¾	26½	110	46.0

Shown as Left

Must Specify (in this order):

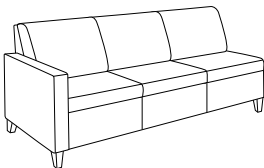
- Model #
- Primary Upholstery
- Accent Upholstery
- Tablet Arm/Color
- Arm Cap/Color
- Leg/Color
- Optional Power

Please note any combination of wood options selected must be specified in the same finish.

Description

- Standard with: Left Or Right Arm at Task Height, Wood Legs and Ganging Hardware
- Available with Contrasting Upholsteries
- Optional Leg, Arm Caps, Tablet Arm, and Power (See Pages 99-100)

List Price/Grade	Yards	COM/1	2	3	4	5	6	7	8	9	10	L1	L2
Single Upholstery	5.75	\$ 3601	3877	4101	4326	4665	5016	5510	6016	6620	7310	5332	6068
Contrasting Upholstery													
Primary	2.25	3601	3709	3797	3885	4017	4155	4348	4546	4782	5052	4278	4566
Accent	3.50	0	168	304	441	648	861	1162	1470	1838	2258	1054	1502

Item	Model No.	Chair Width	Chair Depth	Chair Height	Seat Width	Seat Depth	Seat Height	Arm Height	Ship Wt	Cubic Ft	
SOFA, 1 ARM	Left										
	Right										
	3793L	3793R	69½	27¾	32½	66	19	18¾	26½	135	61.0

Shown as Left

Must Specify (in this order):

- Model #
- Primary Upholstery
- Accent Upholstery
- Tablet Arm/Color
- Arm Cap/Color
- Leg/Color
- Optional Power

Please note any combination of wood options selected must be specified in the same finish.

Description

- Standard with: Left Or Right Arm at Task Height, Wood Legs and Ganging Hardware
- Available with Contrasting Upholsteries
- Optional Leg, Arm Caps, Tablet Arm, and Power (See Pages 99-100)

List Price/Grade	Yards	COM/1	2	3	4	5	6	7	8	9	10	L1	L2
Single Upholstery	7.25	\$ 4784	5132	5415	5698	6125	6568	7191	7829	8590	9460	6966	7894
Contrasting Upholstery													
Primary	3.25	4784	4940	5067	5194	5385	5584	5863	6149	6490	6880	5762	6178
Accent	4.00	0	192	348	504	740	984	1328	1680	2100	2580	1204	1716

For ordering options, see overview at the beginning of this section.

Item	Model No.	Chair Width	Chair Depth	Chair Height	Seat Width	Seat Depth	Seat Height	Arm Height	Ship Wt	Cubic Ft
CLUB CHAIR, ARMLESS	379N	22½	27¾	32½	22	19	18¾	N/A	57	25.0



Description


- Standard with: Wood Legs and Ganging Hardware
- Available with Contrasting Upholsteries
- Optional Leg and Power (See Pages 99-100)

Must Specify (in this order):

- Model #
- Primary Upholstery
- Accent Upholstery
- Leg/Color
- Optional Power

List Price/Grade	Yards	COM/1	2	3	4	5	6	7	8	9	10	L1	L2
Single Upholstery	3.25	\$ 2333	2489	2616	2743	2934	3133	3412	3698	4039	4429	3311	3727
Contrasting Upholstery													
Primary	1.50	2333	2405	2464	2522	2611	2702	2831	2963	3121	3301	2785	2977
Accent	1.75	0	84	152	221	323	431	581	735	918	1128	526	750

SETTEE, ARMLESS	3792N	44½	27¾	32½	44	19	18¾	N/A	93	45.0
-----------------	-------	-----	-----	-----	----	----	-----	-----	----	------



Description


- Standard with: Wood Legs and Ganging Hardware
- Available with Contrasting Upholsteries
- Optional Leg and Power (See Pages 99-100)

Must Specify (in this order):

- Model #
- Primary Upholstery
- Accent Upholstery
- Leg/Color
- Optional Power

List Price/Grade	Yards	COM/1	2	3	4	5	6	7	8	9	10	L1	L2
Single Upholstery	4.75	\$ 3059	3287	3472	3658	3938	4228	4636	5054	5553	6123	4489	5097
Contrasting Upholstery													
Primary	2.25	3059	3167	3255	3343	3475	3613	3806	4004	4240	4510	3736	4024
Accent	2.50	0	120	217	315	463	615	830	1050	1313	1613	753	1073

SOFA, ARMLESS	3793N	66½	27¾	32½	66	19	18¾	N/A	123	45.0
---------------	-------	-----	-----	-----	----	----	-----	-----	-----	------



Description

- Standard with: Wood Legs and Ganging Hardware
- Available with Contrasting Upholsteries
- Optional Leg and Power ((See Pages 99-100)


Must Specify (in this order):

- Model #
- Primary Upholstery
- Accent Upholstery
- Leg/Color
- Optional Power

List Price/Grade	Yards	COM/1	2	3	4	5	6	7	8	9	10	L1	L2
Single Upholstery	6.25	\$ 4397	4697	4941	5185	5553	5935	6472	7022	7678	8428	6278	7078
Contrasting Upholstery													
Primary	3.25	4397	4553	4680	4807	4998	5197	5476	5762	6103	6493	5375	5791
Accent	3.00	0	144	261	378	555	738	996	1260	1575	1935	903	1287

For ordering options, see overview at the beginning of this section.

Item	Model No.	Chair Width	Chair Depth	Chair Height	Seat Width	Seat Depth	Seat Height	Arm Height	Ship Wt	Cubic Ft
CORNER UNIT	379-90C	27¾	27¾	32½	19	19	18¾	N/A	79	25.0



Must Specify (in this order):

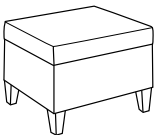
- Model #
- Primary Upholstery
- Accent Upholstery
- Leg/Color

Description

- Standard with: Wood Legs and Ganging Hardware
- Available with Contrasting Upholsteries
- Optional Leg (See Pages 99-100)

List Price/Grade	Yards	COM/1	2	3	4	5	6	7	8	9	10	L1	L2
Single Upholstery	4.75	\$ 2710	2938	3123	3309	3589	3879	4287	4705	5204	5774	4140	4748
Contrasting Upholstery													
Primary	2.25	2710	2818	2906	2994	3126	3264	3457	3655	3891	4161	3387	3675
Accent	2.50	0	120	217	315	463	615	830	1050	1313	1613	753	1073

SINGLE BENCH	378SB	22¼	26½	18¾	22¼	22¼	18¾	N/A	41	12.0
--------------	-------	-----	-----	-----	-----	-----	-----	-----	----	------



Must Specify (in this order):

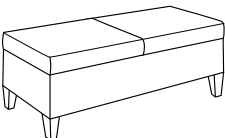
- Model #
- Primary Upholstery
- Accent Upholstery
- Leg/Color

Description

- Standard with: Wood Legs and Ganging Hardware
- Available with Contrasting Upholsteries
- Optional Leg (See Pages 99)

List Price/Grade	Yards	COM/1	2	3	4	5	6	7	8	9	10	L1	L2
Single Upholstery	2.00	\$ 1826	1922	2000	2078	2196	2318	2490	2666	2876	3116	2428	2684
Contrasting Upholstery													
Primary	1.25	1826	1886	1935	1984	2057	2134	2241	2351	2482	2632	2202	2362
Accent	0.75	0	36	65	94	139	184	249	315	394	484	226	322

DOUBLE BENCH	3782DB	44¼	26½	18¾	44½	22¼	18¾	N/A	82	24.0
--------------	--------	-----	-----	-----	-----	-----	-----	-----	----	------



Must Specify (in this order):

- Model #
- Primary Upholstery
- Accent Upholstery
- Leg/Color

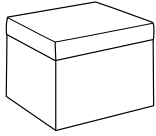
Description

- Standard with: Wood Legs and Ganging Hardware
- Available with Contrasting Upholsteries
- Optional Leg (See Pages 99)

List Price/Grade	Yards	COM/1	2	3	4	5	6	7	8	9	10	L1	L2
Single Upholstery	2.75	\$ 2633	2765	2872	2980	3142	3310	3546	3788	4077	4407	3461	3813
Contrasting Upholstery													
Primary	1.50	2633	2705	2764	2822	2911	3002	3131	3263	3421	3601	3085	3277
Accent	1.25	0	60	108	158	231	308	415	525	656	806	376	536

For ordering options, see overview at the beginning of this section.

Item	Model No.	Chair Width	Chair Depth	Chair Height	Seat Width	Seat Depth	Seat Height	Arm Height	Ship Wt	Cubic Ft
SINGLE OTTOMAN	379SO	22¼	22¼	18¾	22¼	22¼	18¾	N/A	50	12.0



Must Specify (in this order):

- Model #
- Primary Upholstery
- Accent Upholstery
- Casters

Description

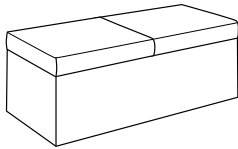
- Standard with: Poly Glides
- Available with Contrasting Upholsteries
- Optional Black Carpet Casters

List Price/Grade	Yards	COM/1	2	3	4	5	6	7	8	9	10	L1	L2
Single Upholstery	2.50	\$ 1146	1266	1364	1461	1609	1761	1976	2196	2459	2759	1899	2219
Contrasting Upholstery													
Primary	1.00	1146	1194	1233	1272	1331	1392	1478	1566	1671	1791	1447	1575
Accent	1.50	0	72	131	189	278	369	498	630	788	968	452	644

Optional Casters: Specify & Add

BCC	Black Carpet Casters											\$	N/C
-----	----------------------	--	--	--	--	--	--	--	--	--	--	----	-----

DOUBLE OTTOMAN	3792DO	22¼	26½	18¾	22¼	22¼	18¾	N/A	127	35.0
-----------------------	---------------	------------	------------	------------	------------	------------	------------	------------	------------	-------------



Must Specify (in this order):

- Model #
- Primary Upholstery
- Accent Upholstery
- Overlay Table/Color
- Casters

Description

- Standard with: Poly Glides
- Optional Overlay Table in TFL or Veneer
- Available with Contrasting Upholsteries
- Optional Black Carpet Casters

List Price/Grade	Yards	COM/1	2	3	4	5	6	7	8	9	10	L1	L2
Single Upholstery	3.50	\$ 1931	2099	2236	2372	2579	2792	3093	3401	3769	4189	2985	3433
Dual Upholstery													
Primary	1.50	1931	2003	2062	2120	2209	2300	2429	2561	2719	2899	2383	2575
Accent	2.00	0	96	174	252	370	492	664	840	1050	1290	602	858

Optional Casters: Specify & Add

BCC	Black Carpet Casters											\$	N/C
-----	----------------------	--	--	--	--	--	--	--	--	--	--	----	-----

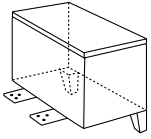
Optional Overlay Table: Specify Code, Finish & Add

OTBL	Overlay Table								TFL			T\$	513
									Veneer			W\$	552

Coordinating Tables on Following Pages

For ordering options, see overview at the beginning of this section.

Item	Model No.	W	D	H	Ship Wt	Cubic Ft	List Price
GANGING END TABLE WITH LEGS	378-1626EGT	16	26½	15½	42	9.0	T\$ 845 W\$ 937 S\$ 1570
	378-2226EGT	22	26½	15½	48	10.0	T\$ 868 W\$ 1056 S\$ 1847



Must Specify (in this order):

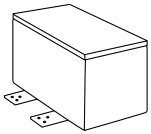
- Model #
- Surface Material
- Finish/Color
- Upholstery
- Leg/Color
- Optional Power

Description

- Standard with: Top Features Square Edge Profile, Upholstered Chassis, Wood Legs, and Ganging Hardware
- Choose TFL (T), Veneer (W), or Solid Surface (S) Top
- Add Upholstery Grade Pricing to Top Material Price
- Optional Leg and Power (See Pages 99-100)

Add List Price/Grade	Yards	COM/1	2	3	4	5	6	7	8	9	10	L1	L2
Single Upholstery	1.00	\$ 0	48	87	126	185	246	332	420	525	645	301	429

GANGING END TABLE	378-1626GT	16	26½	10½	42	9.0	T\$ 684 W\$ 775 S\$ 1412
--------------------------	------------	----	-----	-----	----	-----	--------------------------------



Must Specify (in this order):

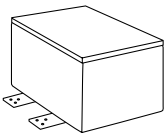
- Model #
- Surface Material
- Finish/Color
- Upholstery
- Optional Power

Description

- Standard with: Top Features Square Edge Profile, Upholstered Chassis and Ganging Hardware
- Choose TFL (T), Veneer (W), or Solid Surface (S) Top
- Add Upholstery Grade Pricing to Top Material Price
- Optional Power (See Pages 100)

Add List Price/Grade	Yards	COM/1	2	3	4	5	6	7	8	9	10	L1	L2
Single Upholstery	1.00	\$ 0	48	87	126	185	246	332	420	525	645	301	429

GANGING LAMP TABLE	378-2226GT	22	26½	10½	48	10.0	T\$ 723 W\$ 856 S\$ 1700
---------------------------	------------	----	-----	-----	----	------	--------------------------------



Must Specify (in this order):

- Model #
- Surface Material
- Finish/Color
- Upholstery
- Optional Power

Description

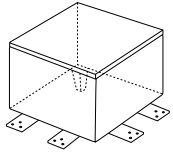
- Standard with: Top Features Square Edge Profile, Upholstered Chassis and Ganging Hardware
- Choose TFL (T), Veneer (W), or Solid Surface (S) Top
- Add Upholstery Grade Pricing to Top Material Price
- Optional Power (See Pages 100)

Add List Price/Grade	Yards	COM/1	2	3	4	5	6	7	8	9	10	L1	L2
Single Upholstery	1.00	\$ 0	48	87	126	185	246	332	420	525	645	301	429

T = TFL W = Veneer S = Solid Surface

For ordering options, see overview at the beginning of this section.

Item	Model No.	W	D	H	Ship Wt	Cubic Ft	List Price
GANGING 90° CORNER TABLE	378-9026CGT	26½	26½	15½	57	11.0	T\$ 954 W\$ 1095 S\$ 2037



Must Specify (in this order):

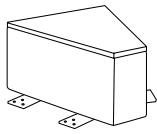
- Model #
- Surface Material
- Finish/Color
- Upholstery
- Leg/Color
- Optional Power

Description

- Standard with: Top Features Square Edge Profile, Upholstered Chassis and Ganging Hardware
- Choose TFL (T), Veneer (W), or Solid Surface (S) Top
- Add Upholstery Grade Pricing to Top Material Price
- Optional Leg and Power (See Pages 99-100)

Add List Price/Grade	Yards	COM/1	2	3	4	5	6	7	8	9	10	L1	L2
Single Upholstery	1.00	\$ 0	48	87	126	185	246	332	420	525	645	301	429

GANGING 45° CORNER TABLE	378-4526CGT	10-24 ¹³ / ₁₆	27 ⁷ / ₈	10½	46	11.0	T\$ 879 W\$ 1061 S\$ 2016
---------------------------------	-------------	-------------------------------------	--------------------------------	-----	----	------	---------------------------------



Must Specify (in this order):

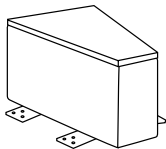
- Model #
- Surface Material
- Finish/Color
- Upholstery
- Optional Power

Description

- Standard with: Top Features Square Edge Profile, Upholstered Chassis and Ganging Hardware
- Choose TFL (T), Veneer (W), or Solid Surface (S) Top
- Add Upholstery Grade Pricing to Top Material Price
- Optional Power (See Pages 100)

Add List Price/Grade	Yards	COM/1	2	3	4	5	6	7	8	9	10	L1	L2
Single Upholstery	1.00	\$ 0	48	87	126	185	246	332	420	525	645	301	429

GANGING 22.5° CORNER TABLE	378-2226CGT	10-20 ³ / ₃₂	25 ³ / ₈	10½	48	10.0	T\$ 812 W\$ 916 S\$ 1683
-----------------------------------	-------------	------------------------------------	--------------------------------	-----	----	------	--------------------------------



Must Specify (in this order):

- Model #
- Surface Material
- Finish/Color
- Upholstery
- Optional Power

Description

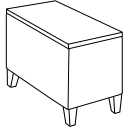
- Standard with: Top Features Square Edge Profile, Upholstered Chassis and Ganging Hardware
- Choose TFL (T), Veneer (W), or Solid Surface (S) Top
- Add Upholstery Grade Pricing to Top Material Price
- Optional Power (See Pages 100)

Add List Price/Grade	Yards	COM/1	2	3	4	5	6	7	8	9	10	L1	L2
Single Upholstery	0.75	\$ 0	48	87	126	185	246	332	420	525	645	301	429

T = TFL W = Veneer S = Solid Surface

For ordering options, see overview at the beginning of this section.

Item	Model No.	W	D	H	Ship Wt	Cubic Ft	List Price
END TABLE	378-1626ET	16	26½	15½	42	11.0	T\$ 873 W\$ 972 S\$ 1599



Must Specify (in this order):

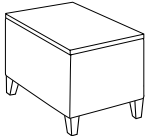
- Model #
- Surface Material
- Finish/Color
- Upholstery
- Leg/Color
- Optional Power

Description

- Standard with: Top Features Square Edge Profile, Upholstered Chassis and Wood Legs
- Choose TFL (T), Veneer (W), or Solid Surface (S) Top
- Add Upholstery Grade Pricing to Top Material Price
- Optional Leg and Power (See Pages 99-100)

Add List Price/Grade	Yards	COM/1	2	3	4	5	6	7	8	9	10	L1	L2
Single Upholstery	1.00	\$ 0	48	87	126	185	246	332	420	525	645	301	429

Item	Model No.	W	D	H	Ship Wt	Cubic Ft	List Price
LAMP TABLE	378-2226ET	22	26½	15½	48.0	12.0	T\$ 916 W\$ 1124 S\$ 1893



Must Specify (in this order):

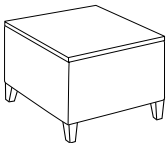
- Model #
- Surface Material
- Finish/Color
- Upholstery
- Leg/Color
- Optional Power

Description

- Standard with: Top Features Square Edge Profile, Upholstered Chassis and Wood Legs
- Choose TFL (T), Veneer (W), or Solid Surface (S) Top
- Add Upholstery Grade Pricing to Top Material Price
- Optional Leg and Power (See Pages 99-100)

Add List Price/Grade	Yards	COM/1	2	3	4	5	6	7	8	9	10	L1	L2
Single Upholstery	1.00	\$ 0	48	87	126	185	246	332	420	525	645	301	429

Item	Model No.	W	D	H	Ship Wt	Cubic Ft	List Price
MAGAZINE TABLE	378-2626MT	26½	26½	15½	57	13.0	T\$ 969 W\$ 1191 S\$ 2152



Must Specify (in this order):

- Model #
- Surface Material
- Finish/Color
- Upholstery
- Leg/Color
- Optional Power

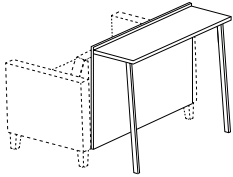
Description

- Standard with: Top Features Square Edge Profile, Upholstered Chassis and Ganging Hardware
- Choose TFL (T), Veneer (W), or Solid Surface (S) Top
- Add Upholstery Grade Pricing to Top Material Price
- Optional Leg and Power (See Pages 99-100)

Add List Price/Grade	Yards	COM/1	2	3	4	5	6	7	8	9	10	L1	L2
Single Upholstery	1.00	\$ 0	48	87	126	185	246	332	420	525	645	301	429

T = TFL W = Veneer S = Solid Surface

For ordering options, see overview at the beginning of this section.

Item	Model No.	W	D	H	Ship Wt	Cubic Ft	List Price	
COUNTER HEIGHT BISTRO/ STADIUM TABLE 	For Settees							
	3782-1544STC	TFL	44	15	36½	52	T\$ 948	
	3782-1544STCH	HPL	44	15	36½	52	P\$ 1155	
	3782-1544STCV	Veneer	44	15	36½	52	W\$ 1329	
	For Sofas							
	3783-1566STC	TFL	66	15	36½	75	T\$ 1111	
	3783-1566STCH	HPL	66	15	36½	75	P\$ 1329	
	3783-1566STCV	Veneer	66	15	36½	75	W\$ 1603	

Must Specify (in this order):
 Model #
 Top Finish/Color
 Back Panel Finish/Color
 Top Edge Profile
 Leg Color
 Hook

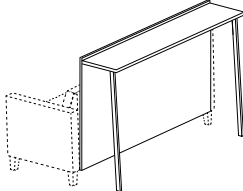
Description

- Not for Freestanding Applications; Must be Attached to Settee or Sofa Unit
- Available with Contrasting Top and Back Panel in TFL (T) and HPL (P); Specify Top Finish then Panel Finish
- Specify Aluminum or Chrome Leg Color
- Your Choice of Four Edge Details (Profiled on User Side Only)
- Ships KD; Some Assembly Required



Optional Purse Hook: Specify & Add

01-HOOK	Black Purse Hook	\$ 72
2" x 2 ½"; Includes Mounting Hardware		

Item	Model No.	W	D	H	Ship Wt	Cubic Ft	List Price	
BAR HEIGHT BISTRO/ STADIUM TABLE 	For Settees							
	3782-1544STB	TFL	44	15	42½	59	T\$ 966	
	3782-1544STBH	HPL	44	15	42½	59	P\$ 1172	
	3782-1544STBV	Veneer	44	15	42½	59	W\$ 1348	
	For Sofas							
	3783-1566STB	TFL	66	15	42½	85	T\$ 1137	
	3783-1566STBH	HPL	66	15	42½	85	T\$ 1358	
	3783-1566STBV	Veneer	66	15	42½	85	T\$ 1651	

Must Specify (in this order):
 Model #
 Top Finish/Color
 Back Panel Finish/Color
 Top Edge Profile
 Leg Color
 Hook

Description

- Not for Freestanding Applications; Must be Attached to Settee or Sofa Unit
- Available with Contrasting Top and Back Panel in TFL (T) and HPL (P); Specify Top Finish then Panel Finish
- Specify Aluminum or Chrome Leg Color
- Your Choice of Four Edge Details (Profiled on User Side Only)
- Ships KD; Some Assembly Required



Optional Purse Hook: Specify & Add

01-HOOK	Black Purse Hook	\$ 72
2" x 2 ½"; Includes Mounting Hardware		

T = TFL W = Veneer S = Solid Surface

For ordering options, see overview at the beginning of this section.

The Joy family of seating is both stylish and highly adjustable. Choose from task chairs or stools, mesh or upholstered backs, six arm or armless styles. Find the perfect fit with a back height adjustment, lumbar support, seat slider, and standard or synchro-tilt controls. Joy is rated for up to 400lbs, making this series the go-to for a diverse range of users, as well as a broad range of applications and styles.

CONSTRUCTION

- Backs are formed with a steel tubular frame with black or white mesh or plywood fully upholstered
- Seats are manufactured of plywood with molded foam, 3" thick in the seat and 1" thick in upholstered backs
- Contoured seat with waterfall edge for ergonomic comfort
- Adjustable backs feature 5-position ratchet adjustment for personalization
- Lumbar adjustment features 4 positions
- Pneumatic lift for simple and easy seat height adjustment
- Synchro tilt control features back tilt, multi-angle and locking recline, tension control
- Seat slider is standard on upholstered back models and optional on mesh back models
- Black polyurethane arms with chrome accent, where applicable
- Black nylon or polished aluminum five star base
- Ships fully assembled
- Rated for up to 400lbs

HOW TO ORDER EXAMPLES

MESH BACK TASK CHAIR

Model No.	Description	Example
853	Mesh Back Color	MBBL
	Primary Upholstery	CF Stinson Nova Spotlight
	Arm	FBC1
	Control	SY
	Base	ALM BASE
	Caster	BHC

UPHOLSTERED BACK TASK CHAIR

Model No.	Description	Example
853U	Primary Upholstery	CF Stinson Nova Spotlight
	Accent Upholstery	UF Brisa Original Sand
	Arm	FBC1
	Base	ALM BASE
	Caster	BHC
	Stitch Detail	STD (No)
	Height Adj. Back	HGT ADJ YES

MESH BACK UPHOLSTERY OPTIONS

Our "Open Market" Joy Seating is available with a pre-selected black fabric or black vinyl.

The seats on all other Mesh Back Task Chairs and Stools are available in a wide variety of graded-in or contract options, including fabric, vinyl, and leather.

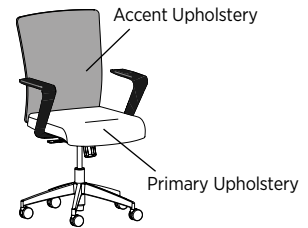
UPHOLSTERED BACK UPHOLSTERY OPTIONS

Available in single or contrasting upholsteries in a wide variety of graded-in or contract options, including fabric, vinyl, and leather.

Single Upholstery



Contrasting Upholstery



UPHOLSTERED BACK STITCH DETAIL

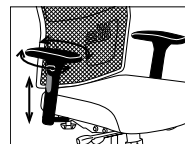
STD	No Stitch Detailing	Std
STITCH YES	Stitch Detailing	\$ N/C

UPHOLSTERED BACK HEIGHT ADJUSTMENT

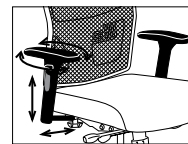
STD	No Height Adjustable Back	Std
HGT ADJ YES	5-Position Adjustable Back	\$ 99

ARM OPTIONS

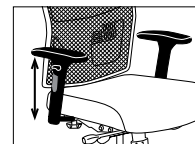
ACT2	Black Height Adjustable T with Sliding Pivot Pads	\$	STD
FBC1	Black Fixed Cantilever	\$	N/C
ACTF2	Black/Chrome Height Adjustable T with Fixed Arm Pads	\$	N/C
ACTF2W	Black/Chrome Height and Width Adjustable T with Fixed Arm Pads	\$	53
ACT2W	Black /Chrome Height and Width Adjustable T with Sliding Pivot Pads	\$	53



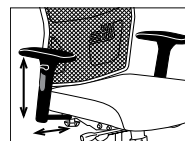
ACT2



ACT2W



ACTF2



ACTF2W



FBC1

MESH BACK TASK CHAIR CONTROL OPTIONS

SY	Swivel Synchro Tilt Control		Std
SS	Synchro Tilt Control with Seat Slider	\$	30

MESH BACK COLOR OPTIONS

MBBL	Black Mesh Back	\$	N/C
MBWH	White Mesh Back	\$	N/C

BASE OPTIONS

BLK BASE	Black Fiberglass Reinforced Nylon Base		Std
ALM BASE	Polished Aluminum Base	\$	105

CASTER OPTIONS

BCC	Black Dual Wheel Carpet Caster		Std
BHC	Black Soft Caster for Hard Surfaces		N/C
BG	Black Glides for All Surfaces		N/C
CHRC	Chrome-Rimmed Hard Surface Caster with Roll Control	\$	363

CERTIFICATIONS & COMPLIANCE

- CAL 117-2013 Compliance
- ETL Environmental Certification
- BIFMA level®
- ANSI/BIFMA® Certified
- TSCA Title VI (CARB) Compliance
- US Green Building's LEED® Contribution



Mesh Back Armless
850
(See Page 116)



Mesh Back Armless
851
(Open Market)
(See Page 116)



Upholstered Back
Armless
850U
(See Page 116)



Mesh Back
with Arm
852
(Open Market)
(See Page 117)



Mesh Back
with Arm
853
(See Page 117)



Upholstered
Back with Arm
853U
(See Page 117)



Mesh Back
Armless Stool
854
(Open Market)
(See Page 118)



Mesh Back
Armless Stool
855
(See Page 118)



Upholstered Back
Armless Stool
855U
(See Page 119)



Mesh Back
with Arm Stool
856
(Open Market)
(See Page 119)



Mesh Back
with Arm Stool
857
(See Page 120)



Upholstered
Back with Arm Stool
857U
(See Page 120)

TASK + SWIVEL SEATING (850 SERIES)

Item	Model No.	Chair Width	Chair Depth	Chair Height	Seat Width	Seat Depth	Seat Height	Arm Height	Ship Wt	Cubic Ft
ARMLESS TASK CHAIR WITH PRE-CONFIGURED UPHOLSTERY	851	20½	23	38½-43	20½	20	17-22	-	46	26.4



Open Market Only

Must Specify (in this order):

- Model #
- Mesh Back Color
- Fabric or Vinyl
- Control Option
- Base
- Casters

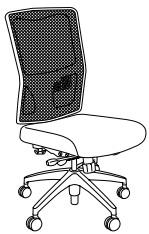
Description

- Standard with: Synchro Tilt Control, Adjustable Back Height with Lumbar Support, Black Nylon Base, and Black Carpet Casters
- Specify Your Choice of Mesh Back Color, Black Fabric or Vinyl on Seat, Control, Base, and Casters
- Rated For Users Up To 400lbs

Open Market Seat Options:

SBFI	Black Fabric	\$ 897
SBVI	Black Vinyl	\$ 897

ARMLESS TASK CHAIR	850	20½	23	38½-43	20½	20	17-22	-	46	26.4
--------------------	-----	-----	----	--------	-----	----	-------	---	----	------



Must Specify (in this order):

- Model #
- Mesh Back Color
- Upholstery
- Control Option
- Base
- Casters

Description

- Standard with: Synchro Tilt Control, Adjustable Back Height with Lumbar Support, Black Nylon Base, and Black Carpet Casters
- Specify Your Mesh Back Color, Seat Upholstery, Control, Base, and Casters
- Rated For Users Up To 400lbs

List Price/Grade	COM	1	2	3	4	5	6	7	8	9	10	L1	L2
Single Upholstery	1.00	\$ 1200	1248	1287	1326	1385	1446	1532	1620	1725	1845	1501	1629

ARMLESS TASK CHAIR WITH UPHOLSTERED BACK	850U	20½	23	38½-43	20½	20	17-22	-	44	26.4
--	------	-----	----	--------	-----	----	-------	---	----	------



Shown with Optional Back Stitch Detail

Must Specify (in this order):

- Model #
- Primary Upholstery
- Accent Upholstery
- Base
- Casters
- Stitch Detail
- Adjustable Height Back

Description

- Standard with: Synchro Tilt Control with Seat Slider, Black Nylon Base, and Black Carpet Casters
- Available with Contrasting Upholsteries
- Optional 4" Stitch Detailing on Back; 7" Down From Top of Back
- Specify Your Choice of Upholstery, Base, Casters, Stitch Detailing, and Adjustable Height Back
- Rated For Users Up To 400lbs

List Price/Grade	COM	1	2	3	4	5	6	7	8	9	10	L1	L2
Single Upholstery	2.25	\$ 1272	1380	1468	1556	1688	1826	2019	2217	2453	2723	1949	2237
Contrasting Upholstery													
Primary (Seat)	1.00	\$ 1272	1320	1359	1398	1457	1518	1604	1692	1797	1917	1573	1701
Accent (Back)	1.25	\$ 0	60	109	158	231	308	415	525	656	806	376	536

For ordering options, see overview at the beginning of this section.

TASK + SWIVEL SEATING (850 SERIES)

Item	Model No.	Chair Width	Chair Depth	Chair Height	Seat Width	Seat Depth	Seat Height	Arm Height	Ship Wt	Cubic Ft
TASK CHAIR WITH ARM WITH PRE-CONFIGURED UPHOLSTERY	852	25½	23	38½-43	20½	20	17-22	24½-27	46	26.4



Open Market Only

Must Specify (in this order):

- Model #
- Mesh Back Color
- Fabric or Vinyl
- Arm
- Control Option
- Base
- Casters

Description

- Standard with: Synchro Tilt Control, Adjustable Back Height with Lumbar Support, Black Height Adjustable T Arms with Sliding Pivot Pads, Black Nylon Base, and Black Carpet Casters
- Specify Your Choice of Mesh Back Color, Black Fabric or Vinyl on Seat, Arm, Control, Base, and Casters
- Rated For Users Up To 400lbs

Open Market Seat Options:

SBFI	Black Fabric	\$	1059
SBVI	Black Vinyl	\$	1059

TASK CHAIR WITH ARM	853	25½	23	38½-43	20½	20	17-22	24½-27	46	26.4
---------------------	-----	-----	----	--------	-----	----	-------	--------	----	------



Must Specify (in this order):

- Model #
- Mesh Back Color
- Upholstery
- Arm
- Control Option
- Base
- Casters

Description

- Standard with: Synchro Tilt Control, Adjustable Back Height with Lumbar Support, Black Height Adjustable T Arms with Sliding Pivot Pads, Black Nylon Base, and Black Carpet Casters
- Specify Your Choice of Mesh Back Color, Seat Upholstery, Arm, Control, Base, and Casters
- Rated For Users Up To 400lbs

List Price/Grade	COM	1	2	3	4	5	6	7	8	9	10	L1	L2
Single Upholstery	1.00	\$ 1366	1414	1453	1492	1551	1612	1698	1786	1891	2011	1667	1795

TASK CHAIR WITH ARM AND UPHOLSTERED BACK	853U	25½	23	38½-43	20½	20	17-22	24½-27	46	26.4
--	------	-----	----	--------	-----	----	-------	--------	----	------



Shown with
FBC1 Arm Option

Must Specify (in this order):

- Model #
- Primary Upholstery
- Accent Upholstery
- Arm
- Base
- Casters
- Stitch Detail
- Adjustable Height Back

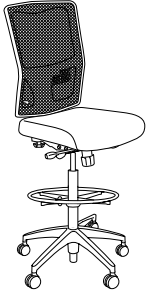
Description

- Standard with: Synchro Tilt Control with Seat Slider, Black Height Adjustable T Arms with Sliding Pivot Pads, Black Nylon Base, and Black Carpet Casters
- Available in Contrasting Upholsteries
- Optional 4" Stitch Detailing on Back; 7" Down From Top of Back
- Specify Your Choice of Upholstery, Arms, Base, Casters, Stitch Detailing, and Adjustable Height Back
- Rated For Users Up To 400lbs

List Price/Grade	COM	1	2	3	4	5	6	7	8	9	10	L1	L2
Single Upholstery	2.25	\$ 1477	1585	1673	1761	1893	2031	2224	2422	2658	2928	2154	2442
Contrasting Upholstery													
Primary (Seat)	1.00	\$ 1477	1525	1564	1603	1662	1723	1809	1897	2002	2122	1778	1906
Accent (Back)	1.25	\$ 0	60	109	158	231	308	415	525	656	806	376	536

For ordering options, see overview at the beginning of this section.

Item	Model No.	Chair Width	Chair Depth	Chair Height	Seat Width	Seat Depth	Seat Height	Arm Height	Ship Wt	Cubic Ft
ARMLESS STOOL WITH PRE-CONFIGURED UPHOLSTERY	854	20½	21	47-57¾	20½	18	24¼-35	-	51	26.5



Open Market Only

Must Specify (in this order):

- Model #
- Mesh Back Color
- Fabric or Vinyl
- Base
- Casters

Description

- Standard with: Adjustable Back Height with Lumbar Support, Black Nylon Base, Black Carpet Casters, and 20" Adjustable Chrome Foot Ring
- Specify Your Choice of Mesh Back Color, Black Fabric or Vinyl on Seat, Base, and Casters
- Foot Ring Has 8" Adjustment Range
- Seat Slider Not Available on Stools
- Rated For Users Up To 400lbs

Open Market Seat Options:

SBFI	Black Fabric	\$ 954
SBVI	Black Vinyl	\$ 954

ARMLESS STOOL	855	20½	21	47-57¾	20½	18	24¼-35	-	51	26.5
---------------	-----	-----	----	--------	-----	----	--------	---	----	------



Must Specify (in this order):

- Model #
- Mesh Back Color
- Upholstery
- Base
- Casters

Description

- Standard with: Adjustable Back Height with Lumbar Support, Black Nylon Base, Black Carpet Casters, and 20" Adjustable Chrome Foot Ring
- Specify Your Choice of Mesh Back Color, Seat Upholstery, Base, and Casters
- Foot Ring Has 8" Adjustment Range
- Seat Slider Not Available on Stools
- Rated For Users Up To 400lbs

List Price/Grade	COM	1	2	3	4	5	6	7	8	9	10	L1	L2
Single Upholstery	0.75	\$ 1259	1295	1324	1354	1398	1444	1508	1574	1653	1743	1485	1581

For ordering options, see overview at the beginning of this section.

TASK + SWIVEL SEATING (850 SERIES)

Item	Model No.	Chair Width	Chair Depth	Chair Height	Seat Width	Seat Depth	Seat Height	Arm Height	Ship Wt	Cubic Ft
ARMLESS STOOL WITH UPHOLSTERED BACK	855U	20½	21	47-57¾	20½	18	24¼-35	-	49	26.5



Shown with Optional Back Stitch Detail

Must Specify (in this order):

- Model #
- Primary Upholstery
- Accent Upholstery
- Base
- Casters
- Stitch Detail
- Adjustable Height Back

Description

- Standard with: Black Nylon Base, Black Carpet Casters, and 20" Adjustable Chrome Foot Ring
- Available in Contrasting Upholsteries
- Optional 4" Stitch Detailing on Back; 7" Down From Top of Back
- Specify Your Choice of Upholstery, Base, Casters, Stitch Detailing, and Adjustable Height Back
- Foot Ring Has 8" Adjustment Range
- Seat Slider Not Available on Stools
- Rated For Users Up To 400lbs

List Price/Grade	COM	1	2	3	4	5	6	7	8	9	10	L1	L2
Single Upholstery	2.00 \$	1371	1467	1545	1623	1741	1863	2035	2211	2421	2661	1973	2229
Contrasting Upholstery													
Primary (Seat)	0.75 \$	1371	1407	1436	1466	1510	1556	1620	1686	1765	1855	1597	1693
Accent (Back)	1.25 \$	0	60	109	157	231	307	415	525	656	806	376	536

STOOL WITH ARM, PRE-CONFIGURED UPHOLSTERY	856	25½	21	47-57¾	20½	18	24¼-35	31¾-42½	51	26.5
---	-----	-----	----	--------	-----	----	--------	---------	----	------



Open Market Only

Must Specify (in this order):

- Model #
- Mesh Back Color
- Fabric or Vinyl
- Arm
- Base
- Casters

Description

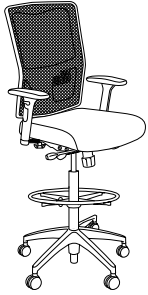
- Standard with: Adjustable Back Height with Lumbar Support, Black Nylon Base, Black Carpet Casters, and 20" Adjustable Chrome Foot Ring
- Specify Your Choice of Mesh Back Color, Black Fabric or Vinyl on Seat, Arms, Base, and Casters
- Foot Ring Has 8" Adjustment Range
- Seat Slider Not Available on Stools
- Rated For Users Up To 400lbs

Open Market Seat Options:

SBFI	Black Fabric	\$	1117
SBVI	Black Vinyl	\$	1117

For ordering options, see overview at the beginning of this section.

Item	Model No.	Chair Width	Chair Depth	Chair Height	Seat Width	Seat Depth	Seat Height	Arm Height	Ship Wt	Cubic Ft
STOOL WITH ARM	857	25½	21	47-57¾	20½	18	24¼-35	31¾-42½	51	26.5



Description

- Standard with: Adjustable Back Height with Lumbar Support, Black Nylon Base, Black Carpet Casters, and 20" Adjustable Chrome Foot Ring
- Specify Your Choice of Mesh Back Color, Seat Upholstery, Arms, Base, and Casters
- Foot Ring Has 8" Adjustment Range
- Seat Slider Not Available on Stools
- Rated For Users Up To 400lbs

List Price/Grade	COM	1	2	3	4	5	6	7	8	9	10	L1	L2
Single Upholstery	0.75	\$ 1423	1459	1488	1518	1562	1608	1672	1738	1817	1907	1649	1745

Must Specify (in this order):

- Model #
- Mesh Back Color
- Upholstery
- Arm
- Base
- Casters

STOOL WITH ARM AND UPHOLSTERED BACK	857U	25½	21	47-57¾	20½	18	24¼-35	31¾-42½	49	26.5
-------------------------------------	------	-----	----	--------	-----	----	--------	---------	----	------



Shown with
FBCI Arm Option

Description

- Standard with: Black Nylon Base, Black Carpet Casters, and 20" Adjustable Chrome Foot Ring
- Available in Contrasting Upholsteries
- Optional 4" Stitch Detailing on Back; 7" Down From Top of Back
- Specify Your Choice of Upholstery, Arms, Base, Casters, Stitch Detailing, and Adjustable Height Back
- Foot Ring Has 8" Adjustment Range
- Seat Slider Not Available on Stools
- Rated For Users Up To 400lbs

List Price/Grade	COM	1	2	3	4	5	6	7	8	9	10	L1	L2
Single Upholstery	2.00	\$ 1576	1672	1750	1828	1946	2068	2240	2416	2626	2866	2178	2434
Contrasting Upholstery													
Primary (Seat)	0.75	\$ 1576	1612	1641	1671	1715	1761	1825	1891	1970	2060	1802	1898
Accent (Back)	1.25	\$ 0	60	109	157	231	307	415	525	656	806	376	536

Must Specify (in this order):

- Model #
- Primary Upholstery
- Accent Upholstery
- Arm
- Base
- Casters
- Stitch Detail
- Adjustable Height Back

For ordering options, see overview at the beginning of this section.

Handsome styling with elegant detailing makes Kennerly a mainstay for today's traditional environments. Precisely placed trim nails and button-tufted or plain back models complete the line. Swivels feature swivel-tilt control with pneumatic height adjustment.

CONSTRUCTION

- Exposed wood components and chair frame are manufactured using European Beech and are free of spirits, discoloration, pits, shakes, and wormholes; base caps are manufactured using select maple
- All chair joints are double-doweled or mortised and tenoned, screwed, and glued for maximum strength and durability
- All seats feature corner blocking
- Frames are individually hand assembled and sanded prior to being finished
- Non-marring nylon glides included in each leg at floor level
- If applicable, caster options include hooded casters available in black, brass and silver or choose black soft casters for hard surfaces
- High Grade Polyurethane Foam, 1½" thick in the seat and back
- Textiles are sewn with double stitch seams
- High quality sinuous springs with weight distribution rods ensure a comfortable seating application
- Ships fully assembled

HOW TO ORDER EXAMPLE

Model No.	Description	Example
132TB	Finish	DC
	Upholstery	Cortina Davenport Bark
	Nail Trim	NABRS
	Control	KT
	Casters	BLCS

WOOD FINISHES

Indiana Furniture uses a multi-step, hand finishing process on all exposed wood frames.

Chairs feature a catalyzed varnish finish which offers durability, lasting beauty, and resistance to normal wear.

AW Artisan Walnut	MW Mahogany Walnut
AS Asian Night	MO Medium Oak*
BW Beigewood*	ORW Oak Riftwood*
BL Black	PNW Pinnacle Walnut
CO Columbian Walnut	SCH Select Cherry
DC Dark Cherry	SKC Shaker Cherry
DFW Dark Forest Walnut*	SBP Smoky Brown Pear*
WH Designer White	TK Studio Teak
EF Espresso	SM Sugar Maple
FO Fawn Oak*	SW Sunglow Walnut
GC Golden Cherry	TT Tavern Teak*
HVM Harvest Maple*	WTA Weathered Ash*
HW Harvest Walnut	WC Williamsburg Cherry
LW Legacy Walnut	

* Finish is Low Sheen

UPHOLSTERY OPTIONS

Available in single upholstery in a wide variety of graded-in or contract options, including fabric, vinyl, and leather.

NAIL TRIM OPTIONS

NABRS	Brass Nail Trim	Std
NSLVR	Silver Nail Trim	\$ N/C
NONT	No Nail Trim	\$ N/C

CONTROL OPTIONS (IF APPLICABLE)

STD	Swivel-Tilt with Adjustable Tension Spring	Std
KT	Knee-Tilt Control	\$ 273

CASTER OPTIONS (IF APPLICABLE)

BRCS	Brass Hooded Casters	Std
BLCS	Black Hooded Casters	\$ N/C
SLCS	Silver Hooded Casters	\$ N/C
BHC	Black Soft Caster for Hard Surfaces	\$ N/C


(Available on 132TB and 132 only)

GLIDE OPTIONS (FOR MODELS WITHOUT CASTERS)


STD	Nylon Glides	Std
FELT	Felt Glides	\$ N/C

CERTIFICATIONS & COMPLIANCE

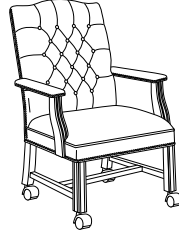
- CAL 117-2013 Compliance
- ETL Environmental Certification
- BIFMA level® Certified
- BIFMA Compliant® Certified
- TSCA Title VI (CARB) Compliance
- US Green Building's LEED® Contribution




Tufted High Back
Swivel
132TB
(See Page 123)




Tufted High Back
Guest
136TB
(See Page 123)



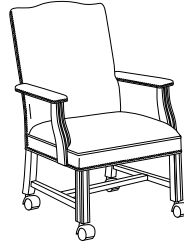
Tufted High Back
on Casters
138TB
(See Page 123)



High Back
Swivel
132
(See Page 124)




High Back
Guest
136
(See Page 124)



High Back on
Casters
138
(See Page 124)

Item	Model No.	Chair Width	Chair Depth	Chair Height	Seat Width	Seat Depth	Seat Height	Arm Height	Ship Wt	Cubic Ft
TUFTED HIGH BACK SWIVEL	132TB	27	26	40-43	21	18	16-20	27-30	72	24.2



Description

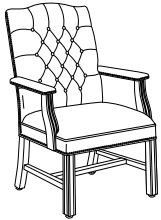
- Standard with: Swivel Tilt Control with Adjustable Tension, Pneumatic Height Adjustment, Tufted Back, Brass Nail Trim, 5-Star Base with Decorative Hardwood Caps, and Brass Hooded Dual Wheel Casters
- Optional Silver Trim and Black Soft Casters or Black or Silver Hooded Casters
- Knee-Tilt Control Option

List Price/Grade	Yards	COM/1	2	3	4	5	6	7	8	9	10	L1	L2
Single Upholstery	3.00	\$ 2344	2488	2605	2722	2899	3082	3340	3604	3919	4279	3247	3631

Must Specify (in this order):

- Model #
- Finish
- Upholstery
- Nail Trim
- Control
- Caster

TUFTED HIGH BACK GUEST	136TB	26½	27½	41½	21¼-19½	17½	18	28	44	23.4
------------------------	-------	-----	-----	-----	---------	-----	----	----	----	------



Description

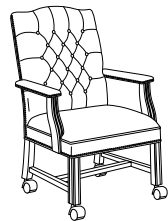
- Standard with: Tufted Back, Brass Nail Trim, and Nylon Glides
- Seat is Slightly Wider in Front
- Optional Silver Trim

List Price/Grade	Yards	COM/1	2	3	4	5	6	7	8	9	10	L1	L2
Single Upholstery	3.00	\$ 2028	2172	2289	2406	2583	2766	3024	3288	3603	3963	2931	3315

Must Specify (in this order):

- Model #
- Finish
- Upholstery
- Nail Trim
- Glide

TUFTED HIGH BACK GUEST ON CASTERS	138TB	26½	27½	41½	21¼-19½	17½	18	28	44	23.4
-----------------------------------	-------	-----	-----	-----	---------	-----	----	----	----	------



Description

- Standard with: Tufted Back, Brass Nail Trim, and Brass Hooded Dual Wheel Casters
- Seat is Slightly Wider in Front
- Optional Silver Trim and Black or Silver Hooded Casters


List Price/Grade	Yards	COM/1	2	3	4	5	6	7	8	9	10	L1	L2
Single Upholstery	3.00	\$ 2094	2238	2355	2472	2649	2832	3090	3354	3669	4029	2997	3381

Must Specify (in this order):

- Model #
- Finish
- Upholstery
- Nail Trim
- Caster

For ordering options, see overview at the beginning of this section.

Item	Model No.	Chair Width	Chair Depth	Chair Height	Seat Width	Seat Depth	Seat Height	Arm Height	Ship Wt	Cubic Ft
HIGH BACK SWIVEL	132	27	26	40-43	21	18	16-20	27-30	72	24.2



Description

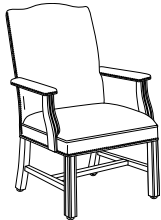
- Standard with: Swivel Tilt Control with Adjustable Tension, Pneumatic Height Adjustment, Brass Nail Trim, 5-Star Base with Decorative Hardwood Caps, and Brass Hooded Dual Wheel Casters
- Optional Silver Trim and Black Soft Casters or Black or Silver Hooded Casters
- Knee-Tilt Control Option

List Price/Grade	Yards	COM/1	2	3	4	5	6	7	8	9	10	L1	L2
Single Upholstery	2.50	\$ 2175	2295	2393	2490	2638	2790	3005	3225	3488	3788	2928	3248

Must Specify (in this order):

- Model #
- Finish
- Upholstery
- Nail Trim
- Control
- Caster

HIGH BACK GUEST	136	26½	27½	41½	21¼-19⅝	17⅞	18	28	44	23.4
-----------------	-----	-----	-----	-----	---------	-----	----	----	----	------



Description

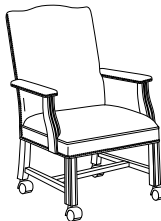
- Standard with: Brass Nail Trim and Nylon Glides
- Seat is Slightly Wider in Front
- Optional Silver Trim

List Price/Grade	Yards	COM/1	2	3	4	5	6	7	8	9	10	L1	L2
Single Upholstery	2.50	\$ 1854	1974	2072	2169	2317	2469	2684	2904	3167	3467	2607	2927

Must Specify (in this order):

- Model #
- Finish
- Upholstery
- Nail Trim

HIGH BACK GUEST ON CASTERS	138	26½	27½	41½	21¼-19⅝	17⅞	18	28	44	23.4
----------------------------	-----	-----	-----	-----	---------	-----	----	----	----	------



Description

- Standard with: Brass Nail Trim and Brass Hooded Dual Wheel Casters
- Seat is Slightly Wider in Front
- Optional Silver Trim and Black or Silver Hooded Casters

List Price/Grade	Yards	COM/1	2	3	4	5	6	7	8	9	10	L1	L2
Single Upholstery	2.50	\$ 1920	2040	2138	2235	2383	2535	2750	2970	3233	3533	2673	2993

Must Specify (in this order):

- Model #
- Finish
- Upholstery
- Nail Trim
- Caster

For ordering options, see overview at the beginning of this section.

A modern collection designed to address a wide range of applications for today’s social work-places and community spaces. KickStart’s flexible lounge and table offerings combine with collaborative elements to create inviting spaces for people to gather, work, re-energize, and learn.

The collection’s classic forms and refined scale are enhanced through precise details, tailored upholstery and a horizontal stitch detail. Two back styles, with or without a pillow, combine with upholstery options to create a versatile aesthetic ranging from sophisticated to casual.

CONSTRUCTION

- Internal wood components and frame are manufactured using Baltic Birch and European Beech
- Frames are individually hand assembled, and all chair joints are mortised and tenoned, screwed and glued for maximum strength and durability
- Metal legs are 9”H and are available in Aluminum or Chrome
- Non-marring Nylon Glides included in each leg at floor level
- High Grade Polyurethane Foam, 3½” thick in the seat and 2” thick in the back
- Optional Accent Pillow Backs, measuring 22½” x 3¼” x 13½” are attached with a nylon hook and loop material
- Modular units and tables connect using pre-installed metal ganging brackets
- Upholstered units ship fully assembled, while tables may require some assembly
- Tablet Arm surface measures 10” x 14” x 1”
- Tablet Arm surface and Tables feature Square edge profile

HOW TO ORDER EXAMPLE

UPHOLSTERED MODELS

Model No.	Description	Example
550H	Primary Upholstery	Mayer Fedora Fawn
	High Surround Upholstery	CF Stinson Pivot Chestnut
	Accent Pillow Upholstery (if applicable)	Mayer Fedora Light Grey
	Leg Color	CHRM
	Tablet Arm Material/Location (if applicable)	TL
	Tablet Arm Color (if applicable)	WTA
	Power/Color/Location (if applicable)	ECSL

TABLES

Model No.	Description	Example
550-2426GT	Table Color/Finish	WTA
	Leg Color	CHRM
	Power/Color/Location	PWRUSBA

UPHOLSTERY RECOMMENDATIONS

Available in single or contrasting upholsteries in a wide variety of graded-in or contract options, including fabric, vinyl, and leather.

The use of upholstery patterns and stripes is highly discouraged as they may result in alignment issues.

HIGH SURROUND UPHOLSTERY OPTIONS

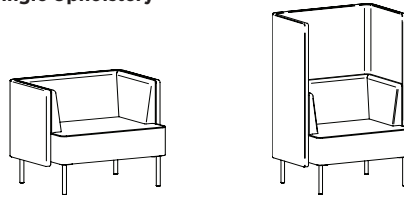
To ensure a proper fit and finish on the High Surround feature of the KickStart models, we will require upholsteries to fit within a specific range of stretch. To make specification easier for you, we have pre-approved upholsteries for the High Surround feature. These are included on the Stinson Color Story Card and can be found at www.IndianaFurniture.com. They include:

- | | |
|-----------------------------------|---------------------------------|
| Ace (24 Colorways) - GR3 | Pivot (15 Colorways) - GR3 |
| Blip (17 Colorways) - GR3 | Refraction (12 Colorways) - GR3 |
| Bryant Park (15 Colorways) - GR2 | Shift (16 Colorways) - GR3 |
| Highlight (14 Colorways) - GR3 | Sprint (19 Colorways) - GR2 |
| Inside Track (17 Colorways) - GR3 | |

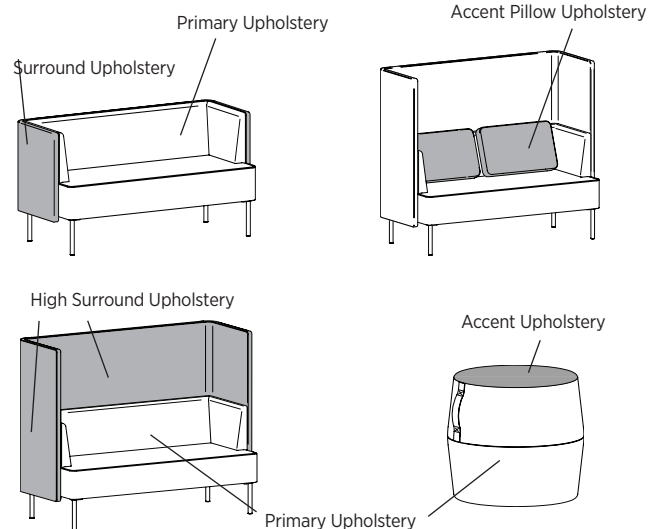
All other Upholsteries need approval prior to application. See Page 144.

SINGLE AND CONTRASTING UPHOLSTERY OPTIONS

Single Upholstery



Contrasting Upholstery



LEG OPTIONS

ALUM	Aluminum Legs	Std
CHRM	Chrome Legs	Std

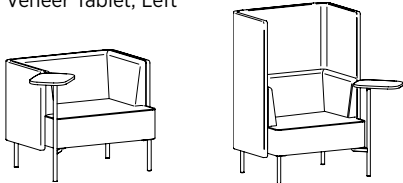
For Bistro Tables

ALUM	Aluminum Legs	Std
CHRM	Chrome Legs	\$ 98

TABLET ARM OPTIONS

Note: Specified by Facing the Chair

TR	TFL Tablet, Right	\$ 583
PR	HPL Tablet, Right	\$ 697
WR	Veneer Tablet, Right	\$ 697
TL	TFL Tablet, Left	\$ 583
PL	HPL Tablet, Left	\$ 697
WL	Veneer Tablet, Left	\$ 697



TF (T) AND HPL (P) LAMINATE OPTIONS

WOODGRAIN

AS	Asian Night	PNW	Pinnacle Walnut
BW	Beigewood	SCH	Select Cherry
CO	Columbian Walnut	SKC	Shaker Cherry
EF	Espresso	SBP	Smoky Brown Pear
GC	Golden Cherry	TK	Studio Teak
HVM	Harvest Maple	SM	Sugar Maple
MW	Mahogany Walnut	WTA	Weathered Ash
ORW	Oak Riftwood	WC	Williamsburg Cherry

SOLID

BL	Black	PPD	Pepperdust
WH	Designer White	SG	Slate Grey
FHG	Fashion Grey	WHS	White Sand

VENEER (W) OPTIONS

Veneer tops feature UV Advantage, an ultra-violet finish, on all exposed surfaces by utilizing roll-coat UV technology.

AW	Artisan Walnut	MW	Mahogany Walnut
AS	Asian Night	MO	Medium Oak*
CO	Columbian Walnut	ORW	Oak Riftwood*
DC	Dark Cherry	SCH	Select Cherry
DFW	Dark Forest Walnut	SKC	Shaker Cherry
EF	Espresso	SBP	Smoky Brown Pear
FO	Fawn Oak*	SM	Sugar Maple
GC	Golden Cherry	SW	Sunglow Walnut
HVM	Harvest Maple	TT	Tavern Teak
HW	Harvest Walnut	WTA	Weathered Ash*
LW	Legacy Walnut	WC	Williamsburg Cherry

* Finish is Low Sheen

POWER OPTIONS

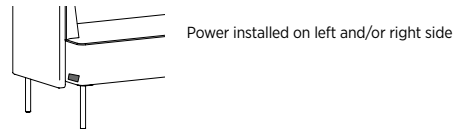
Note: Specified by Facing the Chair

Power locations for lounge units are located 1 1/4" up from the glide and 3 1/2" in from the outside of the arm. For modular units, the power is located 1 1/4" up from the glide and 4" in from the outside of the unit.

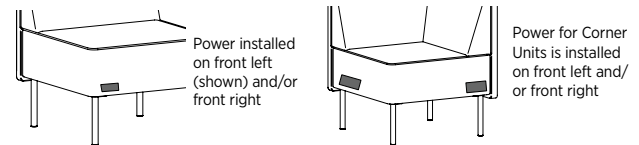
Up to two (2) ECA power ports may be used in each upholstered unit. ECA Power port comes with one (1) outlet and two (2) USB

ECSL	ECA Cove, Left Port, Silver	\$ 888
ECSR	ECA Cove, Right Port, Silver	\$ 888
ECSLR	ECA Cove, Left and Right Port, Silver	\$ 1776
ECBL	ECA Cove, Left Port, Black	\$ 888
ECBR	ECA Cove, Right Port, Black	\$ 888
ECBLR	ECA Cove, Left and Right Port, Black	\$ 1776

Standard Upholstered Units offer power ports on left and/or right side of unit




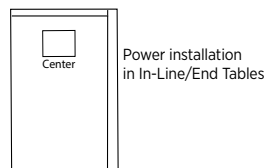
Modular Upholstered Units offer power ports on front left and/or front right of unit



Modular Ganging Tables:

Note: Does Not Include Bistro Tables

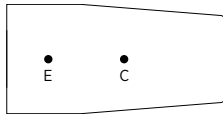
EPWRUSBA	ECA Cove, Aluminum	\$ 805
EPWRUSBB	ECA Cove, Black	\$ 805
01-DOCK950W	Dock 950 Wireless Charger, White, Specify Location	\$ 242
01-DOCK950B	Dock 950 Wireless Charger, Black, Specify Location	\$ 242
01-DOCK150W	Dock 150 Wireless & USB Charger, White, Specify Location	\$ 369
01-DOCK150B	Dock 150 Wireless & USB Charger, Black, Specify Location	\$ 369



POWER OPTIONS - ECA COVE CONTINUED

Media Table:

01-DUOBEZELW	Duo Bezel, White, Specify Location	\$	615
01-DUOBEZELB	Duo Bezel, Black, Specify Location	\$	615
01-DUOBEZELS	Duo Bezel, Silver, Specify Location	\$	615
01-TRIOBEZELW	Trio Bezel, White, Specify Location	\$	660
01-TRIOBEZELB	Trio Bezel, Black, Specify Location	\$	660
01-TRIOBEZELS	Trio Bezel, Silver, Specify Location	\$	660
01-DOCK950W	Dock 950 Wireless Charger, White, Specify Location	\$	242
01-DOCK950B	Dock 950 Wireless Charger, Black, Specify Location	\$	242
01-DOCK150W	Dock 150 Wireless & USB Charger, White, Specify Location	\$	369
01-DOCK150B	Dock 150 Wireless & USB Charger, Black, Specify Location	\$	369



Power locations for Media Table are
End, Center, or End and Center

E = End C = Center EC = End and Center


E = 12" from monitor end
C = Centered




DOCK950



DOCK150



Duo Bezel



Trio Bezel

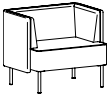
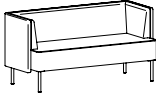

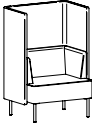
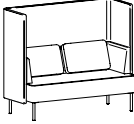
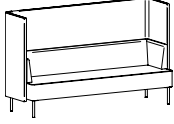

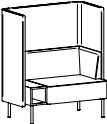

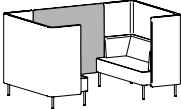
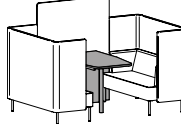
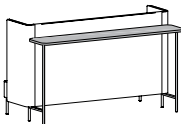



ECA Cove


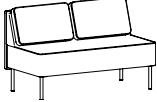


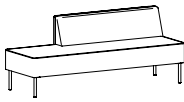






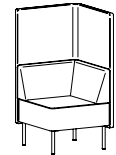

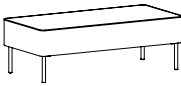
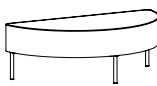

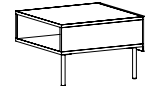
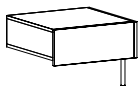
CERTIFICATIONS & COMPLIANCE

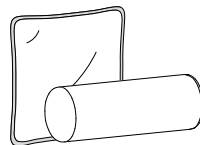
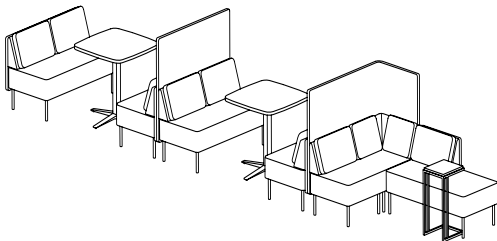
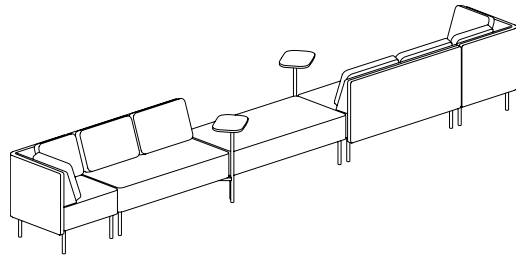
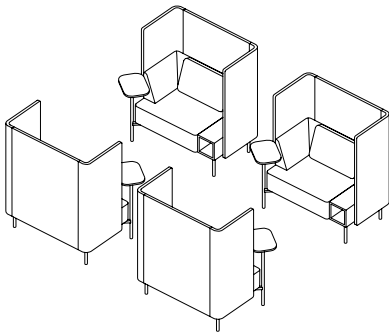
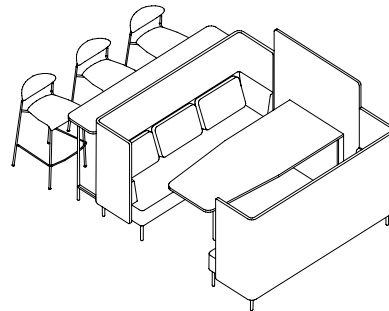
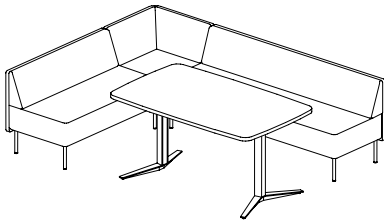
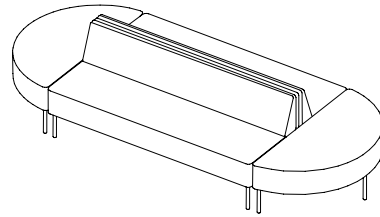
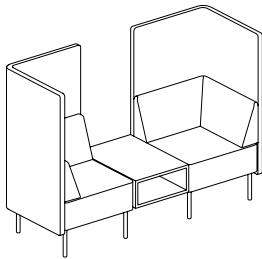
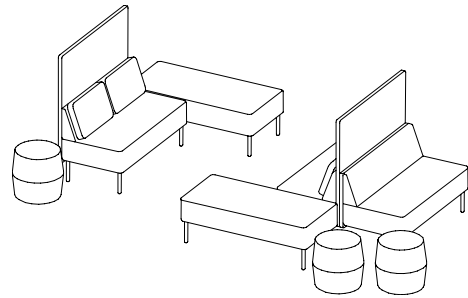
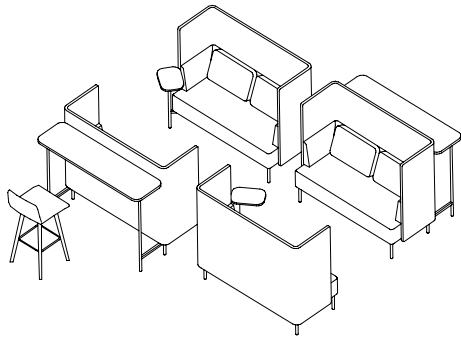
- CAL 117-2013 Compliance
- ETL Environmental Certification
- BIFMA level® Certified
- BIFMA Compliant® Certified
- TSCA Title VI (CARB) Compliance
- US Green Building's LEED® Contribution

Standard Components

						
Club Chair 550 <i>(See Page 129)</i>	Settee 5502 <i>(See Page 129)</i>	Sofa 5503 <i>(See Page 129)</i>	Club Chair with High Surround 550H <i>(See Page 130)</i>	Settee with High Surround: 5502H <i>(Shown with optional pillows)</i> <i>(See Page 130)</i>	Sofa with High Surround: 5503H <i>(See Page 130)</i>	Pouffe 550-1617PF <i>(See Page 131)</i>
				Booth Settee with High Surround 5502HR: Right 5502HL: Left <i>(See Page 131)</i>	Booth Sofa with High Surround 5503HR: Right 5503HL: Left <i>(See Page 132)</i>	
						
Club Nook with High Surround 550HNR: Right 550HNL: Left <i>(See Page 131)</i>	High Surround Center Panel 5560HP: TFL 5560HPV: Veneer 5560HPU: Upholstered <i>(See Page 133)</i>	Low Surround Center Panel 5540HP: TFL 5540HPV: Veneer 5540HPU: Upholstered <i>(See Page 133)</i>	Media Peninsula 550-3072MPS: TFL 550-3072MPSH: HPL 550-3072MPSV: Veneer 550-3048MPS: TFL 550-3048MPSH: HPL 550-3048MPSV: Veneer <i>(See Page 132)</i>	Bistro Table 550-1681BT: TFL 550-1681BTH: HPL 550-1681BTV: Veneer 550-1657BT: TFL 550-1657BTH: HPL 550-1657BTV: Veneer <i>(See Page 139)</i>	Purse Hook: 01-HOOK <i>(See Page 139)</i>	

Modular Components


					
Modular Club Chair: 550N <i>(See Page 134)</i>	Modular Settee: 5502N <i>(Shown with optional pillows)</i> <i>(See Page 134)</i>	Modular Sofa: 5503N <i>(See Page 134)</i>	Modular Chaise Settee 5502CR: Right 5502CL: Left <i>(See Page 136)</i>	Modular Chaise Sofa 5503CR: Right 5503CL: Left <i>(See Page 136)</i>	Modular Corner Unit 550-90C <i>(See Page 136)</i>
					
Modular Club Chair with High Surround: 550NH <i>(See Page 135)</i>	Modular Settee with High Surround 5502NH <i>(See Page 135)</i>	Modular Sofa with High Surround: 5503NH <i>(See Page 135)</i>	Modular Chaise Settee with High Surround 5502CHR: Right 5502CHL: Left <i>(See Page 137)</i>	Modular Chaise Sofa with High Surround 5503CHR: Right 5503CHL: Left <i>(See Page 137)</i>	Modular Corner Unit with High Surround 550-90CH <i>(See Page 137)</i>
					
Ottoman 550-2424OT <i>(See Page 138)</i>	Bench 550-5024RT <i>(See Page 138)</i>	Half Round Bench 550-5024HR <i>(See Page 138)</i>	In-Line Table 550-2426GT: TFL 550-2426GTH: HPL 550-2426GTV: Veneer 550-1826GT: TFL 550-1826GTH: HPL 550-1826GTV: Veneer <i>(See Page 138)</i>	End Table 550-2426ET: TFL 550-2426ETH: HPL 550-2426ETV: Veneer 550-1826ET: TFL 550-1826ETH: HPL 550-1826ETV: Veneer <i>(See Page 139)</i>	Corner Table 550-9026CGT: TFL 550-9026CGTH: HPL 550-9026CGTV: Veneer <i>(See Page 139)</i>



Make any Kickstart Lounge a little more stylish, cozier, and the overall a little brighter. Enhance your space with new Cush Pillows.

Available in multiple shapes and sizes, and with or without piping, to bring the comforts of home or add sophistication to any space.

Item	Model No.	Chair Width	Chair Depth	Chair Height	Seat Width	Seat Depth	Seat Height	Arm Height	Ship Wt	Cubic Ft
CLUB CHAIR	550	33	26¼	29⅞	24	18¾	17½	29⅞	80	24



Description

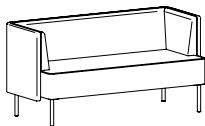
- Available with Contrasting Upholsteries
- Select from Aluminum or Chrome Legs
- Optional Pillow Back, Tablet Arm, and Power

Must Specify (in this order):

- Model #
- Primary Upholstery
- Surround Upholstery
- Pillow Upholstery
- Leg Color
- Tablet Arm
- Tablet Color
- Power

List Price/Grade	Yards	COM/1	2	3	4	5	6	7	8	9	10	L1	L2
Single Upholstery	5.25	\$ 3108	3360	3565	3770	4079	4400	4851	5313	5864	6494	4688	5360
Contrasting Upholstery													
Primary	3.00	\$ 3108	3252	3369	3486	3663	3846	4104	4368	4683	5043	4011	4395
Surround	2.25	\$ 0	108	196	284	416	554	747	945	1181	1451	677	965
Pillow (1)	1.25	\$ 272	332	381	430	503	580	687	797	928	1078	648	808

SETTEE



5502	57	26¼	29⅞	48	18¾	17½	29⅞	103	43.2
------	----	-----	-----	----	-----	-----	-----	-----	------

Description

- Available with Contrasting Upholsteries
- Select from Aluminum or Chrome Legs
- Optional Pillow Back, Tablet Arm, and Power

Must Specify (in this order):

- Model #
- Primary Upholstery
- Surround Upholstery
- Pillow Upholstery
- Leg Color
- Tablet Arm
- Tablet Color
- Power

List Price/Grade	Yards	COM/1	2	3	4	5	6	7	8	9	10	L1	L2
Single Upholstery	7.25	\$ 4508	4856	5139	5422	5849	6292	6915	7553	8314	9184	6690	7618
Contrasting Upholstery													
Primary	4.50	\$ 4508	4724	4900	5075	5341	5615	6002	6398	6871	7411	5863	6439
Surround	2.75	\$ 0	132	239	347	508	677	913	1155	1443	1773	827	1179
Pillows (2)	1.50	\$ 495	567	626	684	773	864	993	1125	1283	1463	947	1139

SOFA



5503	81	26¼	29⅞	72	18¾	17½	29⅞	130	69.1
------	----	-----	-----	----	-----	-----	-----	-----	------

Description

- Available with Contrasting Upholsteries
- Select from Aluminum or Chrome Legs
- Optional Pillow Back, Tablet Arm, and Power


Must Specify (in this order):

- Model #
- Primary Upholstery
- Surround Upholstery
- Pillow Upholstery
- Leg Color
- Tablet Arm
- Tablet Color
- Power

List Price/Grade	Yards	COM/1	2	3	4	5	6	7	8	9	10	L1	L2
Single Upholstery	8.75	\$ 6185	6605	6946	7288	7804	8338	9090	9860	10779	11829	8819	9939
Contrasting Upholstery													
Primary	5.25	\$ 6185	6437	6642	6847	7156	7477	7928	8390	8941	9571	7765	8437
Surround	3.50	\$ 0	168	304	441	648	861	1162	1470	1838	2258	1054	1502
Pillows (3)	2.00	\$ 730	826	904	982	1100	1222	1394	1570	1780	2020	1332	1588

For ordering options, see overview at the beginning of this section.

Item	Model No.	Chair Width	Chair Depth	Chair Height	Seat Width	Seat Depth	Seat Height	Arm Height	Ship Wt	Cubic Ft
CLUB CHAIR WITH HIGH SURROUND	550H	33	26¼	49	24	18¾	17½	29⅝	109	34.4



Must Specify (in this order):

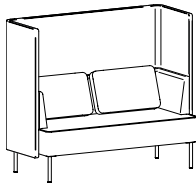
- Model #
- Primary Upholstery
- High Surround Upholstery
- Pillow Upholstery
- Leg Color
- Tablet Arm
- Tablet Color
- Power

Description

- Available with Contrasting Upholsteries
- Select from Aluminum or Chrome Legs
- Optional Pillow Back, Tablet Arm, and Power
- For High Surround, Select from Pre-Approved Upholsteries or Submit Approval Form; See Page 144

List Price/Grade	Yards	COM/1	2	3	4	5	6	7	8	9	10
Single Upholstery	7.50	\$ 4470	4830	5123	5415	5858	6315	6960	7620	8408	9308
Contrasting Upholstery											
Primary	3.00	\$ 4470	4614	4731	4848	5025	5208	5466	5730	6045	6405
High Surround	4.50	\$ 0	216	392	567	833	1107	1494	1890	2363	2903
Pillow (1)	1.25	\$ 272	332	381	430	503	580	687	797	928	1078

SETTEE WITH HIGH SURROUND	5502H	57	26¼	49	48	18¾	17½	29⅝	144	61.9
---------------------------	-------	----	-----	----	----	-----	-----	-----	-----	------



Shown with Optional Pillows

Must Specify (in this order):

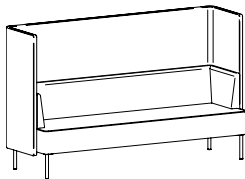
- Model #
- Primary Upholstery
- High Surround Upholstery
- Pillow Upholstery
- Leg Color
- Tablet Arm
- Tablet Color
- Power

Description

- Available with Contrasting Upholsteries
- Select from Aluminum or Chrome Legs
- Optional Pillow Back, Tablet Arm, and Power
- For High Surround, Select from Pre-Approved Upholsteries or Submit Approval Form; See Page 144

List Price/Grade	Yards	COM/1	2	3	4	5	6	7	8	9	10
Single Upholstery	9.75	\$ 5909	6377	6757	7138	7713	8308	9146	10004	11028	12198
Contrasting Upholstery											
Primary	4.50	\$ 5909	6125	6301	6476	6742	7016	7403	7799	8272	8812
High Surround	5.25	\$ 0	252	456	662	971	1292	1743	2205	2756	3386
Pillows (2)	1.50	\$ 495	567	626	684	773	864	993	1125	1283	1463

SOFA WITH HIGH SURROUND	5503H	81	26¼	49	72	18¾	17½	29⅝	180	98.9
-------------------------	-------	----	-----	----	----	-----	-----	-----	-----	------



Must Specify (in this order):

- Model #
- Primary Upholstery
- High Surround Upholstery
- Pillow Upholstery
- Leg Color
- Tablet Arm
- Tablet Color
- Power

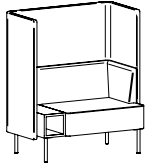
Description

- Available with Contrasting Upholsteries
- Select from Aluminum or Chrome Legs
- Optional Pillow Back, Tablet Arm, and Power
- For High Surround, Select from Pre-Approved Upholsteries or Submit Approval Form; See Page 144

List Price/Grade	Yards	COM/1	2	3	4	5	6	7	8	9	10
Single Upholstery	12.00	\$ 7596	8172	8640	9108	9816	10548	11580	12636	13896	15336
Contrasting Upholstery											
Primary	5.25	\$ 7596	7848	8053	8258	8567	8888	9339	9801	10352	10982
High Surround	6.75	\$ 0	324	587	850	1249	1660	2241	2835	3544	4354
Pillows (3)	2.00	\$ 730	826	904	982	1100	1222	1394	1570	1780	2020

For ordering options, see overview at the beginning of this section.

Item	Model No.	Chair Width	Chair Depth	Chair Height	Seat Width	Seat Depth	Seat Height	Arm Height	Ship Wt	Cubic Ft	
CLUB NOOK WITH HIGH SURROUND	Seat on Left										
	Seat on Right										
	550HNL	550HNR	44½	26¼	49	27¼	18¾	17½	29⅝	121	52.9



Shown as Right

Must Specify (in this order):

- Model #
- Primary Upholstery
- High Surround Upholstery
- Pillow Upholstery
- Nook Material
- Nook Color
- Leg Color
- Tablet Arm
- Tablet Color
- Power

Description

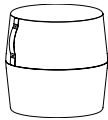
- Available with Contrasting Upholsteries
- Select from Aluminum or Chrome Legs
- Nook Measures 8 ¼" x 14" x 8 ¼"; TFL Standard, Optional Veneer (W) or HPL (H). See Below for Upcharge
- Optional Pillow Back, Tablet Arm, and Power
- For High Surround, Select from Pre-Approved Upholsteries or Submit Approval Form; See Page 144

List Price/Grade	Yards	COM/1	2	3	4	5	6	7	8	9	10
Single Upholstery	8.25	\$ 5404	5800	6122	6444	6930	7434	8143	8869	9735	10725
Contrasting Upholstery											
Primary	3.00	\$ 5404	5548	5665	5782	5959	6142	6400	6664	6979	7339
High Surround	5.25	\$ 0	252	457	662	971	1292	1743	2205	2756	3386
Pillow (1)	1.25	\$ 272	332	381	430	503	580	687	797	928	1078

Nook Material: Specify & Add

H	HPL - Must Specify Color										\$ 163
W	Veneer - Must Specify Color										\$ 397

POUFFE	550-1617PF		16	16	17½	-	-	-	-	10	5.7
---------------	------------	--	----	----	-----	---	---	---	---	----	-----



Must Specify (in this order):


- Model #
- Primary Upholstery
- Accent Upholstery

Description

- Standard with: Brown Leather Handle and Black Vinyl Bottom
- Upholstery Patterns or Stripes as the Primary Upholstery is Highly Discouraged Due to Alignment Issues
- Available with Contrasting Upholsteries

List Price/Grade	Yards	COM/1	2	3	4	5	6	7	8	9	10
Single Upholstery	2.50	\$ 696	816	914	1011	1159	1311	1526	1746	2009	2309
Contrasting Upholstery											
Primary	1.75	\$ 696	780	848	917	1020	1127	1277	1431	1615	1825
Accent	0.75	\$ 0	36	66	94	139	184	249	315	394	484

BOOTH SETTEE WITH HIGH SURROUND	Left	Right									
	5502HL	5502HR		57	26¼	49	48	18¾	17½	29⅝	144



Shown with Optional Pillows

Must Specify (in this order):

- Model #
- Primary Upholstery
- High Surround Upholstery
- Pillow Upholstery
- Leg Color
- Tablet Arm
- Tablet Color
- Power

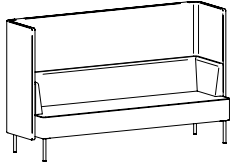
Description

- To Be Used With a High Surround Center Panel Model; Compatible With Media Table
- Center Panel Attaches to Lounge Unit With Hidden Clips; Reconfiguration Not Recommended
- Available with Contrasting Upholsteries
- Select from Aluminum or Chrome Legs
- Optional Pillow Back, Tablet Arm, and Power
- For High Surround, Select from Pre-Approved Upholsteries or Submit Approval Form; See Page 144

List Price/Grade	Yards	COM/1	2	3	4	5	6	7	8	9	10
Single Upholstery	9.75	\$ 5909	6377	6757	7138	7713	8308	9146	10004	11028	12198
Contrasting Upholstery											
Primary	4.50	\$ 5909	6125	6301	6476	6742	7016	7403	7799	8272	8812
High Surround	5.25	\$ 0	252	456	662	971	1292	1743	2205	2756	3386
Pillows (2)	1.50	\$ 495	567	626	684	773	864	993	1125	1283	1463

For ordering options, see overview at the beginning of this section.

Item	Model No.	Width	Depth	Height	Ship Wt	Cubic Ft	List Price				
BOOTH SOFA WITH HIGH SURROUND	Left										
	Right										
	5503HL	5503HR	81	26¼	49	72	18¾	17½	29½	180	98.9



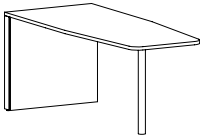
Must Specify (in this order):
 Model #
 Primary Upholstery
 High Surround Upholstery
 Pillow Upholstery
 Leg Color
 Tablet Arm
 Tablet Color
 Power

Description

- To Be Used With a High Surround Center Panel Model; Compatible With Media Table
- Center Panel Attaches to Lounge Unit With Hidden Clips; Reconfiguration Not Recommended
- Available with Contrasting Upholsteries
- Select from Aluminum or Chrome Legs
- Optional Pillow Back, Tablet Arm, and Power
- For High Surround, Select from Pre-Approved Upholsteries or Submit Approval Form; See Page 144

List Price/Grade	Yards	COM/1	2	3	4	5	6	7	8	9	10
Single Upholstery	12.00 \$	7596	8172	8640	9108	9816	10548	11580	12636	13896	15336
Contrasting Upholstery											
Primary	5.25 \$	7596	7848	8053	8258	8567	8888	9339	9801	10352	10982
High Surround	6.75 \$	0	324	587	850	1249	1660	2241	2835	3544	4354
Pillow (3)	2.00 \$	730	826	904	982	1100	1222	1394	1570	1780	2020

Item	Model No.	Width	Depth	Height	Ship Wt	Cubic Ft	List Price	
MEDIA PENINSULA	72"W							
	550-3072MPS	TFL	72	30	30	153	43.9	T\$ 1617
	550-3072MPSH	HPL	72	30	30	153	43.9	P\$ 1807
	550-3072MPSV	Veneer	72	30	30	153	43.9	W\$ 2517
	48"W							
	550-3048MPS	TFL	48	30	30	112	28.4	T\$ 1399
	550-3048MPSH	HPL	48	30	30	112	28.4	P\$ 1537
	550-3048MPSV	Veneer	48	30	30	112	28.4	W\$ 2263



Must Specify (in this order):
 Model #
 Finish/Color
 Leg Color
 Power
 Monitor Stand

Description

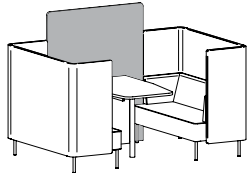

- Use with 60" High Surround Center Panels
- Not Recommended for Freestanding Application Due To Open Back
- Standard with: Square Edge and 2" Metal Tube Leg (Installed 15" from Front)
- 72" Units Feature a 51" Kneespace; 48" Units Feature 27" Kneespace
- Available with Aluminum or Chrome Leg
- End Panel Support Allows for Easy Routing and Concealing of Cables Through Wide, In-Column Channel
- Optional Monitor Stand and Power; Monitor Stand Fits Most 32" - 52" Screens (Mounting Pattern Range: VESA® 100x100mm - 600x400mm)
- Wire Management Trough Included; 4¼" W x 46⅜" L x 31½" H
- Some Assembly Required

Optional Monitor Stand: Specify & Add

MTSD	Monitor Stand	\$	615
------	---------------	----	-----

For ordering options, see overview at the beginning of this section.

Item	Model No.	Chair Width	Chair Depth	Chair Height	Seat Width	Seat Depth	Seat Height	Arm Height	Ship Wt	Cubic Ft
HIGH SURROUND CENTER PANEL FOR MEDIA TABLE	5560HP	TFL		48	1	60	73.5	7.2	T\$	648
	5560HPV	Veneer		48	1	60	73.5	7.2	W\$	969
	5560HPU	Upholstered		48	1	60	73.5	7.2		See Below



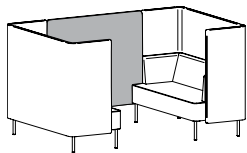

Description

- For Use with The Media Table; Requires Two Booth Settee or Booth Sofa Models (Specify Separately)
- Upholstery which is Railroad Cut (Across the Roll) Will Have a Seam Approximately 8" from Bottom
- Center Panel Sets on Floor; No Gap at Floor
- Attaches to Lounge Units with Hidden Fasteners; Reconfiguration Not Recommended
- For Upholstery, Select from Pre-Approved Upholsteries or Submit Approval Form; See Page 144

List Price/Grade	Yards	COM/1	2	3	4	5	6	7	8	9	10
Single Upholstery	4.50	\$ 983	1199	1375	1550	1816	2090	2477	2873	3346	3886

Must Specify (in this order):
Model #
Finish/Color/Upholstery

LOW SURROUND CENTER PANEL	5540HP	TFL		48	1	40	49	4.9	T\$	522
	5540HPV	Veneer		48	1	40	49	4.9	W\$	778
	5540HPU	Upholstered		48	1	40	49	4.9		See Below



Description

- Requires Two Booth Settee or Booth Sofa Models (Specify Separately)
- Not Recommended for Use with Media Table
- Center Panel Aligns with Bottom of High Surround; 9" Gap at Floor
- Attaches to Lounge Units with Hidden Fasteners; Reconfiguration Not Recommended
- For Upholstery, Select from Pre-Approved Upholsteries or Submit Approval Form; See Page 144

List Price/Grade	Yards	COM/1	2	3	4	5	6	7	8	9	10
Single Upholstery	3.25	\$ 791	947	1074	1201	1392	1591	1870	2156	2497	2887

Must Specify (in this order):
Model #
Finish/Color/Upholstery

For ordering options, see overview at the beginning of this section.

Item	Model No.	Chair Width	Chair Depth	Chair Height	Seat Width	Seat Depth	Seat Height	Arm Height	Ship Wt	Cubic Ft
MODULAR CLUB CHAIR	550N	24	24	29½	24	18¼	17½	-	40	24



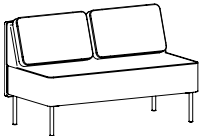
- Description**
- Available with Contrasting Upholsteries
 - Select from Aluminum or Chrome Legs
 - Includes Ganging Hardware
 - Optional Pillow Back, Tablet Arm, and Power

Must Specify (in this order):

- Model #
- Primary Upholstery
- Surround Upholstery
- Pillow Upholstery
- Leg Color
- Tablet Arm
- Tablet Color
- Power

List Price/Grade	Yards	COM/1	2	3	4	5	6	7	8	9	10	L1	L2
Single Upholstery	3.25	\$ 2313	2469	2596	2723	2914	3113	3392	3678	4019	4409	3291	3707
Contrasting Upholstery													
Primary	2.25	\$ 2313	2421	2509	2597	2729	2867	3060	3258	3494	3764	2990	3278
Surround	1.00	\$ 0	48	87	126	185	246	332	420	525	645	301	429
Pillow (1)	1.25	\$ 272	332	381	430	503	580	687	797	928	1078	648	808

MODULAR SETTEE	5502N	48	24	29½	48	18¼	17½	-	68	43.2
----------------	-------	----	----	-----	----	-----	-----	---	----	------



Shown with Optional Pillows

- Description**
- Available with Contrasting Upholsteries
 - Select from Aluminum or Chrome Legs
 - Includes Ganging Hardware
 - Optional Pillow Back, Tablet Arm, and Power

Must Specify (in this order):

- Model #
- Primary Upholstery
- Surround Upholstery
- Pillow Upholstery
- Leg Color
- Tablet Arm
- Tablet Color
- Power

List Price/Grade	Yards	COM/1	2	3	4	5	6	7	8	9	10	L1	L2
Single Upholstery	4.50	\$ 3068	3284	3460	3635	3901	4175	4562	4958	5431	5971	4423	4999
Contrasting Upholstery													
Primary	3.00	\$ 3068	3212	3329	3446	3623	3806	4064	4328	4643	5003	3971	4355
Surround	1.50	\$ 0	72	131	189	278	369	498	630	788	968	452	644
Pillows (2)	1.50	\$ 495	567	626	684	773	864	993	1125	1283	1463	947	1139

SOFA	5503N	72	24	29½	72	18¼	17½	-	88	69.1
------	-------	----	----	-----	----	-----	-----	---	----	------



- Description**
- Available with Contrasting Upholsteries
 - Select from Aluminum or Chrome Legs
 - Includes Ganging Hardware
 - Optional Pillow Back, Tablet Arm, and Power


Must Specify (in this order):

- Model #
- Primary Upholstery
- Surround Upholstery
- Pillow Upholstery
- Leg Color
- Tablet Arm
- Tablet Color
- Power

List Price/Grade	Yards	COM/1	2	3	4	5	6	7	8	9	10	L1	L2
Single Upholstery	6.25	\$ 3763	4063	4307	4551	4919	5301	5838	6388	7044	7794	5644	6444
Contrasting Upholstery													
Primary	4.25	\$ 3763	3967	4133	4299	4549	4809	5174	5548	5994	6504	5042	5586
Surround	2.00	\$ 0	96	174	252	370	492	664	840	1050	1290	602	858
Pillows (3)	2.00	\$ 730	826	904	982	1100	1222	1394	1570	1780	2020	1332	1588

For ordering options, see overview at the beginning of this section.

Item	Model No.	Chair Width	Chair Depth	Chair Height	Seat Width	Seat Depth	Seat Height	Arm Height	Ship Wt	Cubic Ft
MODULAR CLUB CHAIR WITH HIGH SURROUND	550NH	24	24	49	24	18¼	17½	-	50	43.2



Must Specify (in this order):


- Model #
- Primary Upholstery
- High Surround Upholstery
- Pillow Upholstery
- Leg Color
- Tablet Arm
- Tablet Color
- Power

Description

- Available with Contrasting Upholsteries
- Select from Aluminum or Chrome Legs
- Includes Ganging Hardware
- Optional Pillow Back, Tablet Arm, and Power
- For High Surround, Select from Pre-Approved Upholsteries or Submit Approval Form; See Page 144

List Price/Grade	Yards	COM/1	2	3	4	5	6	7	8	9	10
Single Upholstery	5.00	\$ 2643	2883	3078	3273	3568	3873	4303	4743	5268	5868
Contrasting Upholstery											
Primary	2.25	\$ 2643	2751	2839	2927	3059	3197	3390	3588	3824	4094
High Surround	2.75	\$ 0	132	239	346	509	676	913	1155	1444	1774
Pillow (1)	1.25	\$ 272	332	381	430	503	580	687	797	928	1078

MODULAR SETTEE WITH HIGH SURROUND	5502NH	48	24	49	48	18¼	17½	-	88	61.9
--	--------	----	----	----	----	-----	-----	---	----	------



Must Specify (in this order):

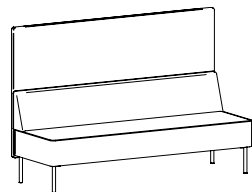
- Model #
- Primary Upholstery
- High Surround Upholstery
- Pillow Upholstery
- Leg Color
- Tablet Arm
- Tablet Color
- Power

Description

- Available with Contrasting Upholsteries
- Select from Aluminum or Chrome Legs
- Includes Ganging Hardware
- Optional Pillow Back, Tablet Arm, and Power
- For High Surround, Select from Pre-Approved Upholsteries or Submit Approval Form; See Page 144

List Price/Grade	Yards	COM/1	2	3	4	5	6	7	8	9	10
Single Upholstery	6.25	\$ 3485	3785	4029	4273	4641	5023	5560	6110	6766	7516
Contrasting Upholstery											
Primary	3.00	\$ 3485	3629	3746	3863	4040	4223	4481	4745	5060	5420
High Surround	3.25	\$ 0	156	283	410	601	800	1079	1365	1706	2096
Pillows (2)	1.50	\$ 495	567	626	684	773	864	993	1125	1283	1463

MODULAR SOFA WITH HIGH SURROUND	5503NH	72	24	49	72	18¼	17½	-	118	99.0
--	--------	----	----	----	----	-----	-----	---	-----	------



Must Specify (in this order):

- Model #
- Primary Upholstery
- High Surround Upholstery
- Pillow Upholstery
- Leg Color
- Tablet Arm
- Tablet Color
- Power

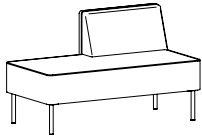
Description

- Available with Contrasting Upholsteries
- Select from Aluminum or Chrome Legs
- Includes Ganging Hardware
- Optional Pillow Back, Tablet Arm, and Power
- For High Surround, Select from Pre-Approved Upholsteries or Submit Approval Form; See Page 144

List Price/Grade	Yards	COM/1	2	3	4	5	6	7	8	9	10
Single Upholstery	8.75	\$ 4428	4848	5189	5531	6047	6581	7333	8103	9022	10072
Contrasting Upholstery											
Primary	4.25	\$ 4428	4632	4798	4964	5214	5474	5839	6213	6659	7169
High Surround	4.50	\$ 0	216	391	567	833	1107	1494	1890	2363	2903
Pillows (3)	2.00	\$ 730	826	904	982	1100	1222	1394	1570	1780	2020

For ordering options, see overview at the beginning of this section.

Item	Model No.	Chair Width	Chair Depth	Chair Height	Seat Width	Seat Depth	Seat Height	Arm Height	Ship Wt	Cubic Ft	
MODULAR CHAISE SETTEE	Back on Left										
	Back on Right										
	5502CL	5502CR	48	24	29½	48	18¼	17½	-	50	43.2



Shown as Right

Must Specify (in this order):

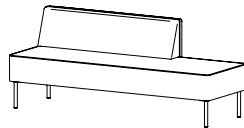
- Model #
- Primary Upholstery
- Surround Upholstery
- Pillow Upholstery
- Leg Color
- Tablet Arm
- Tablet Color
- Power

Description

- Available with Contrasting Upholsteries
- Select from Aluminum or Chrome Legs
- Includes Ganging Hardware
- Optional Pillow Back, Tablet Arm, and Power

List Price/Grade	Yards	COM/1	2	3	4	5	6	7	8	9	10	L1	L2
Single Upholstery	4.00	\$ 2798	2990	3146	3302	3538	3782	4126	4478	4898	5378	4002	4514
Contrasting Upholstery													
Primary	3.00	\$ 2798	2942	3059	3176	3353	3536	3794	4058	4373	4733	3701	4085
Surround	1.00	\$ 0	48	87	126	185	246	332	420	525	645	301	429
Pillow (1)	1.25	\$ 272	332	381	430	503	580	687	797	928	1078	648	808

MODULAR CHAISE SOFA



Shown as Left

Must Specify (in this order):

- Model #
- Primary Upholstery
- Surround Upholstery
- Pillow Upholstery
- Leg Color
- Tablet Arm
- Tablet Color
- Power

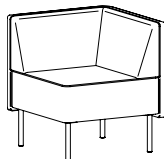
Item	Model No.	Chair Width	Chair Depth	Chair Height	Seat Width	Seat Depth	Seat Height	Arm Height	Ship Wt	Cubic Ft	
MODULAR CHAISE SOFA	Back on Left										
	Back on Right										
	5503CL	5503CR	72	24	29½	72	18¼	17½	-	78	69.1

Description

- Available with Contrasting Upholsteries
- Select from Aluminum or Chrome Legs
- Includes Ganging Hardware
- Optional Pillow Back, Tablet Arm, and Power

List Price/Grade	Yards	COM/1	2	3	4	5	6	7	8	9	10	L1	L2
Single Upholstery	5.75	\$ 3699	3975	4199	4424	4763	5114	5608	6114	6718	7408	5430	6166
Contrasting Upholstery													
Primary	4.25	\$ 3699	3903	4069	4235	4485	4745	5110	5484	5930	6440	4978	5522
Surround	1.50	\$ 0	72	130	189	278	369	498	630	788	968	452	644
Pillows (2)	1.50	\$ 495	567	626	684	773	864	993	1125	1283	1463	947	1139

MODULAR CORNER UNIT



Must Specify (in this order):

- Model #
- Primary Upholstery
- Surround Upholstery
- Pillow Upholstery
- Leg Color
- Power

	550-90C		24	24	29½	18¼	18¼	17½	29½	85	24
--	---------	--	----	----	-----	-----	-----	-----	-----	----	----


Description

- Available with Contrasting Upholsteries
- Select from Aluminum or Chrome Legs
- Tablet Arm Not Available
- Includes Ganging Hardware
- Optional Pillow Back and Power

List Price/Grade	Yards	COM/1	2	3	4	5	6	7	8	9	10	L1	L2
Single Upholstery	4.00	\$ 2717	2909	3065	3221	3457	3701	4045	4397	4817	5297	3921	4433
Contrasting Upholstery													
Primary	2.50	\$ 2717	2837	2935	3032	3180	3332	3547	3767	4030	4330	3470	3790
Surround	1.50	\$ 0	72	130	189	277	369	498	630	787	967	451	643
Pillows (2)	1.50	\$ 495	567	626	684	773	864	993	1125	1283	1463	947	1139

For ordering options, see overview at the beginning of this section.

Item	Model No.	Chair Width	Chair Depth	Chair Height	Seat Width	Seat Depth	Seat Height	Arm Height	Ship Wt	Cubic Ft	
MODULAR CHAISE SETTEE WITH HIGH SURROUND	Back on Left										
	Back on Right										
	5502CHL	5502CHR	48	24	49	48	18¼	17½	-	60	61.9



Shown as Right

Must Specify (in this order):

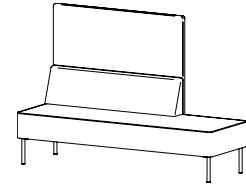
- Model #
- Primary Upholstery
- High Surround Upholstery
- Pillow Upholstery
- Leg Color
- Tablet Arm
- Tablet Color
- Power

Description

- Available with Contrasting Upholsteries
- Select from Aluminum or Chrome Legs
- Includes Ganging Hardware
- Optional Pillow Back, Tablet Arm, and Power
- For High Surround, Select from Pre-Approved Upholsteries or Submit Approval Form; See Page 144

List Price/Grade	Yards	COM/1	2	3	4	5	6	7	8	9	10
Single Upholstery	5.75	\$ 3124	3400	3624	3849	4188	4539	5033	5539	6143	6833
Contrasting Upholstery											
Primary	3.00	\$ 3124	3268	3385	3502	3679	3862	4120	4384	4699	5059
High Surround	2.75	\$ 0	132	239	347	509	677	913	1155	1444	1774
Pillow (1)	1.25	\$ 272	332	381	430	503	580	687	797	928	1078

Item	Model No.	Chair Width	Chair Depth	Chair Height	Seat Width	Seat Depth	Seat Height	Arm Height	Ship Wt	Cubic Ft	
MODULAR CHAISE SOFA WITH HIGH SURROUND	Back on Left										
	Back on Right										
	5503CHL	5503CHR	48	24	49	72	18¼	17½	-	98	98.2



Shown as Left

Must Specify (in this order):


- Model #
- Primary Upholstery
- High Surround Upholstery
- Pillow Upholstery
- Leg Color
- Tablet Arm
- Tablet Color
- Power

Description

- Available with Contrasting Upholsteries
- Select from Aluminum or Chrome Legs
- Includes Ganging Hardware
- Optional Pillow Back, Tablet Arm, and Power
- For High Surround, Select from Pre-Approved Upholsteries or Submit Approval Form; See Page 144

List Price/Grade	Yards	COM/1	2	3	4	5	6	7	8	9	10
Single Upholstery	7.50	\$ 4150	4510	4803	5095	5538	5995	6640	7300	8088	8988
Contrasting Upholstery											
Primary	4.25	\$ 4150	4354	4520	4686	4936	5196	5561	5935	6381	6891
High Surround	3.25	\$ 0	156	283	409	602	799	1079	1365	1707	2097
Pillows (2)	1.50	\$ 495	567	626	684	773	864	993	1125	1283	1463

Item	Model No.	Chair Width	Chair Depth	Chair Height	Seat Width	Seat Depth	Seat Height	Arm Height	Ship Wt	Cubic Ft
MODULAR CORNER UNIT WITH HIGH SURROUND	550-90CH	24	24	49	18¼	18¼	17½	29¾	104	34.4



Description

- Available with Contrasting Upholsteries
- Select from Aluminum or Chrome Legs
- Tablet Arm Not Available
- Includes Ganging Hardware
- Optional Pillow Back and Power
- For High Surround, Select from Pre-Approved Upholsteries or Submit Approval Form; See Page 144

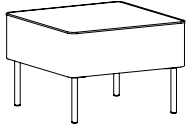
List Price/Grade	Yards	COM/1	2	3	4	5	6	7	8	9	10
Single Upholstery	5.25	\$ 3212	3464	3669	3874	4183	4504	4955	5417	5968	6598
Contrasting Upholstery											
Primary	2.50	\$ 3212	3332	3430	3527	3675	3827	4042	4262	4525	4825
High Surround	2.75	\$ 0	132	239	347	508	677	913	1155	1443	1773
Pillows (2)	1.50	\$ 495	567	626	684	773	864	993	1125	1283	1463

Must Specify (in this order):

- Model #
- Primary Upholstery
- High Surround Upholstery
- Pillow Upholstery
- Leg Color
- Power

For ordering options, see overview at the beginning of this section.

Item	Model No.	Chair Width	Chair Depth	Chair Height	Seat Width	Seat Depth	Seat Height	Arm Height	Ship Wt	Cubic Ft
MODULAR OTTOMAN	550-2424OT	-	-	-	24	24	17½	-	23	18.3



Must Specify (in this order):

- Model #
- Upholstery
- Leg Color
- Tablet Arm
- Tablet Color
- Power

Description

- Select from Aluminum or Chrome Legs
- Includes Ganging Hardware
- Optional Tablet Arm and Power

List Price/Grade	Yards	COM/1	2	3	4	5	6	7	8	9	10	L1	L2
Single Upholstery	1.50	\$ 1075	1147	1206	1264	1353	1444	1573	1705	1863	2043	1527	1719

MODULAR BENCH	550-5024RT	-	-	-	50	24	17½	-	32	43.2
---------------	------------	---	---	---	----	----	-----	---	----	------



Must Specify (in this order):

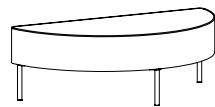
- Model #
- Upholstery
- Leg Color
- Tablet Arm
- Tablet Color
- Power

Description

- Intended to be Used to “Cap” Two Units Back to Back
- Select from Aluminum or Chrome Legs
- Includes Ganging Hardware
- Optional Tablet Arm and Power

List Price/Grade	Yards	COM/1	2	3	4	5	6	7	8	9	10	L1	L2
Single Upholstery	2.25	\$ 1588	1696	1784	1872	2004	2142	2335	2533	2769	3039	2265	2553

MODULAR HALF ROUND BENCH	550-5024HR				50	24	17½		33	43.2
--------------------------	------------	--	--	--	----	----	-----	--	----	------



Must Specify (in this order):

- Model #
- Upholstery
- Leg Color
- Tablet Arm
- Tablet Color
- Power

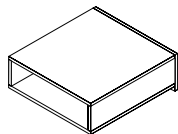
Description

- Intended to be Used to “Cap” Two Units Back to Back
- Select from Aluminum or Chrome Legs
- Tablet Arm Not Available
- Includes Ganging Hardware

List Price/Grade	Yards	COM/1	2	3	4	5	6	7	8	9	10	L1	L2
Single Upholstery	2.50	\$ 1319	1439	1537	1634	1782	1934	2149	2369	2632	2932	2072	2392

Item	Model No.	Width	Depth	Height	Ship Wt	Cubic Ft	List Price
------	-----------	-------	-------	--------	---------	----------	------------

MODULAR GANGING TABLE **24”W**



Must Specify (in this order):

- Model #
- Finish/Color
- Power

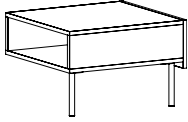
550-2426GT	TFL	24	24	9¼	46	4.7	T\$ 723
550-2426GTH	HPL	24	24	9¼	46	4.7	P\$ 847
550-2426GTV	Veneer	24	24	9¼	46	4.7	W\$ 1329
18”W							
550-1826GT	TFL	18	24	9¼	36	3.9	T\$ 684
550-1826GTH	HPL	18	24	9¼	36	3.9	P\$ 814
550-1826GTV	Veneer	18	24	9¼	36	3.9	W\$ 1244

Description

- Includes Ganging Hardware
- Optional Power; See Page 126 for Placement

T = TFL P = HPL W = Veneer

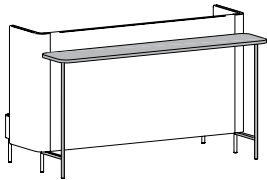
For ordering options, see overview at the beginning of this section.

Item	Model No.	Chair Width	Chair Depth	Chair Height	Seat Width	Seat Depth	Seat Height	Arm Height	Ship Wt	Cubic Ft
 Must Specify (in this order): Model # Finish/Color Leg Color Power	MODULAR GANGING END TABLE	550-2426ET	TFL	24	24	17	46	4.7	T\$	849
	550-2426ETH	HPL	24	24	17	46	4.7	P\$	975	
	550-2426ETV	Veneer	24	24	17	46	4.7	W\$	1483	
	550-1826ET	TFL	18	24	17	36	3.9	T\$	807	
	550-1826ETH	HPL	18	24	17	36	3.9	P\$	935	
	550-1826ETV	Veneer	18	24	17	36	3.9	W\$	1355	

- Description**
- Front to Back Grain Direction
 - Select from Aluminum or Chrome Legs
 - Includes Ganging Hardware
 - Optional Power; See Page 126 for Placement
 - Ships KD; Legs Installed on Left or Right in Field

 Must Specify (in this order): Model # Finish/Color Leg Color Power	MODULAR GANGING CORNER TABLE	550-9026CGT	TFL	24	24	17½	49	8.3	T\$	797
	550-9026CGTH	HPL	24	24	17½	49	8.3	P\$	909	
	550-9026CGTV	Veneer	24	24	17½	49	8.3	W\$	1382	

- Description**
- Select from Aluminum or Chrome Legs
 - Includes Ganging Hardware
 - Optional Power; See Page 126 for Placement
 - Ships KD; Some Assembly Required

BISTRO TABLE	For Use with Sofas									
	 Must Specify (in this order): Model # Finish/Color Leg Color Hook	550-1681BT	TFL	81	16	42	36	3.9	T\$	937
550-1681BTH		HPL	81	16	42	36	3.9	P\$	1121	
550-1681BTV		Veneer	81	16	42	36	3.9	W\$	1295	
For Use with Settees										
550-1657BT	TFL	57	16	42	36	2.6	T\$	877		
550-1657BTH	HPL	57	16	42	36	2.6	P\$	1047		
550-1657BTV	Veneer	57	16	42	36	2.6	W\$	1216		

- Description**
- Must be Used with High Surround Booth Application
 - Select from Aluminum or Chrome Legs
 - Includes Installation Hardware
 - Ships KD; Some Assembly Required

Leg Options: Specify & Add

ALUM	Aluminum	STD
CHRM	Chrome	\$ 98

Optional Purse Hook: Specify & Add

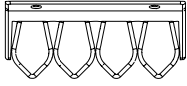
01-HOOK	Black Purse Hook	\$ 72
2" x 2 ½"; Includes Mounting Hardware		



T = TFL P = HPL W = Veneer

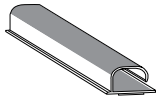
For ordering options, see overview at the beginning of this section.

Item	Model No.	Width	Depth	Height	Ship Wt	Cubic Ft	List Price
CABLE GRIP	01-WMGRCB	-	-	-	1	0.1	\$ 16

**Description**

- Under Surface Wire Management
- Black

WIRE CHANNEL	01-32125	24	1½	1	.25	0.3	\$ 96
--------------	----------	----	----	---	-----	-----	-------

**Description**

- Available in Black
- Includes (2) Double-Sided Tape Ribbons for Easy Installation
- Open J Channel for Easy Wire Management

VESTA POWER CENTER	01-PDCTR	10¾	12	28¼	14	2.5	\$ 1617
--------------------	----------	-----	----	-----	----	-----	---------

**Description**

- Top Includes One (1) Power Outlet, Two (2) USB Ports and One (1) USBC Port; Base Includes Three (3) Outlet
- Available in White
- 120" Power Cord
- Built with Weight Distribution for Optimal Stability
- Base is 5" Tall

WIRELESS AND USB CHARGER	01-DOCK150W	White	3	3	¾"	1	0.2	\$ 369
	01-DOCK150B	Black						\$ 369



Open Market Only

Description

- For Use with Wireless Charging Enabled Devices and USB Charging Devices
- 5 Watt Maximum Output with a Direct Current Input of 5V 6A (Wireless Fast Charge)
- Pop-Up is ¾"H and Includes Three (3) USB Ports; One (1) 12 Watt Maximum with 2.4A (USB Fast Charge) and Two (2) 5 Watt with 1A (USB Standard Charge)
- Mounts in 76mm Round Cut-Out
- LED Light will Confirm Pairing with Device and Begin Wireless Charging
- UL and cUL Certified

For ordering options, see overview at the beginning of this section.

Item	Model No.		Width	Depth	Height	Ship Wt	Cubic Ft	List Price
WIRELESS CHARGER	01-DOCK950W	White	3 $\frac{3}{16}$	3 $\frac{3}{16}$	-	1	0.2	\$ 242
	01-DOCK950B	Black						\$ 242

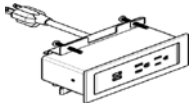


Open Market Only

Description

- For Use with Wireless Charging Enabled Devices
- 5 Watts Maximum Output with a Direct Current of 5V 2A and 10 Watts Maximum with Quick Charge 2.0
- Mounts in 76mm Round Cut-Out
- LED will Confirm Pairing with Device and Begin Wireless Charging

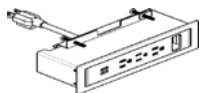
Item	Model No.		Width	Depth	Height	Ship Wt	Cubic Ft	List Price
DUO BEZEL NEMA PLUG	01-DUOBEZELS	Silver	9	2 $\frac{1}{2}$	3	1	0.2	\$ 615
	01-DUOBEZELW	White						\$ 615
	01-DUOBEZELB	Black						\$ 615



Description

- Worksurface Must Be Routed To Accept Unit, Which Sits Down Into Worksurface Supported By Attractive Slim Fit Bezel
- Two (2) Power/Two (2) USB Power
- Independent USB Circuit Controllers Deliver up to 2.1 Amps to Each Post
- All Mounting Hardware Included
- FCC Part 15A and UL Approved for Horizontal and Vertical Applications
- 10' Cord

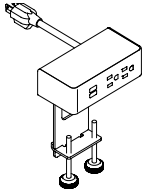
Item	Model No.		Width	Depth	Height	Ship Wt	Cubic Ft	List Price
TRIO BEZEL NEMA PLUG	01-TRIOBEZELS	Silver	6 $\frac{1}{2}$	2 $\frac{1}{2}$	3 $\frac{3}{16}$	1	0.2	\$ 660
	01-TRIOBEZELW	White						\$ 660
	01-TRIOBEZELB	Black						\$ 660



Description

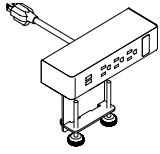
- Worksurface Must Be Routed To Accept Unit, Which Sits Down Into Worksurface Supported By Attractive Slim Fit Bezel
- Three (3) Power/Two (2) USB Power/One (1) Open Data
- Independent USB Circuit Controllers Deliver up to 2.1 Amps to Each Post
- HDMI, VGA, or RJ45 Accessories Sold Separately
- All Mounting Hardware Included
- FCC Part 15A and UL Approved for Horizontal and Vertical Applications
- 10' Cord

For ordering options, see overview at the beginning of this section.

Item	Model No.		Width	Depth	Height	Ship Wt	Cubic Ft	List Price
DUO CLAMP NEMA PLUG 	01-DUOCLAMPS	Silver	5½	3	7	1	0.2	\$ 521
	01-DUOCLAMPW	White						\$ 521
	01-DUOCLAMPB	Black						\$ 521

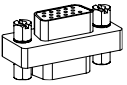
Description

- Silver Metal Trim
- Clamps to Top
- Two (2) Power/Two (2) USB Power
- Independent USB Circuit Controllers Deliver up to 2.1 Amps to Each Post
- All Mounting Hardware Included
- FCC Part 15A and UL Approved for Horizontal and Vertical Applications
- 10' Cord

TRIO CLAMP NEMA PLUG 	01-TRIOCLAMPS	Silver	8	3	7	1	0.2	\$ 611
	01-TRIOCLAMPW	White						\$ 611
	01-TRIOCLAMPB	Black						\$ 611

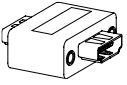
Description

- Silver Metal Trim
- Clamps to Top
- Three (3) Power/Two (2) USB Power/One (1) Open Data; 10' Cord
- Independent USB Circuit Controllers Deliver up to 2.1 Amps to Each Post
- HDMI, VGA, or RJ45 Accessories Sold Separately; See Below
- All Mounting Hardware Included
- FCC Part 15A and UL Approved for Horizontal and Vertical Applications

TRIO VGA DATA PORT ACCESSORY 	01-LCOMVGA							\$ 111
--	------------	--	--	--	--	--	--	--------

Description

- VGA Ports for Trio Units

TRIO HDMI DATA PORT ACCESSORY 	01-LCOMHDMI							\$ 150
---	-------------	--	--	--	--	--	--	--------

Description

- HDMI Ports for Trio Units

Open Market Only

TRIO RJ45 DATA PORT ACCESSORY 	01-LCOMRJ45							\$ 72
---	-------------	--	--	--	--	--	--	-------

Description

- RJ45 Ports for Trio Units

For ordering options, see overview at the beginning of this section.

This form is also available online at www.IndianaFurniture.com on the KickStart product page.

Not all standard upholsteries are suitable for all of our products. This is due to the range of stretch across textiles and the application and sewing techniques required to effectively upholster the various forms and features.

To ensure a proper fit and finish on the High Surround feature of our KickStart lounge models, we will require upholsteries to fit within a specific range of stretch. Further, upholstery patterns and stripes are highly discouraged on the High Surround as they will result in alignment issues on the feature itself and with other sections of the overall model.

To make specification easier for you, we have pre-approved upholsteries for use on the High Surround feature. These are included on the Stinson Color Story Card and can be found at www.indianafurniture.com/textiles. They include:

- Ace (24 colorways) - GR3
- Blip (17 colorways) - GR3
- Bryant Park (15 colorways) - GR2
- Highlight (14 colorways) - GR3
- Inside Track (17 colorways) - GR3
- Pivot (15 colorways) - GR3
- Refraction (12 colorways) - GR3
- Shift (16 colorways) - GR3
- Sprint (19 colorways) - GR2

We recognize that special needs may arise and we are pleased to accommodate customer selections, as long as they are approved through the below process.

Note: if upholstery is customer's own, a COM/COL Form will also need to be completed.

KICKSTART HIGH SURROUND APPROVAL INSTRUCTIONS:

Fill out the form below and attach a 6"x6" sample. Failure to complete this form and supply samples will delay the scheduling of the purchase order. Orders will not be scheduled and upholstery should not be ordered until Indiana Furniture has verified usage and provided approval.

Dealer Name _____ Phone _____ Email _____
 Contact Person _____ City _____ State _____ Zip _____
 Mill/Supplier _____ Pattern _____ Color _____

Attach 6"x6" swatch to this form. Send completed form and upholstery swatch to:

Indiana Furniture
Attn: Customer Service
1224 Mill Street
Jasper, IN 47546

FOR OFFICE USE ONLY:

Approved Not Approved Signed: _____ Date _____
Indiana Furniture Production/Quality

Advise Dealer of Decision: _____ Signed: _____
CSR

Notes: _____

Marquee guest seating combines the sleek look and feel of metal with unlimited flexibility. The ergonomic contoured back provides lumbar support and promotes circulation. Offered in five powder coat options and with upholstered or wood arm caps. Marquee can blend into any workplace setting – from office and conference rooms to waiting rooms and reception areas.

CONSTRUCTION

- Back is formed with bent plywood, while the seats are made of manufactured plywood
- High Grade Polyurethane Foam, 3" thick in the seat and 1¾" thick in a back
- ¾" diameter bolts fasten seat to the back
- Non-marring nylon glides included in each leg at floor level
- Textiles are sewn with double stitch seams
- Ships fully assembled

HOW TO ORDER EXAMPLE

Model No.	Description	Example
427	Frame Color	DC
	Primary Upholstery	Momentum Canter EPU Sand
	Accent Upholstery	Momentum Canter EPU Sand
	Metal Color	A
	Arm Cap, Finish	AW, TK

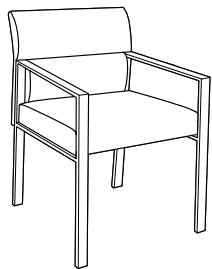
METAL FRAME POWDER COAT OPTIONS

ALUM	Aluminum	OYST	Oyster
MIST	Mist	SUGC	Sugar Cookie
NOIR	Noir		

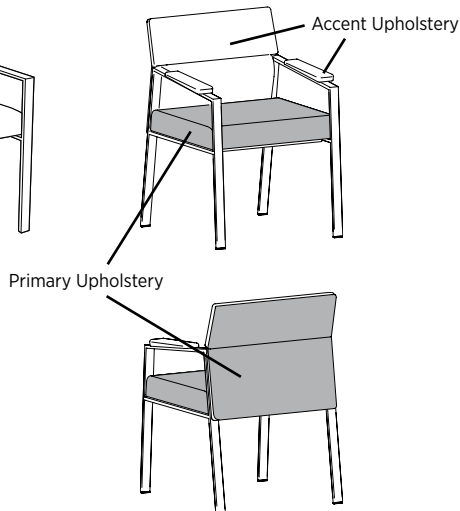
UPHOLSTERY OPTIONS

Available in single or contrasting upholsteries in a wide variety of graded-in or contract options, including fabric, vinyl, and leather.

Single Upholstery



Contrasting Upholstery



ARM CAP OPTIONS

STD	No Arm Cap	\$	Std
AW	Wood Arm Cap, Specify Finish	\$	151
AU	Upholstered Arm Cap, Specify Upholstery	\$	83

WOOD FINISHES

Indiana Furniture uses a multi-step, hand finishing process on all exposed wood frames.

Chairs feature a catalyzed varnish finish which offers durability, lasting beauty, and resistance to normal wear.

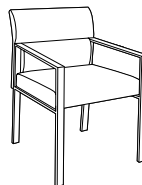
AW	Artisan Walnut	MW	Mahogany Walnut
AS	Asian Night	MO	Medium Oak*
BW	Beigewood*	ORW	Oak Riftwood*
BL	Black	PNW	Pinnacle Walnut
CO	Columbian Walnut	SCH	Select Cherry
DC	Dark Cherry	SKC	Shaker Cherry
DFW	Dark Forest Walnut*	SBP	Smoky Brown Pear*
WH	Designer White	TK	Studio Teak
EF	Espresso	SM	Sugar Maple
FO	Fawn Oak*	SW	Sunglow Walnut
GC	Golden Cherry	TT	Tavern Teak*
HVM	Harvest Maple*	WTA	Weathered Ash*
HW	Harvest Walnut	WC	Williamsburg Cherry
LW	Legacy Walnut		

*Finish is Low Sheen

CERTIFICATIONS & COMPLIANCE

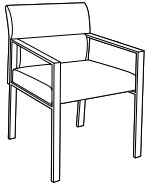
- CAL 117-2013 Compliance
- ETL Environmental Certification
- BIFMA level® Certified
- BIFMA Compliant® Certified
- TSCA Title VI (CARB) Compliance
- US Green Building's LEED® Contribution

STATEMENT OF LINE



Guest Chair
427
(See Page 146)

Item	Model No.	Chair Width	Chair Depth	Chair Height	Seat Width	Seat Depth	Seat Height	Arm Height	Ship Wt	Cubic Ft
GUEST CHAIR	427	24½	23½	33½	19⅞	18	18¾	25¼	32	23.7



Description

- Wall Saver Design
- Specify Frame Color
- Available with Contrasting Upholsteries
- Optional Arm Caps

Must Specify (in this order):

- Model #
- Primary Upholstery
- Accent Upholstery
- Metal Color
- Arm Cap
- Arm Cap Finish

List Price/Grade	Yards	COM/1	2	3	4	5	6	7	8	9	10	L1	L2
Single Upholstery	2.25	\$ 1808	1916	2004	2092	2224	2362	2555	2753	2989	3259	2485	2773
Contrasting Upholstery													
Primary	1.50	\$ 1808	1880	1939	1997	2086	2177	2306	2438	2596	2776	2260	2452
Accent	0.75	\$ 0	36	65	95	138	185	249	315	393	483	225	321

For ordering options, see overview at the beginning of this section.

ME, MYSELF & I

GUEST, LOUNGE + TABLES BY EDGE DESIGN (MMI SERIES)

In partnership with Edge Design, a UK-based company, we welcome Me, Myself & I.

With the growth of open and breakout areas in the working environments, Me, Myself & I provides a relaxed and collective seating solution. Guest/Lounge seating is available in two back heights and contrasting fabrics. Add one of the perfectly matching tables to complete your setting.

CONSTRUCTION

- Internal wood components are manufactured using Baltic Birch and exposed parts are European Beech
- All chair joints are double-doweled or mortised and tenoned, screwed, and glued for maximum strength and durability
- Frames are individually hand assembled and sanded prior to being finished; Legs are 9¾”H on the seating and rectangular table and 14”H on the square table
- High Grade Polyurethane Foam, ¾” thick in the seat and 2” thick in the back
- Non-marring nylon glides included in each leg at floor level
- Tables have ½” thick HPL surface with ½ mm PVC edge band and Square edge profile
- Ships fully assembled

HOW TO ORDER EXAMPLE

GUEST/LOUNGE

Model No.	Description	Example
MMI-02	Leg Finish	LW
	Primary Upholstery	CF Stinson Nova Spotlight
	Accent Upholstery	CF Stinson Rivera Ochre

TABLES

Model No.	Description	Example
MMIT-02	Leg Finish	BW
	Top Color	WH

WOOD FINISHES AVAILABLE ON LEGS

AW Artisan Walnut	MW Mahogany Walnut
AS Asian Night	MO Medium Oak*
BW Beigewood*	ORW Oak Riftwood*
BL Black	PNW Pinnacle Walnut
CO Columbian Walnut	SCH Select Cherry
DC Dark Cherry	SKC Shaker Cherry
DFW Dark Forest Walnut*	SBP Smoky Brown Pear*
WH Designer White	TK Studio Teak
EF Espresso	SM Sugar Maple
FO Fawn Oak*	SW Sunglow Walnut
GC Golden Cherry	TT Tavern Teak*
HVM Harvest Maple*	WTA Weathered Ash*
HW Harvest Walnut	WC Williamsburg Cherry
LW Legacy Walnut	

* Finish is Low Sheen

STATEMENT OF LINE



HPL (P) LAMINATE OPTIONS ON TABLES TOPS

WOODGRAIN

AS Asian Night	PNW Pinnacle Walnut
BW Beigewood	SCH Select Cherry
CO Columbian Walnut	SKC Shaker Cherry
EF Espresso	SBP Smoky Brown Pear
GC Golden Cherry	TK Studio Teak
HVM Harvest Maple	SM Sugar Maple
MW Mahogany Walnut	WTA Weathered Ash
ORW Oak Riftwood	WC Williamsburg Cherry

SOLID

WH Designer White

TABLE EDGE PROFILE

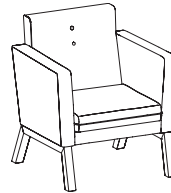


Square

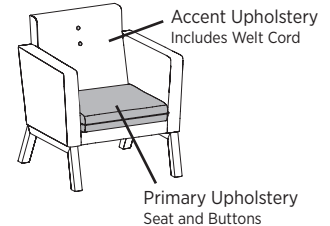
UPHOLSTERY OPTIONS

Available in single or contrasting upholsteries in a wide variety of graded-in or contract options, including fabric, vinyl, and leather.

Single Upholstery




Contrasting Upholstery



CERTIFICATIONS & COMPLIANCE

- CAL 117-2013 Compliance
- Intertek Sustainability Certified
- BIFMA level® Certified
- BIFMA Compliant® Certified
- TSCA Title VI (CARB) Compliance
- US Green Building's LEED® Contribution

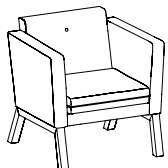


Enhance your space with new Cush Pillows. Available in multiple shapes and sizes, and with or without piping.

ME, MYSELF & I

GUEST, LOUNGE + TABLES BY EDGE DESIGN (MMI SERIES)

Item	Model No.	Chair Width	Chair Depth	Chair Height	Seat Width	Seat Depth	Seat Height	Arm Height	Ship Wt	Cubic Ft
LOW BACK CLUB CHAIR	MMI-01	31	28	30	22	20	17½	26 ½	44	24.0




Must Specify (in this order):
Model #
Leg Finish
Primary Upholstery
Accent Upholstery

Description

- Standard with: Wood Legs and One Button in Back
- Available with Contrasting Upholsteries (Primary Upholstery = Seat and Buttons)

List Price/Grade	Yards	COM/1	2	3	4	5	6	7	8	9	10	L1	L2
Single Upholstery	4.50	\$ 2798	3014	3190	3365	3631	3905	4292	4688	5161	5701	4153	4729
Contrasting Upholstery													
Primary	1.25	\$ 2798	2858	2907	2956	3029	3106	3213	3323	3454	3604	3174	3334
Accent	3.25	\$ 0	156	283	410	601	800	1079	1365	1706	2096	978	1394

MID BACK CLUB CHAIR	MMI-02	31	28	33½	22	20	17½	26½	46.3	24.0
---------------------	--------	----	----	-----	----	----	-----	-----	------	------



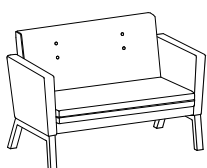
Must Specify (in this order):
Model #
Leg Finish
Primary Upholstery
Accent Upholstery

Description

- Standard with: Wood Legs and Two Buttons in Back
- Available with Contrasting Upholsteries (Primary Upholstery = Seat and Buttons)

List Price/Grade	Yards	COM/1	2	3	4	5	6	7	8	9	10	L1	L2
Single Upholstery	4.50	\$ 2849	3065	3241	3416	3682	3956	4343	4739	5212	5752	4204	4780
Contrasting Upholstery													
Primary	1.25	\$ 2849	2909	2958	3007	3080	3157	3264	3374	3505	3655	3225	3385
Accent	3.25	\$ 0	156	283	410	601	800	1079	1365	1706	2096	978	1394

MID BACK SETTEE	MMI-12	51	28	33½	42	20	17½	26½	57	42.5
-----------------	--------	----	----	-----	----	----	-----	-----	----	------



Must Specify (in this order):
Model #
Leg Finish
Primary Upholstery
Accent Upholstery

Description

- Standard with: Wood Legs and Four Buttons in Back
- Available with Contrasting Upholsteries (Primary Upholstery = Seat and Buttons)

List Price/Grade	Yards	COM/1	2	3	4	5	6	7	8	9	10	L1	L2
Single Upholstery	5.75	\$ 3326	3602	3826	4051	4390	4741	5235	5741	6345	7035	5057	5793
Contrasting Upholstery													
Primary	1.75	\$ 3326	3410	3478	3547	3650	3757	3907	4061	4245	4455	3853	4077
Accent	4.00	\$ 0	192	348	504	740	984	1328	1680	2100	2580	1204	1716

Item	Model No.	W	D	H	Ship Wt	Cubic Ft	List Price
SQUARE TABLE	MMIT-1	22	22	16	31	10.8	\$ 922




Must Specify (in this order):
Model #
Leg Finish
Top Color

Description

- Features 1½" HPL Top with Square Edge Profile and Wood Base
- Available with Contrasting Top and Leg Color

RECTANGLE TABLE	MMIT-2	51	22	16	66	25.9	\$ 1257
-----------------	--------	----	----	----	----	------	---------



Must Specify (in this order):
Model #
Leg Finish
Top Color

Description

- Features 1½" HPL Top with Square Edge Profile and Base
- Available in Contrasting Surface and Leg Color

For ordering options, see overview at the beginning of this section.

In partnership with Edge Design, a UK-based company, we welcome Natta.

Natta offers an agile solution for a variety of community spaces and meeting applications. With its simplicity of form, it can achieve a subtle effect and still provide an excellent solution for any meeting and breakout environment. Available in matching benches, stools and tables.

CONSTRUCTION

- Internal wood components are manufactured using Baltic Birch and exposed parts are European Beech
- All chair joints are double-doweled or mortised and tenoned, screwed, and glued for maximum strength and durability
- Frames are individually hand assembled and sanded prior to being finished; Bench Legs are 14"H and Stool Legs are 29¾"H and are sanded prior to finishing
- High Grade Polyurethane Foam, 1" thick on the Stool seat and back; ¾" thick on Bench seat
- Non-marring nylon glides included in each leg at floor level
- Tables have ½" thick HPL surface with 1mm PVC edge band and Square edge profile
- Ships fully assembled

HOW TO ORDER EXAMPLE

BENCHES

Model No.	Description	Example
NA-1	Leg Finish	WTA
	Upholstery	CF Stinson Artisan Moody

TABLES

Model No.	Description	Example
NAT-1	Leg Finish	SBP
	Top Color	SBP

WOOD FINISHES AVAILABLE ON LEGS

AW Artisan Walnut	MW Mahogany Walnut
AS Asian Night	MO Medium Oak*
BW Beigewood*	ORW Oak Riftwood*
BL Black	PNW Pinnacle Walnut
CO Columbian Walnut	SCH Select Cherry
DC Dark Cherry	SKC Shaker Cherry
DFW Dark Forest Walnut*	SBP Smoky Brown Pear*
WH Designer White	TK Studio Teak
EF Espresso	SM Sugar Maple
FO Fawn Oak*	SW Sunglow Walnut
GC Golden Cherry	TT Tavern Teak*
HVM Harvest Maple*	WTA Weathered Ash*
HW Harvest Walnut	WC Williamsburg Cherry
LW Legacy Walnut	

* Finish is Low Sheen

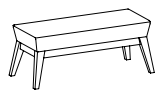
STATEMENT OF LINE



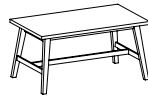
Stool: NAS-1C
(See Page 150)



Small Bench: NA-11
(See Page 150)



Large Bench: NA-1
(See Page 150)



30"H Table: NAT-1
(See Page 150)



42"H Table: NAT-2
(See Page 150)

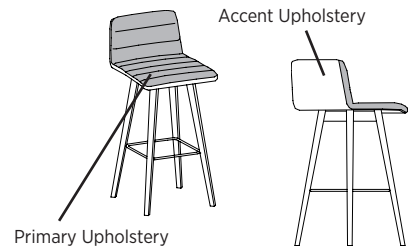
UPHOLSTERY OPTIONS

Available in single or contrasting upholsteries in a wide variety of graded-in or contract options, including fabric, vinyl, and leather. Accent includes extreme back which extends below the seat.

Single Upholstery



Contrasting Upholstery



Primary Upholstery

HPL (P) LAMINATE OPTIONS ON TABLE TOPS

WOODGRAIN

AS Asian Night	PNW Pinnacle Walnut
BW Beigewood	SCH Select Cherry
CO Columbian Walnut	SKC Shaker Cherry
EF Espresso	SBP Smoky Brown Pear
GC Golden Cherry	TK Studio Teak
HVM Harvest Maple	SM Sugar Maple
MW Mahogany Walnut	WTA Weathered Ash
ORW Oak Riftwood	WC Williamsburg Cherry

SOLID

WH Designer White

STOOL FOOT RING OPTIONS

BLK Black Lacquer
CHM Chrome

CERTIFICATIONS & COMPLIANCE

- CAL 117-2013 Compliance
- Intertek Sustainability Certified
- BIFMA level® Certified
- BIFMA Compliant® Certified
- TSCA Title VI (CARB) Compliance
- US Green Building's LEED® Contribution

Item	Model No.	Chair Width	Chair Depth	Chair Height	Seat Width	Seat Depth	Seat Height	Arm Height	Ship Wt	Cubic Ft
STOOL	NAS-1C	19½	19½	40½	17	15½	30½	-	17	24.8



Must Specify (in this order):


- Model #
- Leg Finish
- Primary Upholstery
- Accent Upholstery
- Foot Ring Color

Description

- Back is 10" tall
- Specify Wood Finish on Legs and Black Lacquer or Chrome Foot Ring
- Available with Contrasting Upholsteries

List Price/Grade	Yards	COM/1	2	3	4	5	6	7	8	9	10	L1	L2
Single Upholstery	1.75	\$ 1304	1388	1456	1525	1628	1735	1885	2039	2223	2433	1831	2055
Contrasting Upholstery													
Primary	1.00	\$ 1304	1352	1391	1430	1489	1550	1636	1724	1829	1949	1605	1733
Accent	0.75	\$ 0	36	65	95	139	185	249	315	394	484	226	322

Item	Model No.	Chair Width	Chair Depth	Chair Height	Seat Width	Seat Depth	Seat Height	Arm Height	Ship Wt	Cubic Ft
SMALL BENCH	NA-11	21½	21½	19½	21½	20	19½	-	31	24.0

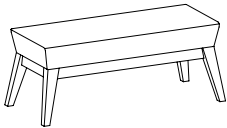


Must Specify (in this order):

- Model #
- Leg Finish
- Upholstery

List Price/Grade	Yards	COM/1	2	3	4	5	6	7	8	9	10	L1	L2
Single Upholstery	1.25	\$ 1156	1216	1265	1314	1387	1464	1571	1681	1812	1962	1532	1692

Item	Model No.	Chair Width	Chair Depth	Chair Height	Seat Width	Seat Depth	Seat Height	Arm Height	Ship Wt	Cubic Ft
LARGE BENCH	NA-1	50½	21½	19½	50½	20	19½	-	46	42.8

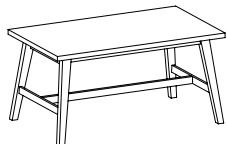


Must Specify (in this order):

- Model #
- Leg Finish
- Upholstery

List Price/Grade	Yards	COM/1	2	3	4	5	6	7	8	9	10	L1	L2
Single Upholstery	1.50	\$ 1634	1706	1765	1823	1912	2003	2132	2264	2422	2602	2086	2278

Item	Model No.	W	D	H	Ship Wt	Cubic Ft	List Price
30"H MEETING TABLE	NAT-1	61½	35½	30½	106	43.7	\$ 2226



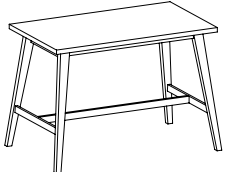
Must Specify (in this order):

- Model #
- Leg Finish
- Top Color

Description

- Features 1½" HPL Top with Square Edge Profile and Wood Base
- Available with Contrasting Top and Leg Color

Item	Model No.	W	D	H	Ship Wt	Cubic Ft	List Price
42"H MEETING TABLE	NAT-2	63	39	42	115	64.0	\$ 2753



Must Specify (in this order):

- Model #
- Leg Finish
- Top Color

Description

- Features 1½" HPL Top with Square Edge Profile and Wood Base
- Available with Contrasting Top and Leg Color

For ordering options, see overview at the beginning of this section.

Plush Lounge seamlessly brings together the endurance needed for commercial spaces with the relaxed comforts of home. Introducing a smart range of freestanding and modular seating components, along with coordinating tables, that provide the flexibility and comfort needed in today's ever-changing environments.

CONSTRUCTION

- Exposed wood parts are kiln-dried hardwoods, selected from the highest grades of plain sliced hardwood veneers and are free of spirits, discoloration, pits, shakes, and wormholes
- Joints are mortised and tenoned, screwed, and glued for maximum strength and durability
- High Grade Polyurethane Foam in the seat, back, and arms
- Maple Wood Legs are 2"Wx2½Dx6"H; Metal Legs are 2"Wx2"Dx6"H
- Lounge units and tables are connect using pre-installed metal ganging brackets (unless otherwise noted)
- Non-marring adjustable nylon glides included in each leg at floor level
- Table tops are ¾" thick and feature a vertical square profiled edge



- Ships fully assembled

HOW TO ORDER EXAMPLES

UPHOLSTERED MODELS

Model No.	Description	Example
620	Primary Upholstery	CF Stinson Velocity Pewter
	Accent Upholstery	CF Stinson Ace Driftwood
	Leg	ICON
	Leg Finish	BW
	Plinth Accent Trim	PLINTH
	Plinth Color	ORW
	Power	ECSL


TABLES

620-2433GET	Top Material	W
	Finish/Color	ORW
	Cabinet Accent	CAPPD
	Leg	PLALUM
	Leg Finish	-
	Plinth Attachment	PLINTH ATTACHMENT
	Power Location	C
	Power	01-DUOBEZELS

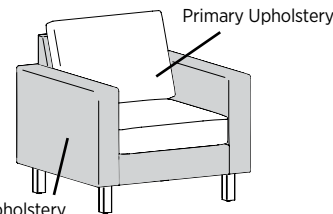
UPHOLSTERY OPTIONS

Available in single or contrasting upholsteries in a wide variety of graded-in or contract options, including fabric, vinyl, and leather.

Single Upholstery




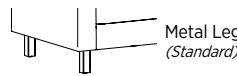
Contrasting Upholstery



SEATING AND TABLE LEG OPTIONS

Plush seating and tables are standard with Black or Aluminum Metal legs. Optional Wood Leg matches our Iconic Caseloads Collection. Must Specify Leg and Color.

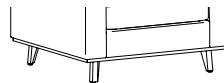
PLBLK	Black Metal Leg	STD
PLALUM	Aluminum Metal Leg	STD
ICON	Four (4) Wood Legs (<i>Matches the Iconic Collection</i>)	\$ 300
	Two (2) Wood Legs (<i>Matches the Iconic Collection</i>)	\$ 150
	One (1) Wood Leg (<i>Matches the Iconic Collection</i>)	\$ 75



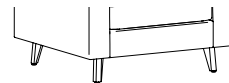
PLINTH ACCENT TRIM OPTIONS

Plinth Accent Trim is available with Metal or Wood Leg.

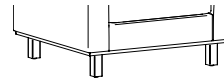
NONE	No Wood Plinth	Standard
PLINTH	Wood Plinth	\$ 280



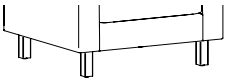
With Plinth Accent Trim and Wood Legs



Without Plinth Accent Trim and Wood Legs



With Plinth Accent Trim and Metal Legs



Without Plinth Accent Trim and Metal Legs

LEG AND PLINTH WOOD FINISHES

Indiana Furniture uses a multi-step, hand finishing process on all exposed wood. Chairs feature a catalyzed varnish finish which offers durability, lasting beauty, and resistance to normal wear.

Chairs available with contrasting leg and plinth colors.

AW	Artisan Walnut	MW	Mahogany Walnut
AS	Asian Night	MO	Medium Oak*
BW	Beigewood*	ORW	Oak Riftwood*
BL	Black	PNW	Pinnacle Walnut
CO	Columbian Walnut	SCH	Select Cherry
DC	Dark Cherry	SKC	Shaker Cherry
DFW	Dark Forest Walnut*	SBP	Smoky Brown Pear*
WH	Designer White	TK	Studio Teak
EW	Espresso	SM	Sugar Maple
FO	Fawn Oak*	SW	Sunglow Walnut
GC	Golden Cherry	TT	Tavern Teak*
HVM	Harvest Maple*	WTA	Weathered Ash*
HW	Harvest Walnut	WC	Williamsburg Cherry
LW	Legacy Walnut		

*Finish is Low Sheen

VENEER TABLES WITH VENEER (W) OR HPL (P) TOP OPTIONS

Veneer tables feature UV Advantage, an ultra-violet finish, on all exposed surfaces by utilizing roll-coat UV technology.

Veneer tables available with Veneer (W) or HPL (P) Top. Must specify Top Material and Finish Color. Tables are available with contrasting chassis and leg colors.

AW	Artisan Walnut	MW	Mahogany Walnut**
AS	Asian Night**	MO	Medium Oak*
CO	Columbian Walnut**	ORW	Oak Riftwood*, **
DC	Dark Cherry	SCH	Select Cherry**
DFW	Dark Forest Walnut	SKC	Shaker Cherry**
EF	Espresso**	SBP	Smoky Brown Pear**
FO	Fawn Oak*	SM	Sugar Maple**
GC	Golden Cherry**	SW	Sunglow Walnut
HVM	Harvest Maple**	TT	Tavern Teak
HW	Harvest Walnut	WTA	Weathered Ash*, **
LW	Legacy Walnut	WC	Williamsburg Cherry**

*Finish is Low Sheen

**HPL Color Options with Veneer Tables

TFL TABLES WITH TFL (T) OR HPL (P) TOP OPTIONS

TFL tables available with TFL (T) or HPL (P) Top. Must specify Top Material and Color.

WOODGRAIN

AS	Asian Night	PNW	Pinnacle Walnut
BW	Beigewood	SCH	Select Cherry
CO	Columbian Walnut	SKC	Shaker Cherry
EF	Espresso	SBP	Smoky Brown Pear
GC	Golden Cherry	TK	Studio Teak
HVM	Harvest Maple	SM	Sugar Maple
MW	Mahogany Walnut	WTA	Weathered Ash
ORW	Oak Riftwood	WC	Williamsburg Cherry

SOLID

BL	Black	WH	Designer White
----	-------	----	----------------

INTERIOR CABINET TABLE ACCENT HPL (P) OPTIONS

Select Veneer tables feature an optional interior HPL accent color. See specific veneer tables for details.

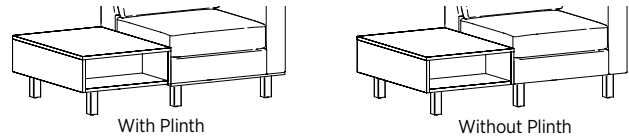
CABL	Black	CAPPD	Pepperdust
CABSH	Blush	CASG	Slate Grey
CAWH	Designer White	CASV	Summer Vacation
CAENL	Enamel	CASUS	Surfin USA
CAFHG	Fashion Grey	CAWHS	White Sand
CAFK	First Kiss		



TABLE CONNECTION

The ganging construction will vary based on the connection of table to chairs with the Plinth Accent Trim option. Please specify Plinth Attachment when ganging tables with Plush Seating units that have the Plinth Accent Trim option.

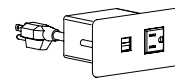
NO PLINTH ATTACHMENT Ganging Table to Seat without Plinth
 PLINTH ATTACHMENT Ganging Table to Seat with Plinth



SEATING AND OTTOMAN POWER OPTIONS

Note: Specified as if you are standing, looking at the chair.

Power locations for two arm models are 9" up from glide and 10" in from the outside of the arm. For one arm models, the power is located 9" up from glide and 4 3/4" from the side without an arm and 10" in from the outside of the arm.



1 Electrical Power and 2 USB Outlets

Seating Units and 26" Ottoman: Locations + Colors

ECSL	Left Port, Silver	\$ 888
ECSR	Right Port, Silver	\$ 888
ECSLR	Left and Right Port, Silver	\$ 1776
ECBL	Left Port, Black	\$ 888
ECBR	Right Port, Black	\$ 888
ECBLR	Left and Right Port, Black	\$ 1776

31"x33" Ottoman Units: Locations + Colors

Power locations are specified based on the application and are available on one side in two locations. When specified, the power will be located 9" up from glide and 4 3/4" from the outside of the unit.


ECBL33	Black, Left on 33" Side	\$ 888
ECBR33	Black, Right on 33" Side	\$ 888
ECBLR33	Black, Left and Right on 33" Side	\$ 1776
ECSL33	Silver, Left on 33" Side	\$ 888
ECSR33	Silver, Right on 33" Side	\$ 888
ECSLR33	Silver, Left and Right on 33" Side	\$ 1776
ECBL31	Black, Left on 31" Side	\$ 888
ECBR31	Black, Right on 31" Side	\$ 888
ECBLR31	Black, Left and Right on 31" Side	\$ 1776
ECSL31	Silver, Left on 31" Side	\$ 888
ECSR31	Silver, Right on 31" Side	\$ 888
ECSLR31	Silver, Left and Right on 31" Side	\$ 1776

See next page for the location guide.


SEATING AND OTTOMAN LOCATION GUIDE FOR POWER OPTIONS

Seating and 26" Ottoman Locations

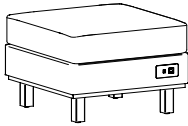
Club Chair shown with Power on Left



Club Chair shown with Power on Left and Right

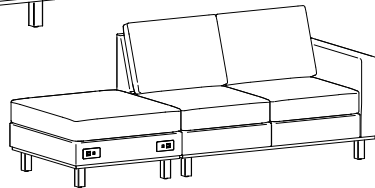
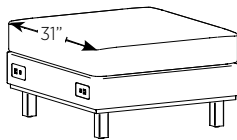


26" Ottoman Shown with Power on Right



31"x33" Ottoman Locations

Specify power on the 31" side if placing the ottoman to the side of a single, two, or three seat unit.



Specify power on the 33" side if placing the ottoman in front of a single, two, or three seat unit.

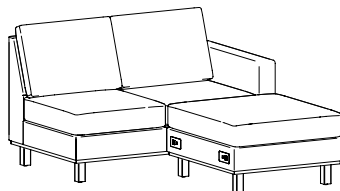
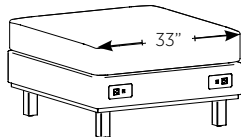


TABLE POWER OPTIONS

Power Options + Locations: Specify the grommet, power, and location. See Pages 160-163 for more details per unit.




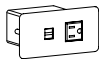



Grommet	<i>Specify</i>		\$ 70
Black	GBR60		
Silver	GSR60		
Additional Power and Grommet Accessories, See Pages 160-161			
D150 Wireless Charger			\$ 369
Wireless & Three (3) USB Ports			
Black	01-DOCK150B		
White	01-DOCK150W		
D950 Wireless & USB Charger			\$ 242
Wireless Charging			
Black	01-DOCK950B		
White	01-DOCK950W		
ECA Cove			\$ 888
One (1) Electrical Power and Two (2) USB Outlets			
Black	01-COVIUBL		
Silver	01-COVIUAL		
DUOBEZEL			\$ 615
Two (2) Electrical Power and Two (2) USB Outlets			
Black	01-DUOBEZELB		
White	01-DUOBEZELS		
Silver	01-DUOBEZELW		
TRIOBEZEL			\$ 660
Three (3) Electrical Power, Two (2) USB Outlets, and One (1) Open Data Port			
Black	01-TRIOBEZELB		
White	01-TRIOBEZELS		
Silver	01-TRIOBEZELW		
<i>Open Port Options for TRIOBEZEL</i>			
VGA Data Port	01-LCOMVGA		\$ 111
HDMI Data Port (Open Market Only)	01-LCOMHDMI		\$ 150
RJ45 Data Port	01-LCOMRJ45		\$ 72
DPORT4			\$ 995
Two (2) USB Outlets, and Two (2) Open Data Port			
Aluminum	01-DPORT4A		
Black	01-DPORT4B		
<i>Port Options for DPORTS</i>			
USB Port	01-USBPORT		\$ 147
Voice Coupler	01-VOICE1		\$ 67
Data Port	01-RJ4DATA		\$ 151

TABLE POWER LOCATIONS

NONE	None	LC	Left and Centered
C	Centered	RC	Right and Centered
R	Right	LR	Left and Right
L	Left	LCR	Left, Right and Centered

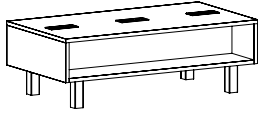
See next page for locations options available on each table.

Plush

TABLE POWER LOCATIONS

Models

620-2445CT 620-2445CTT



Cocktail Table Shown with Metal Leg and Three TRIOBEZEL on Left and Right and Center


L/R: 6" from ends and 12" from front

C: 22½" from ends and 12" from front

All power options available in Left, Right and Center.

Models

620-2433GET 620-2433GETT 620-2433GT 620-2433GTT

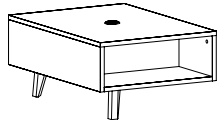


Ganging Inline Table Shown with DPORT4 on Center

L/R: 6" from ends and 16½" from front

C: 12" from ends and 16½" from front

Grommet, D950 Wireless Charger and D150 Wireless & USB Charger available on Left, Right and Center.

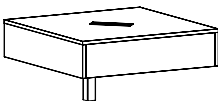


Ganging End Table Shown with Wood Leg, Grommet and Double USB Sand Dollar on Center

All other power options available on Center only.

Models

620-2424CGT 620-2424CGTT




Ganging Corner Table Shown with Metal Leg and TRIOBEZEL on Center

C: 16½" from edge


All power options available on Center only.

CERTIFICATIONS & COMPLIANCE

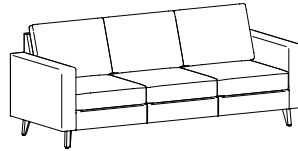
- CAL 117-2013 Compliance
- ETL Environmental Certification
- BIFMA level® Certified
- BIFMA Compliant® Certified
- TSCA Title VI (CARB) Compliance
- US Green Building's LEED® Contribution




Club Chair
620
(See Page 158)




Settee
6202
(See Page 158)



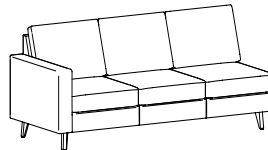
Sofa
6203
(See Page 158)




Club Chair, 1 Arm
620L & 620R
(See Page 159)



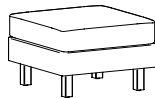
Settee, 1 Arm
6202L & 6202R
(See Page 159)



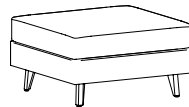
Sofa, 1 Arm
6203L & 6203R
(See Page 160)



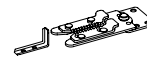
Corner Unit
620-90C
(See Page 160)



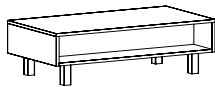
Ottoman
620-2626OT
(See Page 161)



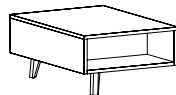
Ottoman
620-3133OT:
(See Page 161)



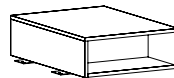
Ganging Bracket
620-000GB
(See Page 161)



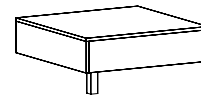
Cocktail Table
620-2445CT Veneer
620-2445CTT TFL
(See Page 162)



Ganging End Table
620-2433GET
Veneer
620-2433GETT TFL
(See Page 162)

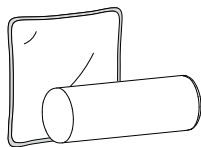
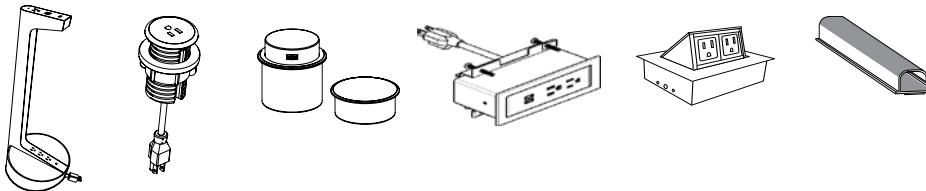


Ganging Inline Table
620-2433GT Veneer
620-2433GETT TFL
(See Page 163)



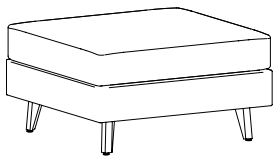
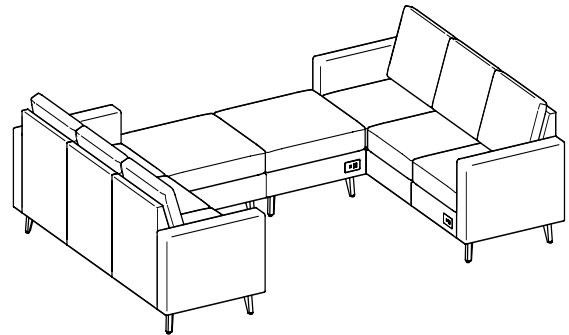

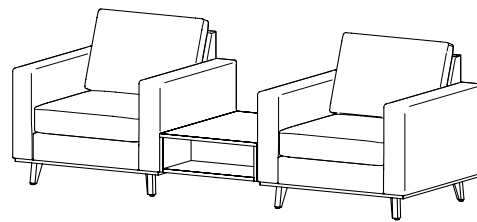

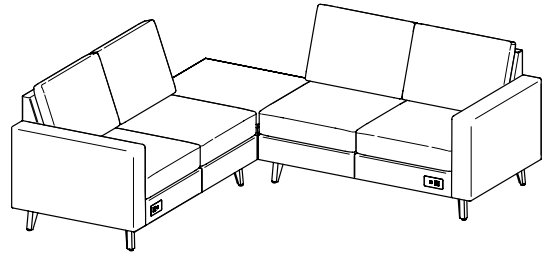
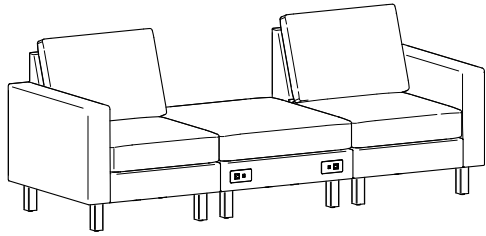
Ganging Corner Table
620-3333CGT Veneer
620-3333CGTT TFL
(See Page 163)

Wire Management & Power/Data Accessories (Starting on Page 164)



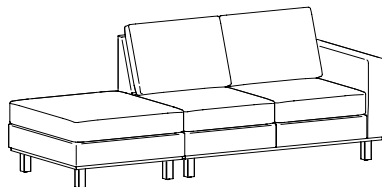
Make any Plush Lounge a little more stylish, cozier, and the overall a little brighter. Enhance your space with new Cush Pillows. Available in multiple shapes and sizes, and with or without piping, to bring the comforts of home or add sophistication to any space.

Be inspired to personalize Cush and Plush with our broad range of graded-in and contract upholsteries.




620-31330T: Ottoman Project Ideas

Set the 31"x33" ottoman to the side of a single, two or three seat unit and match the depth of the arm or set it in front of a corner or one arm unit and it matches the seat and arm width to create a chaise lounge application.

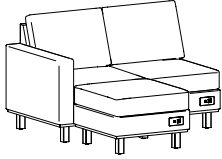


Ottoman matches depth of unit



Ottoman matches seat width to create a chaise lounge


Item	Model No.	Width	Depth	Height	Ship Wt	Cubic Ft	List Price
SETTEE + OTTOMAN	620-9	57¼	59½	36	140	62.9	\$ 5273



CONSISTS OF:		QTY		
6202L	1	Settee, 1 Arm, Left	\$	3967
Shown with Metal Legs, Optional ECSR Right Power Port				
620-2626OT	1	26" Ottoman	\$	1306
Shown with Metal Legs, Optional ECSR Right Power Port				

Products are available as left or right and with other features, where applicable
 Grade 1 with standard metal leg pricing
 List prices do not include optional power ports

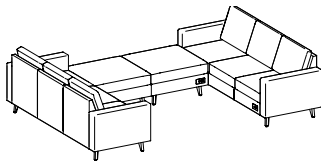
Item	Model No.	Width	Depth	Height	Ship Wt	Cubic Ft	List Price
L SHAPED	620-10	90½	90½	36	287	111.1	W/P\$ 9888 T\$ 9162 P\$ 9290



CONSISTS OF:		QTY		
6202L	1	Settee, 1 Arm, Left	\$	3967
Shown with Optional Wood Legs and ECSL Left Power Port				
620-3333CGT	1	Corner Table, Veneer	W/P\$	1954
				T\$ 1228
				P\$ 1356
6202R	1	Settee, 1 Arm, Right	\$	3967
Shown with Optional Wood Legs and ECSR Right Power Port				

Products are available as left or right and with other features, where applicable
 Grade 1 with standard metal leg pricing
 List prices do not include optional wood leg or power ports

Item	Model No.	Width	Depth	Height	Ship Wt	Cubic Ft	List Price
U GROUP	620-11	88¼	133	36	380	166.2	\$ 15191




CONSISTS OF:		QTY		
6203	1	Sofa	\$	5939
Shown with Optional Wood Legs and ECSR Right Power Port				
620-3133OT	1	31"x33" Ottoman	\$	1612
Shown with Optional Wood Legs and ECSR33 Right Power Port				
620-3133OT	1	31"x33" Ottoman	\$	1612
Shown with Optional Wood Legs and ECSL33 Left Power Port				
620-000GB	1	Ganging Bracket Kit; Optional	\$	89
<i>(Used to Connect Ottomans Together)</i>				
6203	1	Sofa	\$	5939
Shown with Optional Wood Legs and ECSL Left Power Port				

Products are available as left or right and with other features, where applicable
 Grade 1 with standard metal leg pricing
 List prices do not include optional wood leg or power ports

T = TFL P = HPL W = Veneer

For ordering options, see overview at the beginning of this section.

Item	Model No.	Chair Width	Chair Depth	Chair Height	Seat Width	Seat Depth	Seat Height	Arm Height	Ship Wt	Cubic Ft
CLUB CHAIR	620	36¼	33¼	36	26	21	18½	26	90	29.3



Shown with Metal Leg and Plinth Accent Trim

Must Specify (in this order):


- Model #
- Primary Upholstery
- Accent Upholstery
- Leg
- Leg Finish
- Plinth Accent
- Plinth Accent Finish
- Power

Description

- Standard with: Left and Right Arm and Metal Legs
- Available with Contrasting Upholsteries
- Optional Plinth Accent Trim and Wood Legs Available in Contrasting Finishes
- Optional Wood Leg (See Page 151), Plinth Accent (See Page 151) and Power (See Pages 152-153)

List Price/Grade	Yards	COM/1	2	3	4	5	6	7	8	9	10	L1	L2
Single Upholstery	6.25	\$ 2939	3239	3483	3727	4095	4477	5014	5564	6220	6970	4820	5620
Contrasting Upholstery													
Primary	2.50	2972	3092	3190	3287	3435	3587	3802	4022	4285	4585	3725	4045
Accent	4.50	0	216	392	567	833	1107	1494	1890	2363	2903	1355	1931

SETTEE	6202	62¼	33¼	36	52	21	18½	26	120	50.8
--------	------	-----	-----	----	----	----	-----	----	-----	------



Shown with Wood Leg

Must Specify (in this order):

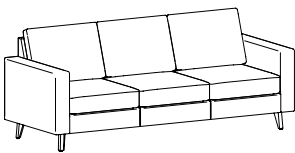
- Model #
- Primary Upholstery
- Accent Upholstery
- Leg
- Leg Finish
- Plinth Accent
- Plinth Accent Finish
- Power

Description

- Standard with: Left and Right Arm and Metal Legs
- Available with Contrasting Upholsteries
- Optional Plinth Accent Trim and Wood Legs Available in Contrasting Finishes
- Optional Wood Leg (See Page 151), Plinth Accent (See Page 151) and Power (See Pages 152-153)

List Price/Grade	Yards	COM/1	2	3	4	5	6	7	8	9	10	L1	L2
Single Upholstery	9.25	\$ 4388	4832	5193	5554	6099	6664	7459	8273	9244	10354	7172	8356
Contrasting Upholstery													
Primary	4.00	4421	4613	4769	4925	5161	5405	5749	6101	6521	7001	5625	6137
Accent	6.00	0	288	522	756	1110	1476	1992	2520	3150	3870	1806	2574

SOFA	6203	88¼	33¼	36	78	21	18½	26	150	70.1
------	------	-----	-----	----	----	----	-----	----	-----	------



Shown with Wood Leg

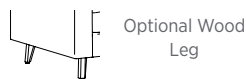
Must Specify (in this order):

- Model #
- Primary Upholstery
- Accent Upholstery
- Leg
- Leg Finish
- Plinth Accent
- Plinth Accent Finish
- Power

Description

- Standard with: Left and Right Arm and Metal Legs
- Available with Contrasting Upholsteries
- Optional Plinth Accent Trim and Wood Legs Available in Contrasting Finishes
- Optional Wood Leg (See Page 151), Plinth Accent (See Page 151) and Power (See Pages 152-153)

List Price/Grade	Yards	COM/1	2	3	4	5	6	7	8	9	10	L1	L2
Single Upholstery	12.00	\$ 5939	6515	6983	7451	8159	8891	9923	10979	12239	13679	9551	11087
Contrasting Upholstery													
Primary	6.25	6016	6316	6560	6804	7172	7554	8091	8641	9297	10047	7897	8697
Accent	7.50	0	360	653	945	1388	1845	2490	3150	3938	4838	2258	3218



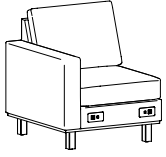
Optional Wood Leg




Optional Plinth Accent Trim

For ordering options, see overview at the beginning of this section.

Item	Model No.	Chair Width	Chair Depth	Chair Height	Seat Width	Seat Depth	Seat Height	Arm Height	Ship Wt	Cubic Ft
CLUB CHAIR, 1 ARM	Left	Right								
	620L	620R	31¼	33¼	36	26	21	18½	26	80



Shown as Left with Metal Leg, Plinth Accent Trim, Power in Left and Right Locations



Shown as Right with Wood Leg

Description


- Standard with: Left or Right Arm, Metal Legs, and Ganging Brackets Installed on Connecting Side
- Available with Contrasting Upholsteries
- Optional Plinth Accent Trim and Wood Legs Available in Contrasting Finish Colors
- Optional Wood Leg (See Page 151), Plinth Accent (See Page 151) and Power (See Pages 152-153)

List Price/Grade	Yards	COM/1	2	3	4	5	6	7	8	9	10	L1	L2
Single Upholstery	5.00	\$ 2408	2648	2843	3038	3333	3638	4068	4508	5033	5633	3913	4553
Contrasting Upholstery													
Primary	2.50	2452	2572	2670	2767	2915	3067	3282	3502	3765	4065	3205	3525
Accent	3.50	0	168	305	441	648	861	1162	1470	1838	2258	1054	1502


Must Specify (in this order):

- Model #
- Primary Upholstery
- Accent Upholstery
- Leg
- Leg Finish
- Plinth Accent
- Plinth Accent Finish
- Power

Item	Model No.	Chair Width	Chair Depth	Chair Height	Seat Width	Seat Depth	Seat Height	Arm Height	Ship Wt	Cubic Ft
SETTEE, 1 ARM	Left	Right								
	6202L	6202R	57¼	33¼	36	52	21	18½	26	110



Shown as Left with Metal Leg Power in Right Location



Shown as Right with Wood Leg

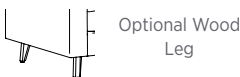
Description

- Standard with: Left or Right Arm, Metal Legs, and Ganging Brackets Installed on Connecting Side
- Available with Contrasting Upholsteries
- Optional Plinth Accent Trim and Wood Legs Available in Contrasting Finish Colors
- Optional Wood Leg (See Page 151), Plinth Accent (See Page 151) and Power (See Pages 152-153)

List Price/Grade	Yards	COM/1	2	3	4	5	6	7	8	9	10	L1	L2
Single Upholstery	8.50	\$ 3967	4375	4707	5038	5540	6058	6789	7537	8430	9450	6526	7614
Contrasting Upholstery													
Primary	4.00	3978	4170	4326	4482	4718	4962	5306	5658	6078	6558	5182	5694
Accent	4.75	0	228	413	599	879	1169	1577	1995	2494	3064	1430	2038

Must Specify (in this order):

- Model #
- Primary Upholstery
- Accent Upholstery
- Leg
- Leg Finish
- Plinth Accent
- Plinth Accent Finish
- Power



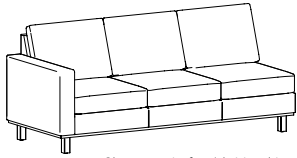
Optional Wood Leg



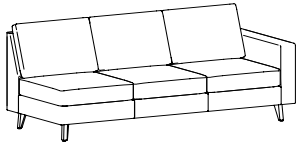
Optional Plinth Accent Trim

For ordering options, see overview at the beginning of this section.

Item	Model No.	Chair Width	Chair Depth	Chair Height	Seat Width	Seat Depth	Seat Height	Arm Height	Ship Wt	Cubic Ft	
SOFA, 1 ARM	Left										
	Right										
	6203L	6203R	83¼	33¼	36	78	21	18½	26	140	70.1



Shown as Left with Metal Leg and Plinth Accent Trim



Shown as Right with Wood Leg

Description

- Standard with: Left or Right Arm, Metal Legs, and Ganging Brackets Installed on Connecting Side
- Available with Contrasting Upholsteries
- Optional Plinth Accent Trim and Wood Legs Available in Contrasting Finish Colors
- Optional Wood Leg (See Page 151), Plinth Accent (See Page 151) and Power (See Pages 152-153)

List Price/Grade	Yards	COM/1	2	3	4	5	6	7	8	9	10	L1	L2
Single Upholstery	11.00	\$ 5500	6028	6457	6886	7535	8206	9152	10120	11275	12595	8811	10219
Contrasting Upholstery													
Primary	6.25	5555	5855	6099	6343	6711	7093	7630	8180	8836	9586	7436	8236
Accent	6.00	0	288	522	756	1110	1476	1992	2520	3150	3870	1806	2574

Must Specify (in this order):

- Model #
- Primary Upholstery
- Accent Upholstery
- Leg
- Leg Finish
- Plinth Accent
- Plinth Accent Finish
- Power

CORNER UNIT	620-90C	33¼	33¼	36	21	21	18½			80	29.3
-------------	---------	-----	-----	----	----	----	-----	--	--	----	------



Shown with Wood Leg and Plinth Accent Trim

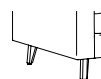
Description

- Standard with: Metal Legs and Ganging Brackets Installed on Both Connecting Sides
- Available with Contrasting Upholsteries
- Due to Connecting Applications Power is Not Available on this Unit
- Optional Plinth Accent Trim and Wood Legs Available in Contrasting Finish Colors
- Optional Wood Leg (See Page 151), Plinth Accent (See Page 151)

Must Specify (in this order):

- Model #
- Primary Upholstery
- Accent Upholstery
- Leg
- Leg Finish
- Plinth Accent
- Plinth Accent Finish

List Price/Grade	Yards	COM/1	2	3	4	5	6	7	8	9	10	L1	L2
Single Upholstery	6.50	\$ 2667	2979	3233	3486	3870	4266	4825	5397	6080	6860	4624	5456
Contrasting Upholstery													
Primary	3.25	2689	2845	2972	3099	3290	3489	3768	4054	4395	4785	3667	4083
Accent	3.75	0	180	326	473	694	923	1245	1575	1969	2419	1129	1609



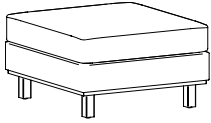
Optional Wood Leg



Optional Plinth Accent Trim

For ordering options, see overview at the beginning of this section.

Item	Model No.	Chair Width	Chair Depth	Chair Height	Seat Width	Seat Depth	Seat Height	Ship Wt	Cubic Ft
31"X33" OTTOMAN	620-3133OT	-	-	-	31¼	33¼	18½	-	40 13.0



Shown with Metal Leg and Plinth Accent Trim

Must Specify (in this order):

- Model #
- Primary Upholstery
- Accent Upholstery
- Ottoman Leg
- Leg Finish
- Plinth Accent
- Plinth Accent Finish
- Power

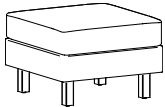
Description

- Standard with: Metal Legs and Ganging Brackets Included but Not Installed
- Available with Contrasting Upholsteries
- Power Available on Either a 31" Side or a 33" Side
- Optional Plinth Accent Trim and Wood Legs Available in Contrasting Finish Colors
- Optional Wood Leg (See Page 151), Plinth Accent (See Page 151) and Power (See Pages 152-153)

List Price/Grade	Yards	COM/1	2	3	4	5	6	7	8	9	10	L1	L2
Single Upholstery	4.25	\$ 1612	1816	1982	2148	2398	2658	3023	3397	3843	4353	2891	3435
Contrasting Upholstery													
Primary	2.75	1612	1744	1851	1959	2121	2289	2525	2767	3056	3386	2440	2792
Accent	1.50	0	72	131	189	278	369	498	630	788	968	452	644

26" OTTOMAN

620-2626OT	-	-	-	26	26	18½	-	30	12.1
------------	---	---	---	----	----	-----	---	----	------



Shown with Metal Leg

Must Specify (in this order):

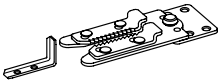
- Model #
- Primary Upholstery
- Accent Upholstery
- Ottoman Leg
- Leg Finish
- Plinth Accent
- Plinth Accent Finish
- Power

Description

- Standard with: Metal Legs and Ganging Brackets Included but Not Installed
- Available with Contrasting Upholsteries
- Power is Available in One Side of the Unit
- Optional Plinth Accent Trim and Wood Legs Available in Contrasting Finish Colors
- Optional Wood Leg (See Page 151), Plinth Accent (See Page 151) and Power (See Pages 152-153)

List Price/Grade	Yards	COM/1	2	3	4	5	6	7	8	9	10	L1	L2
Single Upholstery	2.50	\$ 1306	1426	1524	1621	1769	1921	2136	2356	2619	2919	2059	2379
Contrasting Upholstery													
Primary	1.75	1317	1401	1469	1538	1641	1748	1898	2052	2236	2446	1844	2068
Accent	1.00	0	48	87	126	185	246	332	420	525	645	301	429

Item	Model No.	W	D	H	Ship Wt	Cubic Ft	List Price
GANGING BRACKET KIT	620-000GB	4	4½	½	6	0.3	\$ 89



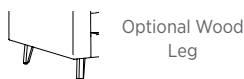
OPEN MARKET

Description

- Includes Two (2) Brackets For Connecting One (1) Seating Unit or Ottoman to Another Seating Unit with and without Plinth Accent Trim Option
- Ganging Brackets are Included on Some Models; See Individual Models.
- Not to be Used with Plush Tables

Must Specify (in this order):

- Model #
- Quantity

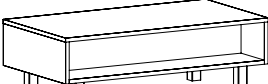


Optional Wood Leg



Optional Plinth Accent Trim

For ordering options, see overview at the beginning of this section.

Item	Model No.		W	D	H	Ship Wt	Cubic Ft	List Price
COCKTAIL TABLE	620-2445CT	Veneer/HPL	45	24	15	77	9.4	W/P\$ 1976
	Veneer Chassis							
	620-2445CTT	TFL	45	24	15	77	9.4	T\$ 1207
	TFL Chassis		HPL					P\$ 1317

Shown with Metal Leg

Must Specify (in this order):

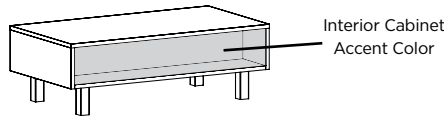
- Model #
- Top Material
- Finish/Color
- Cabinet Accent Color (Veneer Only)
- Leg
- Leg Finish/Color
- Power Location
- Power

Description

- Standard with: Metal Legs
- Chassis Available in Veneer (W) or TFL (T)
- Top Available with Veneer (W), TFL (T) or HPL (P), Must Specify
- Primary Finish and Wood Legs Available in Contrasting Finish Colors
- 9"D Cubby Area on Both Sides of the Table
- Optional Cabinet Interior Accent Color on Veneer Tables Only; Must Specify Color, See Page 148
- Optional Wood Leg (See Page 151) and Power (See Pages 153-154)

Veneer Table Cabinet Accent Option: Specify Color & Add

Cabinet Interior Accent Color - Available on Veneer Tables Only; See Page 148 for Colors	\$ 175
--	--------



GANGING END TABLE	620-2433GET	Veneer/HPL	33	24	15	59	6.9	W/P\$ 1701
	Veneer Chassis							
	620-2433GETT	TFL	33	24	15	59	6.9	T\$ 1089
	TFL Chassis		HPL					P\$ 1189

Shown with Wood Leg

Must Specify (in this order):

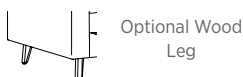
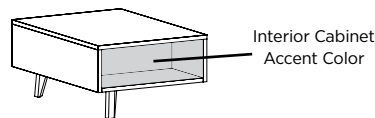
- Model #
- Top Material
- Finish/Color
- Cabinet Accent Color (Veneer Only)
- Leg
- Leg Finish/Color
- Plinth Attachment
- Power Location
- Power

Description

- Standard with: Metal Legs and Ganging Brackets on Connecting Side
- Chassis Available in Veneer (W) or TFL (T)
- Top Available with Veneer (W), TFL (T) or HPL (P), Must Specify
- Primary Finish and Wood Legs Available in Contrasting Finish Colors
- Ganging Construction will Vary Based on the Connection of Table to Chairs with the Plinth Accent Trim Option. Please Specify Plinth Attachment When Ganging Tables with Plush Seating That Have the Plinth Accent Trim Option
- 12"D Cubby Area on Both Sides of the Table
- Optional Cabinet Interior Accent Color on Veneer Tables Only; Must Specify Color, See Page 148
- Optional Wood Leg (See Page 151) and Power (See Pages 153-154)


Veneer Table Cabinet Accent Option: Specify Color & Add

Cabinet Interior Accent Color - Available on Veneer Tables Only; See Page 148 for Colors	\$ 175
--	--------



T = TFL P = HPL W = Veneer

For ordering options, see overview at the beginning of this section.

Item	Model No.		W	D	H	Ship Wt	Cubic Ft	List Price
GANGING INLINE TABLE 	620-2433GT	Veneer/HPL	33	24	9	53	4.1	W/P\$ 1714
		Veneer Chassis						
	620-2433GTT	TFL	33	24	9	53	4.1	T\$ 1096
		TFL Chassis						P\$ 1197

Must Specify (in this order):

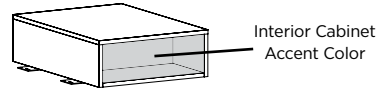
- Model #
- Top Material
- Finish/Color
- Cabinet Accent Color (Veneer Only)
- Plinth Attachment
- Power Location
- Power

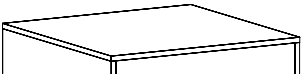
Description

- Standard with: Four (4) Ganging Brackets Included
- Chassis Available in Veneer (W) or TFL (T)
- Top Available with Veneer (W), TFL (T) or HPL (P), Must Specify
- 12”D Cubby Area on Both Sides of the Table
- Optional Cabinet Interior Accent Color on Veneer Tables Only; Must Specify Color, See Page 148
- Ganging Construction will Vary Based on the Connection of Table to Chairs with the Plinth Accent Trim Option. Please Specify Plinth Attachment When Ganging Tables with Plush Seating That Have the Plinth Accent Trim Option
- Optional Wood Leg (See Page 151) and Power (See Pages 153-154)

Veneer Table Cabinet Accent Option: Specify & Add

Cabinet Interior Accent Color - Available on Veneer Tables Only; See Page 148 for Colors	\$	175
--	----	-----



GANGING CORNER TABLE 	620-3333CGT	Veneer/HPL	33	33	15	67	9.5	W/P\$ 1954
		Veneer Chassis						
	620-3333CGTT	TFL	33	33	15	67	9.5	T\$ 1228
		TFL Chassis						P\$ 1356

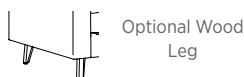
Shown with Metal Leg

Must Specify (in this order):

- Model #
- Top Material
- Finish/Color
- Leg
- Leg Finish
- Plinth Attachment
- Power Location
- Power

Description

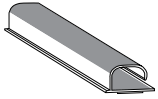
- Standard with: Metal Legs, Top Features Diagonal Grain Direction, and Four (4) Ganging Brackets Included
- Chassis Available in Veneer (W) or TFL (T)
- Top Available with Veneer (W), TFL (T) or HPL (P), Must Specify
- Ganging Construction will Vary Based on the Connection of Table to Chairs with the Plinth Accent Trim Option. Please Specify Plinth Attachment When Ganging Tables with Plush Seating That Have the Plinth Accent Trim Option
- No Cubby Thus Interior Cabinet Accent Not Available
- Optional Wood Leg (See Page 151) and Power (See Pages 153-154)



T = TFL P = HPL W = Veneer

For ordering options, see overview at the beginning of this section.

Item	Model No.	W	D	H	Ship Wt	Cubic Ft	List Price
WIRE CHANNEL	01-32125	24	1½	1	.25	0.3	\$ 96


Description

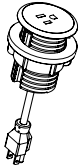
- Available in Black
- Includes (2) Double-Sided Tape Ribbons for Easy Installation
- Open J Channel for Easy Wire Management

VESTA POWER CENTER	01-PDCTR	10¾	12	28¼	14	2.5	\$ 1617
--------------------	----------	-----	----	-----	----	-----	---------


Description

- Top Includes One (1) Power Outlet, Two (2) USB Ports and One (1) USBC Port; Base Includes Three (3) Outlet
- Available in White
- 120" Power Cord
- Built with Weight Distribution for Optimal Stability
- Base is 5" Tall

SINGLE POWER SAND DOLLAR	01-SAND60PS	Silver	3	3	4	1	0.2	\$ 89
--------------------------	-------------	--------	---	---	---	---	-----	-------



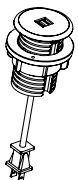
01-SAND60PW	White	\$ 89
-------------	-------	-------

01-SAND60PB	Black	\$ 89
-------------	-------	-------

Description

- Unit is 2" Diameter; Mounts in 60mm Round Grommet
- 6' Cord
- Single Power Outlet

DOUBLE USB SAND DOLLAR	01-SAND60US	Silver	3	3	4	1	0.2	\$ 252
------------------------	-------------	--------	---	---	---	---	-----	--------




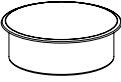
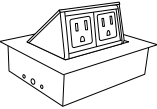
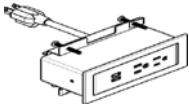
01-SAND60UW	White	\$ 252
-------------	-------	--------

01-SAND60UB	Black	\$ 252
-------------	-------	--------


Description

- Unit is 2" Diameter; Mounts in 60mm Round Grommet
- 6' Cord
- Double USB

For ordering options, see overview at the beginning of this section.

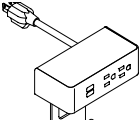
Item	Model No.		W	D	H	Ship Wt	Cubic Ft	List Price
 <p>Open Market Only</p>	01-DOCK150W	White	3	3	¾"	1	0.2	\$ 369
	01-DOCK150B	Black						\$ 369
<p>Description</p> <ul style="list-style-type: none"> • For Use with Wireless Charging Enabled Devices and USB Charging Devices • 5 Watt Maximum Output with a Direct Current Input of 5V 6A (Wireless Fast Charge) • Mounts in 76mm Round Cut-Out • Pop-Up is ¾"H and Includes Three (3) USB Ports; One (1) 12 Watt Maximum with 2.4A (USB Fast Charge) and Two (2) 5 Watt with 1A (USB Standard Charge) • LED Light will Confirm Pairing with Device and Begin Wireless Charging • UL and cUL Certified 								
 <p>Open Market Only</p>	01-DOCK950W	White	3%	3%	-	1	0.2	\$ 242
	01-DOCK950B	Black						\$ 242
<p>Description</p> <ul style="list-style-type: none"> • For Use with Wireless Charging Enabled Devices • 5 Watts Maximum Output with a Direct Current of 5V 2A and 10 Watts Maximum with Quick Charge 2.0 • Mounts in 76mm Round Cut-Out • LED will Confirm Pairing with Device and Begin Wireless Charging 								
	01-DATA440A	Aluminum	5%	4%	-	5	0.2	\$ 878
	01-DATA440B	Black						\$ 878
<p>Description</p> <ul style="list-style-type: none"> • Two (2) Power Outlets • Soft Touch Hinged Lid • 6' Power Cord • UL and CSA Recognized 								
	01-DUOBEZELS	Silver	9	2%	3	1	0.2	\$ 615
	01-DUOBEZELW	White						\$ 615
	01-DUOBEZELB	Black						\$ 615
<p>Description</p> <ul style="list-style-type: none"> • Worksurface Must Be Routed To Accept Unit, Which Sits Down Into Worksurface Supported By Attractive Slim Fit Bezel • Two (2) Power/Two (2) USB Power • Independent USB Circuit Controllers Deliver up to 2.1 Amps to Each Post • All Mounting Hardware Included • FCC Part 15A and UL Approved for Horizontal and Vertical Applications • 10' Cord 								

For ordering options, see overview at the beginning of this section.

Item	Model No.		W	D	H	Ship Wt	Cubic Ft	List Price
	01-TRIOBEZELS	Silver	6½	2½	3¼	1	0.2	\$ 660
	01-TRIOBEZELW	White						\$ 660
	01-TRIOBEZELB	Black					\$ 660	

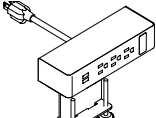
Description

- Worksurface Must Be Routed To Accept Unit, Which Sits Down Into Worksurface Supported By Attractive Slim Fit Bezel
- Three (3) Power/Two (2) USB Power/One (1) Open Data
- Independent USB Circuit Controllers Deliver up to 2.1 Amps to Each Post
- HDMI, VGA, or RJ45 Accessories Sold Separately
- All Mounting Hardware Included
- FCC Part 15A and UL Approved for Horizontal and Vertical Applications
- 10' Cord

	01-DUOCLAMPS	Silver	5½	3	7	1	0.2	\$ 521
	01-DUOCLAMPW	White						\$ 521
	01-DUOCLAMPB	Black					\$ 521	

Description

- Silver Metal Trim
- Clamps to Top
- Two (2) Power/Two (2) USB Power
- Independent USB Circuit Controllers Deliver up to 2.1 Amps to Each Post
- All Mounting Hardware Included
- FCC Part 15A and UL Approved for Horizontal and Vertical Applications
- 10' Cord

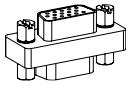
	01-TRIOCLAMPS	Silver	8	3	7	1	0.2	\$ 611
	01-TRIOCLAMPW	White						\$ 611
	01-TRIOCLAMPB	Black					\$ 611	

Description

- Silver Metal Trim
- Clamps to Top
- Three (3) Power/Two (2) USB Power/One (1) Open Data; 10' Cord
- Independent USB Circuit Controllers Deliver up to 2.1 Amps to Each Post
- HDMI, VGA, or RJ45 Accessories Sold Separately; See Below
- All Mounting Hardware Included
- FCC Part 15A and UL Approved for Horizontal and Vertical Applications

For ordering options, see overview at the beginning of this section.

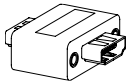
Item	Model No.	W	D	H	Ship Wt	Cubic Ft	List Price
TRIO VGA DATA PORT ACCESSORY	01-LCOMVGA	-	-	-	-	-	\$ 111



Description

- VGA Ports for Trio Units

TRIO HDMI DATA PORT ACCESSORY	01-LCOMHDMI	-	-	-	-	-	\$ 150
----------------------------------	-------------	---	---	---	---	---	--------

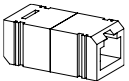


Description

- HDMI Ports for Trio Units

Open Market Only

TRIO RJ45 DATA PORT ACCESSORY	01-LCOMRJ45	-	-	-	-	-	\$ 72
----------------------------------	-------------	---	---	---	---	---	-------



Description

- RJ45 Ports for Trio Units

For ordering options, see overview at the beginning of this section.

Designed by Jason Lansdale in conjunction with our UK partner, Edge Design, Polka is a flexible and fun modular seating range with soft curves and gentle waterfall seat edges. Its low, wide stance and asymmetric shapes provide a striking alternative for sitting, relaxing, and touchdown working. Perfect for lobbies, atriums, and collaboration areas.

CONSTRUCTION

- Internal wood components and frame are manufactured using Baltic Birch plywood; frames are individually hand assembled, and all joints are mortised and tenoned, and glued for maximum strength and durability
- Legs are constructed of European Beech; Leg is 1¾"W x 10½"D 8¾"H with glide, Foot is 2¼"D
- High Grade Polyurethane Foam, 3¾" thick
- Includes non-marring, nylon adjustable glides
- Ships fully assembled

HOW TO ORDER EXAMPLE

Model No.	Description	Example
PLK01L	Leg Finish	BW
	Upholstery	CF Stinson Round Trip Energy

UPHOLSTERY OPTIONS

Available in single upholstery. Select from a wide variety of graded-in or contract options, including fabric, vinyl, and leather.

Upholstery is applied across the roll and Indiana Furniture will make every attempt to apply the upholstery in the same direction on multiple pieces while making the best use of the yardage supplied.

LEG WOOD FINISHES

Indiana Furniture uses a multi-step, hand finishing process on all exposed wood.

Chairs feature a catalyzed varnish finish which offers durability, lasting beauty, and resistance to normal wear.

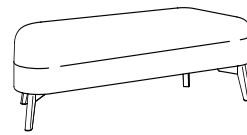
AW Artisan Walnut	MW Mahogany Walnut
AS Asian Night	MO Medium Oak*
BW Beigewood*	ORW Oak Riftwood*
BL Black	PNW Pinnacle Walnut
CO Columbian Walnut	SCH Select Cherry
DC Dark Cherry	SKC Shaker Cherry
DFW Dark Forest Walnut*	SBP Smoky Brown Pear*
WH Designer White	TK Studio Teak
EF Espresso	SM Sugar Maple
FO Fawn Oak*	SW Sunglow Walnut
GC Golden Cherry	TT Tavern Teak*
HVM Harvest Maple*	WTA Weathered Ash*
HW Harvest Walnut	WC Williamsburg Cherry
LW Legacy Walnut	

*Finish is Low Sheen

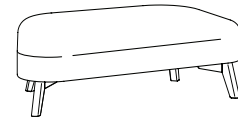
CERTIFICATIONS & COMPLIANCE

- CAL 117-2013 Compliance
- Intertek Sustainability Certified
- BIFMA level® Certified
- BIFMA Compliant® Certified
- TSCA Title VI (CARB) Compliance
- US Green Building's LEED® Contribution

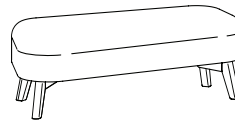
STATEMENT OF LINE



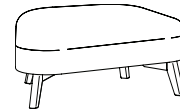
84½"W x 38¼"D
PLK01L
PLK01R
(See Page 171)



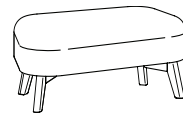
61"W x 38¼"D
PLK02L
PLK02R
(See Page 171)



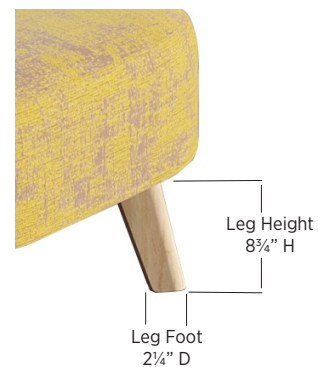
61½"W x 29½"D
PLK03L
PLK03R
(See Page 171)



47¼"W x 38¼"D
PLK04L
PLK04R
(See Page 172)



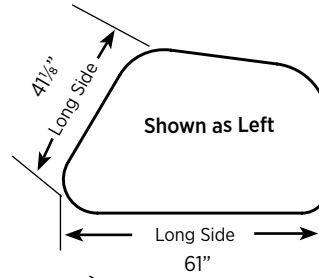
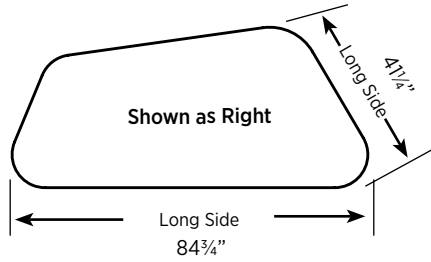
47¼"W x 29½"D
PLK05L
PLK05R
(See Page 172)



Polka offers five asymmetric shapes, available in left and right models, to easily create extra seating or touchdown areas. The left or right model is determined by which side the longest diagonal is on when facing the longest straight side.

PLK01L/R

84⁵/₈"W
38¹/₄"D
17³/₄"H

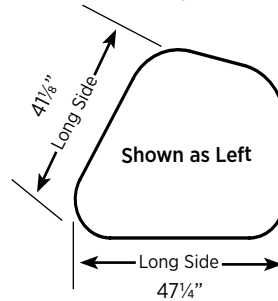
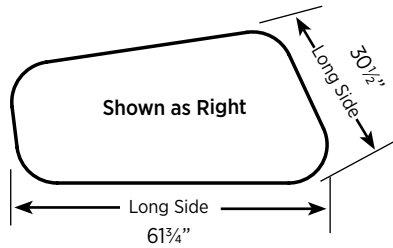


PLK02L/R

61"W
38¹/₄"D
17³/₄"H

PLK03L/R

61³/₈"W
29¹/₂"D
17³/₄"H

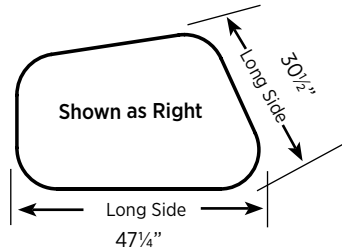


PLK04L/R

47¹/₄"W
38¹/₄"D
17³/₄"H

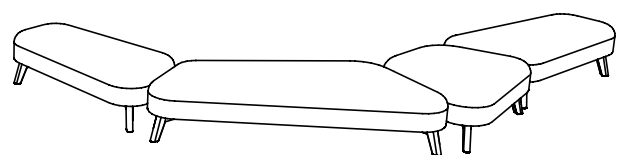
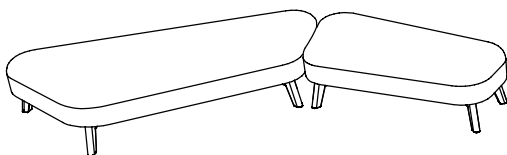
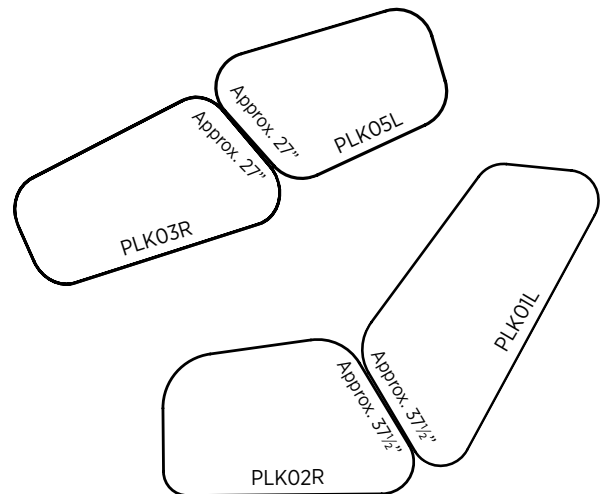
PLK05L/R

47¹/₄"W
29¹/₂"D
17³/₄"H

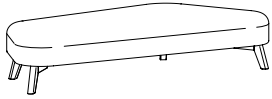


Polka's soft curves, wide stance, and asymmetric shapes offer enormous flexibility when creating seating areas. Polka units fit best when pairing lounge units with the same diagonal measurement together.

See individual products for coordinating measurements and set your imagination free.



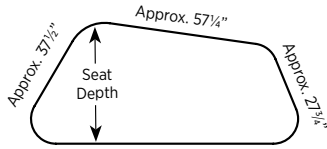
Item	Model No.	Seat Width	Seat Depth	Seat Height	Ship Wt	Cubic Ft
84¾"Wx38¼"D MODULAR LOUNGE	Left					
	PLK01L					
	Right					
	PLK01R	84⅝"	38¼"	17¾"	85	39.4



Shown as Right

Must Specify (in this order):

- Model #
- Leg Finish
- Upholstery



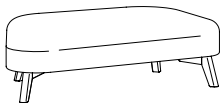
Approx. 84¾"
Shown as Left

Description

- Determine Left or Right by Facing Long Straight Side with Long Diagonal on Right or Left (See Page 170)

List Price/Grade	Yards	COM/1	2	3	4	5	6	7	8	9	10	L1	L2
Single Upholstery	3.75	\$ 2304	2484	2630	2777	2998	3227	3549	3879	4273	4723	3433	3913

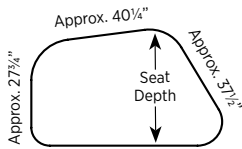
Item	Model No.	Seat Width	Seat Depth	Seat Height	Ship Wt	Cubic Ft
61"Wx38¼"D MODULAR LOUNGE	Left					
	PLK02L					
	Right					
	PLK02R	61"	38¼"	17¾"	65	29.2



Shown as Left

Must Specify (in this order):

- Model #
- Leg Finish
- Upholstery



Approx. 61"
Shown as Right

Description

- Determine Left or Right by Facing Long Straight Side with Long Diagonal on Right or Left (See Page 170)

List Price/Grade	Yards	COM/1	2	3	4	5	6	7	8	9	10	L1	L2
Single Upholstery	2.75	\$ 2073	2205	2312	2420	2582	2750	2986	3228	3517	3847	2901	3253

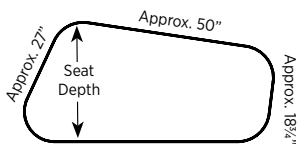
Item	Model No.	Seat Width	Seat Depth	Seat Height	Ship Wt	Cubic Ft
61¾"Wx29½"D MODULAR LOUNGE	Left					
	PLK03L					
	Right					
	PLK03R	61⅝"	29½"	17¾"	50	25.6



Shown as Left

Must Specify (in this order):

- Model #
- Leg Finish
- Upholstery



Approx. 61¼"
Shown as Left

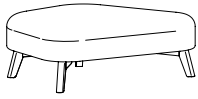
Description

- Determine Left or Right by Facing Long Straight Side with Long Diagonal on Right or Left (See Page 170)

List Price/Grade	Yards	COM/1	2	3	4	5	6	7	8	9	10	L1	L2
Single Upholstery	2.50	\$ 1850	1970	2068	2165	2313	2465	2680	2900	3163	3463	2603	2923

For ordering options, see overview at the beginning of this section.

Item	Model No.	Seat Width	Seat Depth	Seat Height	Ship Wt	Cubic Ft
47¼"Wx38¼"D MODULAR LOUNGE	Left					
	Right					
	PLK04L	PLK04R	47¼	38¼	17¾	48 23.2



Shown as Right

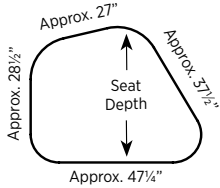
Must Specify (in this order):

- Model #
- Leg Finish
- Upholstery

Description

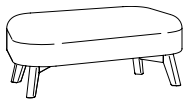
- Determine Left or Right by Facing Long Straight Side with Long Diagonal on Right or Left (See Page 170)

List Price/Grade	Yards	COM/1	2	3	4	5	6	7	8	9	10	L1	L2
Single Upholstery	2.25	\$ 1747	1855	1943	2031	2163	2301	2494	2692	2928	3198	2424	2712



Shown as Right

Item	Model No.	Seat Width	Seat Depth	Seat Height	Ship Wt	Cubic Ft
47¼"Wx29½"D MODULAR LOUNGE	Left					
	Right					
	PLK05L	PLK05R	47¼	29½	17¾	42 19.5



Shown as Left

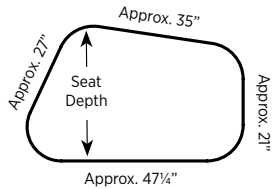
Must Specify (in this order):

- Model #
- Leg Finish
- Upholstery

Description

- Determine Left or Right by Facing Long Straight Side with Long Diagonal on Right or Left (See Page 170)

List Price/Grade	Yards	COM/1	2	3	4	5	6	7	8	9	10	L1	L2
Single Upholstery	2.00	\$ 1683	1779	1857	1935	2053	2175	2347	2523	2733	2973	2285	2541



Shown as Left

For ordering options, see overview at the beginning of this section.

Clean lines, refined scale, and gracefully angled arms makes Portia an excellent choice for comfortable guest or lounge applications with timeless appeal. Solid hardwood frames provide for a smooth and radiant finish, while loose cushions make these models easy to clean.

CONSTRUCTION

- Internal wood components are manufactured using plywood, while chair frames are manufactured using Maple
- All chair joints are mortised and tenoned, screwed and glued for maximum strength and durability
- Legs are 10" tall
- Non-marring nylon glides included in each leg at floor level
- High Grade Polyurethane Foam, 5½" thick in the seat and 4¾" thick in the back
- Ships fully assembled

HOW TO ORDER EXAMPLE

Model No.	Description	Example
576	Leg Finish	TK
	Upholstery	Momentum Cover Cloth Delft
	Glides	STD

WOOD FINISHES

Indiana Furniture uses a multi-step, hand finishing process on all exposed wood frames.

Chairs feature a catalyzed varnish finish which offers durability, lasting beauty, and resistance to normal wear.

AW Artisan Walnut	MW Mahogany Walnut
AS Asian Night	MO Medium Oak*
BW Beigewood*	ORW Oak Riftwood*
BL Black	PNW Pinnacle Walnut
CO Columbian Walnut	SCH Select Cherry
DC Dark Cherry	SKC Shaker Cherry
DFW Dark Forest Walnut*	SBP Smoky Brown Pear*
WH Designer White	TK Studio Teak
EF Espresso	SM Sugar Maple
FO Fawn Oak*	SW Sunglow Walnut
GC Golden Cherry	TT Tavern Teak*
HVM Harvest Maple*	WTA Weathered Ash*
HW Harvest Walnut	WC Williamsburg Cherry
LW Legacy Walnut	

* Finish is Low Sheen

UPHOLSTERY OPTIONS

Available in single upholstery in a wide variety of graded-in or contract options, including fabric, vinyl, and leather.

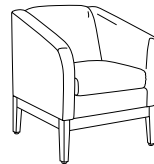
GLIDE OPTIONS

STD	Nylon Glides	Std
FELT	Felt Glides	\$ N/C

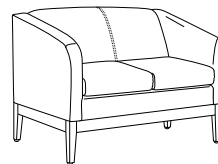
CERTIFICATIONS & COMPLIANCE

- CAL 117-2013 Compliance
- ETL Environmental Certification
- BIFMA level® Certified
- BIFMA Compliant® Certified
- TSCA Title VI (CARB) Compliance
- US Green Building's LEED® Contribution


STATEMENT OF LINE




Club Chair: 576
(See Page 174)



Settee: 5762
(See Page 174)




Sofa: 5763
(See Page 174)



Enhance your space with new Cush Pillows. Available in multiple shapes and sizes, and with or without piping.

Item	Model No.	Chair Width	Chair Depth	Chair Height	Seat Width	Seat Depth	Seat Height	Arm Height	Ship Wt	Cubic Ft
CLUB CHAIR	576	31	30	34	18½	20	19½	28	58	24.0

**Description**


- Standard with: Wood Legs and One (1) Loose Cushion

List Price/Grade	Yards	COM/1	2	3	4	5	6	7	8	9	10	L1	L2
Single Upholstery	5.00	\$ 2398	2638	2833	3028	3323	3628	4058	4498	5023	5623	3903	4543

Must Specify (in this order):

Model #
Leg Finish
Upholstery

SETTEE	5762	51	30	34	41	20	19½	28	82	42.6
--------	------	----	----	----	----	----	-----	----	----	------

**Description**

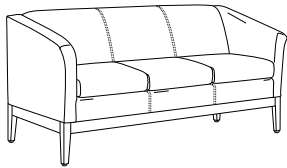
- Standard with: Wood Legs and Two (2) Loose Cushions

List Price/Grade	Yards	COM/1	2	3	4	5	6	7	8	9	10	L1	L2
Single Upholstery	5.75	\$ 3370	3646	3870	4095	4434	4785	5279	5785	6389	7079	5101	5837

Must Specify (in this order):

Model #
Leg Finish
Upholstery

SOFA	5763	71	30	34	61	20	19½	28	98	55.8
------	------	----	----	----	----	----	-----	----	----	------

**Description**

- Standard with: Wood Legs and Three (3) Loose Cushions

List Price/Grade	Yards	COM/1	2	3	4	5	6	7	8	9	10	L1	L2
Single Upholstery	8.75	\$ 4525	4945	5286	5628	6144	6678	7430	8200	9119	10169	7159	8279

Must Specify (in this order):

Model #
Leg Finish
Upholstery

For ordering options, see overview at the beginning of this section.

Create a timeless foundation for office environments with traditional style that is classic and enduring. Select from tufted or plain backs to best fit your design vision and environment. Swivels feature swivel-tilt control with pneumatic height adjustment. Solid hardwood frames feature carved arm and leg detailing.

CONSTRUCTION

- Exposed wood components and chair frame are manufactured using European Beech and are free of spirits, discoloration, pits, shakes, and wormholes; base caps are manufactured using select maple
- All chair joints are double-doweled or mortised and tenoned, screwed, and glued for maximum strength and durability
- All seats feature corner blocking
- Frames are individually hand assembled and sanded prior to being finished
- Non-marring nylon glides included in each leg at floor level
- If applicable, caster options include hooded casters available in black, brass and silver or choose black soft casters for hard surfaces
- High Grade Polyurethane Foam, 1½" thick in the seat and back
- Textiles are sewn with double stitch seams
- High quality sinuous springs with weight distribution rods ensure a comfortable seating application
- Ships fully assembled

HOW TO ORDER EXAMPLE

Model No.	Description	Example
112TB	Finish	EF
	Primary Upholstery	UF Ultraleather Original Elephant
	Control	STD
	Casters	SLCS

CONTROLS OPTIONS

STD	Swivel-Tilt with Adjustable Tension Spring	Std
KT	Knee-Tilt Control	\$ 273

CASTER OPTIONS (IF APPLICABLE)

BRCS	Brass Hooded Casters	Std
BLCS	Black Hooded Casters	\$ N/C
SLCS	Silver Hooded Casters	\$ N/C
BHC	Black Soft Caster for Hard Surfaces	\$ N/C

UPHOLSTERY OPTIONS

Available in single upholstery in a wide variety of graded-in or contract options, including fabric, vinyl, and leather.

WOOD FINISHES

Indiana Furniture uses a multi-step, hand finishing process on all exposed wood frames.

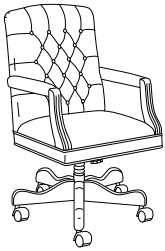
Chairs feature a catalyzed varnish finish which offers durability, lasting beauty, and resistance to normal wear.

AW	Artisan Walnut	MW	Mahogany Walnut
AS	Asian Night	MO	Medium Oak*
BW	Beigewood*	ORW	Oak Riftwood*
BL	Black	PNW	Pinnacle Walnut
CO	Columbian Walnut	SCH	Select Cherry
DC	Dark Cherry	SKC	Shaker Cherry
DFW	Dark Forest Walnut*	SBP	Smoky Brown Pear*
WH	Designer White	TK	Studio Teak
EF	Espresso	SM	Sugar Maple
FO	Fawn Oak*	SW	Sunglow Walnut
GC	Golden Cherry	TT	Tavern Teak*
HVM	Harvest Maple*	WTA	Weathered Ash*
HW	Harvest Walnut	WC	Williamsburg Cherry
LW	Legacy Walnut		

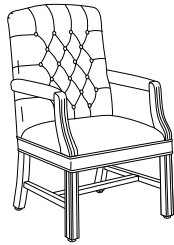
* Finish is Low Sheen

CERTIFICATIONS & COMPLIANCE

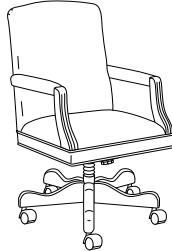
- CAL 117-2013 Compliance
- ETL Environmental Certification
- BIFMA level® Certified
- BIFMA Compliant® Certified
- TSCA Title VI (CARB) Compliance
- US Green Building's LEED® Contribution



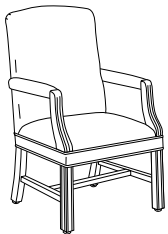
Tufted High Back
Swivel: 112TB
(See Page 177)




Tufted High Back
Guest: 116TB
(See Page 177)




High Back
Swivel: 112
(See Page 177)




High Back
Guest: 116
(See Page 177)



Mid Back Guest,
Closed Arms: 117
(See Page 178)

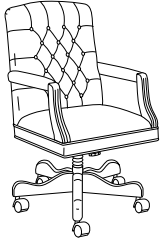


Mid Back Guest,
Open Arms: 118
(See Page 178)



Mid Back Guest,
Armless: 118N
(See Page 178)

Item	Model No.	Chair Width	Chair Depth	Chair Height	Seat Width	Seat Depth	Seat Height	Arm Height	Ship Wt	Cubic Ft
TUFTED HIGH BACK SWIVEL	112TB	25	28½	40-44	18½	18	16-20	27-30	52	24.8



Must Specify (in this order):

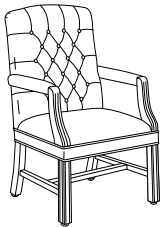
- Model #
- Finish
- Upholstery
- Control
- Caster

Description

- Standard with: Swivel Tilt Control with Adjustable Tension, Pneumatic Height Adjustment, Tufted Back, 5-Star Base with Hardwood Caps, and Brass Hooded Dual Wheel Casters
- Optional Black Soft Casters or Black or Silver Hooded Casters
- Knee-Tilt Control Option

List Price/Grade	Yards	COM/1	2	3	4	5	6	7	8	9	10	L1	L2
Single Upholstery	2.75	\$ 2412	2544	2651	2759	2921	3089	3325	3567	3856	4186	3240	3592

TUFTED HIGH BACK GUEST	116TB	25	27½	41½	19	18	17½	28	32	23.2
------------------------	-------	----	-----	-----	----	----	-----	----	----	------



Must Specify (in this order):

- Model #
- Finish
- Upholstery

Description

- Standard with: Tufted Back and Nylon Glides

List Price/Grade	Yards	COM/1	2	3	4	5	6	7	8	9	10	L1	L2
Single Upholstery	2.75	\$ 2019	2151	2258	2366	2528	2696	2932	3174	3463	3793	2847	3199

HIGH BACK SWIVEL	112	25	28½	40-44	18½	18	16-20	27-30	52	24.8
------------------	-----	----	-----	-------	-----	----	-------	-------	----	------



Must Specify (in this order):

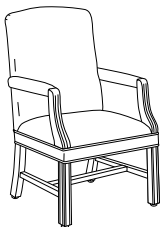
- Model #
- Finish
- Upholstery
- Control
- Caster

Description

- Standard with: Swivel Tilt Control with Adjustable Tension, Pneumatic Height Adjustment, 5-Star Base with Hardwood Caps, and Brass Hooded Dual Wheel Casters
- Optional Black Soft Casters or Black or Silver Hooded Casters
- Knee-Tilt Control Option

List Price/Grade	Yards	COM/1	2	3	4	5	6	7	8	9	10	L1	L2
Single Upholstery	2.75	\$ 2241	2373	2480	2588	2750	2918	3154	3396	3685	4015	3069	3421

HIGH BACK GUEST	116	25	27½	41½	19	18	17½	28	32	23.2
-----------------	-----	----	-----	-----	----	----	-----	----	----	------



Must Specify (in this order):

- Model #
- Finish
- Upholstery

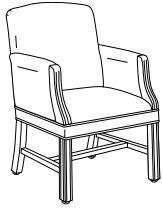
Description

- Standard with: Nylon Glides

List Price/Grade	COM	1	2	3	4	5	6	7	8	9	10	L1	L2
Single Upholstery	2.75	\$ 1803	1935	2042	2150	2312	2480	2716	2958	3247	3577	2631	2983

For ordering options, see overview at the beginning of this section.

Item	Model No.	Chair Width	Chair Depth	Chair Height	Seat Width	Seat Depth	Seat Height	Arm Height	Ship Wt	Cubic Ft
MID BACK GUEST WITH CLOSED ARMS	117	25½	25	36	20	18	18½	27¾	32	23.2

**Description**

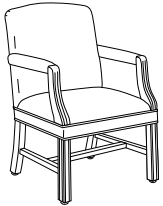
- Standard with: Nylon Glides

List Price/Grade	Yards	COM/1	2	3	4	5	6	7	8	9	10	L1	L2
Single Upholstery	3.50	\$ 2223	2391	2528	2664	2871	3084	3385	3693	4061	4481	3277	3725

Must Specify (in this order):

Model #
Finish
Upholstery

MID BACK GUEST WITH OPEN ARMS	118	25½	25	36	20	18	18½	27¾	32	23.2
-------------------------------	-----	-----	----	----	----	----	-----	-----	----	------

**Description**


- Standard with: Nylon Glides

List Price/Grade	Yards	COM/1	2	3	4	5	6	7	8	9	10	L1	L2
Single Upholstery	2.75	\$ 1730	1862	1969	2077	2239	2407	2643	2885	3174	3504	2558	2910

Must Specify (in this order):

Model #
Finish
Upholstery

ARMLESS MID BACK GUEST	118N	24	25	36	22	18	18½	-	32	23.2
------------------------	------	----	----	----	----	----	-----	---	----	------

**Description**

- Standard with: Nylon Glides

List Price/Grade	Yards	COM/1	2	3	4	5	6	7	8	9	10	L1	L2
Single Upholstery	2.50	\$ 1568	1688	1786	1883	2031	2183	2398	2618	2881	3181	2321	2641

Must Specify (in this order):

Model #
Finish
Upholstery

For ordering options, see overview at the beginning of this section.

Created for everyday use in every application, Rockstar features generous, contoured proportions and standout comfort for users of all sizes. With your choice of back, arm, and base options, weight-activated controls, and button detailing, this chair can rock any environment.

CONSTRUCTION

- Back and seat are manufactured of plywood
- High Grade Polyurethane Foam, 3" thick in the seat and 2" thick in the back; seat polyurethane is a molded fabrication
- Contoured back with integrated lumbar and seat with waterfall edge for maximum ergonomic comfort
- Upholstery features top stitch seams
- Arm options include black polyurethane T-arms, fixed aluminum or black polyurethane loop arms
- Black nylon or polished aluminum five star base
- Ships knocked down as standard or fully assembled (upcharge)
- Weight-Activated Control rated for users up to 325lbs, Swivel Tilt and Synchro Tilt Comfort Controls rated for users up to 275lbs

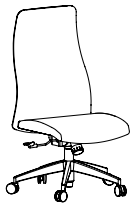
HOW TO ORDER EXAMPLE

Model No.	Description	Example
100	Primary Upholstery	UF Brisa Original Putty
	Accent Upholstery	UF Brisa Original Birch
	Button Detail	AVA
	Button Upholstery	Concertex Rise Avalanche
	Control	SS2
	Base	ALM BASE
	Caster	CHRC
	Arm	FAL1
	Assembly	ASSEM

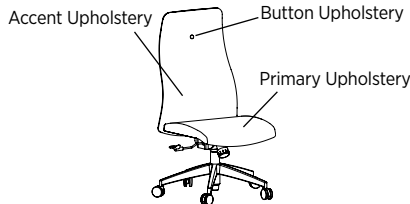
UPHOLSTERY OPTIONS

Available in single and contrasting upholsteries in a wide variety of graded-in or contract options, including fabric, vinyl, and leather.

Single Upholstery



Contrasting Upholstery



BUTTON DETAILING OPTIONS

The optional button detail comes in an array of options: No Button, Matching Primary Upholstery, Matching Accent Upholstery, or you may choose from 5 preselected vinyl upholsteries below.

Must Specify and Add.

NONE	No Button		N/C
PRM	Match Primary Upholstery	\$	36
ACNT	Match Accent Upholstery	\$	36
	PreSelected Vinyl Upholsteries (See Below)	\$	36



Concertex Rise Avalanche (AVA)



Concertex Rise Oynx (ONYX)



Concertex Rise Grain (GRN)



Spradling Whisper Indigo (IND)



Concertex Rise Smoke (SMK)

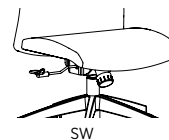
CONTROL OPTIONS

The Swivel Tilt Control, which adjusts the angle of the seat and back simultaneously, features pneumatic height adjustment, multi-angle and locking recline, and adjustable tension. The Synchro Tilt Comfort Control features pneumatic height adjustment, multi-angle and locking recline, adjustable tension control, and optional seat slider. The Weight-Activated Control features pneumatic height adjustment, multi-angle and locking recline, and automatic tension, which inherently adjusts to the weight of the user for maximum comfort.

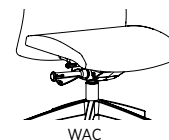
Weight Activated Control is rated for users up to 325lbs, Swivel Tilt and Synchro Tilt Comfort Controls are rated for users up to 275lbs.

Must Specify and Add.

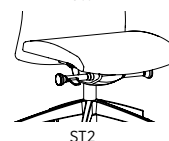
SW	Swivel Tilt Control		Std
WAC	Weight Activated Control	\$	62
ST2	Synchro Tilt Comfort Control	\$	90
SS2	Synchro Tilt Comfort Control with Seat Slider	\$	174



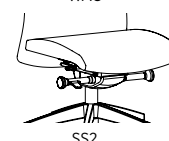
SW



WAC



ST2



SS2

Visit our website for user instructions www.indianafurniture.com

BASE OPTIONS

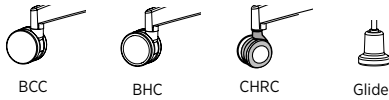
Must Specify and Add.

BLK BASE	Black Nylon Base		Std
ALM BASE	Polished Aluminum Base	\$	105

CASTER OPTIONS

Must Specify and Add.

BCC	Black Dual Wheel Carpet Caster		Std
BHC	Black Soft Caster for Hard Surfaces		N/C
CHRC	Chrome-Rimmed Hard Surface Caster with Roll Control	\$	363
BG	Black Glides for All Surfaces		N/C

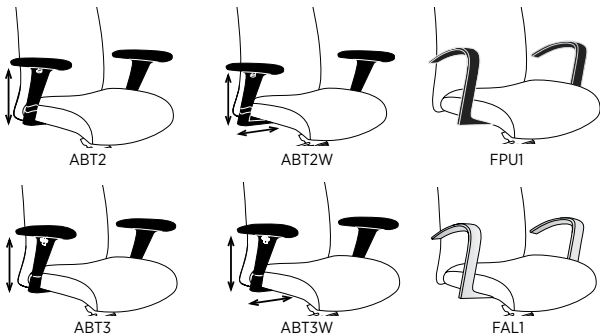


ARM OPTIONS

Choose armless or from one of the six arm options. A black (ABT2) T-arm featuring teardrop-shaped arm cap and height adjustment with optional width adjustment (ABT2W). The black (ABT3) T-arm features a surfboard-shaped arm cap and height adjustment with optional width adjustment (ABT3W). Also available are black and aluminum fixed loop arms.

Must Specify and Add.

NO ARM	Armless	\$	Std
ABT2	Black Height Adjustable T	\$	123
ABT2W	Black Height and Width Adjustable T	\$	272
ABT3	Black Height Adjustable T	\$	160
ABT3W	Black Height and Width Adjustable T	\$	310
FAL1	Aluminum Fixed Loop	\$	333
FPU1	Black Fixed Loop	\$	256



Visit our website for user instructions www.indianafurniture.com

ASSEMBLY OPTIONS

Rockstar is available knocked down or factory assembled.


Must Specify and Add.

KD	Knocked Down		STD
ASSEM	Factory Assembled	\$	67

CERTIFICATIONS & COMPLIANCE

- CAL 117-2013 Compliance
- ETL Environmental Certification
- BIFMA level® Certified
- BIFMA Compliant® Certified
- TSCA Title VI (CARB) Compliance
- US Green Building's LEED® Contribution

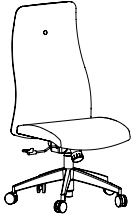
STATEMENT OF LINE



High Back: 100
Shown with Optional
Button Detail
(See Page 181)

Mid Back: 101
(See Page 181)

Item	Model No.	Chair Width	Chair Depth	Chair Height	Seat Width	Seat Depth	Seat Height	Arm Height	Ship Wt	Cubic Ft
HIGH BACK TASK/SWIVEL CHAIR	100	26	26	42¼ - 48¾	20½	19	16¼ - 22¾	25¾ - 29¾	65	12.9



(Shown with Button Detail)

Description

- Standard with: No Button (None), Swivel Tilt Control with Pneumatic Height Adjustment (SW), Black Nylon Base (BLK BASE), Black Dual Wheel Carpet Casters (BCC), Armless and Unassembled (KD)
- Available with Contrasting Upholsteries
- Optional Weight Activated Control Rated for Users up to 325lbs; Swivel and Synchro Tilt Controls Rated for 275lbs
- Personalize and Upgrade Your Chair with Control, Caster and Other Options, See Upfront Overview Section

Must Specify (in this order)

- Model #
- Primary Upholstery
- Accent Upholstery
- Button Detail
- Button Upholstery
- Control
- Base
- Caster
- Arm
- Assembly

List Price/Grade	Yards	COM/1	2	3	4	5	6	7	8	9	10	L1	L2
Single Upholstery	2.00	\$ 1161	1257	1335	1413	1531	1653	1825	2001	2211	2451	1763	2019
Contrasting Upholstery													
Primary	1.00	\$ 1172	1220	1259	1298	1357	1418	1504	1592	1697	1817	1473	1601
Accent	1.25	\$ 0	60	109	158	231	308	415	525	656	806	376	536

MID BACK TASK/SWIVEL CHAIR	101	26	26	37 - 43½	20½	19	16¼ - 22¾	25¾ - 29¾	55	12.9
----------------------------	-----	----	----	----------	-----	----	-----------	-----------	----	------



Description

- Standard with: No Button (None), Swivel Tilt Control with Pneumatic Height Adjustment (SW), Black Nylon Base (BLK BASE), Black Dual Wheel Carpet Casters (BCC), Armless and Unassembled (KD)
- Available with Contrasting Upholsteries
- Optional Weight Activated Control Rated for Users up to 325lbs; Swivel and Synchro Tilt Controls Rated for 275lbs
- Personalize and Upgrade Your Chair with Control, Caster and Other Options, See Upfront Overview Section

Must Specify (in this order)

- Model #
- Primary Upholstery
- Accent Upholstery
- Button Detail
- Button Upholstery
- Control
- Base
- Caster
- Arm
- Assembly

List Price/Grade	Yards	COM/1	2	3	4	5	6	7	8	9	10	L1	L2
Single Upholstery	1.75	\$ 1136	1220	1288	1357	1460	1567	1717	1871	2055	2265	1663	1887
Contrasting Upholstery													
Primary	1.00	\$ 1158	1206	1245	1284	1343	1404	1490	1578	1683	1803	1459	1587
Accent	1.25	\$ 0	60	109	158	231	308	415	525	656	806	376	536

For ordering options, see overview at the beginning of this section.

With its combination of stylish design and distinctive upholstery, Runna Pouffes express luxury and elegance while being the perfect option for impromptu meetings, additional seating, or the fun component that completes a space. Available in Small and Large Sizes.

CONSTRUCTION

- Internal wood components and frame are manufactured using Baltic Birch plywood; frames are individually hand assembled, and all joints are mortised and tenoned, and glued for maximum strength and durability
- High Grade Polyurethane Foam, 1½" thick
- The small pouffe will have a black zipper to assist in creating a snug upholstery fit; this is not necessary on the large pouffe
- Includes non-marring, nylon adjustable glides
- Ships fully assembled

HOW TO ORDER EXAMPLE

Model No.	Description	Example
RU-4	Upholstery	CF Stinson Artisan Seaport

UPHOLSTERY OPTIONS

Available in single upholstery. Select from a wide variety of graded-in or contract options, including fabric, vinyl, and leather.

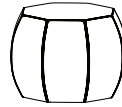
We recommend avoiding the use of obvious directional patterns due to Runna's multiple seams and panels.

Indiana Furniture will make every attempt to have the upholstery pattern going the same direction while making the best use of the yardage supplied.

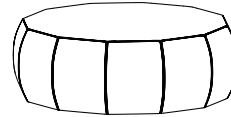
CERTIFICATIONS & COMPLIANCE

- CAL 117-2013 Compliance
- Intertek Sustainability Certified
- BIFMA level® Certified
- BIFMA Compliant® Certified
- TSCA Title VI (CARB) Compliance
- US Green Building's LEED® Contribution

STATEMENT OF LINE

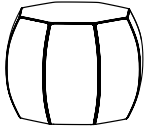


Small Pouffe
RU-3
(See Page 184)



Large Pouffe
RU-4
(See Page 184)

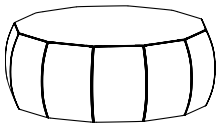
Item	Model No.	Seat Width	Seat Depth	Seat Height	Ship Wt	Cubic Ft
SMALL POUFFE	RU-3	21½"	21½"	17"	19	24.0



List Price/Grade	Yards	COM/1	2	3	4	5	6	7	8	9	10	L1	L2
Single Upholstery	1.75	\$ 1328	1412	1480	1549	1652	1759	1909	2063	2247	2457	1855	2079

Must Specify (in this order):
Model #
Upholstery

LARGE POUFFE	RU-4	49¼"	49¼"	17"	51	61.9
--------------	------	------	------	-----	----	------



List Price/Grade	Yards	COM/1	2	3	4	5	6	7	8	9	10	L1	L2
Single Upholstery	3.75	\$ 2783	2963	3109	3256	3477	3706	4028	4358	4752	5202	3912	4392

Must Specify (in this order):
Model #
Upholstery

For ordering options, see overview at the beginning of this section.

In partnership with Edge Design, a UK-based company, we welcome Spirit.

Spirit has a refined and inviting form and capitalizes on versatility and comfort. Offered with an outer upholstered or wood shell, adding elegance to the simplicity. Find your perfect fit with Options ranging from Spirit Lite to Spirit High Back Lounge, all offering multiple base options to suit your functional need and design style. Add a coordinating Spirit table to complete your look.

CONSTRUCTION

- Internal wood components are molded plywood
- Frames are individually hand assembled
- High Grade Polyurethane Foam, 2" thick in the seat and back
- Non-marring nylon glides included in each leg at floor level
- Tables have 1" TFL or 1 1/8" HPL surface thickness with 1 mm PVC edge band and Square edge profile
- Black or Aluminum Powder Coat and Chrome wireframes
- Ships fully assembled

HOW TO ORDER EXAMPLE

Seating

Model No.	Description	Example
STL2C	Upholstery	Momentum Cover Cloth Graphite
	Base	SS5SA
	Caster	CHRC

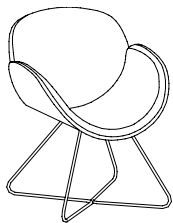
Tables

Model No.	Description	Example
ST11C	Finish	WTA
	Base	STWFA

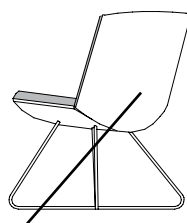


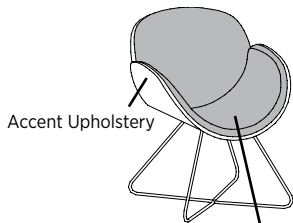
UPHOLSTERY OPTIONS

Available in single or contrasting upholsteries in a wide variety of graded-in or contract options, including fabric, vinyl, and leather.

Single Upholstery



Contrasting Upholstery



Accent Upholstery

SPiRiT AND SPiRiT LiTE BASE OPTIONS

Base options for Spirit Lite and the Non-Wood Shell Spirit Chair.



Spirit Lite Chair
STL2C

Shown with Wire Base



Spirit Lite Chair with Headrest
STL2C-HR

Shown with Wire Base



Spirit Chair (Non-Wood Shell)
ST2C

Shown with Wire Base

Wireframe Bases

SSWFA	Wireframe Base, Aluminum	\$ N/C
SSWFB	Wireframe Base, Black	\$ N/C
SSWFC	Wireframe Base, Chrome	\$ 91

4-Star Swivel Bases

SS4SA	4-Star Polished Alum. Swivel Base with Glides	\$ 349
SSBO	4-Star Wood Swivel Base, Blonde Oak	\$ 770
SSSPW	4-Star Wood Swivel Base, Spiced Walnut	\$ 770

Rocker Base

SSRBB	Rocker Base with Black Frame and Wood Runners; Specify Finish (See page 186)	\$ 26
-------	--	-------

5-Star Swivel Bases

Must specify both base and glide/caster code

SS5SA	5-Star Polished Aluminum Swivel Base with Pneumatic Height Adjustment Options: Must Specify One	
GLIDE	Glides	\$ 127
BCC	Black Dual Wheel Carpet Caster	\$ 148
BHC	Black Soft Caster for Hard Surfaces	\$ 148
CASTC	Chrome Caster	\$ 208
CHRC	Chrome Rimmed Casters with Roll Control	\$ 507
SS5SARA	5-Star Polished Aluminum Swivel Base with Pneumatic Height Adjustment and Auto-Return Options: Must Specify Glide Below	
GLIDE	Glides	\$ 207

SPIRIT CHAIR WITH WOOD SHELL BASE OPTIONS

Base options for Spirit Chair with Wood Shell



Spirit Chair with Wood Shell
ST5C
Shown with Wire Base

Wireframe Bases

SSWFA	Wireframe Base, Aluminum	\$ N/C
SSWFB	Wireframe Base, Black	\$ N/C
SSWFC	Wireframe Base, Chrome	\$ 91

4-Star Swivel Bases

SS4SA	4-Star Polished Alum. Swivel Base with Glides	\$ 349
-------	---	--------

5-Star Swivel Bases

Must specify both base and glide/caster code

SS5SA	5-Star Polished Aluminum Swivel Base with Pneumatic Height Adjustment	
Options: Must Specify One		
GLIDE	Glides	\$ 127
BCC	Black Dual Wheel Carpet Caster	\$ 148
BHC	Black Soft Caster for Hard Surfaces	\$ 148
CASC	Chrome Caster	\$ 208
CHRC	Chrome Rimmed Casters with Roll Control	\$ 507

SS5SARA	5-Star Polished Aluminum Swivel Base with Pneumatic Height Adjustment and Auto-Return; Must Specify Glides	
Options: Must Specify Glide Below		
GLIDE	Glides	\$ 207

SPIRIT LOUNGE BASE OPTIONS

Base options for Spirit Lounge



Spirit Lounge
SL23P
Shown with Wire Base



Spirit Lounge High Back
SL24P
Shown with Wire Base

Wireframe Bases

SLWFA	Wireframe Base, Aluminum	\$ N/C
SLWFB	Wireframe Base, Black	\$ N/C
SLWFC	Wireframe Base, Chrome	\$ 161

4-Star Swivel Bases

SL4SA	4-Star Polished Alum. Swivel Base with Glides	\$ 460
SLBO	4-Star Wood Swivel Base, Blonde Oak	\$ 822
SLSPW	4-Star Wood Swivel Base, Spiced Walnut	\$ 822

WOOD FINISHES

Indiana Furniture uses a multi-step, hand finishing process on all exposed wood frames.

Chairs feature a catalyzed varnish finish which offers durability, lasting beauty, and resistance to normal wear.

AW	Artisan Walnut	MW	Mahogany Walnut
AS	Asian Night	MO	Medium Oak*
BW	Beigewood*	ORW	Oak Riftwood*
BL	Black	PNW	Pinnacle Walnut
CO	Columbian Walnut	SCH	Select Cherry
DC	Dark Cherry	SKC	Shaker Cherry
DFW	Dark Forest Walnut*	SBP	Smoky Brown Pear*
WH	Designer White	TK	Studio Teak
EF	Espresso	SM	Sugar Maple
FO	Fawn Oak*	SW	Sunglow Walnut
GC	Golden Cherry	TT	Tavern Teak*
HVM	Harvest Maple*	WTA	Weathered Ash*
HW	Harvest Walnut	WC	Williamsburg Cherry
LW	Legacy Walnut		

*Finish is Low Sheen

TFL (T) AND HPL (P) LAMINATE TABLE OPTIONS

WOODGRAIN

AS	Asian Night	PNW	Pinnacle Walnut
BW	Beigewood	SCH	Select Cherry
CO	Columbian Walnut	SKC	Shaker Cherry
EF	Espresso	SBP	Smoky Brown Pear
GC	Golden Cherry	TK	Studio Teak
HVM	Harvest Maple	SM	Sugar Maple
MW	Mahogany Walnut	WTA	Weathered Ash
ORW	Oak Riftwood	WC	Williamsburg Cherry

SOLID

BL	Black	PPD	Pepperdust
WH	Designer White	SG	Slate Grey
FHG	Fashion Grey	WHS	White Sand


CERTIFICATIONS & COMPLIANCE

- CAL 117-2013 Compliance
- ETL Environmental Certification
- BIFMA level® Certified
- BIFMA Compliant® Certified
- TSCA Title VI (CARB) Compliance
- US Green Building's LEED® Contribution

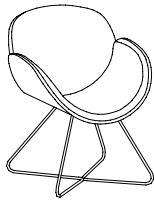
Seating + Tables




Spirit Lite
STL2C
(See Page 188)




Spirit Lite with Headrest
STL2C-HR
(See Page 188)




Spirit Chair
ST2C
(See Page 188)



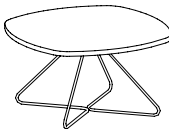
Spirit Chair with
Wood Shell
ST5C
(See Page 189)



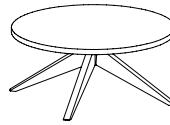
Spirit Lounge Chair
SL23P
(See Page 189)



Spirit High Back
Lounge Chair
SL24P
(See Page 189)

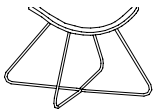


Spirit Table
ST11C: TFL
ST11CH: HPL
(See Page 190)

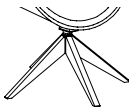


Spirit Round Table
SLT-1W: TFL
SLT-1WH: HPL
(See Page 190)

Base Options



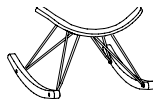
Wireframe Base



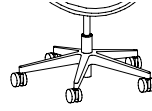
4-star Swivel
Wood Base
Open Market Only



4-star Polished
Aluminum Swivel
Base with Glides




Rocker Base



5-star Polished
Aluminum Swivel
Base with Casters or
Glides

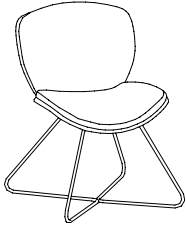
5-star Aluminum Base
Features:

- Pneumatic Height Adjustment
- Optional Auto-Return; Must Specify Glides with Auto-Return Option



Enhance your space with new Cush Pillows. Available in multiple shapes and sizes, and with or without piping.

Item	Model No.	Chair Width	Chair Depth	Chair Height	Seat Width	Seat Depth	Seat Height	Arm Height	Ship Wt	Cubic Ft
SPIRIT LITE CHAIR	STL2C	22½	27	32	22	19½	17½	-	32	24.0



Description


- Standard with: Wireframe Base; Must Specify Color
- Available with Contrasting Upholsteries
- Optional Bases (See Page 185): Rocker, 4-Star Wood Swivel, 4-Star Polished Aluminum Swivel, or 5-Star Polished Aluminum Swivel

List Price/Grade	Yards	COM/1	2	3	4	5	6	7	8	9	10	L1	L2
Single Upholstery	2.50	\$ 1214	1334	1432	1529	1677	1829	2044	2264	2527	2827	1967	2287
Contrasting Upholstery													
Primary	1.00	\$ 1214	1262	1301	1340	1399	1460	1546	1634	1739	1859	1515	1643
Accent	1.50	\$ 0	72	131	189	278	369	498	630	788	968	452	644

Must Specify (in this order):

- Model #
- Primary Upholstery
- Accent Upholstery
- Base
- Caster/Glide (for 5-Star Polished Aluminum Swivel Base Only)

SPIRIT LITE CHAIR WITH HEADREST	STL2C-HR	22½	27	39½	22	19½	17½	-	34	24.8
---------------------------------	----------	-----	----	-----	----	-----	-----	---	----	------



Description

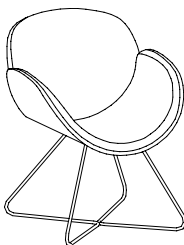
- Standard with: Headrest and Wireframe Base; Must Specify Color
- Available with Contrasting Upholsteries
- Optional Bases (See Page 185): Rocker, 4-Star Wood Swivel, 4-Star Polished Aluminum Swivel, or 5-Star Polished Aluminum Swivel

List Price/Grade	Yards	COM/1	2	3	4	5	6	7	8	9	10	L1	L2
Single Upholstery	3.00	\$ 1437	1581	1698	1815	1992	2175	2433	2697	3012	3372	2340	2724
Contrasting Upholstery													
Primary	1.50	\$ 1437	1509	1568	1626	1715	1806	1935	2067	2225	2405	1889	2081
Accent	1.50	\$ 0	72	131	189	278	369	498	630	788	968	452	644

Must Specify (in this order):

- Model #
- Primary Upholstery
- Accent Upholstery
- Base
- Caster/Glide (for 5-Star Polished Aluminum Swivel Base Only)

SPIRIT CHAIR	ST2C	25½	27	33½	20	19½	18	28	38	24.0
--------------	------	-----	----	-----	----	-----	----	----	----	------



Description

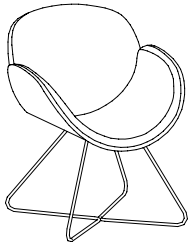
- Standard with: Wireframe Base; Must Specify Color
- Available with Contrasting Upholsteries
- Optional Bases (See Page 185): Rocker, 4-Star Wood Swivel, 4-Star Polished Aluminum Swivel, or 5-Star Polished Aluminum Swivel

List Price/Grade	Yards	COM/1	2	3	4	5	6	7	8	9	10	L1	L2
Single Upholstery	3.25	\$ 1703	1859	1986	2113	2304	2503	2782	3068	3409	3799	2681	3097
Contrasting Upholstery													
Primary	1.75	\$ 1703	1787	1855	1924	2027	2134	2284	2438	2622	2832	2230	2454
Accent	1.50	\$ 0	72	131	189	278	369	498	630	788	968	452	644

Must Specify (in this order):

- Model #
- Primary Upholstery
- Accent Upholstery
- Base
- Caster/Glide (for 5-Star Polished Aluminum Swivel Base Only)

Item	Model No.	Chair Width	Chair Depth	Chair Height	Seat Width	Seat Depth	Seat Height	Arm Height	Ship Wt	Cubic Ft
SPiRiT CHAIR WITH WOOD SHELL	ST5C	22½	27	33½	20	19	17½	27½	32	24.0



Description


- Standard with: Clear Walnut Wood Shell and Wireframe Base; Must Specify Color
- Optional Bases (See Page 186): 4-Star Polished Aluminum Swivel or 5-Star Polished Aluminum Swivel

List Price/Grade	Yards	COM/1	2	3	4	5	6	7	8	9	10	L1	L2
Single Upholstery	1.50	\$ 2444	2516	2575	2633	2722	2813	2942	3074	3232	3412	2896	3088

Must Specify (in this order):

- Model #
- Primary Upholstery
- Accent Upholstery
- Base
- Caster/Glide (for 5-Star Polished Aluminum Swivel Base Only)

Item	Model No.	Chair Width	Chair Depth	Chair Height	Seat Width	Seat Depth	Seat Height	Arm Height	Ship Wt	Cubic Ft
SPiRiT LOUNGE CHAIR	SL23P	24½	29	34½	24	20	18	-	40	24.0



Description


- Standard with: Wireframe Base; Must Specify Color
- Available with Contrasting Upholsteries
- Optional Bases (See Page 186): 4-Star Polished Aluminum and 4-Star Wood Base (Select Blonde Oak or Spiced Walnut)

List Price/Grade	Yards	COM/1	2	3	4	5	6	7	8	9	10	L1	L2
Single Upholstery	3.00	\$ 1333	1477	1594	1711	1888	2071	2329	2593	2908	3268	2236	2620
Contrasting Upholstery													
Primary	1.50	\$ 1333	1405	1464	1522	1611	1702	1831	1963	2121	2301	1785	1977
Accent	1.50	\$ 0	72	131	189	278	369	498	630	788	968	452	644

Must Specify (in this order):

- Model #
- Primary Upholstery
- Accent Upholstery
- Base
- Caster/Glide (for 5-Star Polished Aluminum Swivel Base Only)

Item	Model No.	Chair Width	Chair Depth	Chair Height	Seat Width	Seat Depth	Seat Height	Arm Height	Ship Wt	Cubic Ft
SPiRiT HIGH BACK LOUNGE CHAIR	SL24P	24½	29	47½	24	20	18	-	44	24.8



Description

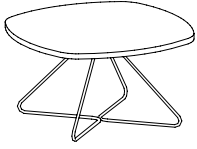
- Standard with: Wireframe Base; Must Specify Color
- Available with Contrasting Upholsteries
- Optional Bases (See Page 186): 4-Star Polished Aluminum and 4-Star Wood Base (Select Blonde Oak or Spiced Walnut)

List Price/Grade	Yards	COM/1	2	3	4	5	6	7	8	9	10	L1	L2
Single Upholstery	4.00	\$ 1768	1960	2116	2272	2508	2752	3096	3448	3868	4348	2972	3484
Contrasting Upholstery													
Primary	2.00	\$ 1768	1864	1942	2020	2138	2260	2432	2608	2818	3058	2370	2626
Accent	2.00	\$ 0	96	174	252	370	492	664	840	1050	1290	602	858

Must Specify (in this order):

- Model #
- Primary Upholstery
- Accent Upholstery
- Base
- Caster/Glide (for 5-Star Polished Aluminum Swivel Base Only)

Item	Model No.		Width	Depth	Height	Ship Wt	Cubic Ft	List Price	
SPIRIT SQUARE TABLE	ST11C	TFL	27	27	17	31	11.4	T\$	774
	ST11CH	HPL	27	27	17	31	11.4	P\$	934



Must Specify (in this order):

- Model #
- Top Color
- Base Color

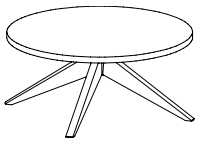
Description

- Standard with: 1" TFL Top or 1½" HPL Top and Wireframe Base; Must Specify Color
- Features Square Edge Profile

Wireframe Base Options: Specify & Add

STWFA	Wireframe, Aluminum	N/C
STWFB	Wireframe, Black	N/C
STWFC	Wireframe, Chrome	\$ 53

SPIRIT ROUND TABLE	SLT-1W	TFL	31½	31½	14½	31	11.4	T\$	1364
	SLT-1WH	HPL	31½	31½	14½	31	11.4	P\$	1512



Must Specify (in this order):

- Model #
- Top Color
- Base Color

Description

- Standard with: 1" TFL Top or 1½" HPL Top and 4-Star Swivel Wood Base (Select Blonde Oak or Spiced Walnut)
- Features Square Edge Profile

For ordering options, see overview at the beginning of this section.

Trift is an all-inclusive guest collection with abundant options for multiple applications. Carefully contoured frame and enhanced seat design provide hours of seated comfort. Five back options in wood and upholstery, and arm and armless models appeal to a broad base of needs. Specify for conferencing, reception, dining, healthcare, and companion seating. Trift accommodates all work areas with ease in one versatile collection.

CONSTRUCTION

- Exposed wood components and chair frame are manufactured using European Beech and are free of spirits, discoloration, pits, shakes, and wormholes
- All chair joints are double-doweled or mortised and tenoned, screwed, and glued for maximum strength and durability
- All seats feature corner blocking
- Frames are individually hand assembled and sanded prior to being finished
- Non-marring nylon glides included in each leg at floor level
- High Grade Polyurethane Foam, 1½" thick in the seat and 1" thick in the back
- Textiles are sewn with double stitch seams
- High quality resilient sheet webbing ensures a comfortable seating application
- Ships fully assembled

HOW TO ORDER EXAMPLE

Model No.	Description	Example
980	Finish	AW
	Upholstery	CF Stinson Artisan Fossil
	Glides	STD

WOOD FINISHES

Indiana Furniture uses a multi-step, hand finishing process on all exposed wood frames.

Chairs feature a catalyzed varnish finish which offers durability, lasting beauty, and resistance to normal wear.

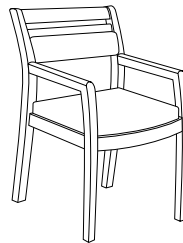
AW Artisan Walnut	MW Mahogany Walnut
AS Asian Night	MO Medium Oak*
BW Beigewood*	ORW Oak Riftwood*
BL Black	PNW Pinnacle Walnut
CO Columbian Walnut	SCH Select Cherry
DC Dark Cherry	SKC Shaker Cherry
DFW Dark Forest Walnut*	SBP Smoky Brown Pear*
WH Designer White	TK Studio Teak
EF Espresso	SM Sugar Maple
FO Fawn Oak*	SW Sunglow Walnut
GC Golden Cherry	TT Tavern Teak*
HVM Harvest Maple*	WTA Weathered Ash*
HW Harvest Walnut	WC Williamsburg Cherry
LW Legacy Walnut	

* Finish is Low Sheen

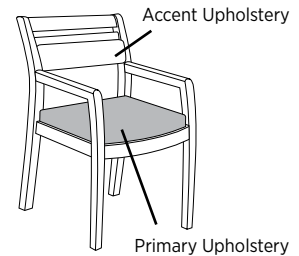
UPHOLSTERY OPTIONS

Available in single or contrasting upholsteries in a wide variety of graded-in or contract options, including fabric, vinyl, and leather.

Single Upholstery



Contrasting Upholstery

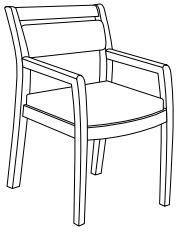


GLIDE OPTIONS

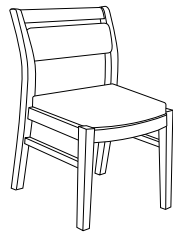
STD	Nylon Glides	Std
FELT	Felt Glides	\$ N/C

CERTIFICATIONS & COMPLIANCE

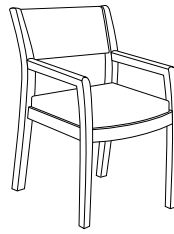
- CAL 117-2013 Compliance
- ETL Environmental Certification
- BIFMA level® Certified
- BIFMA Compliant® Certified
- TSCA Title VI (CARB) Compliance
- US Green Building's LEED® Contribution




Guest with
Upholstered Section
980
(See Page 193)



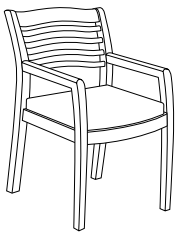
Armless with
Upholstered Section
990
(See Page 193)



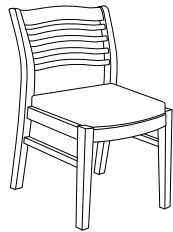
Guest with
½ Wood Back
985
(See Page 193)



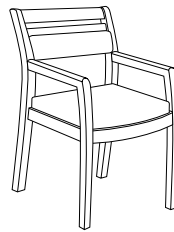
Armless with
½ Wood Back
995
(See Page 193)




Guest with
Slat Back
986
(See Page 194)



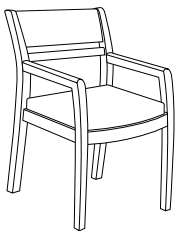
Armless with
Slat Back
996
(See Page 194)



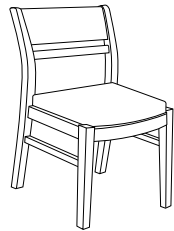
Guest with Wood/
Upholstery Accent
988
(See Page 194)



Armless with Wood/
Upholstery Accent
998
(See Page 194)



Guest with Wood
Back Accent
989
(See Page 195)



Armless with Wood
Back Accent
999
(See Page 195)

Item	Model No.	Chair Width	Chair Depth	Chair Height	Seat Width	Seat Depth	Seat Height	Arm Height	Ship Wt	Cubic Ft
GUEST WITH UPHOLSTERED BACK SECTION	980	21½	23½	32¼	18½	19	17½	25	23	16.9



Description

- Standard with: Nylon Glides
- Available with Contrasting Upholsteries

List Price/Grade	Yards	COM/1	2	3	4	5	6	7	8	9	10	L1	L2
Single Upholstery	1.00	\$ 1144	1192	1231	1270	1329	1390	1476	1564	1669	1789	1445	1573
Contrasting Upholstery													
Primary	1.00	\$ 1188	1236	1275	1314	1373	1434	1520	1608	1713	1833	1489	1617
Accent	1.00	\$ 0	48	87	126	185	246	332	420	525	645	301	429

Must Specify (in this order):

- Model #
- Finish
- Primary Upholstery
- Accent Upholstery
- Glide

ARMLESS GUEST WITH UPHOLSTERED BACK SECTION	990	21½	23½	32¼	18½	19	17½	—	22	16.9
---	-----	-----	-----	-----	-----	----	-----	---	----	------



Description

- Standard with: Nylon Glides
- Available with Contrasting Upholsteries

List Price/Grade	Yards	COM/1	2	3	4	5	6	7	8	9	10	L1	L2
Single Upholstery	1.00	\$ 1053	1101	1140	1179	1238	1299	1385	1473	1578	1698	1354	1482
Contrasting Upholstery													
Primary	1.00	\$ 1097	1145	1184	1223	1282	1343	1429	1517	1622	1742	1398	1526
Accent	1.00	\$ 0	48	87	126	185	246	332	420	525	645	301	429

Must Specify (in this order):

- Model #
- Finish
- Primary Upholstery
- Accent Upholstery
- Glide

GUEST WITH ½ WOOD BACK	985	21½	23½	32¼	18½	19	17½	25	23	16.9
------------------------	-----	-----	-----	-----	-----	----	-----	----	----	------



Description

- Standard with: Nylon Glides

List Price/Grade	Yards	COM/1	2	3	4	5	6	7	8	9	10	L1	L2
Single Upholstery	1.00	\$ 1037	1085	1124	1163	1222	1283	1369	1457	1562	1682	1338	1466

Must Specify (in this order):

- Model #
- Finish
- Primary Upholstery
- Accent Upholstery
- Glide

ARMLESS GUEST WITH ½ WOOD BACK	995	21½	23½	32¼	18½	19	17½	—	22	16.9
--------------------------------	-----	-----	-----	-----	-----	----	-----	---	----	------



Description

- Standard with: Nylon Glides

List Price/Grade	Yards	COM/1	2	3	4	5	6	7	8	9	10	L1	L2
Single Upholstery	1.00	\$ 948	996	1035	1074	1133	1194	1280	1368	1473	1593	1249	1377

Must Specify (in this order):

- Model #
- Finish
- Primary Upholstery
- Accent Upholstery
- Glide

For ordering options, see overview at the beginning of this section.

Item	Model No.	Chair Width	Chair Depth	Chair Height	Seat Width	Seat Depth	Seat Height	Arm Height	Ship Wt	Cubic Ft
GUEST WITH SLAT BACK	986	21½	25¾	32¼	18½	21	17½	25	23	16.9



Must Specify (in this order):
 Model #
 Finish
 Primary Upholstery
 Accent Upholstery
 Glide

Description

- Standard with: Nylon Glides

List Price/Grade	Yards	COM/1	2	3	4	5	6	7	8	9	10	L1	L2
Single Upholstery	1.00	\$ 1054	1102	1141	1180	1239	1300	1386	1474	1579	1699	1355	1483

ARMLESS GUEST WITH SLAT BACK	996	21½	25¾	32¼	18½	21	17½	—	22	16.9
------------------------------	-----	-----	-----	-----	-----	----	-----	---	----	------



Must Specify (in this order):
 Model #
 Finish
 Primary Upholstery
 Accent Upholstery
 Glide

Description

- Standard with: Nylon Glides

List Price/Grade	Yards	COM/1	2	3	4	5	6	7	8	9	10	L1	L2
Single Upholstery	1.00	\$ 960	1008	1047	1086	1145	1206	1292	1380	1485	1605	1261	1389

GUEST WITH WOOD/UPHOLSTERED ACCENT	988	21½	23½	32¼	18½	19	17½	25	23	16.9
------------------------------------	-----	-----	-----	-----	-----	----	-----	----	----	------



Must Specify (in this order):
 Model #
 Finish
 Primary Upholstery
 Accent Upholstery
 Glide

Description

- Standard with: Nylon Glides
- Available with Contrasting Upholsteries

List Price/Grade	Yards	COM/1	2	3	4	5	6	7	8	9	10	L1	L2
Single Upholstery	1.00	\$ 1163	1211	1250	1289	1348	1409	1495	1583	1688	1808	1464	1592
Contrasting Upholstery													
Primary	1.00	\$ 1207	1255	1294	1333	1392	1453	1539	1627	1732	1852	1508	1636
Accent	1.00	\$ 0	48	87	126	185	246	332	420	525	645	301	429

ARMLESS GUEST WITH WOOD/UPHOLSTERED ACCENT	998	21½	23½	32¼	18½	19	17½	—	22	16.9
--	-----	-----	-----	-----	-----	----	-----	---	----	------



Must Specify (in this order):
 Model #
 Finish
 Primary Upholstery
 Accent Upholstery
 Glide

Description

- Standard with: Nylon Glides
- Available with Contrasting Upholsteries

List Price/Grade	Yards	COM/1	2	3	4	5	6	7	8	9	10	L1	L2
Single Upholstery	1.00	\$ 1069	1117	1156	1195	1254	1315	1401	1489	1594	1714	1370	1498
Contrasting Upholstery													
Primary	1.00	\$ 1113	1161	1200	1239	1298	1359	1445	1533	1638	1758	1414	1542
Accent	1.00	\$ 0	48	87	126	185	246	332	420	525	645	301	429

For ordering options, see overview at the beginning of this section.

Item	Model No.	Chair Width	Chair Depth	Chair Height	Seat Width	Seat Depth	Seat Height	Arm Height	Ship Wt	Cubic Ft
GUEST WITH WOOD BACK ACCENT	989	21½	23½	32¼	18½	19	17½	25	23	16.90

**Description**

- Standard with: Nylon Glides

List Price/Grade	Yards	COM/1	2	3	4	5	6	7	8	9	10	L1	L2
Single Upholstery	1.00	\$ 1054	1102	1141	1180	1239	1300	1386	1474	1579	1699	1355	1483

Must Specify (in this order):

Model #
Finish
Primary Upholstery
Accent Upholstery
Glide

ARMLESS GUEST WITH WOOD BACK ACCENT	999	21½	23½	32¼	18½	19	17½	—	22	16.9
-------------------------------------	-----	-----	-----	-----	-----	----	-----	---	----	------

**Description**

- Standard with: Nylon Glides

List Price/Grade	Yards	COM/1	2	3	4	5	6	7	8	9	10	L1	L2
Single Upholstery	1.00	\$ 969	1017	1056	1095	1154	1215	1301	1389	1494	1614	1270	1398

Must Specify (in this order):

Model #
Finish
Primary Upholstery
Accent Upholstery
Glide

For ordering options, see overview at the beginning of this section.

Triple Play can multi-task from lounge height to sitting height, and all the way up to counter height. This versatile seating line lets people choose how and where they want to work with the ability to join any group, at any height table in the room. Triple Play partners with 18” high tables, 29-30” high tables, and 36” high tables, or any range in between.

CONSTRUCTION

- Fully upholstered product that features a high density, firm polyurethane foam interior that holds its shape; shape is static at the lounge height position and at the sitting height position and has a gentle, flexible motion while sitting at the counter height position
- Foam construction can be used to sit on any of the six sides
- Handle is covered in upholstery
- Zipper included with upholstery cover for easy removal and cleaning
- Ships fully assembled

HOW TO ORDER EXAMPLE

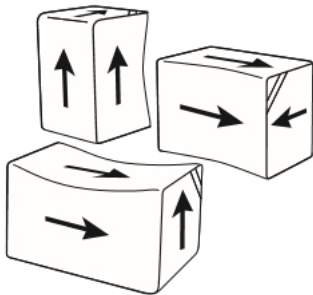
Model No.	Description	Example
3-1526ST	Upholstery	CF Stinson Artisan Seaport
	Zipper	Navy
	Welt Cord	CF Stinson Artisan Anjou
	Upholstery	

UPHOLSTERY OPTIONS

Available in single upholstery with a matching handle, and your choice of a matching or contrasting welt cord, or no welt cord at all. Select from a wide variety of graded-in or contract options, including fabric, vinyl, and leather. We recommend avoiding the use of obvious directional patterns due to Triple Play’s multiple positions of use.

Indiana Furniture will make every attempt to have the upholstery pattern going the same direction while making the best use of the yardage supplied.

Arrows represent “Up the Roll”.



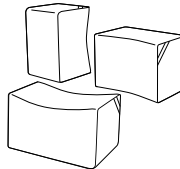
ZIPPER OPTIONS

Black	Navy
Brown	Slate
Dark Gray	Tan
Ivory	White

CERTIFICATIONS & COMPLIANCE

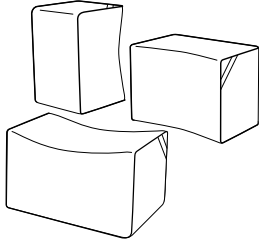
- CAL 117-2013 Compliance
- ETL Environmental Certification
- BIFMA level® Certified
- BIFMA Compliant® Certified
- TSCA Title VI (CARB) Compliance
- US Green Building’s LEED® Contribution

STATEMENT OF LINE



Multi-Height Bench
3-1526ST
(See Page 198)

Item	Model No.	Chair Width	Chair Depth	Chair Height	Ship Wt	Cubic Ft
MULTI-HEIGHT BENCH	3-1526ST	18	16½-15	26	12.8	5.8



Description

- Standard with: Matching Upholstered Handle
- Rotate Seat to Provide Seating for 18”H, 29-30”H, and 36”H Tables, or any range in between
- Available with Contrasting Upholsteries with Welt Cord
- We recommend avoiding the use of obvious directional patterns due to the multiple positions of use

Must Specify (in this order):

- Model #
- Primary Upholstery
- Accent Upholstery
- Welt Cord
- Zipper Color

List Price/Grade	Yards	COM/1	2	3	4	5	6	7	8	9	10
Single Upholstery											
With Welt Cord	3.00 \$	832	976	1093	1210	1387	1570	1828	2092	2407	2767
No Welt Cord	2.00 \$	731	827	905	983	1101	1223	1395	1571	1781	2021
Contrasting Upholstery											
Primary	2.00 \$	832	928	1006	1084	1202	1324	1496	1672	1882	2122
Welt Cord	1.00 \$	0	48	87	126	185	246	332	420	525	645

For ordering options, see overview at the beginning of this section.

Both comfort and style are achieved in Vive with open or closed arms, and flared leg design, with availability of casters. Solid hardwood frames with a smooth, radiant finish are available in all Indiana Furniture finishes. Double dowel mortise and tenon construction and high-grade polyurethane foam provide superior stability and comfort.

CONSTRUCTION

- Exposed wood components and chair frame are manufactured using European Beech and are free of spirits, discoloration, pits, shakes, and wormholes; base caps are manufactured using select maple
- All chair joints are double-doweled or mortised and tenoned, screwed, and glued for maximum strength and durability
- All seats feature corner blocking
- Arms are securely attached to the frames with mortise and tenon
- Frames are individually hand assembled and sanded prior to being finished
- Non-marring nylon glides included in each leg at floor level
- High Grade Polyurethane Foam, 2¼" thick in the seat and 1½" thick in the back; foam is contoured to fit the frame and fastened in place
- Textiles are sewn with double stitch seams
- High quality resilient sheet webbing ensures a comfortable seating application
- Ships fully assembled

HOW TO ORDER EXAMPLE

Model No.	Description	Example
316	Finish	MO
	Upholstery	CF Stinson Artisan Hearth
	Glides	STD

WOOD FINISHES

Indiana Furniture uses a multi-step, hand finishing process on all exposed wood frames.

Chairs feature a catalyzed varnish finish which offers durability, lasting beauty, and resistance to normal wear.

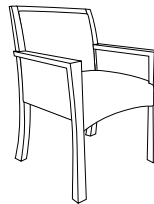
AW Artisan Walnut	MW Mahogany Walnut
AS Asian Night	MO Medium Oak*
BW Beigewood*	ORW Oak Riftwood*
BL Black	PNW Pinnacle Walnut
CO Columbian Walnut	SCH Select Cherry
DC Dark Cherry	SKC Shaker Cherry
DFW Dark Forest Walnut*	SBP Smoky Brown Pear*
WH Designer White	TK Studio Teak
EF Espresso	SM Sugar Maple
FO Fawn Oak*	SW Sunglow Walnut
GC Golden Cherry	TT Tavern Teak*
HVM Harvest Maple*	WTA Weathered Ash*
HW Harvest Walnut	WC Williamsburg Cherry
LW Legacy Walnut	

* Finish is Low Sheen

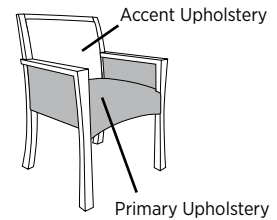
UPHOLSTERY OPTIONS

Available in single or contrasting upholsteries in a wide variety of graded-in or contract options, including fabric, vinyl, and leather.

Single Upholstery



Contrasting Upholstery



GLIDE OPTIONS (FOR MODELS WITHOUT CASTERS)

STD	Nylon Glides	Std
FELT	Felt Glides	\$ N/C

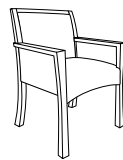
CASTER OPTIONS

STD	Dual Wheel Casters	Std
SP	Soft Wheel Casters	\$ N/C

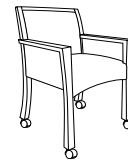
CERTIFICATIONS & COMPLIANCE

- CAL 117-2013 Compliance
- ETL Environmental Certification
- BIFMA level® Certified
- BIFMA Compliant® Certified
- TSCA Title VI (CARB) Compliance
- US Green Building's LEED® Contribution

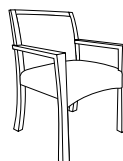
STATEMENT OF LINE



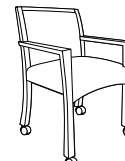
Fully Upholstered Guest with Closed Arms: 316
(See Page 174)



Fully Upholstered Guest with Closed Arms on Casters: 318
(See Page 174)

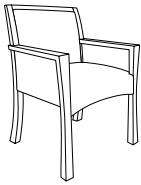


Fully Upholstered Guest with Open Arms: 326
(See Page 174)



Fully Upholstered Guest with Open Arms on Casters: 328
(See Page 174)

Item	Model No.	Chair Width	Chair Depth	Chair Height	Seat Width	Seat Depth	Seat Height	Arm Height	Ship Wt	Cubic Ft
FULLY UPHOLSTERED GUEST WITH CLOSED ARMS	316	25	26¾	34½	20¼	19	18¼	25⅝	30	16.9



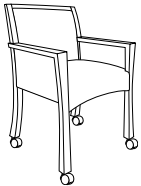
Must Specify (in this order):
 Model #
 Finish
 Primary Upholstery
 Accent Upholstery
 Glide

Description

- Standard with: Nylon Glides
- Available with Contrasting Upholsteries

List Price/Grade	Yards	COM/1	2	3	4	5	6	7	8	9	10	L1	L2
Single Upholstery	2.00	\$ 1773	1869	1947	2025	2143	2265	2437	2613	2823	3063	2375	2631
Contrasting Upholstery													
Primary	1.25	\$ 1784	1844	1893	1942	2015	2092	2199	2309	2440	2590	2160	2320
Accent	1.00	\$ 0	48	87	126	185	246	332	420	525	645	301	429

FULLY UPHOLSTERED GUEST WITH CLOSED ARMS ON CASTERS	318	25	26¾	34½	20¼	19	18¼	25⅝	30	16.9
---	-----	----	-----	-----	-----	----	-----	-----	----	------



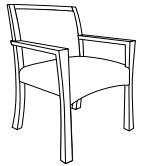
Must Specify (in this order):
 Model #
 Finish
 Primary Upholstery
 Accent Upholstery
 Glide

Description

- Standard with: Nylon Glides
- Available with Contrasting Upholsteries

List Price/Grade	Yards	COM/1	2	3	4	5	6	7	8	9	10	L1	L2
Single Upholstery	2.00	\$ 1779	1875	1953	2031	2149	2271	2443	2619	2829	3069	2381	2637
Contrasting Upholstery													
Primary	1.25	\$ 1790	1850	1899	1948	2021	2098	2205	2315	2446	2596	2166	2326
Accent	1.00	\$ 0	48	87	126	185	246	332	420	525	645	301	429

FULLY UPHOLSTERED GUEST WITH OPEN ARMS	326	25	26¾	34½	20¼	19	18¼	25⅝	30	16.9
--	-----	----	-----	-----	-----	----	-----	-----	----	------



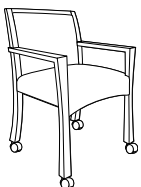
Must Specify (in this order):
 Model #
 Finish
 Primary Upholstery
 Accent Upholstery
 Glide

Description

- Standard with: Nylon Glides
- Available with Contrasting Upholsteries

List Price/Grade	Yards	COM/1	2	3	4	5	6	7	8	9	10	L1	L2
Single Upholstery	1.75	\$ 1482	1566	1634	1703	1806	1913	2063	2217	2401	2611	2009	2233
Contrasting Upholstery													
Primary	1.25	\$ 1504	1564	1613	1662	1735	1812	1919	2029	2160	2310	1880	2040
Accent	1.00	\$ 0	48	87	126	185	246	332	420	525	645	301	429

FULLY UPHOLSTERED GUEST WITH OPEN ARMS ON CASTERS	328	25	26¾	34½	20¼	19	18¼	25⅝	30	16.9
---	-----	----	-----	-----	-----	----	-----	-----	----	------



Must Specify (in this order):
 Model #
 Finish
 Primary Upholstery
 Accent Upholstery
 Glide

Description

- Standard with: Nylon Glides
- Available with Contrasting Upholsteries

List Price/Grade	Yards	COM/1	2	3	4	5	6	7	8	9	10	L1	L2
Single Upholstery	1.75	\$ 1485	1569	1637	1706	1809	1916	2066	2220	2404	2614	2012	2236
Contrasting Upholstery													
Primary	1.25	\$ 1507	1567	1616	1665	1738	1815	1922	2032	2163	2313	1883	2043
Accent	1.00	\$ 0	48	87	126	185	246	332	420	525	645	301	429

For ordering options, see overview at the beginning of this section.

Accents

Enhance your space with new Cush Pillows. Available in multiple shapes and sizes, and with or without piping, to bring the comforts of home or add sophistication to any space. Be inspired by our broad range of graded-in fabrics, contract fabrics or use a COM to personalize your Cush pillows.

CONSTRUCTION

- All pillows are sewn shut for added security
- All pillows feature a smooth non-woven fabric pillow insert
- Square and rectangle inserts are filled with a soft moldable poly fiber that simulates the look of down feathers
- Bolster pillows are filled with a resilient poly insert for extra durability

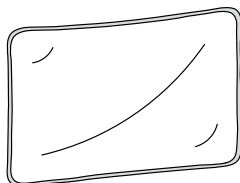
HOW TO ORDER EXAMPLE

Model No.	Description	Example
01-1806BPP	Primary Upholstery Accent Upholstery	KnollTextiles Buzz Bittersweet KnollTextiles Buzz Flash
01-1407TPRP	Primary Upholstery	Mayer Gem Ocean

UPHOLSTERY OPTIONS

Contrasting upholstery available on pillows with piping in a wide variety of graded-in or contract options.

Contrasting Upholstery



Accent Upholstery

Primary Upholstery



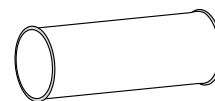
CERTIFICATIONS & COMPLIANCE

- CAL 117-2013 Compliance

STATEMENT OF LINE




Bolster Pillow
01-1806BP




Bolster Pillow
With Piping
01-1806BPP



23" Square Throw Pillow
01-2323TPS



23" Square Throw
Pillow With Piping
01-2323TPSP



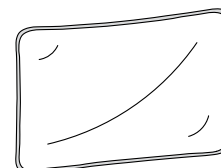
17" Square Throw Pillow
01-1717TPS



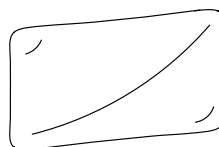
17" Square Throw
Pillow With Piping
01-1717TPSP



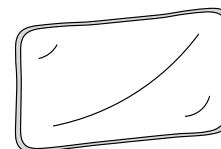
19"x11" Rectangle Throw
Pillow
01-1911TPR



19"x11" Rectangle Throw
Pillow With Piping
01-1911TPRP

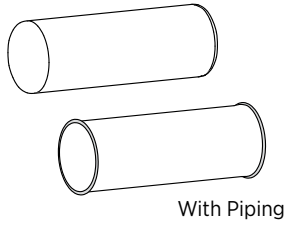


14"x7" Rectangle Throw
Pillow
01-1407TPR



14"x7" Rectangle Throw
Pillow With Piping
01-1407TPRP

Item	Model No.	Width	Depth	Height	Ship Wt	Cubic Ft
BOLSTER PILLOW	01-1806BP	18	6	6	2	2.1
	01-1806BPP With Piping	18	6	6	2	2.1



With Piping

Must Specify (in this order):

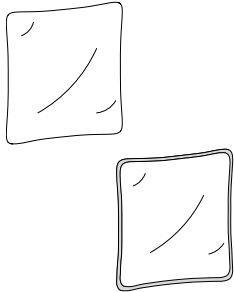
- Model #
- Primary Upholstery
- Accent Upholstery

Description

- Contrasting Upholsteries Available on Pillows With Piping
- Directional Upholstery May Not Match from Pillow to Pillow Due to Application

List Price/Grade	Yards	COM/1	2	3	4	5	6	7	8	9	10
Single Upholstery	1.00	\$ 289	337	376	415	474	535	621	709	814	934
Single Upholstery with Piping	1.00	\$ 438	486	525	564	623	684	770	858	963	1083
Contrasting Upholstery											
Primary	1.00	\$ 482	530	569	608	667	728	814	902	1007	1127
Accent	1.00	\$ 0	48	87	126	185	246	332	420	525	645

23" SQUARE THROW PILLOW	01-2323TPS	23	6	23	3	2.1
	01-2323TPSP With Piping	23	6	23	3	2.1



With Piping

Must Specify (in this order):

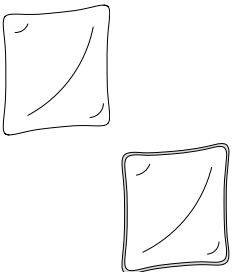
- Model #
- Primary Upholstery
- Accent Upholstery

Description

- Contrasting Upholsteries Available on Pillows With Piping
- Directional Upholstery May Not Match from Pillow to Pillow Due to Application

List Price/Grade	Yards	COM/1	2	3	4	5	6	7	8	9	10
Single Upholstery	1.00	\$ 239	287	326	365	424	485	571	659	764	884
Single Upholstery with Piping	1.00	\$ 364	412	451	490	549	610	696	784	889	1009
Contrasting Upholstery											
Primary	1.00	\$ 408	456	495	534	593	654	740	828	933	1053
Accent	1.00	\$ 0	48	87	126	185	246	332	420	525	645

17" SQUARE THROW PILLOW	01-1717TPS	17	6	17	3	2.1
	01-1717TPSP With Piping	17	6	17	3	2.1



With Piping

Must Specify (in this order):

- Model #
- Primary Upholstery
- Accent Upholstery

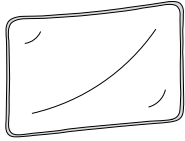
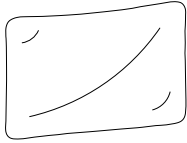
Description

- Contrasting Upholsteries Available on Pillows With Piping
- Directional Upholstery May Not Match from Pillow to Pillow Due to Application

List Price/Grade	Yards	COM/1	2	3	4	5	6	7	8	9	10
Single Upholstery	1.00	\$ 218	266	305	344	403	464	550	638	743	863
Single Upholstery with Piping	1.00	\$ 332	380	419	458	517	578	664	752	857	977
Contrasting Upholstery											
Primary	1.00	\$ 376	424	463	502	561	622	708	796	901	1021
Accent	1.00	\$ 0	48	87	126	185	246	332	420	525	645

For ordering options, see overview at the beginning of this section.

Item	Model No.	Width	Depth	Height	Ship Wt	Cubic Ft
19"x11" RECTANGLE THROW PILLOW	01-1911TPR	19	4	11	2	2.1
	01-1911TPRP With Piping	19	4	11	2	2.1



With Piping

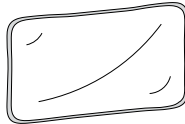
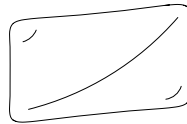
Must Specify (in this order):
 Model #
 Primary Upholstery
 Accent Upholstery

Description

- Contrasting Upholsteries Available on Pillows With Piping
- Directional Upholstery May Not Match from Pillow to Pillow Due to Application

List Price/Grade	Yards	COM/1	2	3	4	5	6	7	8	9	10
Single Upholstery	1.00	\$ 247	295	334	373	432	493	579	667	772	892
Single Upholstery with Piping	1.00	\$ 370	418	457	496	555	616	702	790	895	1015
Contrasting Upholstery											
Primary	1.00	\$ 414	462	501	540	599	660	746	834	939	1059
Accent	1.00	\$ 0	48	87	126	185	246	332	420	525	645

14"x7" RECTANGLE THROW PILLOW	01-1407TPR	14	4	7	2	1.0
	01-1407TPRP With Piping	14	4	7	2	1.0



With Piping

Must Specify (in this order):
 Model #
 Primary Upholstery
 Accent Upholstery

Description

- Contrasting Upholsteries Available on Pillows With Piping
- Directional Upholstery May Not Match from Pillow to Pillow Due to Application

List Price/Grade	Yards	COM/1	2	3	4	5	6	7	8	9	10
Single Upholstery	1.00	\$ 215	263	302	341	400	461	547	635	740	860
Single Upholstery with Piping	1.00	\$ 329	377	416	455	514	575	661	749	854	974
Contrasting Upholstery											
Primary	1.00	\$ 373	421	460	499	558	619	705	793	898	1018
Accent	1.00	\$ 0	48	87	126	185	246	332	420	525	645

For ordering options, see overview at the beginning of this section.

COM/COL & Graded-In Programs

COM - CUSTOMER'S OWN MATERIAL

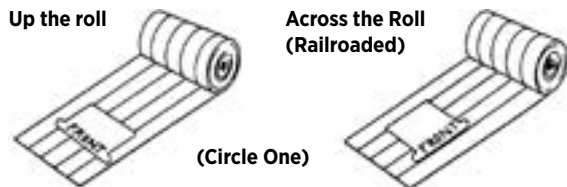
All Indiana Furniture seating is available with material furnished by the customer. Refer to grade 1 for list prices. Refer to individual model number for COM yardage requirements. The listed COM yardage requirement is based on the use of non-directional upholstery 54" wide for a quantity of one chair. Extra upholstery is required to match any pattern with a repeat, either vertically or horizontally. Use the chart below as a guide to add to plain COM yardage requirements listed in the price list.

For multiple chair quantities, contact customer service to optimize the yardage per chair at 800-422-5727.

Upholstery	Plain	2"- 14"	15"- 27"	28"- 36"
<u>Width</u>	<u>Upholstery</u>	<u>Repeat</u>	<u>Repeat</u>	<u>Repeat</u>
54"	0%	10%	25%	30%

Note: Upholsteries less than 54" wide will not be accepted.

Due to the upholstering process used by Indiana Furniture, some COM upholsteries are considered directional that may not be considered directional by the upholstery supplier. All Upholstery COM's are cut "up the roll" and all vinyls are cut "across the roll" by Indiana Furniture unless otherwise directed by the customer (see below). All directional upholsteries on Indiana Furniture frames match both vertically and horizontally. If you do not desire repeat match, please specify on order.



Note: Directional upholsteries, such as stripes, patterns and plaids may not meet your satisfaction due to contoured shapes and tufting of some models. Should you require such a selection, we will upholster as perfect as possible, but such orders are not subject to return. If in doubt, contact your Indiana Furniture Customer Service Representative prior to placing the order.

COM/COL ORDERING INSTRUCTIONS:

Fill out the form below and attach sample according to instructions on reverse side of form. **COM's/COL's must meet and include written confirmation from the supplier verifying CALTB 117-2013 compliance and you must designate the flammability materials within for the TB 117-2013 label.** Check the box above to comply with California Business and Professions Code Section 19094. Failure to complete these forms and supply samples will delay the scheduling of the purchase order. Orders will not be scheduled until upholstery is received from the supplier. Upholstery should not be ordered until Indiana Furniture has verified the yardage required.

Check one: COM COL

Dealer Name _____ Phone _____ Email _____

Contact Person _____ City _____ State _____ Zip _____

Mill/Supplier _____ Pattern _____ Color _____

Repeat Inches: Horizontal _____ Vertical _____ Directional: Up the Roll / RailRoad

Note: Required upholstery width is 54".

Face Reversible: Yes / No

Product COM/COL is to be applied to:

1) Model # _____ Qty* _____ Ydg. Ea. _____ x Repeat _____ = _____ Yds.

2) Model # _____ Qty* _____ Ydg. Ea. _____ x Repeat _____ = _____ Yds.

* For multiple chair quantities, contact customer service to optimize the yardage required.

FOR OFFICE USE ONLY:

Advise dealer of COM/COL Rqd: _____ Signed: _____

CSR

Notes: _____

COL - CUSTOMER'S OWN LEATHER

Indiana Furniture is pleased to accommodate COL selections whenever this special need arises. Refer to grade 1 for list prices. To calculate COL requirements, multiply the COM yardage required times 18 (1 yard of upholstery = 18 sq. ft. of usable leather). Customer's own leather specifications for Indiana Furniture seating shown within the price list are based on an average hide size of 45-50 square feet.

All square footage requirements are based on usable footage. The shape of a hide and the usable, clean footage may make it necessary for us to request more leather after COL is received.

Please note leather is a natural product, and variation in texture is a pleasing quality belonging exclusively to high grade, full top grain leathers.

Indiana Furniture reserves the right to inspect, approve, or reject any COM/COL upholstery. Once approved, Indiana Furniture cannot assume responsibility for the durability or tailoring quality of COM/COL material.

COM/COL Ordering Instructions:


1. Include a 6" sample of the upholstery stapled to the order indicating which side is to be exposed.
2. If COM has a pattern or stripe, indicate whether to apply vertically or horizontally. All stripes will be applied vertically unless specified otherwise.
3. Specify the upholstery supplier's name, upholstery pattern, pattern color, and pattern number.

For TB 117-2013, the upholstery materials in this product (check one):


_____ contain added flame retardant chemicals

_____ contain NO added flame retardant chemicals

TOP



TOP



NOTE IMPORTANT REQUIRED INSTRUCTIONS:

Attach sample showing exposed side and mark direction upholstery is to be applied.

Form & Upholstery Swatch should be sent to:

Indiana Furniture
Attn Customer Service
1224 Mill Street
Jasper, IN 47546

Checklist

Have you completed the following requirements?

- 1) Attached Sample
- 2) Marked Direction
- 3) Verified Yardage with Indiana Furniture
- 4) Have upholstery tagged with your company name
- 5) Have upholstery tagged with your purchase order #
- 6) Have your vendor list their name, pattern, color and yardage on the packing list

COM/COL should be sent to:

Indiana Furniture
1224 Mill Street
Jasper, IN 47546

A Packing Slip Must Be Included

Do Not Order Upholstery Until Indiana Furniture Has Calculated Yardage

Pattern Name	Price Grade	Pattern Name	Price Grade	Pattern Name	Price Grade
A New Twist	5	Kapow	5	Taurus	8
Alameda	6	Kazam	5	Technohound	6
Alexandria	7	La Piazza	7	Tolstoy	7
April	9	Lafayette	5	Top Coats	7
Baby Bear	6	Lancaster	4	Travel Roadies	5
Bacci	7	Landfall	8	Tumbleweed	7
Baltic-O	8	Limerick	9	Twinkle Sky	7
Beach Blanket	7	Loomis	8	Twinkle Tapestry	7
Big Bang	5	Lucid Lines	8	Udderly Perfected	8
Bleecker	3	Ludlow	4	Ultra Air	8
Bloom	7	Lumber Jack	9	Undercover	6
Bonnie	5	Lumber Jane	9	Varick	4
Boswell	3	Mammoth Deception	8	Velvet Gloves	6
Bronte	7	Mesa	7	Vintage Glaze	6
Buckaroo	8	Metal Mesh	9	Westerly	7
Bull's Eye	9	Metro	6	Western Willie	6
Bye Bye Birdie	6	Mindbender	7	Wishes	5
Calf Crazy	8	Minotaurus	8	Wow	5
Canyon	4	Miragi-O	8	Zoots	8
Catwalk	10	Mock Croc	6	Zyon	6
Cheap Seats	6	Morph	7		
Chimera	6	My Way	8		
City Slicker	6	Nightingale	6		
Conga	7	Not-A-Hide	5		
Copy Cow	4	Out and About	8		
Cornered	7	Outer Limits	9		
Cosmic Expressions	8	Pacific-O	8		
Cowtown	6	Palms	7		
Crosshatch	5	Parley	4		
Dash of Color	6	Party Boat	8		
Dazzler	8	Persuasion	4		
Essex	4	Phantasea	8		
Extra Celestial	7	Phoenix	4		
Fionna	5	Plastic Basket	5		
Fulton	4	Renna	7		
Garden Gems	8	Ripple in Time	6		
Gazebo	8	Ritzi	5		
Gelato	7	Roseus Regatta	10		
Glaze	5	Shagreen	5		
Greenwich	4	Shiki Silk	5		
Greenwood	4	Shiny Hide	9		
Grit	7	Silicone Grid	9		
Halsey	8	Silicone Mountain	9		
Handloom	7	Silicone Prime	8		
Hansel	7	Silicone Slopes	9		
Haywire	8	Silvertex	5		
Hemingway	7	Simply Chenille	6		
Hemp Canvas	6	Simply Hyde	6		
Henderson	4	Sistine	6		
Highland	6	Sky Writing	6		
Hitch	5	Sleek	6		
Horizon	7	Space Cow	6		
Hudson	4	Splash	6		
Hues	5	Spree	8		
Hula Hoop	6	Sticks and Strings	6		
Huxley	7	Stitch In Time	7		
Interlace	5	Stripes	8		
Jigsaw	6	Suits	8		
Kaleidoscope	5	Tartan	8		

Indiana Furniture strives to make as many upholsteries available as possible. However, it is not practical for us to test every offering on every chair as it is made available. If you have any concerns about our ability to upholster your selection on a particular frame please contact us and we will be glad to order a memo sample from this supplier for testing. Call Customer Service at 800.422.5727.

For Anzea Samples Call 817-336-2310 or Visit www.anzea.com

Pattern Name	Price Grade	Pattern Name	Price Grade	Pattern Name	Price Grade	Pattern Name	Price Grade
Aberdeen	7	Evolution	8	Morocco	7	Tectonic	5
Alpha	6	Fiji	6	Nahouri	7	The Plaid	9
Ambiance	5	Flora	4	Network	9	Tick-Tock	6
Angle	6	Fragment	8	Oculus	6	Tiebele	7
Apex	7	Francesca Wool	9	Odyssey	6	Transform	3
Apollo	6	Francesca Wool li	9	Ombre Petal	7	Traverse	6
Arabesque	6	Galaxy	7	Omega	6	Tritik	7
Arashi	7	Gamma	5	Palatine 2	6	Tudor Rose	10
Around	6	Gardenia	5	Paragon	8	Urban©	7
Astor	6	Gatsby	5	Paxton	7	Vanderbilt	6
Athens	6	Gem	5	Perspective	7	Vault	6
Atmosphere	3	Geostitch	8	Polished	6	Velocity	7
Atomic	8	Glam	6	Polo	7	Venture	8
Aura	4	Glinda	8	Primavera	6	Victoria	7
Axis	7	Glo	6	Quest	8	Vivo	7
Bali	8	Great Wall	7	Radius	7	Volt	9
Block Petal	7	Grid	6	Raya	7	Wanderer	9
Boardwalk	5	Hanji	7	Reality Check	6	Watson	4
Bocce	6	Harlequin	7	Rodeo	4	Welsh Check	8
Brayer Flower©	7	High Rise	7	Rodeo 2	4	Windlass	8
Bronco	6	Highlands	7	Rogue	6	York Plaid	8
Burkina	7	Hush	6	Roundabout©	5	Zip	8
Cadence	6	Illusion	4	Samsara	5	Zipline	7
Calais Stripe	7	Illusion 2	4	Sanganeri	6		
Caress	8	Infrastructure	9	Santa Fe	7		
Carnival	6	Insight	3	Santorini	7		
Cascade	7	Intaglio	6	Saxon	7		
Cavo	8	Intaglio 2	6	Sea Willow	7		
Centring Stripe	6	Interstate	6	Sector	7		
Ceramica	7	Iona	5	Sherlock	5		
Channel	5	Isabella	5	Sherlock 2	5		
Chroma	5	Itajime	7	Shimmer	5		
Cirque	7	Jive	6	Shimmer 2	5		
Coastline	5	Journey	7	Silverado	5		
Column	6	Kaolin	5	Silverado 2	5		
Compass	7	Katano	6	Skye	7		
Connect	8	Key	6	Soho	4		
Contour	5	Kinetic©	7	Solar	3		
Cosmos	5	Kuba	7	Solitude	7		
Crescendo	7	Kumo	7	Sonata Stripe	7		
Crystal	5	Legacy	6	Sonic	7		
Dakota	5	Legend	7	Spectrum	5		
Dakota 2	5	Linea	7	Speedway	7		
Daytona	7	Loara	7	Sphere	8		
Dazzle	9	Lore	7	Spin	7		
Delphi	5	Lunette	8	Spinnaker	7		
Delta	5	Luxe	7	Spirit	5		
Drifter	5	Lyre	5	Square One	8		
Dynasty	6	Lytic	7	Staccato	7		
Eden	6	Majorca	7	Stallion	3		
Elementary	8	Marathon	6	Strata©	5		
Elevado	7	Marquee	7	Streamline	5		
Embrace	5	Mason	7	Sukhala	7		
Emerson	4	Mason Stripe	7	Summit	4		
Empress	5	Meadow	7	Sundial	7		
Encore	5	Mesa	5	Sync	6		
Engrave	6	Montage	7	Tailored	6		
Equinox	4	Moon Beam 2	7	Talavera	9		
Etch©	5	Morgan	6	Tally	5		

Indiana Furniture strives to make as many upholsteries available as possible. However, it is not practical for us to test every offering on every chair as it is made available. If you have any concerns about our ability to upholster your selection on a particular frame please contact us and we will be glad to order a memo sample from this supplier for testing. Call Customer Service at 800.422.5727.

For Arc Com Memo Samples Call: 800-223-5466 or Visit www.arc-com.com

Pattern Name	Price Grade	Pattern Name	Price Grade	Pattern Name	Price Grade	Pattern Name	Price Grade
45 RPM.....	4	Boston.....	6	Cooper.....	4	First Class.....	7
57 Chevron.....	7	Boucle.....	7	Coral Gables.....	7	Fit.....	5
78 RPM.....	5	Boudoir.....	5	Corddry.....	6	Flagship.....	5
Aberdeen.....	10	Boulevard.....	6	Core.....	6	Flannella.....	7
Adare Manor.....	5	Boyle.....	10	Corinthian.....	5	Flatiron.....	4
Adlon.....	9	Brick and Mortar.....	5	Court.....	6	Flights of Fancy.....	7
Affinity.....	7	Brixton.....	10	Cowboy.....	5	Florida.....	5
After Party.....	5	Brompton.....	4	Crazy Horse.....	5	Flourish.....	7
Aldgate.....	10	Bryn Mawr.....	8	Crew.....	5	Flower Market.....	6
Algonquin.....	5	Buenos Aires.....	6	Croc.....	6	Foiled.....	5
Allure.....	7	Burlington.....	5	Crossover.....	5	Folio.....	4
Althrop.....	10	Cabin.....	8	Cruise.....	8	Follow the Leader.....	6
Amagansett.....	8	Cadillac.....	6	Cupertino.....	8	Fridays.....	5
Andromeda.....	6	Calabasas.....	5	Cupid.....	5	Friendship.....	6
Anemone.....	7	Calf.....	9	Cutting Edge.....	7	Fronde.....	8
Animal.....	6	Calyx.....	8	Dakar.....	5	Front Desk.....	5
Annual.....	8	Cambric.....	6	Dakota.....	6	Furstenberg.....	3
Anodized.....	6	Cancan.....	6	Damen.....	4	Gaia.....	6
Antico.....	7	Cape Town.....	6	Dance Party.....	5	Gala.....	6
Aphrodisiac.....	6	Caracas.....	7	Dapple.....	8	Gallon.....	6
Array.....	7	Carat.....	7	Dash.....	5	Ganesha.....	9
Artesima.....	9	Cardiff.....	6	Daydream.....	4	Gargrave.....	10
Askrigg.....	10	Cardigan.....	6	Debonair.....	3	Gate House.....	4
Astronomy.....	7	Carnegie Hill.....	4	Deco District.....	7	Gecko.....	8
Athens.....	6	Carrel.....	7	Deepdale.....	10	Getaway.....	8
Atherton.....	6	Casco.....	7	Digital.....	8	Gilded Age.....	8
Aura.....	6	Catch Me If You Can.....	6	District.....	4	Gilligan.....	6
Autobahn.....	5	Catty Corner.....	5	Division.....	8	Glamis.....	10
Aventura.....	6	Catwalk.....	6	Doric.....	5	Glint.....	5
B and B.....	5	Cavern Club.....	5	Dragon.....	6	Glitz.....	6
Baby I Am A Star.....	5	Cetus.....	6	Draper.....	6	Gloucester.....	10
Badlands.....	5	Chain Link.....	5	Dream Weaver.....	6	Good.....	3
Bal Harbour.....	6	Chaise.....	6	Drizzle.....	5	Good Day Sunshine.....	7
Balcony.....	6	Chambray.....	8	Dublin.....	4	Great Dane.....	7
Bamboozled.....	5	Champagne.....	6	Dumbo.....	4	Great Pretender.....	5
Bargello.....	8	Charleston.....	5	Duomo.....	7	Griffin.....	6
Barnard.....	8	Charlotte.....	5	Duotone.....	7	Haberdasher.....	4
Bayside.....	7	Charted.....	9	Dupioni.....	4	Hampstead.....	5
Beachcomb.....	7	Charted Reverse.....	8	East Village.....	5	Happy.....	8
Bedrock.....	5	Chatterbox.....	7	Editor.....	8	Hardwick.....	10
Beehive.....	5	Chaucer.....	10	Emergent.....	8	Harmony.....	7
Bellevue.....	10	Check Out.....	6	Enamored.....	4	Hashtag.....	7
Belsize.....	10	Chenille Waistcoat.....	5	English Leather.....	5	Hathaway.....	6
Ben Day.....	5	Chesham.....	10	English Suede.....	6	Haute Seat.....	9
Bergerac.....	6	Chetlenham.....	10	Enthusiast.....	7	Havana.....	8
Berkshire.....	5	Chronicle.....	7	Epingle.....	4	Haven.....	4
Bermuda.....	7	Cirque.....	6	Equestrian.....	7	Hawes.....	10
Biarritz.....	5	Cirrus.....	7	Equus.....	5	Healthy.....	8
Bibury.....	10	Classic.....	8	Estoile.....	7	Heritage.....	6
Big Bird.....	6	Clique.....	6	Etienne.....	5	Hgi Reed.....	4
Big Game.....	6	Coalesce.....	7	Evolution.....	7	High Line.....	4
Big Sur.....	8	Coconut Grove.....	7	Excursion.....	8	High Noon.....	4
Billow.....	7	Code.....	6	Fairground.....	6	Highway.....	5
Bittersweet.....	7	Coexist.....	7	Fashionista.....	5	Himalayan.....	8
Bluff.....	8	Collins Ave.....	7	Fedora.....	6	Hint.....	5
Boardwalk.....	8	Columbus Circle.....	4	Fibonacci.....	8	Hit Parade.....	5
Bobbin.....	4	Community.....	8	Filly.....	6	Hive.....	8
Boheme.....	5	Composed.....	7	Fine Gauge.....	8	Holloway.....	10
Born and Bred.....	4	Cool Comfort.....	5	Finsbury.....	10	Holmes.....	8

Indiana Furniture strives to make as many upholsteries available as possible. However, it is not practical for us to test every offering on every chair as it is made available. If you have any concerns about our ability to upholster your selection on a particular frame please contact us and we will be glad to order a memo sample from this supplier for testing. Call Customer Service at 800.422.5727.

For Architex Samples Call 800.621.0827 or Visit www.architex-ijh.com

Pattern Name	Price Grade	Pattern Name	Price Grade	Pattern Name	Price Grade	Pattern Name	Price Grade
Holstein.....	5	Lusso.....	7	Orion.....	6	Puregratitude.....	5
Holyoke.....	8	Luster.....	5	Otto.....	8	Pureherringbone.....	6
Homespun.....	6	Mademoiselle.....	6	Outfit.....	5	Purehopsack.....	5
Hook.....	4	Mahony.....	8	Oxide.....	7	Purekimbo.....	6
Hoop.....	6	Malham.....	10	Pagoda.....	5	Purelinen.....	5
Hopsack.....	5	Mammoth.....	6	Palo Alto.....	8	Puremeditation.....	5
How Dashing.....	5	Manhattan Valley.....	4	Paramour.....	7	Puremindfulness.....	5
Hudson Yards.....	4	Mantle.....	5	Patent.....	6	Puremod.....	7
Hush.....	3	Manzanita.....	8	Pathway.....	8	Puremontrose.....	7
Hyde.....	7	Marquiesette.....	6	Pelle.....	8	Purenubuck.....	5
Icon.....	7	Marylebone.....	10	Pendlesome.....	7	Purepanama.....	6
Ingenious.....	8	Masonry.....	4	Pergola.....	6	Purepeace.....	5
Inline.....	6	McQueen.....	6	Perlato.....	6	Pureplait.....	5
Insideout.....	9	Meadow.....	6	Piet.....	7	Purepoint.....	5
Inspire.....	8	Meander.....	6	Pinkerton.....	6	Pureshimmer.....	6
Interlock.....	7	Membership.....	6	Pinna.....	8	Puretwill.....	6
Intricato.....	7	Merchant.....	5	Pipeline.....	6	Purevelour.....	4
Irresistible.....	9	Merrill.....	7	Pisa.....	8	Purevelvet.....	5
Irving.....	4	Metal Flake.....	7	Piscina.....	5	Purevogue.....	7
Isle.....	8	Metallurgic.....	6	Plaid All Over.....	6	Pureweave.....	6
Islington.....	10	Mid Century.....	6	Plaited.....	6	Purewicker.....	5
Jackpot.....	5	Midday.....	6	Platform.....	5	Qbert.....	5
James Dean.....	5	Middleton.....	6	Plenty.....	3	Quarry.....	6
Javelin.....	4	Midlands.....	5	Plunge.....	8	Quilt.....	5
Juliet.....	5	Midtown.....	4	Point Pelle.....	8	Razzle Dazzle.....	4
Jump For Joy.....	7	Milano.....	7	Pollux.....	6	Rebel.....	6
Just Dandy.....	4	Mineral.....	7	Poplin.....	4	Reed.....	4
Kainai.....	5	Mingle.....	5	Port Of Call.....	8	Reef.....	7
Kensington.....	10	Minimal.....	7	Porter.....	8	Reign.....	7
Kent.....	7	Missing Link.....	7	Positano.....	8	Relic.....	6
Kettering.....	7	Missonly.....	5	Posy.....	8	Relic UB.....	6
Kindred.....	8	Moda.....	5	Precise.....	8	Rena.....	6
Kingham.....	10	Modena.....	5	Preppy Handbook.....	5	Reptile.....	6
Kips Bay.....	5	Monarchy.....	6	Prescription.....	5	Resort.....	8
Knowledge.....	8	Monolith.....	5	Presence.....	7	Reverie.....	4
Koi Lily.....	7	Montauk.....	8	Prestige.....	4	Revival.....	6
Laceum.....	9	Montecito.....	7	Pretty.....	5	Ring Toss.....	6
Lake Como.....	6	Morgan.....	6	Printemps.....	8	Ripples.....	7
Lakota.....	5	Mortaio.....	6	Progress.....	8	Riva.....	8
Lambeth.....	10	Motive.....	5	Propel.....	5	Rocky Mountain.....	6
Leatheretta.....	5	Mount McKinley.....	6	Pumice.....	5	Roman.....	5
Legacy.....	5	Mountaineer.....	5	Purcell.....	8	Room Service.....	4
Legend.....	6	Moxie.....	7	Pureachic.....	5	Roscoe.....	5
Leisure.....	5	Mr Eddie.....	8	Pureapex.....	6	Rose Hill.....	5
Lennon.....	8	Nakoda.....	5	Pureasana.....	5	Royale.....	6
Lex.....	5	Nebbia.....	6	Purebotanica.....	7	Rugged.....	7
Liege.....	5	Nest.....	8	Purebrindle.....	5	Ruth.....	7
Line Dance.....	5	New Deal.....	6	Purechallis.....	6	Ryder.....	6
Line Drive.....	5	Night Code.....	7	Purechenille.....	5	Sag Harbor.....	8
Linea.....	5	Nili.....	7	Purechic.....	5	Salt Spring.....	7
Locker Room.....	6	No Strings Attached.....	6	Purecoco.....	6	Sandbox.....	5
Lodge.....	4	Nonchalant.....	6	Purecorduroy.....	6	Sandwashed.....	6
Logoro.....	7	Ocean Drive.....	7	Purecurlicue.....	5	Scottie.....	6
Lombard.....	5	Officine.....	6	Puredeco.....	7	Scottsdale.....	6
Long Play.....	5	Olympus.....	6	Purefelt.....	5	Seabed.....	8
Loom.....	4	Oops a Daisy.....	5	Purefleece.....	6	Seamstress.....	5
Loose Ends.....	7	Orchestra.....	8	Pureflow.....	5	Seaside.....	5
Lucy In The Sky.....	7	Organza.....	6	Pureglint.....	6	Semi Precious.....	5

Architex continues on next page.

Indiana Furniture strives to make as many upholsteries available as possible. However, it is not practical for us to test every offering on every chair as it is made available. If you have any concerns about our ability to upholster your selection on a particular frame please contact us and we will be glad to order a memo sample from this supplier for testing. Call Customer Service at 800.422.5727.

For Architex Samples Call 800.621.0827 or Visit www.architex-ljh.com

Pattern Name	Price Grade	Pattern Name	Price Grade	Pattern Name	Price Grade
Sequence.....	6	Tee Off.....	5	Waistcoat	4
Shabby and Chic.....	5	Telegraph.....	5	Wales.....	6
Sharkskin.....	6	Templeton.....	5	Wardrobe	5
Shetland.....	6	Tenacious.....	5	Waterford.....	6
Shetland UB.....	6	Tendril.....	7	Weathered Or Not.....	6
Shilling.....	5	Terra.....	7	Web.....	6
Shine.....	5	Terroir.....	8	Wellesley.....	8
Shoreline.....	8	Tessellation.....	8	Wellness.....	6
Shower.....	8	Tetris.....	7	Westminster.....	10
Shuttle.....	4	Textura.....	5	What The Fray.....	4
Silicone Swayed.....	7	Theatre District.....	4	Wind Wave.....	7
Silicone Tussah.....	7	Theorem.....	5	Wish.....	7
Skyway.....	5	Thornton.....	10	Wisteria.....	7
Slick.....	6	Thrive.....	7	Wormwood.....	6
Slow Dance.....	5	Thrivez.....	7	Worsted.....	6
Smoothie.....	6	Tickle.....	6	Yavapai.....	8
So Square.....	5	Timberline.....	5	Yorkville.....	4
Soft Spot.....	5	Tinseltown.....	5	You Are a Gem.....	6
Sole.....	6	Tonic.....	5	Your Bird Can Sing.....	7
Sound Bite.....	8	Topsy Turvy.....	7		
Southgate.....	10	Toronto.....	6		
Space Oddity.....	7	Toulouse.....	6		
Spectacle.....	6	Trapunto.....	8		
Spencer.....	9	Treble.....	6		
Spin Art.....	10	Tribeca.....	5		
Spoonful.....	5	Triumph.....	7		
Sport Jacket.....	4	Tru Chenille Waistcoat.....	3		
Spotlight.....	6	Tru Plenty.....	2		
Spree.....	6	Try To Resist.....	6		
St Barts.....	5	Turnabout.....	5		
Stage Bill.....	5	Turtle Bay.....	4		
Stagecoach.....	5	Tussar.....	8		
Stanmore.....	10	Tweed.....	4		
Starboard.....	8	Tweedledee.....	6		
Static.....	5	Tweedsmuir.....	5		
Steed.....	5	Twickenham.....	10		
Stitch.....	6	Twilleries.....	6		
Stockholm.....	10	Twinkle.....	5		
Stoneham.....	10	Twist Again.....	5		
Straight Talk.....	8	Tycoon.....	5		
Straight Up.....	6	Ultima.....	7		
Stuyvesant.....	4	Ultrachevron.....	7		
Stylist.....	5	Ultracrush.....	7		
Suite.....	5	Ultraflannel.....	7		
Sullivan.....	8	Ultraluscious.....	7		
Sultan.....	4	Ultraposh.....	7		
Sun Kissed.....	8	Unite.....	4		
Sunnyvale.....	8	Urban.....	6		
Surface.....	7	Vache.....	9		
Swerve.....	5	Valencia.....	8		
Sylk.....	8	Valloires.....	7		
Tailor Made.....	4	Vanish.....	7		
Takes Two To Tangle.....	4	Vassar.....	8		
Talia.....	9	Vaulted.....	5		
Tangent.....	7	Veloce.....	8		
Tannery.....	6	Venue.....	5		
Tapatio.....	6	Viper.....	6		
Tattered Tale.....	5	Vitality.....	5		
Tattered Tale UB.....	5	Voila.....	6		
Tech Tweed.....	6	Wade.....	6		

Indiana Furniture strives to make as many upholsteries available as possible. However, it is not practical for us to test every offering on every chair as it is made available. If you have any concerns about our ability to upholster your selection on a particular frame please contact us and we will be glad to order a memo sample from this supplier for testing. Call Customer Service at 800.422.5727.

For Architex Samples Call 800.621.0827 or Visit www.architex-ljh.com

Pattern Name	Price Grade
24/7 Flax	6
Aquarius	5
Armadillo	7
Blazer	6
Blazer Lite	5
Canopy	4
Carlow	2
Craggan Flax	7
Ebb	4
Era	3
Era 66	3
Gravity	3
Halcyon - Aspen	5
Halcyon - Blossom	5
Halcyon - Cedar	5
Hemp	6
Honeycomb	5
Individuo	6
Kork	7
Kyoto	5
Landscape - Balance	6
Landscape - Contact	6
Lucia	3
Main Line Flax	5
Main Line Flax Stripe	5
Manhattan	3
Nettle - Aztec	7
Nexus	4
Oceanic	4
Patina	5
Port	3
Regent	6
Rivet	3
Silk	7
Sonus	4
Sonus Etch	4
Sprint	3
Sumi	4
Synergy	6
Synergy 66	6
Synergy Quilt Channel	7
Synergy Quilt Chevron	7
Synergy Quilt Hourglass	7
Touch	5
Track	6
Yoredale	7
Zap	6

For Camira Samples Call
616.288.0655 or Visit
www.camirafabrics.com

Pattern Name	Price Grade
Acapella	6
Alex	8
Allure	5
Amplify	5
Anagram	8
Avenue	8
Axiom	9
Basket	8
Beam	9
Bedrock	5
Bijoux	8
Boggle	7
Boomerang	9
Boomerang Print	8
Boulevard	8
Brick Lane	7
Brimfield	8
Brushstroke	7
Buff	6
Camden	8
Chroma	9
Collage	8
Color Riot	7
Colorado	7
Constant	5
Countryside	7
Covet	4
Cross Stitch	9
Dapple	8
Dazzle	10
Dotty	10
Dotty Print	8
Dune	7
Echo	7
Elite	4
Emblem	8
Entwine	6
Equinox	7
Escapade	6
Fine Line	8
Formation	6
Framework	7
Fusion	7
Hide	6
High Line	8
Hinge	7
Hive	8
Honeycomb	8
Hue	8
Impress	6
Improv	8
Index	4
Instinct	5
Jigsaw	7
Junction	6
Keystone	6
Kid	6
Labyrinth	8
Lexicon	7

Pattern Name	Price Grade
Low Line	8
Lush	6
Marathon	7
Maxim	5
Maxwell Print	8
Maxwell Street	9
Maze	8
Maze Print	8
Melody	7
Meraki Stripe	6
Merge	7
Mineral	5
Moto	8
Odyssey	5
Orenda Plaid	9
Origin	6
Outline	8
Panorama	8
Parade	8
Pastures	5
Perspective	8
Petal	8
Pigment	5
Pike Print	8
Pinwheel	9
Primary	5
Prime	5
Prismatic	7
Puzzle	8
Quartz	7
Relay	9
Reverb	8
Reverie	5
Revolve	8
Revolve Print	8
Rhythm	9
Rise	4
Roxy	7
Sanibel	7
Savile	6
Scholar	7
Semblance	5
Shoreline	7
Siltech Grain	8
Siltech Press	8
Soiree Print	8
Solstice	7
Sonata	6
Sonnet	6
Sumi	9
Tandem	7
Tartan	7
Tartan Print	8
Theory	5
Tilt	8
Touch	5
Triad	8
Triad Stripe	8
Triathlon	8

Pattern Name	Price Grade
Ultra	7
Vector	5
Zest	8

For Carnegie Samples Call
800.727.6770 or Visit
www.carnegiefabrics.com

Indiana Furniture strives to make as many upholsteries available as possible. However, it is not practical for us to test every offering on every chair as it is made available. If you have any concerns about our ability to upholster your selection on a particular frame please contact us and we will be glad to order a memo sample from this supplier for testing. Call Customer Service at 800.422.5727.

Pattern Name	Price Grade	Pattern Name	Price Grade	Pattern Name	Price Grade
Aberdeen.....	5	Liquid Leather.....	5	Wander.....	7
Acoustic.....	5	Lorie.....	5	Warp.....	7
Affinity.....	7	Lumiere.....	6	Wavelength.....	7
Alter.....	7	Luxe.....	7	Weathered Metal.....	5
Andes.....	5	Lyon.....	3		
Apex.....	7	Majestic.....	5		
Arc.....	7	Manta.....	7		
Argon.....	4	Marble.....	8		
Arion Stripes.....	7	Maxim.....	5		
Ascend.....	5	Meru.....	4		
Astor.....	5	Monaco.....	4		
Bliss.....	5	Moonlets.....	7		
Blocks.....	8	Morse Code.....	6		
Bonita.....	5	Nappa.....	8		
Brilliant.....	7	Natuur.....	5		
Bristol.....	5	Nuance.....	5		
Cambridge.....	5	Odyssey.....	7		
Canyon.....	3	Onward.....	7		
Carthage.....	4	Parallel.....	7		
Castle.....	3	Pascal.....	7		
Cataluna.....	5	Pebbled.....	7		
Chakra.....	7	Peep.....	6		
Chateaux.....	7	Perret.....	5		
Chester.....	5	Pixel.....	5		
Contour.....	7	Plume.....	7		
Core.....	5	Quadrant.....	7		
Crosscut.....	7	Regent.....	5		
Crushed.....	6	Rendezvous.....	6		
Cubist.....	7	Revive.....	7		
Dakar.....	5	Ripple.....	5		
Dalliance.....	7	Rise.....	4		
Deco.....	7	Rustique.....	5		
Delirium.....	6	Scatter.....	7		
Divergent.....	7	Scotia.....	6		
Dresden.....	5	Sebago.....	5		
Drive.....	8	Serpent.....	5		
Dublin.....	5	Skye.....	3		
Dynasty.....	8	Soave.....	4		
Ebb N Flow.....	7	Solitaire.....	7		
Echo.....	6	Spectra.....	6		
Eclat.....	5	Striae.....	5		
Embark.....	4	Terra.....	6		
Emu.....	5	Terrain.....	5		
Essential.....	5	Thalia.....	5		
Flash.....	5	Thera.....	5		
Flow.....	5	Topo.....	7		
Flux.....	7	Trapeze.....	5		
Gilded II.....	5	Tribeca.....	5		
Granite.....	7	Triumph.....	6		
Granular.....	5	Trove.....	5		
Grove.....	6	Twist.....	7		
Heritage.....	5	Vector.....	7		
Inception.....	4	Verdant.....	5		
Interlock.....	7	Versa.....	7		
Jasper.....	5	Verve.....	7		
Journey.....	7	Vibrato.....	5		
Jubilee.....	7	Viper.....	5		
Latitude.....	5	Vita.....	5		
Linen.....	8	Voltage.....	6		

Indiana Furniture strives to make as many upholsteries available as possible. However, it is not practical for us to test every offering on every chair as it is made available. If you have any concerns about our ability to upholster your selection on a particular frame please contact us and we will be glad to order a memo sample from this supplier for testing. Call Customer Service at 800.422.5727.

For Concertex Samples Call 201.784.8370 or Visit www.concertexfabrics.com

Pattern Name	Price Grade	Pattern Name	Price Grade	Pattern Name	Price Grade	Pattern Name	Price Grade
Adler.....	5	Forestbound.....	6	Motif.....	7	Tailor.....	8
Alcazar.....	5	Gale.....	5	Mountainous.....	8	Tap.....	7
Alphabet.....	4	Gamut.....	3	Nest.....	6	Terra.....	6
Annex.....	5	Gamut Celliant.....	5	Net.....	7	Tilt.....	7
Appleseed.....	6	Gather.....	4	Nook.....	4	Tiny Boucle.....	6
Arne.....	5	Geometric II.....	9	Opulent.....	4	Tiny Herringbone.....	6
Aspect.....	4	Gleam.....	7	Otto.....	6	Tramway.....	7
Atria.....	7	Glimmer.....	6	Particle.....	8	Treeline.....	8
Bark Cloth.....	6	Gridley.....	4	Pause.....	6	Trim.....	8
Beguiled By The Wild.....	6	Halyard.....	8	Pave.....	6	Trove.....	5
Big Dot.....	7	Handsome Plaid.....	8	Pennant.....	8	Tweed Multi.....	4
Big Texture.....	7	Hashtag.....	5	Pennant Celliant.....	8	Ulster.....	3
Billiard Cloth.....	6	Hatchmark.....	8	Pennington.....	8	Ulster Upholstery.....	4
Birdseye.....	3	Heather.....	7	Phenomena.....	7	Union Cloth Upholstery.....	5
BitDrift.....	8	Hem Stitch.....	5	Picnic.....	8	Velvet Corduroy.....	8
Bixby Macro.....	8	Hillside.....	7	Pigment.....	8	Vero.....	6
Bixby Micro.....	8	Hint.....	6	Pika.....	5	Viewpoint.....	7
Bloomer.....	8	Holmes.....	8	Pinball.....	7	Vine.....	7
Boucle.....	7	Hyde.....	4	Pinpoint.....	7	W.....	6
Boucle Dot.....	7	Hyphen.....	6	Pivot.....	6	Wend.....	4
Boucle Melange.....	8	Imprint.....	8	Pixel.....	7	Whim.....	6
Brushed Flannel.....	4	Ink.....	8	Pixel Cloud.....	8	Willis.....	9
Building Blocks.....	7	Interlock.....	7	Plaid.....	8	Windowpane Crypton.....	6
Burlap Weave.....	6	Interlude.....	7	Plexus.....	9	Woolish.....	4
Burrard.....	8	Interplay.....	8	Plus.....	8	Woven Texture.....	10
Burrard Ground Cloth.....	7	Iota.....	4	Prime.....	4	Wrap.....	7
Bute Lewis.....	9	Jacquard I.....	8	Queue.....	7		
Bute Melrose.....	10	Jacquard II.....	8	Raia.....	7		
Bute Tweed.....	9	Jaunt.....	8	Rainwater.....	7		
Carom.....	7	Josef.....	7	Rein.....	4		
Carrick.....	9	Jumper.....	8	Reppweave.....	5		
Chenille Chevron.....	8	Kami.....	8	Rider.....	6		
Chunky Tweed.....	7	Keen.....	5	Rise.....	5		
Circle Jacquard.....	9	Kin.....	5	Rocket.....	4		
Clad Celliant.....	5	Kindred.....	6	Rodenbach.....	8		
Cloud Velvet.....	4	Kith.....	5	Rotary.....	8		
Code.....	6	Lambert.....	9	Sail.....	8		
Collier.....	5	Large Scale Geometric.....	10	Samba.....	8		
Colten.....	5	Lattice.....	7	Score.....	8		
Concentric.....	8	Layer.....	6	Segment.....	8		
Corded.....	7	Leap.....	5	Senecal.....	3		
Course.....	7	Line Variations.....	8	Sense.....	7		
CrissCross.....	8	Linen Like.....	5	Shortcut.....	7		
Crossweave.....	4	Linnen.....	6	Silicone Element.....	7		
Crosswind.....	5	Little Dot.....	7	Silicone Element Celliant.....	8		
Cubitt.....	7	Loop To Loop.....	8	Silicone Nappa.....	7		
Current.....	5	Lounge.....	4	Singing In The Rain.....	4		
Dapple.....	8	Lumi.....	8	Sketch.....	7		
Distressed Texture.....	6	Luster.....	6	Social Dance.....	8		
Double Weave.....	8	Mark.....	5	Sorano.....	4		
Draft.....	7	Mateo.....	6	Spandau.....	5		
Drift.....	5	Measure.....	5	Standard.....	8		
Ellipsis.....	3	Melange.....	5	Starburst.....	8		
Encircle.....	7	Metallo.....	6	Stitch.....	6		
Everywhere Texture.....	5	Metta.....	5	Stratum.....	8		
Felt 2mm.....	9	Microgrid.....	6	Sunburst.....	8		
Five Cities.....	8	Migration.....	9	Swing.....	8		
Flow.....	8	Minnie.....	3	Symbol.....	8		
FOMO.....	5	Mod.....	7	Tack Cloth.....	7		

Indiana Furniture strives to make as many upholsteries available as possible. However, it is not practical for us to test every offering on every chair as it is made available. If you have any concerns about our ability to upholster your selection on a particular frame please contact us and we will be glad to order a memo sample from this supplier for testing. Call Customer Service at 800.422.5727.

For DesignTex Memo Samples Call: 800-221-1540 or Visit www.designtex.com



GUILFORD OF MAINE TEXTILES GRADING

Pattern Name	Price Grade
Adept.....	2
Anchorage	2
Beacon	2
BeeHave.....	2
Blink	1
Cadence.....	2
Clarity.....	3
Couture.....	2
Ebb & Flow	4
Echo.....	3
Evoke.....	2
Excerpt.....	2
Excerpt.....	2
Feedback.....	3
Flora.....	2
Frolic.....	2
George	3
Highbeams.....	2
Input	2
Instant.....	3
Intuition	2
Jane	2
Lexicon.....	2
Limelight	2
Limelight	2
Moguls.....	2
Moment.....	2
Moment.....	2
Open House.....	2
Oxford	2
Palette	2
Phrase.....	2
Quadrille	2
Reason	2
Recharge	3
Revival.....	3
Select.....	3
Snakeskin	2
Soundbyte.....	2
Staccato	3
Synopsis	2
Tracery	2
Transport.....	2
Twilight	2
Underground.....	2
Whirl	2
Xceed.....	2

Indiana Furniture strives to make as many upholsteries available as possible. However, it is not practical for us to test every offering on every chair as it is made available. If you have any concerns about our ability to upholster your selection on a particular frame please contact us and we will be glad to order a memo sample from this supplier for testing. Call Customer Service at 800.422.5727.

For Guilford of Maine Textiles Samples Call 800.544.0200 or Visit www.guilfordofmaine.com

Pattern Name	Price Grade	Pattern Name	Price Grade	Pattern Name	Price Grade	Pattern Name	Price Grade
Abacus	7	Delite	3	Kampala	9	Pullman	6
Aegean	8	Demure	10	Katazome	9	Quark	10
Alignment	7	Diva	5	Kaya CR	7	Radiance	7
Alter Ego	9	Djenne	10	Keaton	6	Ransom	6
Andissa	10	Dottie	5	Kimono	9	Rebel	8
Argyle	6	Double Agent	9	Kingston	10	Regard CR	9
Arrondissement	9	Dovetail	8	Knoll Felt	7	Retreat	7
Atelier	10	Dristi	7	Knoll Hopsack	7	Rivington	10
Atlas	8	Dristi Panel Backed	7	Kora CR	9	Roam	6
Attire	5	Dune	7	Lagos	8	Roundtrip	8
Axiom	6	Durand	7	Legend CR	9	Rush Hour	6
Baxter	7	Earthwork	8	Liberty	9	Sablon	10
Belize	8	Eclat Weave	9	Little Devil	5	Sahara ND	8
Biota	8	Entourage	7	Looped In	9	Sandpiper CR	9
Biscayne	9	Entwine	5	Lore CR	8	Sashiko	7
Bistro	6	Essence	6	Ludlow	6	Sequin CR	8
Block Party	5	Fable CR	8	Lytic	8	Seurat	8
Bocce	6	Fancy Twill	9	Magnolia	7	Shadow Play	5
Boundary	6	Feeling Plaid	9	Mariner	7	Sherman	9
Brigadoon	5	Ferry	5	Marquee	9	Shima	9
Buzz	7	Fibra	10	Masquerade	9	Sideline	8
Cairo	8	Fiori	7	Melange	10	Sinclair	8
Calypso	6	Firefly	10	Melody	5	Smart	8
Cameo	8	Floressence	10	Menagerie	8	Soiree	6
Cat's Cradle	6	Forza	8	Meroe	8	Soliloquy	4
Catwalk	10	Gala II	7	Metro	9	Sonnet	5
Cavalier	10	Glider	9	Midpoint	8	Soon	9
Century	10	Grande	7	Milestone	8	Spark	6
Chain Link	7	Grandview	8	Mini Stitch	7	Spot On	8
Chameleon	6	Greenwich	7	Mod Plaid	10	Spree	6
Chance	5	Groovy	6	Modern Tweed	9	Stacks	5
Charm	8	Harrison	9	Monarch	6	Star Struck	9
Chiseled	10	Haze	10	Nature Walk	8	Stepping Stones	9
Chroma	7	Helios	5	Night Life	9	Stretch Appeal	10
Chronicle	7	Highland	9	Noble	7	Striae Stripe	10
Circa	9	Holbrook	6	Off the Grid	7	Stripe It	10
Classic Boucle	9	Hologram	9	Oh La La	4	Stripomania	5
Cleo	8	Hourglass	4	On Point	6	Summit	5
Close Knit	8	Hudson	8	Origins	8	Sutton	5
Code	7	Hula Hoop	9	Overture	4	Swank	9
Color Collage	9	Ikate Square	9	Palisade	6	Swing	8
Color Field	6	Ikate Stripe	8	Panache CR	9	Synth	5
Common Ground	7	Imprint	8	Paradigm	8	Tabloid	6
Commuter Cloth	4	In Stitches	9	Patchwork	7	Tara	10
Compass CR	8	Infinite	3	Petal Pusher	5	Tempest	7
Coterie	8	Instinct	5	Plaidtastic	7	Texnet	8
Cotton Duck	4	Intrigue	9	Pogo	8	Theory	8
Cozy Cord	4	Island	8	Ponder	3	Tight Rope	7
Cross Tech	4	It's Complicated	9	Prairie	5	Tilden	7
Crossroad	4	Jasmine	10	Premier	7	Tinge	5
Dahlia CR	8	Journey	6	Prep	6	Tivoli	10
Dapper	10	Juno	8	Presto	5	Topos	5
Day Tripper	5	Kabuki	8	Prim	6	Totem	10

KnollTextiles continues on next page.

Indiana Furniture strives to make as many upholsteries available as possible. However, it is not practical for us to test every offering on every chair as it is made available. If you have any concerns about our ability to upholster your selection on a particular frame please contact us and we will be glad to order a memo sample from this supplier for testing. Call Customer Service at 800.422.5727.

For KnollTextiles Samples Call 866.565.5858 or Visit www.knoll.com

Pattern Name	Price Grade
Tower Grid.....	7
Treble CR.....	9
Trophy.....	5
Tryst.....	10
Twist Tie.....	10
Ultrasuede®.....	10
Uni-Form.....	4
Utmost.....	8
Utmost II.....	7
Utopia.....	5
Utrillo.....	10
Vatera.....	8
Venue.....	5
Versa.....	5
Vibe II.....	6
Vice Versa.....	7
Vinyl.....	6
Westwood.....	6
Whip.....	8
Wide Angle.....	9
Wild Thing.....	5
Wit.....	7
Woodland.....	7
Woodland II.....	7
Wow Factor.....	6
Yeni.....	5
Zari CR.....	9
Zen Wave.....	7
Zipline.....	7
Zoom.....	10

Indiana Furniture strives to make as many upholsteries available as possible. However, it is not practical for us to test every offering on every chair as it is made available. If you have any concerns about our ability to upholster your selection on a particular frame please contact us and we will be glad to order a memo sample from this supplier for testing. Call Customer Service at 800.422.5727.

For Knoll Textiles Samples Call 866.565.5858 or Visit www.knoll.com

Pattern Name	Price Grade	Pattern Name	Price Grade	Pattern Name	Price Grade	Pattern Name	Price Grade
Abacus.....	7	Entwine.....	9	Milestone.....	5	Spare.....	10
Albamarle.....	10	Equate.....	7	Mimic.....	8	Spiral (Panel).....	5
Ample.....	9	Etch.....	10	Mister.....	8	Splay.....	6
Amulet.....	10	Fathom.....	6	Mode.....	5	Spry.....	6
Anagram.....	8	Feature.....	7	Monsoon.....	9	Stature.....	6
Apt.....	8	Festoon.....	7	Multiply.....	5	Steady Crypton.....	7
Arcade.....	8	Field (Panel).....	5	Murmur.....	4	Strum.....	7
Article.....	5	Flint.....	8	Muse.....	4	Study.....	9
Beacon.....	8	Flock (Panel).....	5	Nico.....	5	Sudden.....	7
Beck.....	7	Fluent Crypton.....	7	Nimble.....	7	Sundry.....	9
Beryl.....	7	Flurry.....	10	Offset.....	8	Swathe.....	9
Bind.....	10	Fold.....	8	Orbit.....	5	Switch.....	7
Bluff.....	6	Fore.....	10	Palio.....	10	Swivel.....	7
Boundary.....	6	Frequency.....	6	Pallet.....	5	Tangram.....	10
Bright Angle.....	9	Fruit.....	10	Parallel (Panel).....	5	Taper.....	9
Bright Cube.....	9	Gallant.....	6	Pare.....	7	Teatro.....	9
Bright Grid.....	9	Garden.....	9	Parquet.....	8	Tempera.....	7
Brim.....	8	Gemma.....	7	Pepitas.....	8	Tend.....	7
Brindle.....	5	Gemma Multi.....	8	Pepper.....	6	Terra.....	10
Brio.....	7	Gild.....	7	Petra.....	8	Tracery.....	9
Buffer.....	6	Glen.....	5	Pick.....	5	Trait.....	7
Bureau.....	5	Grove.....	7	Pick Crypton.....	7	Transmit (Panel).....	4
Bushel.....	7	Gust.....	6	Pinnacle.....	7	Trellis.....	8
Campana.....	8	Hearth.....	9	Pitch.....	6	Trio.....	9
Candor.....	6	Hewn.....	9	Plait.....	6	Trundle.....	5
Caper.....	5	Houndstooth.....	10	Pocket.....	7	Valor.....	10
Chalet.....	7	Imbue.....	9	Prime.....	7	Vases.....	9
Chasm.....	7	Inlay.....	10	Prompt.....	6	Veer.....	6
Chassis.....	7	Insignia.....	8	Province.....	7	Vineyard.....	9
Chime.....	6	Instill.....	6	Quay.....	6	Waver.....	7
Circuit.....	7	Jasper.....	7	Queue.....	6	Wend.....	6
Clamber.....	7	Keen.....	6	Rail.....	7	Willow.....	6
Coast.....	6	Lariat.....	5	Reef.....	10	Wool Rib.....	10
Coin.....	6	Lean.....	6	Regatta.....	8		
Coin Crypton.....	7	Ledger.....	6	Relay.....	10		
Column.....	7	Lens.....	6	Rill.....	6		
Compound.....	7	Levity.....	6	Roman.....	9		
Conduit.....	5	Lift.....	8	Roster.....	5		
Confetti.....	10	Limn.....	9	Route.....	6		
Cosset.....	7	Linden.....	7	Rule.....	8		
Cove.....	10	Lineage.....	6	Runner.....	7		
Crew.....	7	Link.....	8	Runner Standard.....	6		
Crisp (Panel).....	5	Lithe.....	7	Scape.....	8		
Crush.....	7	Loop.....	6	Scuba.....	6		
Cursive.....	8	Luce.....	7	Scute.....	6		
Cycle.....	6	Lumen (Panel).....	5	Scuttle.....	6		
Darning Sampler.....	9	Lunar.....	5	Segmented Stripe.....	10		
Darning Sampler Large.....	9	Manner.....	5	Sendal.....	7		
Darning Sampler Plaid.....	10	Mantle.....	5	Sequence.....	7		
Dingbats.....	10	Mechanism.....	9	Serried.....	8		
Dots.....	10	Medium.....	5	Shadow.....	7		
Drape.....	7	Meld.....	5	Sharkskin 2 (Panel).....	7		
Dwell.....	5	Merit.....	5	Sheen.....	7		
Edges.....	10	Mesh.....	9	Shift.....	9		
Ellipsis.....	7	Messenger.....	5	Sift.....	10		
Elm.....	5	Metaphor.....	4	Silk Canvas.....	10		
Embed.....	7	Metric.....	5	Soft Tweed.....	10		
Emit.....	5	Mexidot.....	8	Sort.....	6		
Enmesh.....	6	Micro.....	6	Span.....	7		

Indiana Furniture strives to make as many upholsteries available as possible. However, it is not practical for us to test every offering on every chair as it is made available. If you have any concerns about our ability to upholster your selection on a particular frame please contact us and we will be glad to order a memo sample from this supplier for testing. Call Customer Service at 800.422.5727.

For Maharam Samples Call 800.645.3943 or Visit www.maharam.com

MAYERFABRICS

MAYER FABRIC GRADING

Pattern Name	Price Grade	Pattern Name	Price Grade	Pattern Name	Price Grade	Pattern Name	Price Grade
Abbey	4	Drake	3	Jubilee	3	Parallel	2
Acclaim	4	Dublin Tweed	4	Kantha	6	Pastime	5
Acuco	6	Durango	3	Katagami	6	Patio	2
Align	3	Duraweave® 10	1	Kensington	4	Pebble Beach (Panel Fabric)	2
All Seasons	2	Echo	4	Key Largo	2	Phoenix	3
Amadeus	6	Ecosphere	5	Kobe	3	Plaza	4
Ankara	4	Elevation	4	Labyrinth	6	Polygon	3
Antique	3	Engrave	2	Landscape	4	Positive Thoughts	6
Apollo Silicone	6	Entwine	3	Latitude	4	Primo	4
Arabesque	3	Ephesus	5	Lavish	4	Prism 10	2
Arcade	5	Equal (Panel Fabric)	2	Links	4	Puno	6
Aristocrat	3	Essence	4	London	4	Quattro	2
Array	3	Etch	2	Longhorn	4	Ranchero	1
Ascension	5	Evolve	6	Longitude	3	Reflector	6
Avenue	5	Facets	5	Lotus	6	Refuge	5
Bali	2	Fanfare	6	Luminary (Panel Fabric)	2	Rejuvenate	6
Basic (Panel Fabric)	1	Fedora	2	Madras	3	Relativity	6
Batik	3	Fiji	2	Madrid SP Black	1	Replay	4
Blueprint (Panel Fabric)	1	Finale	4	Malibu	4	Reveal	4
Boardwalk	3	Flair (Panel Fabric)	2	Mandala	7	Reverb	3
Bolero	4	Florentino	2	Marathon II	1	Rift	4
Boro	6	Form	5	Marmara	4	Rumba	2
Botanica	4	Forte	1	Matka	3	Samba	2
Botany	5	Fortune	3	Matter	4	Samurai	6
Boteh	7	Foundation 10	2	Maverick	2	Saori	6
Caressa	3	Fresco (Panel Fabric)	2	Mayfair	5	Score	4
Carousel	7	Fretwork	6	Meander	3	Sequel	2
Cascade	4	Function	3	Melange (Panel Fabric)	2	Sequel plus NanoGuard	3
Catwalk	4	Gala	4	Metal Strips	6	Sequence	3
Channel	3	Galveston	4	Micro Dot	3	Shantung	3
Chaps	3	Gatsby	4	Midway	3	Sherlock	3
Charette	3	Geisha	7	Milagro	7	Sierra SP Black	1
Chequers	4	Gem	2	Milano	3	Signs	7
Cipher (Panel Fabric)	1	Genesis	2	Mingle	4	Silk Screen	3
Circuit	6	Genesis plus NanoGuard	3	Mode	4	SilverWeave	4
Circumference	6	Graph (Panel Fabric)	1	Molecule	6	Sketch	3
Cirque	4	Grasscloth (Panel Fabric)	2	Monogram	4	Slick	4
Code (Panel Fabric)	1	Gravity	5	Moonscape	3	Social Network	4
Collage	6	Gridline (Panel Fabric)	2	Mosaic	2	Soho	4
Comalapa	6	Groundworks	4	Mosaic plus NanoGuard	3	Soleil	6
Contempo	3	Haarlem	7	Multi-Crepe (Panel Fabric)	2	Sophisticate	3
Continuum 10	2	Haberdash	3	Neo	4	Space Odyssey (Panel Fabric)	3
Copa (Panel Fabric)	2	Havana	2	Nexus (Panel Fabric)	2	Spacer Mesh	2
Cosmopolitan	4	Hexagon	3	Niche	4	Spectre (Panel Fabric)	3
Crazy Quilt	6	Holiday	4	Nirvana	6	Splendor	4
Cross Check	2	Huipil	5	Noble	2	Spokes	6
Cube	2	Images	3	Nomad	5	Static	6
Cuddle Up	5	Imprint	2	Nostalgia	4	Stellar	2
Curlicue	3	Infinity	5	Nylon-Stat ESD	5	Strata (Panel Fabric)	2
Dande	3	Interlace	4	Obi	6	Sula	7
Darning	6	Interlochen	4	Obsession	6	Suna	7
Dazzle	4	Interlude (Panel Fabric)	2	Odessa	4	Sutra	6
Debonair	5	Intrigue	3	Optic 10	2	Sydney	2
Decoy	3	Jekyll & Hyde	3	Outback	3	Synapse	6
Destiny	2	Jitterbug	3	Oxen SP Black	1	Tango	2
Destiny plus NanoGuard	3	Jive	2	Palermo	4	Tattersall	4
Disco	3	Journey	3	Paragon (Panel Fabric)	3	Textura	6

Indiana Furniture strives to make as many upholsteries available as possible. However, it is not practical for us to test every offering on every chair as it is made available. If you have any concerns about our ability to upholster your selection on a particular frame please contact us and we will be glad to order a memo sample from this supplier for testing. Call Customer Service at 800.422.5727.

For Mayer Samples Call 800.428.4415 or Visit www.mayerfabrics.com

Pattern Name	Price Grade
Theory 10.....	2
Time Line.....	3
Turnabout.....	6
Valet.....	3
Variant 10	2
Vector.....	6
Venetian.....	9
Verona.....	3

Indiana Furniture strives to make as many upholsteries available as possible. However, it is not practical for us to test every offering on every chair as it is made available. If you have any concerns about our ability to upholster your selection on a particular frame please contact us and we will be glad to order a memo sample from this supplier for testing. Call Customer Service at 800.422.5727.

For Mayer Samples Call 800.428.4415 or Visit www.mayerfabrics.com

Pattern Name	Price Grade	Pattern Name	Price Grade	Pattern Name	Price Grade	Pattern Name	Price Grade
3D Grid.....	9	Dart.....	4	Insight.....	2	Pierre.....	9
Ace.....	3	Dash.....	7	Interim.....	8	Ping.....	5
Acoustic.....	7	Dayspell.....	7	Interlock.....	9	Pip.....	5
Acrobat.....	5	Decode.....	4	Intermix II.....	5	Pique.....	4
Agora II.....	5	Dexter Epu.....	4	Iota.....	7	Places Spaces Faces.....	8
Aldo.....	9	Docket.....	8	Jitney.....	7	Plan.....	5
Almanac.....	8	Domain.....	6	Jot.....	4	Platform.....	6
Amenity II.....	7	Dome CV.....	4	Journal.....	8	Poetic CV.....	4
Amuse.....	5	Drawing Lines.....	8	Kayak.....	8	Point.....	4
Analog.....	8	Drift.....	7	Keynote.....	5	Polka.....	7
Anthology CV.....	5	Ebb.....	8	Kindred.....	7	Pop UP.....	10
April.....	6	Edict (Panel).....	3	Kinect (Panel).....	3	Printwork Epu.....	5
Archer.....	7	Edison.....	7	Kinney.....	5	Propel.....	7
Ascend.....	6	Embark.....	6	Kit.....	5	Propensity II.....	4
Audubon.....	8	Encore (Panel).....	3	Knack.....	4	Proverb (Panel).....	3
Bandwidth II.....	7	Endurance Epu.....	3	Lasso CV.....	5	Proximity.....	8
Bangle.....	3	Eon Epu.....	5	Lateral.....	6	Pursue.....	7
Banter.....	8	Epic.....	3	Ledge.....	5	Quince.....	8
Beeline Epu.....	5	Essay.....	7	Lella.....	8	Raft.....	7
Beep.....	4	Etude.....	8	Leno.....	8	Rein II.....	5
Beta.....	4	Evo CV.....	4	Lens.....	4	Reverb.....	8
Bloko.....	8	Evolve.....	8	Level.....	7	Revolve.....	8
Bobby.....	3	Explore.....	8	Lina.....	8	Riga.....	8
Boom II.....	5	Expo.....	3	Linen CV.....	5	Ring.....	7
Borders.....	7	Faux Felt.....	4	Lineup.....	4	Rise.....	4
Boxcar.....	7	Faux MO.....	6	Lloyd.....	8	Rivet.....	4
Bravo II.....	4	Fleet.....	6	Lore.....	8	Rombu.....	7
Brink.....	7	Float.....	4	Lucio.....	10	Ronda.....	7
Brisk.....	7	Flock.....	4	Ludwig.....	8	Roster.....	8
Build.....	5	Flow.....	7	Mandala.....	6	Row.....	5
Buoy.....	7	Flux.....	8	Mapping Ideas.....	8	Rubato.....	7
Byways.....	8	Focal.....	4	Marathon C-Zero.....	2	Rush Hour.....	8
Cairns.....	8	Fold.....	8	Marcel.....	8	Sail.....	7
Camber.....	8	Follow CV.....	5	Meander (Panel).....	3	Sanya CV.....	5
Cameo (Panel).....	3	Foray.....	5	Memory.....	8	Score.....	6
Canter Epu.....	3	Foundation.....	7	Mezzanine.....	7	Scrabble.....	4
Carlo.....	8	Free.....	4	Mikro.....	7	Script (Panel).....	3
Central.....	6	Frida CV.....	6	Millennium C-Zero.....	2	Sensory CV.....	4
Centric.....	7	Fuse.....	3	Mixology CV.....	4	Shuttle.....	6
Channel.....	6	Geo.....	8	Mogul Epu.....	5	Sidestep.....	7
Chime CV.....	5	Glide.....	6	Nagoya.....	8	Silica.....	7
Chipper.....	8	Glint (Panel).....	3	Nifty.....	4	Silica Andy.....	7
Chromatic.....	7	Graph.....	2	Nimble.....	8	Silica Arc.....	7
Cityscape.....	8	Grid.....	3	Oath.....	6	Silica Bauble.....	7
Civil.....	7	Groove Epu.....	5	Odyssey C-Zero.....	2	Silica Blend.....	6
Clang.....	4	Guideline.....	7	Origin.....	1	Silica Bracket.....	7
Climb.....	7	Guild.....	2	Otto.....	4	Silica Bubbler.....	7
Collect.....	5	Habit.....	4	Overpass.....	6	Silica Checker.....	7
Colorwheel.....	7	Halo.....	7	Pact (Panel).....	3	Silica Chopsticks.....	7
Cover Cloth.....	3	Hearsay.....	7	Painting Strokes.....	8	Silica Compass.....	7
Croquet.....	7	Highline.....	7	Panorama.....	8	Silica Cusp.....	7
Crossing Colors.....	8	Hitch.....	5	Pantheon.....	8	Silica Deflect.....	7
Crosswise.....	5	Hobnob.....	4	Parable.....	7	Silica Effloresce.....	7
Cube.....	7	Hop.....	6	Paraphrase.....	3	Silica Etc.....	7
Culture.....	6	Hue.....	4	Pax.....	7	Silica Etch.....	7
Current.....	4	Hyde CV.....	4	Perk.....	3	Silica Excursion.....	7
Curtain Call (Panel).....	3	Improv CV.....	4	Phase.....	8	Silica Fiona.....	7
Cutout.....	9	Infinity C-Zero.....	2	Photon.....	7	Silica Flick.....	7
Cycle.....	5	Infusion.....	7	Phrase.....	7	Silica Fresco.....	7

Indiana Furniture strives to make as many upholsteries available as possible. However, it is not practical for us to test every offering on every chair as it is made available. If you have any concerns about our ability to upholster your selection on a particular frame please contact us and we will be glad to order a memo sample from this supplier for testing. Call Customer Service at 800.422.5727.

For Momentum Samples Call 800.366.6839 or Visit www.memosamples.com

MOMENTUM

MOMENTUM FABRIC GRADING

Pattern Name	Price Grade	Pattern Name	Price Grade
Silica Fritz.....	7	Tufted.....	8
Silica Gidget.....	7	Turin.....	8
Silica Hiatus.....	7	Universe (Panel).....	3
Silica Hoop.....	7	Uplift.....	7
Silica Jig.....	7	Vanguard CV.....	4
Silica Kip.....	7	Velocity.....	5
Silica Leather.....	6	Via.....	4
Silica Likely.....	7	Viva II.....	6
Silica Motive.....	7	Vox.....	3
Silica Reach.....	7	Wander.....	7
Silica Roam.....	7	Waver.....	6
Silica Scout.....	7	Weaving Palettes.....	7
Silica Spoke.....	7	Well Well Well.....	9
Silica Strata.....	7	Whim.....	7
Silica Stride.....	7	Whit Epu.....	5
Silica Suede.....	6	Why Why Why.....	8
Silica Tao.....	7	Widget.....	3
Silica Tech.....	7	Zipped.....	7
Silica Thatch.....	7		
Silica Today Here Now.....	7		
Silica Triad.....	7		
Silica Waltz.....	7		
Silica Wifi.....	7		
Site Line.....	8		
Sketching Air.....	8		
Skip.....	4		
Slice.....	4		
Small Talk.....	7		
Solace.....	5		
Solitaire.....	5		
Speakeasy CV.....	5		
Spontaneous.....	8		
Sport.....	5		
Spunk CV.....	5		
Starboard.....	7		
Story.....	7		
Stroll.....	4		
Strum.....	7		
Strut.....	5		
Subdivide.....	7		
Sunny.....	6		
Swim.....	3		
Synergy.....	6		
Syntax.....	4		
Tack.....	4		
Tactic.....	8		
Tag.....	7		
Tanner.....	4		
Tenor (Panel).....	3		
Tesla.....	7		
Tilt.....	6		
Toggle.....	3		
Traction.....	8		
Tradition C-Zero.....	2		
Trapeze.....	7		
Trefoil.....	6		
Tribeca CV.....	4		
Trilogy.....	6		
Trivia.....	8		

Indiana Furniture strives to make as many upholsteries available as possible. However, it is not practical for us to test every offering on every chair as it is made available. If you have any concerns about our ability to upholster your selection on a particular frame please contact us and we will be glad to order a memo sample from this supplier for testing. Call Customer Service at 800.422.5727.

For Momentum Samples Call 800.366.6839 or Visit www.memosamples.com



PALLAS TEXTILES GRADING

Pattern Name	Price Grade	Pattern Name	Price Grade	Pattern Name	Price Grade
Abstract Chevron.....	7	Grille.....	6	Prose.....	7
Adele.....	6	Groove.....	7	Ravenna.....	7
Alea.....	5	Ground Breaking.....	6	Reel To Reel.....	7
Allure.....	7	H2O.....	6	Reflection.....	5
Amari.....	6	Halftone.....	6	Reverb.....	6
Aphrodite.....	5	Harmony.....	7	Rogue.....	5
Arc.....	7	Haven.....	7	Rooftops.....	6
Arjuna.....	4	Hearth.....	6	Round.....	7
Artemis.....	7	Heritage.....	5	Rove.....	5
Asha.....	6	Hiitch.....	7	Sandstone.....	4
Asymmetric.....	6	Holy Cow.....	6	Seeking Truth.....	4
Athalie.....	7	Holy Cow Too.....	6	Selvedge.....	6
Awe.....	6	Hyperion.....	7	Sheepish.....	7
Axis.....	6	Icon.....	4	Sherlock.....	6
Ballad.....	7	Infinite Helix.....	6	Shift.....	7
Basaltes.....	7	Inlay.....	6	Solid Footing.....	6
Basket.....	6	Jaunt.....	7	Sonnet.....	7
Bedford.....	6	Jet Set.....	7	Spontaneous.....	7
Bonnaroo.....	6	Juggernaut.....	6	Spot On.....	5
Boulevard.....	6	Kwaart.....	7	Spun.....	5
Bounce.....	6	Lattice.....	7	Stamped Out.....	6
Brogue.....	5	Le Fleur.....	7	Stereo Stripe.....	6
Burnish.....	5	Line.....	5	Stipple.....	6
Carmin.....	7	Louver.....	6	Stippling.....	6
Chakra.....	6	Lyric.....	6	Stitch.....	5
Chic.....	7	Majolica.....	7	Suji Stripe.....	7
Chitra.....	6	Marbles.....	6	Surface.....	6
Coco.....	6	Marrakesh Express.....	6	Taboo.....	7
Composition.....	7	Melody Maker.....	6	Tartan.....	7
Construct.....	7	Merge.....	5	Tatami.....	5
Cross Hatch.....	5	Mesh.....	6	Tech.....	5
Curve.....	6	Milano.....	7	Terra.....	4
Cybele.....	6	Mix.....	7	Tessalation.....	5
Decked Out.....	7	Mod.....	7	The Burbs.....	6
Deeply Rooted.....	7	Modern Blaze.....	6	Threads.....	6
Deflect.....	6	Mosaic.....	5	Translation.....	6
Deflection.....	5	Nap.....	4	Trapunto.....	7
Déjà vu.....	5	Nappa.....	6	Trek.....	6
Demeter.....	7	Neo.....	7	Trellis.....	6
Donegal Plain.....	7	Night Cap.....	6	Tulips.....	7
Dot Dot Dot.....	7	Nomad.....	6	Turtle Neck.....	7
Drift.....	6	Ode.....	7	Twine.....	5
Edge.....	6	Off Track.....	5	Unraveled.....	6
Essence.....	5	On The Fringe.....	7	Unspun.....	7
Etch.....	5	Ooh La Lana.....	6	Urbanized.....	5
Ethos.....	6	Origin.....	4	Utopia.....	6
Flexing Muscles.....	6	Painted Stripe.....	7	Vertices.....	6
Flux.....	6	Panache.....	4	Vespa.....	5
Fracture.....	6	Patagonia.....	7	Wander.....	4
French Crepe.....	7	Patina.....	6	West Bengal.....	6
Friendship Bracelet.....	5	Perception.....	7	Whim.....	6
Frieze.....	5	Petals.....	5	Wonder Wheel.....	7
Fuse.....	7	Phenomena.....	7	Work Horse.....	7
Gather.....	5	Pinch Pleat.....	6		
Gene Pool.....	7	Plush.....	5		
Glam.....	6	Point.....	5		
Glitz.....	5	Polka Dotty.....	6		
Graph.....	5	Popcorn.....	5		
Grid.....	6	Posh.....	6		
Grill Cloth.....	6	Promenade.....	6		

Indiana Furniture strives to make as many upholsteries available as possible. However, it is not practical for us to test every offering on every chair as it is made available. If you have any concerns about our ability to upholster your selection on a particular frame please contact us and we will be glad to order a memo sample from this supplier for testing. Call Customer Service at 800.422.5727.

For Pallas Textiles Samples Call 800.472.5527 or Visit www.pallastextiles.com

Pattern Name	Price Grade	Pattern Name	Price Grade	Pattern Name	Price Grade	Pattern Name	Price Grade
Acrobat	7	Charlotte	3	Fizz	5	Kusari	4
Adagio	5	Chroma	5	Fizz 2.0	5	Kusari 2.0	4
Aerie (Panel)	3	Cinema	7	Flanders	4	La Scalina	7
Aero	3	Cirque	5	Fleck	3	Lara	3
Affinity	7	Cirque 2.0	5	Flex	3	Laredo	4
Affinity 2.0	7	Citadel	4	Focus (Panel)	3	Lateral	3
Alamo	3	Citadel 2.0	4	Fractal	7	Latitude	2
Alfresco	6	Clean Slate	4	Frequency	5	Lattice	4
Alignment	6	Clean Slate 2.0	4	Frequency 2.0	5	Lava	7
Ally (Panel)	3	Code (Panel)	2	Full Turn	7	Lava 2.0	7
Amplify	3	Color Block	7	Furrows	4	Level	5
Anagram	5	Colorguard	3	Fuse	3	Level 2.0	5
Aperture (Panel)	3	Colorguard 2.0	3	Fuse 2.0	3	Lexie	7
Arbor	5	Comeback	7	Galileo	7	Lifecycle	7
Ardent	4	Connect	4	Galileo 2.0	7	Lift	7
Arioso	6	Connect 2.0	4	Genesis (Panel)	2	Linea (Panel)	4
Armature	7	Continuum	5	GeoMet	4	Live Wire	7
Array (Panel)	3	Converge	7	Gesture	8	Loophole	5
Artisan	3	Core	3	Glisten	9	Lorelai - MB	5
Avant	4	Core 2.0	3	Grand Sierra	4	Lucent	8
Backdrop (Panel)	3	Corium	6	Grand Sierra 2.0	4	Lulu (Panel)	3
Bandwidth	7	Criss Cross	4	Graph	5	Lunaria	7
Banyan	6	Criss Cross 2.0	4	Gravity	5	Luster	5
Bari	7	Current	7	Grille	4	Luther II (Panel)	3
Bari 2.0	7	Cush	3	Grille 2.0	4	Mandala	5
Basket Too!	7	Cyma	6	Handwork	6	Mantra	7
Bass Line	6	Dakota	4	Happy Tappy	7	Marquetry	6
Batik	7	Dapple (Panel)	3	Harrison - MB	5	Martini	7
Baxter	4	Dart	3	Hashtag	6	Martini 2.0	7
Bespoke	5	Deflection	6	Haven	5	Mason (Panel)	3
Binary (Panel)	4	Detail	5	Helix	7	Matrix	5
Bistro	4	Deza	7	Hexie	6	Maxwell	4
Blip	3	Didi	6	Hi-Fi	3	Maze	7
Bliss	7	Divvy	8	Highlands	4	Median	7
Bloom	8	Donegal	5	Highlight	3	Menagerie	7
Bond	6	Drift	5	Hive	3	Mesa	9
Boomerang	7	Drizzle	7	Honeycomb	4	Meteor	7
Borderline	6	Duet	5	Hopsack	4	Mica	4
Box Chain	3	Eddy	8	Hush	6	Mica 2.0	4
Breton	6	Effervescence	7	I Spy	6	Migration	8
Brilliant	3	Effervescence 2.0	7	Impress w/StaKleen™	6	Moby	3
Brixton	7	Elderberry	7	Imprint (Panel)	3	Moccasin	7
Broadband	7	Eli	7	Infinity Plush	7	Moccasin 2.0	3
Brushwork	6	Eli 2.0	7	Inked	7	Mod	7
Bryant Park	3	English Pub	4	Inside Track	4	Modena	7
Bubblerake	7	Entrada	4	Intermix (Panel)	3	Modena 2.0	7
Bubblerake 2.0	7	Equator	7	Ishi	7	Modernist	8
Burkshire	4	Equinox	5	Jala	8	Monhegan	6
Calibration	7	Essential	3	Jambi Stripe Too!	6	Montage	5
Cannon Beach	8	Etch	7	Jillian	3	Montana	4
Carlisle	4	Euclid	3	Juxy	7	Montana 2.0	4
Casablanca	7	Excursion	2	Juxy 2.0	7	Multiply	8
Casablanca 2.0	7	Expressions	4	Kalahari	6	Myth	7
Cassidy	4	Fast Lane	3	Kennebunk	6	Natural World	7
Cassidy 2.0	4	Feature	8	Kid	6	Natural World 2.0	7
Catalina	6	Fenestra Too!	7	Kilkenny Tweed	4	Naugaleather	4
Ceremony	6	Fiberdrill	6	Kilkenny Tweed 2.0	4	Naugasoft	4
Channel	4	Fidget	5	Kinetic	6	Nest	6
Channel 2.0	4	Figment	6	Kingsman	5	Network	5

Stinson continues on next page.

Indiana Furniture strives to make as many upholsteries available as possible. However, it is not practical for us to test every offering on every chair as it is made available. If you have any concerns about our ability to upholster your selection on a particular frame please contact us and we will be glad to order a memo sample from this supplier for testing. Call Customer Service at 800.422.5727.

For CF Stinson Samples Call 800.841.6279 or Visit www.cfstinson.com

Pattern Name	Price Grade	Pattern Name	Price Grade	Pattern Name	Price Grade	Pattern Name	Price Grade
New Hempstead	3	Revolve	7	Steppe	7	Wyatt	5
Nikko (Panel)	3	Revolve 2.0	7	Stitch in Time	3	Ybor	6
Nimble	6	Rhythm	8	Storyboard	8	Zanzibar	8
Nishiki	4	Rialto	4	Strand	4	Ziggy	4
Nishiki 2.0	4	Riddle	3	Stratford	9	Ziggy 2.0	4
Nova	4	Ringer (Panel)	3	Stride	4	Zoom	5
Nubby	6	Ripple	7	Stuff	9		
Obscura	5	Ripple 2.0	7	Summit	5		
Odeon	7	Ritz	4	Sunburst	7		
Offset	7	Rivera	6	Sundance w/StaKleen™	6		
Olivia	3	Roadmap	4	Supersillyness	7		
Olympus	7	Rogue II	3	Surf (Panel)	2		
Olympus 2.0	7	Round Trip	7	Swipe	6		
Orbit	4	Route	4	Switchboard	5		
Orbit 2.0	4	Rubric	6	Swivel	7		
Orvilla	7	Salinas	8	Symphony Classic	4		
Outlander	4	San Simeon	8	Sync	7		
Overlay	5	Sarto	5	System	5		
Oxford	4	Satchel	4	Tally (Panel)	4		
Oxford 2.0	4	Scintillate	7	Tangram	5		
Pacifica	7	Scoprena	7	Tender	9		
Paloma	4	Scout	4	Tendril	4		
Paradox	6	Scout 2.0	4	Tendril 2.0	4		
Park Avenue	6	Script	5	Tessuto	4		
Patriot Plus II	3	Script 2.0	5	Tessuto 2.0	4		
Patriot Plus II 2.0	3	Season	7	Threads	7		
Penelope	5	Sedona	9	Thrive	7		
Pergola	5	Sensor	7	Tidbit	6		
Perimeter	4	Sentry-HC	4	Torus	6		
Perspective	7	Sentry-HC 2.0	4	Touch Base	4		
Perspective 2.0	7	Sequence	3	Touchstone	4		
Petal Dots	7	Serene	8	Tranquility	6		
Piccadilly	5	Shantung	4	Transcend	3		
Pinball	5	Shantung 2.0	4	Traverse	8		
Ping Pong	7	Shift	3	Tribeca	4		
Plexus	6	Shimmy	5	Trio	7		
Pod	7	Shuffle	8	Tuft	6		
Polka	3	Sideline	4	Tussah (Panel)	3		
Polygon	7	Sight Line (Panel)	3	Twiggy	5		
Posey	5	Silicone-Avail	8	Twist	7		
Posh	5	Silicone-Downtown	8	Valise	2		
Power Grid	6	Silicone-Max ONE	8	Vanish	7		
Prime (Panel)	2	Silicone-Uptown	8	Vapor	7		
Prisma	6	Sirocco	7	Vector	4		
Prodigy	8	Sleek	4	Verge	7		
Profile	3	Sleek 2.0	4	Voltage	7		
Progression	6	Sleeping Bear Dunes	6	Volterra-HC	9		
Promenade	5	Smoothie	4	Vortexia	7		
Promenade 2.0	5	Smoothie 2.0	4	Vortexia 2.0	7		
Queue	6	Solitaire	3	Walk the Line	7		
Radiance	8	Spirit Millennium	4	Walk the Line 2.0	7		
Raffia	5	Splice	7	Waterwand	7		
Raffia 2.0	5	Spreed (Panel)	3	Waterwand 2.0	7		
Rally	3	Sprint	3	Weft	4		
Raquette	6	Square One	3	Whirl	7		
Raya	7	Squire	5	Wicker	7		
Realm	5	Staple	2	Wicker 2.0	7		
Retrograde	3	Stat-Con	6	Winnly	5		
Revolution	6	Stellar	4	Wish	9		

Indiana Furniture strives to make as many upholsteries available as possible. However, it is not practical for us to test every offering on every chair as it is made available. If you have any concerns about our ability to upholster your selection on a particular frame please contact us and we will be glad to order a memo sample from this supplier for testing. Call Customer Service at 800.422.5727.

For CF Stinson Samples Call 800.841.6279 or Visit www.cfstinson.com

CORTINA
LEATHERS

Pattern Name	Price Grade
Caprone	L1
Davenport	L1
Old English.....	L2

For Cortina Samples Call 800.356.1177 or Visit www.cortinaleathers.com

green hides
LEATHER STUDIO

Pattern Name	Price Grade
Lena	L1
Sierra	L1
Vulcano.....	L1

For Green Hides Leather Samples Call 888.326.0122 or Visit www.greenhides.com

SPRADLING®

Pattern Name	Price Grade
Dolce.....	4
Genero.....	2
Maglia.....	3
Modena.....	2
Silvertex.....	3
Whisper	2

For Spradling Fabric Samples Call 800.333.0955 or Visit spradling.group/en-us

Ultrafabrics.

Pattern Name	Price Grade		
Brisa Distressed.....	5	UF Select Montage.....	3
Brisa Fresco.....	6	Ultraleather Fusion.....	5
Brisa Mokume	6	Ultraleather Fusion Shimmer ...	6
Brisa Original.....	5	Ultraleather Geom.....	5
Brisa Spectra.....	6	Ultraleather Linen	6
UF Select Impasto	3	Ultraleather Original	5
UF Select Lino.....	3	Ultraleather Pearlized.....	5
		Ultraleather Pony.....	5
		Ultraleather Pro.....	6
		Ultraleather Promessa.....	5
		Ultraleather Reef.....	6
		Ultraleather Tottori.....	5
		Ultraleather Volar Bio-Based.....	7
		Ultratech Cove.....	6
		Ultratech Dwell.....	6
		Ultratech Eco Tech.....	6
		Ultratech Helix	7
		Ultratech Wired	6

For Ultrafabric Samples Call 877.309.6648 or Visit www.ultrafabricsinc.com



Occasional Tables

SURFACE MATERIAL DIGITAL IMAGES & BROCHURE

The finishes represented on Indiana Furniture's Surface Material Finish Brochure were reproduced using the finest technology available. Samples of our finishes and laminates are available for order through our Collateral Store. Please verify your desired finish before ordering as such orders are not subject to return to Indiana Furniture.

Contact your local Indiana Furniture Sales Representative or our Customer Service team should you need assistance.

GLIDES

All tables ship with non-marring glides, some series offering leveling glides as standard. See pricing pages for each series for more information.

FINISH

Indiana Furniture standard occasional table finishes correspond to casegoods and conferencing finishes and laminates. Minor variations in finish color and value may occur due to the natural characteristics of wood. Consult this price list for specific finish availability within each series.

Special Finishes: Indiana Furniture is able to accommodate our customer's needs for specific finish matches. Please submit a 3"x5" sample panel to Customer Service for quotation and lead time.

An overview of our finishes and laminate options can be found on the inside of the back cover of this price list.

Arlington offers all the grace and embellishments associated with traditional styling with an added emphasis on value. Finely crafted in select solids with walnut and cherry veneers and high pressure laminate worksurfaces, Arlington ensures quality and expert craftsmanship with a selection of configurations for today's functional workspaces.

CONSTRUCTION

- Veneers on exposed surfaces feature select grade, plain sliced American Black Walnut or Cherry veneers, carefully selected and matched to assure proper balance and consistency
- Veneer tops have a 5-ply balanced construction, 1 $\frac{3}{16}$ " thick with solid hardwood rims with butt corners
- HPL tops have a 3-ply balanced construction, 1 $\frac{3}{16}$ " thick, with solid hardwood rims with butt corners
- Grain direction runs left to right
- All units ship with heavy duty, adjustable leveling glides to ensure proper leveling and compensation for uneven floors
- Shipped KD; Some Assembly Required

HOW TO ORDER EXAMPLE

Model No.	Description	Example
29-2124ET	Top Material Finish	W CO

VENEER (W) OPTIONS

Veneer features UVAdvantage, an ultra-violet finish, on all exposed surfaces by utilizing roll-coat UV technology. Apron rails and table legs use a multi-step, hand finished process with a catalyzed finish

AW	Artisan Walnut	HW	Harvest Walnut
CO	Columbian Walnut	LW	Legacy Walnut
DC	Dark Cherry	MW	Mahogany Walnut
DFW	Dark Forest Walnut	SCH	Select Cherry
EW	Espresso	SKC	Shaker Cherry
GC	Golden Cherry	WC	Williamsburg Cherry

HPL (P) TOP OPTIONS

WOODGRAIN

CO	Columbian Walnut	SCH	Select Cherry
EF	Espresso	SKC	Shaker Cherry
GC	Golden Cherry	WC	Williamsburg Cherry
MW	Mahogany Walnut		

TABLE EDGE PROFILE



Arlington

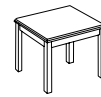
CERTIFICATIONS & COMPLIANCE

- ETL Environmental Certification
- BIFMA level® Certified
- BIFMA Compliant® Certified
- TSCA Title VI (CARB) Compliance
- US Green Building's LEED® Contribution

STATEMENT OF LINE



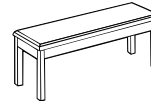
End Table
29-2124ET
(See Page 234)



Lamp Table
29-2424LT
(See Page 234)

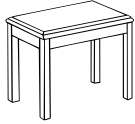


Square Magazine
Table
29-3636MT
(See Page 234)



Magazine Table
29-1847MT
(See Page 234)

Item	Model No.	W	D	H	Ship Wt	Cubic Ft	List Price	
END TABLE	29-2124ET	21	24	21½	25	2.0	P\$ 935	W\$ 1090



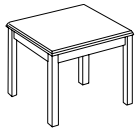
Must Specify (in this order):

- Model #
- Top Material
- Finish/Color

Description

- Available with Veneer (W) or HPL (P) Top, Must Specify
- Hardwood Legs
- Shipped KD; Some Assembly Required

LAMP TABLE	29-2424LT	24	24	21½	25	2.0	P\$ 1047	W\$ 1122
------------	-----------	----	----	-----	----	-----	----------	----------



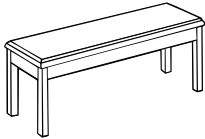
Must Specify (in this order):

- Model #
- Top Material
- Finish/Color

Description

- Available with Veneer (W) or HPL (P) Top, Must Specify
- Hardwood Legs
- Shipped KD; Some Assembly Required

MAGAZINE TABLE	29-1847MT	47	18	16	47	3.4	P\$ 1122	W\$ 1310
----------------	-----------	----	----	----	----	-----	----------	----------



Must Specify (in this order):

- Model #
- Top Material
- Finish/Color
- Leg

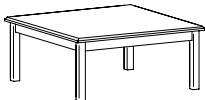
Description

- Available with Veneer (W) or HPL (P) Top, Must Specify
- Left to Right Grain Direction on Worksurface
- Hardwood Legs
- Shipped KD; Some Assembly Required
- Optional 30" Legs; See Below

Desk Base Molding Options: Must Specify and Add

SH-36	Optional 30" H Legs	\$ 203
-------	---------------------	--------

SQUARE MAGAZINE TABLE	29-3636MT	36	36	16	60	5.5	P\$ 1199	W\$ 1401
-----------------------	-----------	----	----	----	----	-----	----------	----------



Must Specify (in this order):

- Model #
- Top Material
- Finish/Color

Description

- Available with Veneer (W) or HPL (P) Top, Must Specify
- Hardwood Legs
- Shipped KD; Some Assembly Required



Wilmington/Arlington

P = HPL W = Veneer

For ordering options, see overview at the beginning of this section.

From lounge areas, to private office, to conference settings, the Bailey Collection can make a statement. Bailey tables are offered in square and rectangular cocktail tables, as well as end tables, in a wide range of veneers and laminates with two edge profiles. Pair Bailey tables with the collection's chairs, settees, sofas, and ottomans.

CONSTRUCTION

- Bases for tables are manufactured using steel frames with a chrome finish
- The wood veneer tops are made of select grade sliced Black Walnut, Cherry, Maple, or composite veneers for maximum grain and color consistency
- Veneer tops are ¾" with 1mm veneer edge bands
- Laminate tops are ¾" with 1mm PVC edge bands
- Ships fully assembled

HOW TO ORDER EXAMPLE

Model No.	Description	Example
720-3030SQ	Finish	TK

TFL (T) AND HPL (P) LAMINATE OPTIONS

WOODGRAIN

AS	Asian Night	PNW	Pinnacle Walnut
BW	Beigewood	SCH	Select Cherry
CO	Columbian Walnut	SKC	Shaker Cherry
EF	Espresso	SBP	Smoky Brown Pear
GC	Golden Cherry	TK	Studio Teak
HVM	Harvest Maple	SM	Sugar Maple
MW	Mahogany Walnut	WTA	Weathered Ash
ORW	Oak Riftwood	WC	Williamsburg Cherry

SOLID

BL	Black	PPD	Pepperdust
WH	Designer White	SG	Slate Grey
FHG	Fashion Grey	WHS	White Sand

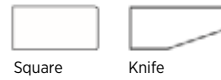
VENEER (W) OPTIONS AVAILABLE

Veneer tops feature UVAdvantage, an ultra-violet finish, on all exposed surfaces by utilizing roll-coat UV technology

AW	Artisan Walnut	MW	Mahogany Walnut
AS	Asian Night	MO	Medium Oak*
CO	Columbian Walnut	ORW	Oak Riftwood*
DC	Dark Cherry	SCH	Select Cherry
DFW	Dark Forest Walnut	SKC	Shaker Cherry
EF	Espresso	SBP	Smoky Brown Pear
FO	Fawn Oak*	SM	Sugar Maple
GC	Golden Cherry	SW	Sunglow Walnut
HVM	Harvest Maple	TT	Tavern Teak
HW	Harvest Walnut	WTA	Weathered Ash*
LW	Legacy Walnut	WC	Williamsburg Cherry

* Finish is Low Sheen

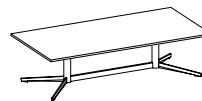
TABLE EDGE PROFILES



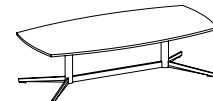
CERTIFICATIONS & COMPLIANCE

- ETL Environmental Certification
- BIFMA level® Certified
- BIFMA Compliant® Certified
- TSCA Title VI (CARB) Compliance
- US Green Building's LEED® Contribution

STATEMENT OF LINE



Rectangular
Cocktail Tables
(See Page 236)



Soft Rectangular
Cocktail Tables
(See Page 236)



Square
Cocktail Tables
(See Page 237)



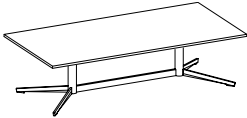
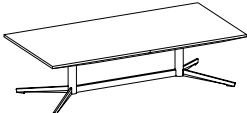
Soft Square
Cocktail Tables
(See Page 237)



Square
End Tables
(See Page 238)



Soft Square
End Tables
(See Page 238)

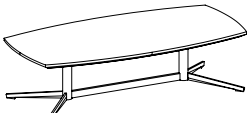
Item	Model No.		W	D	H	Ship Wt	Cubic Ft	List Price		
RECTANGULAR COCKTAIL TABLE  	SQUARE EDGE									
	720-2550RT	TFL	25	50	14	34.9	3.2	T\$	1311	
	720-2550RTH	HPL	25	50	14	34.9	3.2	P\$	1540	
	719-2550RT	Wood	25	50	14	34.9	3.2	W\$	1862	
	KNIFE EDGE									
	720-2550RTKH	HPL	25	50	14	34.9	3.2	P\$	1909	
719-2550RTK	Wood	25	50	14	34.9	3.2	W\$	1999		

Must Specify (in this order):

Model #
Finish/Color

Description

- Standard with: Chrome Base
- Table Ships Fully Assembled

Item	Model No.		W	D	H	Ship Wt	Cubic Ft	List Price		
SOFT RECTANGULAR COCKTAIL TABLE  	SQUARE EDGE									
	720-2550SRT	TFL	25	50	14	34.9	3.2	T\$	1311	
	720-2550SRTH	HPL	25	50	14	34.9	3.2	P\$	1540	
	719-2550SRT	Wood	25	50	14	34.9	3.2	W\$	1862	
	KNIFE EDGE									
	720-2550SRTKH	HPL	25	50	14	34.9	3.2	P\$	1909	
719-2550SRTK	Wood	25	50	14	34.9	3.2	W\$	1999		

Must Specify (in this order):

Model #
Finish/Color

Description

- Standard with: Chrome Base
- Table Ships Fully Assembled





Square



Knife

T = TFL P = HPL W = Veneer

For ordering options, see overview at the beginning of this section.



Item	Model No.		W	D	H	Ship Wt	Cubic Ft	List Price		
SQUARE COCKTAIL TABLE 	SQUARE EDGE									
	720-3030SQ	TFL	30	30	14	29.7	2.80	T\$	814	
	720-3030SQH	HPL	30	30	14	29.7	2.80	P\$	1104	
	719-3030SQ	Wood	30	30	14	29.7	2.80	W\$	1281	
	KNIFE EDGE									
	720-3030SQKH	HPL	30	30	14	29.7	2.80	P\$	1391	
	719-3030SQK	Wood	30	30	14	29.7	2.80	W\$	1393	

Must Specify (in this order):

Model #
Finish/Color

Description

- Standard with: Chrome Base
- Table Ships Fully Assembled

Item	Model No.		W	D	H	Ship Wt	Cubic Ft	List Price		
SOFT SQUARE COCKTAIL TABLE 	SQUARE EDGE									
	720-3030SSQ	TFL	30	30	14	29.7	2.80	T\$	814	
	720-3030SSQH	HPL	30	30	14	29.7	2.80	P\$	1104	
	719-3030SSQ	Wood	30	30	14	29.7	2.80	W\$	1281	
	KNIFE EDGE									
	720-3030SSQKH	HPL	30	30	14	29.7	2.80	P\$	1391	
	719-3030SSQK	Wood	30	30	14	29.7	2.80	W\$	1393	

Must Specify (in this order):

Model #
Finish/Color

Description

- Standard with: Chrome Base
- Table Ships Fully Assembled




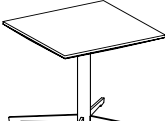
Square



Knife

T = TFL P = HPL W = Veneer

For ordering options, see overview at the beginning of this section.

Item	Model No.		W	D	H	Ship Wt	Cubic Ft	List Price		
 	SQUARE EDGE									
	720-2020ET	TFL	20	20	20	20	2.0	T\$	889	
	720-2020ETH	HPL	20	20	20	20	2.0	P\$	1103	
	719-2020ET	Wood	20	20	20	20	2.0	W\$	1170	
	KNIFE EDGE									
	720-2020ETKH	HPL	20	20	20	20	2.0	P\$	1228	
719-2020ETK	Wood	20	20	20	20	2.0	W\$	1284		

Description

- Standard with: Chrome Base
- Table Ships Fully Assembled

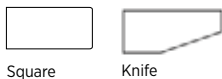
Must Specify (in this order):
Model #
Finish/Color

Item	Model No.		W	D	H	Ship Wt	Cubic Ft	List Price		
 	SQUARE EDGE									
	720-2020SET	TFL	20	20	20	20	2.0	T\$	889	
	720-2020SETH	HPL	20	20	20	20	2.0	P\$	1103	
	719-2020SET	Wood	20	20	20	20	2.0	W\$	1170	
	KNIFE EDGE									
	720-2020SETKH	HPL	20	20	20	20	2.0	P\$	1228	
719-2020SETK	Wood	20	20	20	20	2.0	W\$	1284		

Description

- Standard with: Chrome Base
- Table Ships Fully Assembled

Must Specify (in this order):
Model #
Finish/Color



T = TFL P = HPL W = Veneer

For ordering options, see overview at the beginning of this section.

The Britta Collection showcases a Mid-Century Scandinavian aesthetic with an appealing contemporary feel. Available in two edge styles and a broad range of finishes to create an inviting space with warm and energetic sensibility. Pair Britta tables with the collection's guest, single lounge, and settee options, which all feature a wall-saver design, to create an entire setting.

CONSTRUCTION

- The wood veneer table tops are 1" thick and are made of select grade sliced Walnut, Cherry, or Maple veneers for maximum grain and color consistency
- The knife edge profile features a 5-ply balanced construction with a solid hardwood rim; the square edge profile features a 3-ply balanced construction with a 3mm veneer edge band
- The aprons and legs are solid maple hardwood and ship with adjustable glides
- Ships fully assembled

HOW TO ORDER EXAMPLE

Model No.	Description	Example
231-1818ET	Finish Edge Profile	DFW K

VENEER (W) OPTIONS

Veneer tops feature UVAdvantage, an ultra-violet finish, on all exposed surfaces by utilizing roll-coat UV technology. Apron rails and table legs use a multi-step, hand finished process with a catalyzed finish.

AW	Artisan Walnut	HW	Harvest Walnut
CO	Columbian Walnut	LW	Legacy Walnut
DC	Dark Cherry	MW	Mahogany Walnut
DFW	Dark Forest Walnut	SCH	Select Cherry
EF	Espresso	SKC	Shaker Cherry
GC	Golden Cherry	SM	Sugar Maple
HVM	Harvest Maple	WC	Williamsburg Cherry

TABLE EDGE PROFILE

- Y Square Edge
- K Knife Edge



Square



Knife

CERTIFICATIONS & COMPLIANCE

- ETL Environmental Certification
- BIFMA level® Certified
- BIFMA Compliant® Certified
- TSCA Title VI (CARB) Compliance
- US Green Building's LEED® Contribution

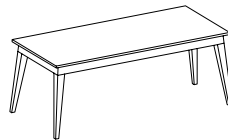
STATEMENT OF LINE



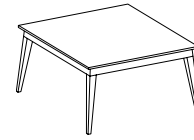
Square End Table
231-1818ET
(See Page 240)



Square Cocktail Table
231-2323SCT
(See Page 240)



Rectangular Cocktail Table
231-4723RCT
(See Page 240)



Square Cocktail Table
231-3535SCT
(See Page 240)

Item	Model No.		W	D	H	Ship Wt	Cubic Ft	List Price	
END TABLE	231-1818ET	Square Edge	18	18	20	18	10.8	Y\$	1310
		Knife Edge						K\$	1676



Must Specify (in this order):

Model #
Finish
Edge

Description

- Standard with: Adjustable Glides
- Specify Square (Y) or Knife (K) Edge
- Ships Fully Assembled

SMALL SQUARE COCKTAIL TABLE	231-2323SCT	Square Edge	23	23	16	21	10.8	Y\$	1339
		Knife Edge						K\$	1716



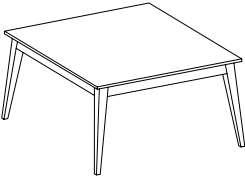
Must Specify (in this order):

Model #
Finish
Edge

Description

- Standard with: Adjustable Glides
- Specify Square (Y) or Knife (K) Edge
- Ships Fully Assembled

SQUARE COCKTAIL TABLE	231-3535SCT	Square Edge	34 $\frac{7}{8}$	34 $\frac{7}{8}$	16	45	25.7	Y\$	1604
		Knife Edge						K\$	2060



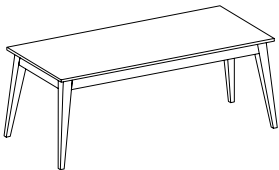
Must Specify (in this order):

Model #
Finish
Edge

Description

- Standard with: Adjustable Glides
- Specify Square (Y) or Knife (K) Edge
- Ships Fully Assembled

RECTANGULAR COCKTAIL TABLE	231-4723RCT	Square Edge	46 $\frac{7}{8}$	23	16	36	23.1	Y\$	1570
		Knife Edge						K\$	2019



Must Specify (in this order):

Model #
Finish
Edge

Description

- Standard with: Adjustable Glides
- Specify Square (Y) or Knife (K) Edge
- Ships Fully Assembled



Square



Knife

For ordering options, see overview at the beginning of this section.

Always stylish, comfortable and effortlessly adaptable, Canvas enlivens environments with refined aesthetics. Project a fresh, polished attitude with our enhanced selection of multidimensional components. Your creation of an ultra-functional workspace is limited only by your imagination.

CONSTRUCTION

- Exposed surfaces are produced from wood-grained or solid color laminates fused to a particle-board core.
- TFL chassis are fastened by screws and heavy-duty metal fasteners
- Tops are 1" thick thermally-fused (TFL) or high-pressure (HPL) laminate using 3mm PVC rims on profiled edges Grain direction runs left to right
- Slab ends come standard with adjustable levelers
- Ships fully assembled

HOW TO ORDER EXAMPLE

Model No.	Description	Example
66-2424ET	Top Material	T
	Top Color	PPD
	Edge Profile	F
	Chassis Color	WTA

TFL (T) AND HPL (P) LAMINATE OPTIONS

WOODGRAIN

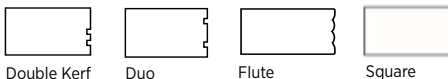
AS	Asian Night	PNW	Pinnacle Walnut
BW	Beigewood	SCH	Select Cherry
CO	Columbian Walnut	SKC	Shaker Cherry
EF	Espresso	SBP	Smoky Brown Pear
GC	Golden Cherry	TK	Studio Teak
HVM	Harvest Maple	SM	Sugar Maple
MW	Mahogany Walnut	WTA	Weathered Ash
ORW	Oak Riftwood	WC	Williamsburg Cherry

SOLID

BL	Black	PPD	Pepperdust
WH	Designer White	SG	Slate Grey
FHG	Fashion Grey	WHS	White Sand

TABLE EDGE PROFILE

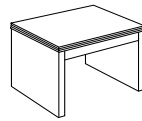
F	Double Kerf
G	Duo
X	Flute
Y	Square



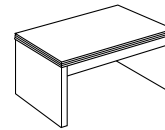
CERTIFICATIONS & COMPLIANCE

- ETL Environmental Certification
- BIFMA level® Certified
- BIFMA Compliant® Certified
- TSCA Title VI (CARB) Compliance
- US Green Building's LEED® Contribution

STATEMENT OF LINE

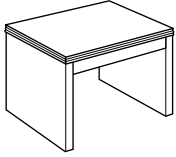


End Table
66-2424ET
(See Page 242)



Magazine Table
66-2442MT
(See Page 242)

Item	Model No.		W	D	H	Ship Wt	Cubic Ft	List Price	
END TABLE	66-2424ET	TFL	24	24	22	65	9.4	T\$	894
		HPL						P\$	1027



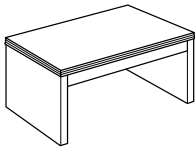
Must Specify (in this order):

- Model #
- Top Material
- Top Color
- Edge
- Chassis Color

Description

- Standard with: TFL Slab Ends and Apron Rail, with Adjustable Glides
- Available in Contrasting Top and Chassis Color
- Choose from TFL (T) or HPL (P) Top
- Ships Fully Assembled

MAGAZINE TABLE	66-2442MT	TFL	42	24	16	70	11.9	T\$	943
		HPL						P\$	1104

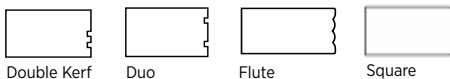


Must Specify (in this order):

- Model #
- Top Material
- Top Color
- Edge
- Chassis Color

Description

- Standard with: TFL Slab Ends and Apron Rail, with Adjustable Glides
- Available in Contrasting Top and Chassis Color
- Choose from TFL (T) or HPL (P) Top
- Ships Fully Assembled



T=TFL P=HPL

For ordering options, see overview at the beginning of this section.

Carefully matched select veneer tops with solid hardwood legs and aprons form a collection of beautiful wood tables suitable for nearly any application.

CONSTRUCTION

- Constructed of a 5-ply veneer top, 1½" thick
- Legs are solid Maple hardwood and ship with nylon glides
- Aprons are steam bent with Maple veneer faces
- Grain direction runs left to right
- Elliptical Magazine and Rounded End Tables ship fully assembled; all other models require some assembly

HOW TO ORDER EXAMPLE

Model No.	Description	Example
294-4222EMT	Finish	HVM

VENEER (W) OPTIONS

Veneer tops feature UVAdvantage, an ultra-violet finish, on all exposed surfaces by utilizing roll-coat UV technology. Apron rails and table legs use a multi-step, hand finished process with a catalyzed finish

AW	Artisan Walnut	HW	Harvest Walnut
CO	Columbian Walnut	LW	Legacy Walnut
DC	Dark Cherry	MW	Mahogany Walnut
DFW	Dark Forest Walnut	SCH	Select Cherry
EF	Espresso	SKC	Shaker Cherry
GC	Golden Cherry	SM	Sugar Maple
HVM	Harvest Maple	WC	Williamsburg Cherry

TABLE EDGE PROFILE

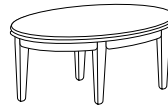


Phoenix


CERTIFICATIONS & COMPLIANCE

- ETL Environmental Certification
- BIFMA level® Certified
- BIFMA Compliant® Certified
- TSCA Title VI (CARB) Compliance
- US Green Building's LEED® Contribution

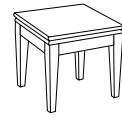
STATEMENT OF LINE



Elliptical
Magazine Table
294-4222EMT
(See Page 244)



Magazine Table
294-4222MT
(See Page 244)




Lamp Table
294-2222LT
(See Page 244)



End Table
294-2622ET
(See Page 244)



Rounded End Table
294-2222RET
(See Page 244)



Console Table
294-4216CT
(See Page 244)

Item	Model No.	W	D	H	Ship Wt	Cubic Ft	List Price
ELLIPTICAL MAGAZINE TABLE	294-4222EMT	42	22	16	48	14.4	\$ 2726

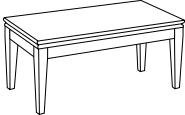
**Description**

- Ships Assembled

Must Specify (in this order):

Model #
Finish

MAGAZINE TABLE	294-4222MT	42	22	16	33	3.7	\$ 1758
----------------	------------	----	----	----	----	-----	---------

**Description**

- Ships KD; Some Assembly Required

Must Specify (in this order):

Model #
Finish

LAMP TABLE	294-2222LT	22	22	22	27	2.4	\$ 1342
------------	------------	----	----	----	----	-----	---------

**Description**

- Ships KD; Some Assembly Required

Must Specify (in this order):

Model #
Finish

END TABLE	294-2622ET	26	22	22	36	2.8	\$ 1414
-----------	------------	----	----	----	----	-----	---------

**Description**

- Ships KD; Some Assembly Required

Must Specify (in this order):

Model #
Finish

ROUNDED END TABLE	294-2222RET	22	22	22	24	2.4	\$ 1861
-------------------	-------------	----	----	----	----	-----	---------


**Description**

- Ships Assembled

Must Specify (in this order):

Model #
Finish

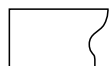
CONSOLE TABLE	294-4216CT	42	16	30	36	3.9	\$ 1676
---------------	------------	----	----	----	----	-----	---------

**Description**

- Ships KD; Some Assembly Required

Must Specify (in this order):

Model #
Finish



Phoenix

For ordering options, see overview at the beginning of this section.

A foundational suite of casegoods and tables primed to evolve with your needs. Gesso allows you to combine luxurious veneers, top grade laminates and other materials to create stylish, reconfigurable work spaces.

CONSTRUCTION

- Exposed surfaces feature select grade plain sliced hardwood veneers in Cherry, Maple, American Black Walnut, White Oak, or composite veneers
- Veneer and standard high pressure laminate tops are 3-ply balanced construction and 1 $\frac{3}{8}$ " thick, with 3mm wood edge-banded rims contoured to the selected profile
- Grain direction runs left to right
- All units ship with heavy duty, adjustable leveling glides to ensure proper leveling and compensation for uneven floors
- Ships fully assembled

HOW TO ORDER EXAMPLE

Model No.	Description	Example
65-2424ET	Top Material	W
	Finish	LW
	Edge Profile	G

VENEER (W) OPTIONS

Veneer tops feature UVAdvantage, an ultra-violet finish, on all exposed surfaces by utilizing roll-coat UV technology.

AW	Artisan Walnut	MW	Mahogany Walnut
AS	Asian Night	MO	Medium Oak*
CO	Columbian Walnut	ORW	Oak Riftwood*
DC	Dark Cherry	SCH	Select Cherry
DFW	Dark Forest Walnut	SKC	Shaker Cherry
EF	Espresso	SBP	Smoky Brown Pear
FO	Fawn Oak*	SM	Sugar Maple
GC	Golden Cherry	SW	Sunglow Walnut
HVM	Harvest Maple	TT	Tavern Teak
HW	Harvest Walnut	WTA	Weathered Ash*
LW	Legacy Walnut	WC	Williamsburg Cherry

* Finish is Low Sheen

HPL (P) LAMINATE OPTIONS

WOODGRAIN

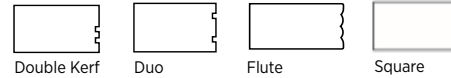
AS	Asian Night	PNW	Pinnacle Walnut
BW	Beigewood	SCH	Select Cherry
CO	Columbian Walnut	SKC	Shaker Cherry
EF	Espresso	SBP	Smoky Brown Pear
GC	Golden Cherry	TK	Studio Teak
HVM	Harvest Maple	SM	Sugar Maple
MW	Mahogany Walnut	WTA	Weathered Ash
ORW	Oak Riftwood	WC	Williamsburg Cherry

SOLID

BL	Black	PPD	Pepperdust
WH	Designer White	SG	Slate Grey
FHG	Fashion Grey	WHS	White Sand

TABLE EDGE PROFILE

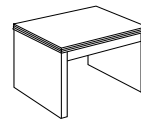
F	Double Kerf
G	Duo
X	Flute
Y	Square



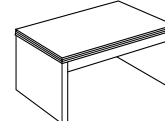
CERTIFICATIONS & COMPLIANCE

- ETL Environmental Certification
- BIFMA level® Certified
- BIFMA Compliant® Certified
- TSCA Title VI (CARB) Compliance
- US Green Building's LEED® Contribution

STATEMENT OF LINE

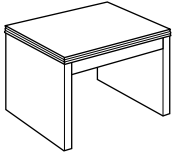


End Table
65-2424ET
(See Page 246)



Magazine Table
65-2442MT
(See Page 246)

Item	Model No.		W	D	H	Ship Wt	Cubic Ft	List Price	
END TABLE	65-2424ET	HPL Veneer	24	24	22	65	9.4	W/P\$	1486



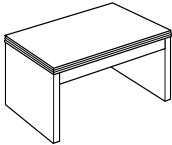
Must Specify (in this order):

- Model #
- Top Material
- Finish/Color
- Edge

Description

- Standard with: Veneer Slab Ends and Apron Rail, with Adjustable Glides
- Choose from HPL (P) or Veneer (W) Top; Must Specify
- Ships Fully Assembled

MAGAZINE TABLE	65-2442MT	HPL Veneer	42	24	16	70	11.9	W/P\$	1565
----------------	-----------	---------------	----	----	----	----	------	-------	------

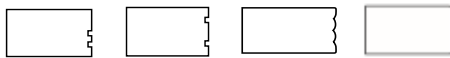


Must Specify (in this order):

- Model #
- Top Material
- Finish/Color
- Edge

Description

- Standard with: Veneer Slab Ends and Apron Rail, with Adjustable Glides
- Choose from HPL (P) or Veneer (W) Top; Must Specify
- Ships Fully Assembled



Double Kerf Duo Flute Square

P = HPL W = Veneer

For ordering options, see overview at the beginning of this section.

Inspiration is designed to bring function and style to open area workspaces. Freestanding lamp and magazine tables complete waiting areas, welcoming lobbies, or office spaces. Pair Inspiration tables with the complementing guest, tandem, and bariatric seating to give guests a stylish and comfortable sitting area.

CONSTRUCTION

- Exposed wood components are manufactured using European Beech and are free of spirits, discoloration, pits, shakes, and wormholes
- Constructed with 3-ply veneer tops, 1 $\frac{3}{16}$ " thick, featuring a self edge
- Joints are double-doweled or mortised and tenoned, screwed, and glued for maximum strength and durability
- Aprons are 3-ply veneer hardwood faces
- Frames are individually hand assembled and sanded prior to being finished
- Non-marring nylon glides included in each leg at floor level
- Some assembly required

HOW TO ORDER EXAMPLE

Model No.	Description	Example
48-2424LT	Finish	TT

WOOD FINISHES

Indiana Furniture uses a multi-step, hand finishing process on all exposed wood surfaces.

Tables feature a catalyzed varnish finish which offers durability, lasting beauty, and resistance to normal wear.

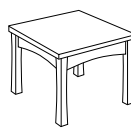
AW Artisan Walnut	MW Mahogany Walnut
AS Asian Night	MO Medium Oak*
BW Beigewood*	ORW Oak Riftwood*
BL Black	PNW Pinnacle Walnut
CO Columbian Walnut	SCH Select Cherry
DC Dark Cherry	SKC Shaker Cherry
DFW Dark Forest Walnut*	SBP Smoky Brown Pear*
WH Designer White	TK Studio Teak
EF Espresso	SM Sugar Maple
FO Fawn Oak*	SW Sunglow Walnut
GC Golden Cherry	TT Tavern Teak*
HVM Harvest Maple*	WTA Weathered Ash*
HW Harvest Walnut	WC Williamsburg Cherry
LW Legacy Walnut	

* Finish is Low Sheen


CERTIFICATIONS & COMPLIANCE

- ETL Environmental Certification
- BIFMA level® Certified
- BIFMA Compliant® Certified
- TSCA Title VI (CARB) Compliance
- US Green Building's LEED® Contribution

STATEMENT OF LINE

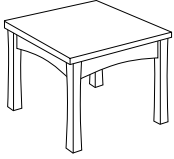


Lamp Table
48-2424LT
(See Page 248)



Magazine Table
48-1836MT
(See Page 248)

Item	Model No.	W	D	H	Ship Wt	Cubic Ft	List Price
LAMP TABLE	48-2424LT	24	24	21¾	27	3.0	\$ 1306



Description

- Ships KD; Some Assembly Required

Must Specify (in this order):

Model #
Finish

MAGAZINE TABLE	48-1836MT	36	18	15¾	28	2.8	\$ 1213
----------------	-----------	----	----	-----	----	-----	---------


Description

- Ships KD; Some Assembly Required

Must Specify (in this order):

Model #
Finish

For ordering options, see overview at the beginning of this section.

Open spaces really come together with Isla Lounge & Tables Collection. Create conversation settings or private areas by mixing components to fit the space and needs of the environment. Power and data options keep everyone working on-the-go.

CONSTRUCTION

- External wood parts are kiln-dried hardwoods; internal parts are structurally engineered plywood; European Beech on legs
- Joints are double-doweled or mortised and tenoned, screwed, and glued for maximum strength and durability
- Tops are ¾" thick on occasional tables, 1" thick on Laminate tops, and 1 ⅜" on Veneer tops
- Non-marring adjustable nylon guides included in each leg at floor level
- Ships fully assembled

HOW TO ORDER EXAMPLES

378-1626ET	Top Material	T
	Finish	AS
	Upholstery	Mayer Fedora Topaz
	Leg	WLEG, AS
	Power	PWRUSBA

TFL (T) LAMINATE TABLE TOP OPTIONS

WOODGRAIN

AS	Asian Night	PNW	Pinnacle Walnut
BW	Beigewood	SCH	Select Cherry
CO	Columbian Walnut	SKC	Shaker Cherry
EF	Espresso	SBP	Smoky Brown Pear
GC	Golden Cherry	TK	Studio Teak
HVM	Harvest Maple	SM	Sugar Maple
MW	Mahogany Walnut	WTA	Weathered Ash
ORW	Oak Riftwood	WC	Williamsburg Cherry

SOLID

BL	Black	PPD	Pepperdust
WH	Designer White	SG	Slate Grey
FHG	Fashion Grey	WHS	White Sand

VENEER (W) TABLE TOP OPTIONS

Veneer tops feature UVAdvantage, an ultra-violet finish, on all exposed surfaces by utilizing roll-coat UV technology.

AW	Artisan Walnut	MW	Mahogany Walnut
AS	Asian Night	MO	Medium Oak*
CO	Columbian Walnut	ORW	Oak Riftwood*
DC	Dark Cherry	SCH	Select Cherry
DFW	Dark Forest Walnut	SKC	Shaker Cherry
EF	Espresso	SBP	Smoky Brown Pear
FO	Fawn Oak*	SM	Sugar Maple
GC	Golden Cherry	SW	Sunglow Walnut
HVM	Harvest Maple	TT	Tavern Teak
HW	Harvest Walnut	WTA	Weathered Ash*
LW	Legacy Walnut	WC	Williamsburg Cherry

* Finish is Low Sheen

SOLID SURFACE (S) TABLE TOP OPTIONS

AR	Arroyo	SNW	Snow White
PE	Pebble Beach	SN	Starry Night
SE	Sedona	TN	Tundra

SOLID SURFACE EDGE PROFILE OPTIONS

SI Straight



Straight

LEG OPTIONS

WLEG	Wood Leg, Specify Finish	Std
CLEG	Chrome Leg	\$ N/C
PLEG	Aluminum Leg	\$ N/C

LEG WOOD FINISHES

Indiana Furniture uses a multi-step, hand-finishing process on all exposed wood frames. Legs feature a catalyzed varnish finish offering durability, lasting beauty, and resistance to normal wear.

AW	Artisan Walnut	MW	Mahogany Walnut
AS	Asian Night	MO	Medium Oak*
BW	Beigewood*	ORW	Oak Riftwood*
BL	Black	PNW	Pinnacle Walnut
CO	Columbian Walnut	SCH	Select Cherry
DC	Dark Cherry	SKC	Shaker Cherry
DFW	Dark Forest Walnut*	SBP	Smoky Brown Pear*
WH	Designer White	TK	Studio Teak
EF	Espresso	SM	Sugar Maple
FO	Fawn Oak*	SW	Sunglow Walnut
GC	Golden Cherry	TT	Tavern Teak*
HVM	Harvest Maple*	WTA	Weathered Ash*
HW	Harvest Walnut	WC	Williamsburg Cherry
LW	Legacy Walnut		

* Finish is Low Sheen

UPHOLSTERY OPTIONS

Available in single upholstery in a wide variety of graded-in or contract options, including fabric, vinyl, and leather.

POWER OPTIONS

PWRUSBA	Power and Two USB Ports, Aluminum	\$ 805
---------	-----------------------------------	--------

CERTIFICATIONS & COMPLIANCE

- CAL 117-2013 Compliance
- ETL Environmental Certification
- BIFMA level® Certified
- BIFMA Compliant® Certified
- TSCA Title VI (CARB) Compliance
- US Green Building's LEED® Contribution

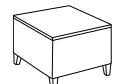
STATEMENT OF LINE



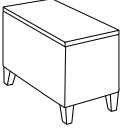
End Table
378-1626ET
(See Page 250)



Lamp Table
378-2226ET
(See Page 250)



Magazine Table
378-2626MT
(See Page 250)

Item	Model No.		W	D	H	Ship Wt	Cubic Ft	List Price
END TABLE 	378-1626ET	TFL	16	26½	15½	42	11.0	T\$ 873
		Veneer						W\$ 972
		Solid Surface						S\$ 1599

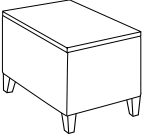
Must Specify (in this order):

- Model #
- Surface Material
- Finish/Color
- Fabric
- Leg/Color
- Optional Power

Description

- Standard with: Upholstered Chassis and Wood Legs
- Choose TFL (T), Veneer (W), or Solid Surface (S) Top
- Add Upholstery Grade Pricing to Top Material Price
- Optional Leg and Power

Add List Price/Grade	Yards	COM/1	2	3	4	5	6	7	8	9	10	L1	L2
Single Upholstery	1.00	\$ 0	48	87	126	185	246	332	420	525	645	301	429

LAMP TABLE 	378-2226ET	TFL	22	26½	15½	48	12.0	T\$ 916
		Veneer						W\$ 1124
		Solid Surface						S\$ 1893

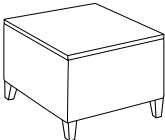
Must Specify (in this order):

- Model #
- Surface Material
- Finish/Color
- Fabric
- Leg/Color
- Optional Power

Description

- Standard with: Upholstered Chassis and Wood Legs
- Choose TFL (T), Veneer (W), or Solid Surface (S) Top
- Add Upholstery Grade Pricing to Top Material Price
- Optional Leg and Power

Add List Price/Grade	Yards	COM/1	2	3	4	5	6	7	8	9	10	L1	L2
Single Upholstery	1.00	\$ 0	48	87	126	185	246	332	420	525	645	301	429

MAGAZINE TABLE 	378-2626MT	TFL	26½	26½	15½	57	15.0	T\$ 969
		Veneer						W\$ 1191
		Solid Surface						S\$ 2152

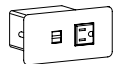
Must Specify (in this order):

- Model #
- Surface Material
- Finish/Color
- Fabric
- Leg/Color
- Optional Power

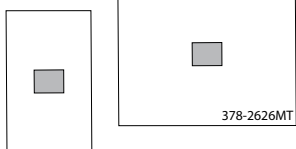
Description

- Standard with: Upholstered Chassis and Ganging Hardware
- Choose TFL (T), Veneer (W), or Solid Surface (S) Top
- Add Upholstery Grade Pricing to Top Material Price
- Optional Leg and Power

Add List Price/Grade	Yards	COM/1	2	3	4	5	6	7	8	9	10	L1	L2
Single Upholstery	1.00	\$ 0	48	87	126	185	246	332	420	525	645	301	429



1 Electrical Power and 2 USB Outlets



Power is centered into End, Lamp, and Magazine Tables, as shown above

T = TFL W = Veneer S = Solid Surface

For ordering options, see overview at the beginning of this section.

Jefferson echoes history and creates a timeless foundation for today's sophisticated work place. Finely crafted in select solids with walnut veneers, the tailored details of this collection accentuate our expert craftsmanship and perfect attention to detail.

CONSTRUCTION

- Veneers on exposed surfaces are select grade sliced American Black Walnut and Cherry are carefully selected and matched to assure proper balance and consistency
- Veneer and HPL tops featuring the C2 tops are 5-ply balanced construction, 1 $\frac{3}{16}$ " thick, with solid hardwood mitered rims
- Grain direction runs left to right
- All units ship with heavy duty, adjustable leveling glides to ensure proper leveling and compensation for uneven floors
- Ships KD; some assembly required

HOW TO ORDER EXAMPLE

Model No.	Description	Example
46-1824ET	Top Material	W
	Finish	LW

VENEER (W) AND PREMIUM VENEER (PV) OPTIONS

Veneer tops feature UVAdvantage, an ultra-violet finish, on all exposed surfaces by utilizing roll-coat UV technology. Apron rails and table legs use a multi-step, hand finished process with a catalyzed finish.

AW	Artisan Walnut	HW	Harvest Walnut
CO	Columbian Walnut	LW	Legacy Walnut
DC	Dark Cherry	MW	Mahogany Walnut
DFW	Dark Forest Walnut	SCH	Select Cherry
EW	Espresso	SKC	Shaker Cherry
GC	Golden Cherry	WC	Williamsburg Cherry

HPL (P) TOP OPTIONS

WOODGRAIN

CO	Columbian Walnut	SCH	Select Cherry
EF	Espresso	SKC	Shaker Cherry
GC	Golden Cherry	WC	Williamsburg Cherry
MW	Mahogany Walnut		

TABLE EDGE PROFILE

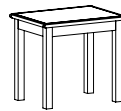


C2

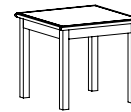
CERTIFICATIONS & COMPLIANCE

- ETL Environmental Certification
- BIFMA level® Certified
- BIFMA Compliant® Certified
- TSCA Title VI (CARB) Compliance
- US Green Building's LEED® Contribution

STATEMENT OF LINE



End Table
46-1824ET
(See Page 252)

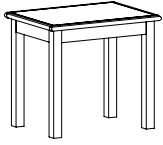


Lamp Table
46-2424LT
(See Page 252)



Magazine Table
46-1847MT
(See Page 252)

Item	Model No.	W	D	H	Ship Wt	Cubic Ft	List Price
END TABLE	46-1824ET	24	18	21 ²⁵ / ₃₂	27	2.0	W/P\$ 1236 PV\$ 1385

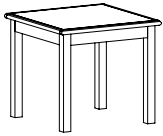
**Description**

- Available with Veneer (PV/W) or HPL (P) Top, Must Specify
- Hardwood Legs
- Shipped KD; Some Assembly Required

Must Specify (in this order):

Model #
Top Material
Finish/Color

LAMP TABLE	46-2424LT	24	24	21 ²⁵ / ₃₂	37	3.3	W/P\$ 1574 PV\$ 1763
------------	-----------	----	----	----------------------------------	----	-----	-------------------------

**Description**

- Available with Veneer (PV/W) or HPL (P) Top, Must Specify
- Hardwood Legs
- Shipped KD; Some Assembly Required

Must Specify (in this order):

Model #
Top Material
Finish/Color

MAGAZINE TABLE	46-1847MT	47	18	15 ²⁵ / ₃₂	42	3.4	W/P\$ 1486 PV\$ 1665
----------------	-----------	----	----	----------------------------------	----	-----	-------------------------

**Description**

- Available with Veneer (PV/W) or HPL (P) Top, Must Specify
- Hardwood Legs
- Optional 30"H Legs
- Ships KD; Some Assembly Required

Must Specify (in this order):

Model #
Top Material
Finish/Color
Leg

Leg Option: Specify & Add

SH-46	30"H Legs	20	0.9	\$ 203
-------	-----------	----	-----	--------



C2

P = HPL W = Veneer

For ordering options, see overview at the beginning of this section.

Discover the perfect table collection that goes anywhere. With a mix of materials, Jot complements a diverse range of interiors from ultra modern to classic. Its metal base, available in five refreshed colors, supports tops in solid surface, veneer, or laminate. Scaled for a perfect fit, Jot makes a great first impression front and center or corner-tucked for convenient storage. Jot's UV Advantage finish features a crystal clear topcoat developed for durability in high traffic areas.

CONSTRUCTION

- Veneer tops are ¾" thick with veneer edge bands; made of select grade, sliced Black Walnut, Cherry, Maple, or Composite species
- TFL tops are ¾" thick with a 1mm PVC edge band
- Solid surface tops are ¾" thick and are available in six colors and two edge profiles
- Bases are manufactured using ¾" steel frames and powder coated in your choice of five standard colors
- Joints on bases are mitered and fully welded for maximum strength and durability
- Tops are securely fastened to the bases with metal screws
- Ships fully assembled

HOW TO ORDER EXAMPLES

410-1412AT	Top Material	T
	Finish	TK
	Edge Detail (if applicable)	-
	Metal Base Color	ALUM

TFL (T) LAMINATE TABLE TOP OPTIONS

WOODGRAIN

AS	Asian Night	PNW	Pinnacle Walnut
BW	Beigewood	SCH	Select Cherry
CO	Columbian Walnut	SKC	Shaker Cherry
EF	Espresso	SBP	Smoky Brown Pear
GC	Golden Cherry	TK	Studio Teak
HVM	Harvest Maple	SM	Sugar Maple
MW	Mahogany Walnut	WTA	Weathered Ash
ORW	Oak Riftwood	WC	Williamsburg Cherry

SOLID

BL	Black	PPD	Pepperdust
WH	Designer White	SG	Slate Grey
FHG	Fashion Grey	WHS	White Sand

VENEER (W) TABLE TOP OPTIONS

Tops feature UVAdvantage, an ultra-violet finish, on all exposed surfaces by utilizing roll-coat UV technology.

AW	Artisan Walnut	MW	Mahogany Walnut
AS	Asian Night	MO	Medium Oak*
CO	Columbian Walnut	ORW	Oak Riftwood*
DC	Dark Cherry	SCH	Select Cherry
DFW	Dark Forest Walnut	SKC	Shaker Cherry
EF	Espresso	SBP	Smoky Brown Pear
FO	Fawn Oak*	SM	Sugar Maple
GC	Golden Cherry	SW	Sunglow Walnut
HVM	Harvest Maple	TT	Tavern Teak
HW	Harvest Walnut	WTA	Weathered Ash*
LW	Legacy Walnut	WC	Williamsburg Cherry

* Finish is Low Sheen

SOLID SURFACE (S) TABLE TOP OPTIONS

AR	Arroyo	SNW	Snow White
PE	Pebble Beach	SN	Starry Night
SE	Sedona	TN	Tundra

SOLID SURFACE EDGE PROFILE OPTIONS

S1	Straight
S2	Roman

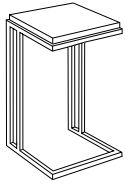


METAL BASE OPTIONS

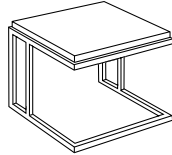
ALUM	Aluminum
MIST	Mist
NOIR	Noir
OYST	Oyster
SUGC	Sugar Cookie

CERTIFICATIONS & COMPLIANCE

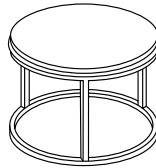
- ETL Environmental Certification
- BIFMA level® Certified
- BIFMA Compliant® Certified
- TSCA Title VI (CARB) Compliance
- US Green Building's LEED® Contribution



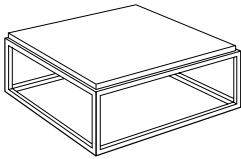
Auxiliary Table
410-1412AT
(See Page 255)



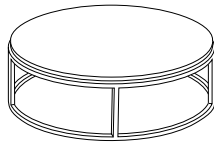
Square End Tables
410-1818ET: 18"
410-2424ET: 24"
(See Page 255)



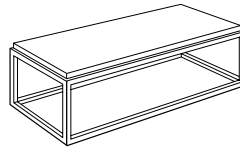
Circular End Table
410-2020CT
(See Page 255)



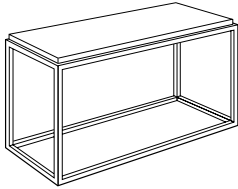
Square Cocktail Table
410-3636SQ
(See Page 255)



Circular Cocktail Table
410-3636CT
(See Page 568)

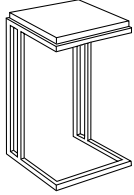


Rectangular Cocktail Table
410-2248MT
(See Page 256)



Console Table
410-1848ST
(See Page 256)

Item	Model No.		W	D	H	Ship Wt	Cubic Ft	List Price
AUXILIARY TABLE	410-1412AT	TFL	12½	14	26½	46	8.6	T\$ 1183
		Veneer						W\$ 1329
		Solid Surface						S\$ 2157



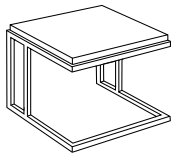
Must Specify (in this order):

Model #
Top Material
Finish/Color
Edge Profile (if applicable)
Base Color

Description

- Standard with: Decorative Metal Base and Nylon Glides
- Select Your Choice of TFL (T), Veneer (W), or Solid Surface (S) Top

Item	Model No.		W	D	H	Ship Wt	Cubic Ft	List Price
SQUARE END TABLE	410-2424ET	TFL	24	24	20	46	8.6	T\$ 1167
		Veneer						W\$ 1425
		Solid Surface						S\$ 2523
	410-1818ET	TFL	18	18	20	34	5.1	T\$ 1089
		Veneer						W\$ 1284
		Solid Surface						S\$ 2098



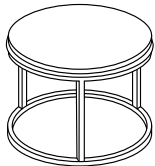
Must Specify (in this order):

Model #
Top Material
Finish/Color
Edge Profile (if applicable)
Base Color

Description

- Standard with: Decorative Metal Base and Nylon Glides
- Select Your Choice of TFL (T), Veneer (W), or Solid Surface (S) Top

Item	Model No.		W	D	H	Ship Wt	Cubic Ft	List Price
CIRCULAR END TABLE	410-2020CT	TFL	20	20	20	36	6.2	T\$ 1058
		Veneer						W\$ 1351
		Solid Surface						S\$ 3943



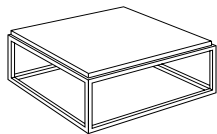
Must Specify (in this order):

Model #
Top Material
Finish/Color
Edge Profile (if applicable)
Base Color

Description

- Standard with: Decorative Metal Base and Adjustable Levelers
- Select Your Choice of TFL (T), Veneer (W), or Solid Surface (S) Top

Item	Model No.		W	D	H	Ship Wt	Cubic Ft	List Price
SQUARE COCKTAIL TABLE	410-3636SQ	TFL	36	36	15	68	13.4	T\$ 1398
		Veneer						W\$ 1691
		Solid Surface						S\$ 4184



Must Specify (in this order):

Model #
Top Material
Finish/Color
Edge Profile (if applicable)
Base Color

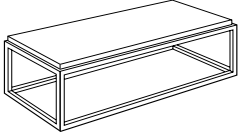
Description

- Standard with: Decorative Metal Base and Nylon Glides
- Select Your Choice of TFL (T), Veneer (W), or Solid Surface (S) Top

T = TFL W = Veneer S = Solid Surface

For ordering options, see overview at the beginning of this section.

Item	Model No.		W	D	H	Ship Wt	Cubic Ft	List Price
RECTANGULAR COCKTAIL TABLE	410-2248MT	TFL	48	22	15	92	11.0	T\$ 1332
		Veneer						W\$ 1576
		Solid Surface						S\$ 3423



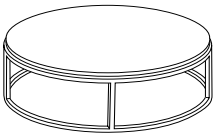
Must Specify (in this order):

Model #
Top Material
Finish/Color
Edge Profile (if applicable)
Base Color

Description

- Standard with: Decorative Metal Base and Nylon Glides
- Select Your Choice of TFL (T), Veneer (W), or Solid Surface (S) Top

CIRCULAR COCKTAIL TABLE	410-3636CT	TFL	36	36	15	68	13.4	T\$ 1321
		Veneer						W\$ 1680
		Solid Surface						S\$ 6026



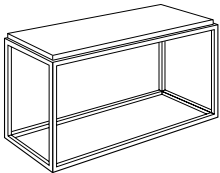
Must Specify (in this order):

Model #
Top Material
Finish/Color
Edge Profile (if applicable)
Base Color

Description

- Standard with: Decorative Metal Base and Adjustable Levelers
- Select Your Choice of TFL (T), Veneer (W), or Solid Surface (S) Top

CONSOLE TABLE	410-1848ST	TFL	48	18	28	86	17.4	T\$ 1433
		Veneer						W\$ 1704
		Solid Surface						S\$ 3245



Must Specify (in this order):

Model #
Top Material
Finish/Color
Edge Profile (if applicable)
Base Color

Description

- Standard with: Decorative Metal Base and Adjustable Levelers
- Select Your Choice of TFL (T), Veneer (W), or Solid Surface (S) Top

T = TFL W = Veneer S = Solid Surface

For ordering options, see overview at the beginning of this section.

Create a variety of looks from refined transitional to clean contemporary with an abundance of finishes and edge details. Madera features ultra violet finish for long lasting beauty in corporate environments, as well as a premium veneer option, which offers a grade of veneer exceeding the general commercial market standards.

CONSTRUCTION

- Choose from premium veneer or select veneer on exposed surfaces in American Black Walnut, White Oak, Cherry, or Maple species
- Veneer tops are available in the 6 edge profiles and have a 5-ply balanced construction, 1 $\frac{3}{16}$ " thick, with hardwood rims
- High pressure laminate (HPL) tops have a 3-ply balanced construction, 1 $\frac{3}{16}$ " thick, with solid hardwood rims
- Grain direction runs left to right
- All units ship with heavy duty, adjustable leveling glides to ensure proper leveling and compensation for uneven floors
- Ships fully assembled

HOW TO ORDER EXAMPLE

Model No.	Description	Example
14-1824ET	Top Material	W
	Finish	AW
	Edge Profile	X

VENEER (W) AND PREMIUM VENEER (PV) OPTIONS

Veneer tops feature UVAdvantage, an ultra-violet finish, on all exposed surfaces by utilizing roll-coat UV technology.

AW	Artisan Walnut	HW	Harvest Walnut
CO	Columbian Walnut	LW	Legacy Walnut
DC	Dark Cherry	MW	Mahogany Walnut
DFW	Dark Forest Walnut	MO	Medium Oak*
EF	Espresso	SCH	Select Cherry
FO	Fawn Oak*	SKC	Shaker Cherry
GC	Golden Cherry	SM	Sugar Maple
HVM	Harvest Maple	WC	Williamsburg Cherry

* Finish is Low Sheen

HPL (P) LAMINATE OPTIONS

CO	Columbian Walnut	SCH	Select Cherry
EF	Espresso	SKC	Shaker Cherry
GC	Golden Cherry	SM	Sugar Maple
HVM	Harvest Maple	WC	Williamsburg Cherry
MW	Mahogany Walnut		

TABLE EDGE PROFILE


B	Bevel
D	Bullnose
X	Flute
A	Radius
Y	Square
E	Tri-Round



Bevel



Bullnose




Flute



Radius



Square

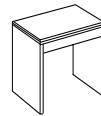


Tri-Round

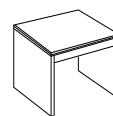
CERTIFICATIONS & COMPLIANCE

- ETL Environmental Certification
- BIFMA level® Certified
- BIFMA Compliant® Certified
- TSCA Title VI (CARB) Compliance
- US Green Building's LEED® Contribution

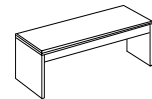
STATEMENT OF LINE



End Table
14-1824ET
(See Page 258)

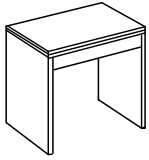


Lamp Table
14-2828LT
(See Page 258)



Magazine Table
14-1847MT
(See Page 258)

Item	Model No.		W	D	H	Ship Wt	Cubic Ft	List Price	
END TABLE	14-1824ET	Veneer or HPL	24	18	21 $\frac{1}{16}$	48	7.6	W/P\$	1244
		Premium Veneer						PV\$	1456



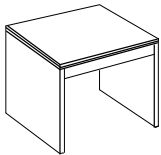
Description

- Standard with: Left to Right Grain Direction on Worksurface, Vertical Grain Direction on Solid End Panels
- Available in Premium Veneer (PV) or Standard Veneer (W); Must Specify
- Available with Veneer (PV/W) or HPL (P) Top; Must Specify
- Ships Assembled

Must Specify (in this order):

- Model
- Premium or Standard Veneer
- Chassis
- Top Surface Material
- Finish/Color
- Edge Profile

LAMP TABLE	14-2828LT	Veneer or HPL	28	28	21 $\frac{1}{16}$	56	12.3	W/P\$	1610
		Premium Veneer						PV\$	1887



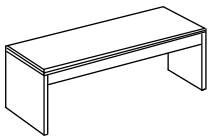
Description

- Standard with: Left to Right Grain Direction on Worksurface, Vertical Grain Direction on Solid End Panels
- Available in Premium Veneer (PV) or Standard Veneer (W); Must Specify
- Available with Veneer (PV/W) or HPL (P) Top; Must Specify
- Ships Assembled

Must Specify (in this order):

- Model
- Premium or Standard Veneer
- Chassis
- Top Surface Material
- Finish/Color
- Edge Profile

MAGAZINE TABLE	14-1847MT	Veneer or HPL	47	18	15 $\frac{1}{16}$	75	9.9	W/P\$	1359
		Premium Veneer						PV\$	1591

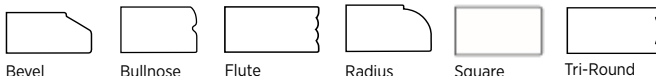


Description

- Standard with: Left to Right Grain Direction on Worksurface, Vertical Grain Direction on Solid End Panels
- Available in Premium Veneer (PV) or Standard Veneer (W); Must Specify
- Available with Veneer (PV/W) or HPL (P) Top; Must Specify
- Ships Assembled

Must Specify (in this order):

- Model #
- Surface Material
- Finish/Color
- Edge Profile



Bevel Bullnose Flute Radius Square Tri-Round

P = HPL W = Veneer PV = Premium Veneer

For ordering options, see overview at the beginning of this section.

In partnership with Edge Design, a UK-based company, we welcome Me, Myself & I.

With the growth of open and breakout areas in the working environments, Me, Myself & I provides a relaxed and collective seating and tables solution.

CONSTRUCTION

- Exposed parts are manufactured using European Beech
- Joints are double-doweled or mortised and tenoned, screwed, and glued for maximum strength and durability
- Frames are individually hand assembled and sanded prior to being finished; Legs are 9¾"H on the rectangular table and 14"H on the square table
- Non-marring nylon glides included in each leg at floor level
- Tables have 1½" thick HPL surface with 1mm PVC edge band
- Square edge profile
- Ships fully assembled

HOW TO ORDER EXAMPLE

Model No.	Description	Example
MMIT-2	Leg Finish	BW
	Top Color	WH

HPL (P) LAMINATE OPTIONS ON TABLES TOPS

WOODGRAIN

AS	Asian Night	PNW	Pinnacle Walnut
BW	Beigewood	SCH	Select Cherry
CO	Columbian Walnut	SKC	Shaker Cherry
EF	Espresso	SBP	Smoky Brown Pear
GC	Golden Cherry	TK	Studio Teak
HVM	Harvest Maple	SM	Sugar Maple
MW	Mahogany Walnut	WTA	Weathered Ash
ORW	Oak Riftwood	WC	Williamsburg Cherry

SOLID

WH	Designer White
----	----------------

WOOD FINISHES AVAILABLE ON LEGS

AW	Artisan Walnut	MW	Mahogany Walnut
AS	Asian Night	MO	Medium Oak*
BW	Beigewood*	ORW	Oak Riftwood*
BL	Black	PNW	Pinnacle Walnut
CO	Columbian Walnut	SCH	Select Cherry
DC	Dark Cherry	SKC	Shaker Cherry
DFW	Dark Forest Walnut*	SBP	Smoky Brown Pear*
WH	Designer White	TK	Studio Teak
EF	Espresso	SM	Sugar Maple
FO	Fawn Oak*	SW	Sunglow Walnut
GC	Golden Cherry	TT	Tavern Teak*
HVM	Harvest Maple*	WTA	Weathered Ash*
HW	Harvest Walnut	WC	Williamsburg Cherry
LW	Legacy Walnut		

* Finish is Low Sheen

TABLE EDGE PROFILE




Square

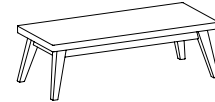
CERTIFICATIONS & COMPLIANCE

- ETL Environmental Certification
- BIFMA level® Certified
- BIFMA Compliant® Certified
- TSCA Title VI (CARB) Compliance
- US Green Building's LEED® Contribution

STATEMENT OF LINE



Square Table
MMIT-1
(See Page 260)

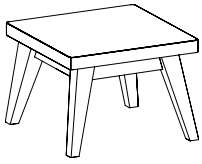


Rectangle Table
MMIT-2
(See Page 260)

ME, MYSELF & I

TABLES BY EDGE DESIGN (MMI SERIES)

Item	Model No.	W	D	H	Ship Wt	Cubic Ft	List Price
SQUARE TABLE	MMIT-1	22	22	16	31	10.8	\$ 922



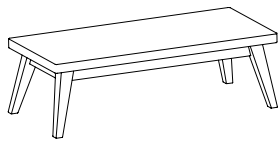
Description

- Features Square Edge Profile
- Available with Contrasting Top and Leg Color

Must Specify (in this order):

Model #
Leg Finish
Top Color

RECTANGLE TABLE	MMIT-2	51	22	16	66	25.9	\$ 1257
-----------------	--------	----	----	----	----	------	---------



Description

- Features Square Edge Profile
- Available in Contrasting Surface and Leg Color

Must Specify (in this order):

Model #
Leg Finish
Top Color



Square

For ordering options, see overview at the beginning of this section.

Crafted in American veneers, Phoenix's clean, transitional styling is at ease in both contemporary and traditional settings. It is a perfect choice for value-minded companies who want a sophisticated, yet uncomplicated, solution.

CONSTRUCTION

- Veneers on exposed surfaces are select grade sliced American Black Walnut and Cherry, and are carefully selected and matched to assure proper balance and consistency
- Veneer tops are 5-ply balanced construction and 1 $\frac{1}{32}$ " thick. High pressure laminate (HPL) tops are 3-ply balanced construction and 1 $\frac{1}{32}$ " thick
- Grain direction runs left to right
- All units ship with heavy duty, adjustable leveling glides to ensure proper leveling and compensation for uneven floors
- Some assembly required

HOW TO ORDER EXAMPLE

Model No.	Description	Example
21-1847MT	Top Material	P
	Finish	SKC

VENEER (W) OPTIONS

Veneer features UVAdvantage, an ultra-violet finish, on all exposed surfaces by utilizing roll-coat UV technology. Apron rails and table legs use a multi-step, hand finished process with a catalyzed finish.

AW	Artisan Walnut	HW	Harvest Walnut
CO	Columbian Walnut	LW	Legacy Walnut
DC	Dark Cherry	MW	Mahogany Walnut
DFW	Dark Forest Walnut	SCH	Select Cherry
EW	Espresso	SKC	Shaker Cherry
GC	Golden Cherry	WC	Williamsburg Cherry

HPL (P) TOP OPTIONS

CO	Columbian Walnut	SCH	Select Cherry
EF	Espresso	SKC	Shaker Cherry
GC	Golden Cherry	WC	Williamsburg Cherry
MW	Mahogany Walnut		

TABLE EDGE PROFILE

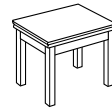


Phoenix

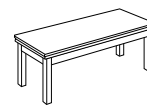
CERTIFICATIONS & COMPLIANCE

- ETL Environmental Certification
- BIFMA level® Certified
- BIFMA Compliant® Certified
- TSCA Title VI (CARB) Compliance
- US Green Building's LEED® Contribution

STATEMENT OF LINE

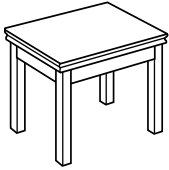


End Table
21-1824ET
(See Page 262)



Magazine Table
21-1847MT
(See Page 262)

Item	Model No.		W	D	H	Ship Wt	Cubic Ft	List Price
END TABLE	21-1824ET	HPL Veneer	18	24	22	25	2.0	P\$ 846 W\$ 892



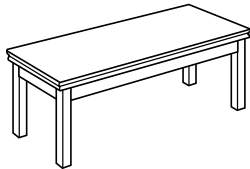
Description

- Available with Veneer (W) or HPL (P) Top, Must Specify
- Shipped KD; Some Assembly Required

Must Specify (in this order):

Model #
Top Material
Finish/Color

MAGAZINE TABLE	21-1847MT	HPL Veneer	47	18	16	42	3.4	P\$ 1102 W\$ 1204
----------------	-----------	---------------	----	----	----	----	-----	----------------------



Description

- Available with Veneer (W) or HPL (P) Top, Must Specify
- Shipped KD; Some Assembly Required
- Optional 30" Leg; See Below

Leg Option: Specify & Add

30H-2SQ	30"H Legs					20	0.9	\$ 203
---------	-----------	--	--	--	--	----	-----	--------

Must Specify (in this order):

Model #
Top Material
Finish/Color
Leg



Phoenix

P = HPL W = Veneer

For ordering options, see overview at the beginning of this section.

Plush Lounge seamlessly brings together the endurance needed for commercial spaces with the relaxed comforts of home. Introducing a smart range of freestanding and modular seating components, along with coordinating tables, that provide the flexibility and comfort needed in today's ever-changing environments.

CONSTRUCTION

- Exposed wood parts are kiln-dried hardwoods, selected from the highest grades of plain sliced hardwood veneers and are free of spirits, discoloration, pits, shakes, and wormholes
- Joints are mortised and tenoned, screwed, and glued for maximum strength and durability
- Maple Wood Legs are 2"Wx2½Dx6"H; Metal Legs are 2"Wx2"Dx6"H
- Non-marring adjustable nylon glides included at floor level
- Table tops are ¾" thick and feature a vertical square profiled edge



- Ships fully assembled

HOW TO ORDER EXAMPLES

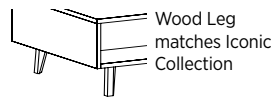
TABLE

620-2445CT	Top Material	W
	Finish/Color	ORW
	Cabinet Accent	CAPPD
	Leg	PLALUM
	Leg Finish	-
	Power Location	C
	Power	01-DUOBEZELS

TABLE LEG OPTIONS

Plush cocktail table comes standard with Black or Aluminum Metal legs. Optional Wood Leg matches our Iconic Caseloads Collection. Must Specify Leg and Color.

PLBLK	Black Metal Leg	STD
PLALUM	Aluminum Metal Leg	STD
ICON	Wood Leg (<i>Matches the Iconic Collection</i>)	\$ 300



LEG WOOD FINISHES

Indiana Furniture uses a multi-step, hand finishing process on all exposed wood. Table legs feature a catalyzed varnish finish which offers durability, lasting beauty, and resistance to normal wear.

AW	Artisan Walnut	MW	Mahogany Walnut
AS	Asian Night	MO	Medium Oak*
BW	Beigewood*	ORW	Oak Riftwood*
BL	Black	PNW	Pinnacle Walnut
CO	Columbian Walnut	SCH	Select Cherry
DC	Dark Cherry	SKC	Shaker Cherry
DFW	Dark Forest Walnut*	SBP	Smoky Brown Pear*
WH	Designer White	TK	Studio Teak
EW	Espresso	SM	Sugar Maple
FO	Fawn Oak*	SW	Sunglow Walnut
GC	Golden Cherry	TT	Tavern Teak*
HVM	Harvest Maple*	WTA	Weathered Ash*
HW	Harvest Walnut	WC	Williamsburg Cherry
LW	Legacy Walnut		

*Finish is Low Sheen

VENEER TABLES WITH VENEER (W) OR HPL (P) TOP OPTIONS

Veneer tables feature UVAdvantage, an ultra-violet finish, on all exposed surfaces by utilizing roll-coat UV technology.

Veneer tables available with Veneer (W) or HPL (P) Top. Must specify Top Material and Finish Color. Tables are available with contrasting chassis and leg colors.

AW	Artisan Walnut	MW	Mahogany Walnut**
AS	Asian Night**	MO	Medium Oak*
CO	Columbian Walnut**	ORW	Oak Riftwood*, **
DC	Dark Cherry	SCH	Select Cherry**
DFW	Dark Forest Walnut	SKC	Shaker Cherry**
EF	Espresso**	SBP	Smoky Brown Pear**
FO	Fawn Oak*	SM	Sugar Maple**
GC	Golden Cherry**	SW	Sunglow Walnut
HVM	Harvest Maple**	TT	Tavern Teak
HW	Harvest Walnut	WTA	Weathered Ash*, **
LW	Legacy Walnut	WC	Williamsburg Cherry**

*Finish is Low Sheen

**HPL Color Options with Veneer Tables

TFL TABLES WITH TFL (T) OR HPL (P) TOP OPTIONS

TFL tables available with TFL (T) or HPL (P) Top. Must specify Top Material and Color.

WOODGRAIN

AS	Asian Night	PNW	Pinnacle Walnut
BW	Beigewood	SCH	Select Cherry
CO	Columbian Walnut	SKC	Shaker Cherry
EF	Espresso	SBP	Smoky Brown Pear
GC	Golden Cherry	TK	Studio Teak
HVM	Harvest Maple	SM	Sugar Maple
MW	Mahogany Walnut	WTA	Weathered Ash
ORW	Oak Riftwood	WC	Williamsburg Cherry

SOLID

BL	Black	WH	Designer White
----	-------	----	----------------

INTERIOR CABINET TABLE ACCENT HPL (P) OPTIONS

Select Veneer tables feature an optional interior HPL accent color. See specific veneer tables for details.

CABL	Black	CAPPD	Pepperdust
CABSH	Blush	CASG	Slate Grey
CAWH	Designer White	CASV	Summer Vacation
CAENL	Enamel	CASUS	Surfin USA
CAFHG	Fashion Grey	CAWHS	White Sand
CAFK	First Kiss		






TABLE POWER OPTIONS

Power Options + Locations: Specify the grommet, power, and location. See Pages 160-163 for more details per unit.

Grommet	<i>Specify</i>		\$ 70
Black	GBR60		
Silver	GSR60		


Additional Power and Grommet Accessories, See Pages 160-161


D150 Wireless Charger			\$ 369
Wireless & Three (3) USB Ports			
Black	01-DOCK150B		
White	01-DOCK150W		

D950 Wireless & USB Charger			\$ 242
Wireless Charging			
Black	01-DOCK950B		
White	01-DOCK950W		

ECA Cove			\$ 888
One (1) Electrical Power and Two (2) USB Outlets			
Black	01-COVIUBL		
Silver	01-COVIUAL		

TABLE POWER OPTIONS CONTINUE

DUOBEZEL			\$ 615
Two (2) Electrical Power and Two (2) USB Outlets			
Black	01-DUOBEZELB		
White	01-DUOBEZELS		
Silver	01-DUOBEZELW		

TRIOBEZEL			\$ 660
Three (3) Electrical Power, Two (2) USB Outlets, and One (1) Open Data Port			
Black	01-TRIOBEZELB		
White	01-TRIOBEZELS		
Silver	01-TRIOBEZELW		

Open Port Options for TRIOBEZEL

VGA Data Port	01-LCOMVGA	\$ 111
HDMI Data Port (Open Market Only)	01-LCOMHDMI	\$ 150
RJ45 Data Port	01-LCOMRJ45	\$ 72

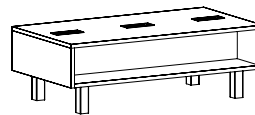
DPORT4			\$ 995
Two (2) USB Outlets, and Two (2) Open Data Port			
Aluminum	01-DPORT4A		
Black	01-DPORT4B		

Port Options for DPORTS

USB Port	01-USBPORT	\$ 147
Voice Coupler	01-VOICE1	\$ 67
Data Port	01-RJ4DATA	\$ 151

TABLE POWER LOCATIONS

NONE	None	LC	Left and Centered
C	Centered	RC	Right and Centered
R	Right	LR	Left and Right
L	Left	LCR	Left, Right and Centered



L/R: 6" from ends and 12" from front

C: 22½" from ends and 12" from front

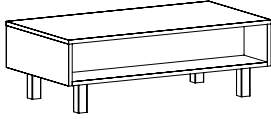
Cocktail Table Shown with Metal Leg and Three TRIOBEZEL on Left and Right and Center

All power options available in Left, Right and Center.

CERTIFICATIONS & COMPLIANCE

- CAL 117-2013 Compliance
- ETL Environmental Certification
- BIFMA level® Certified
- BIFMA Compliant® Certified
- TSCA Title VI (CARB) Compliance
- US Green Building's LEED® Contribution

Item	Model No.		W	D	H	Ship Wt	Cubic Ft	List Price	
COCKTAIL TABLE	620-2445CT	Veneer/HPL	45	24	15	77	9.4	W/P\$	1976
		Veneer Chassis							
	620-2445CTT	TFL	45	24	15	77	9.4	T\$	1207
		TFL Chassis						P\$	1317



Shown with Metal Leg

Must Specify (in this order):

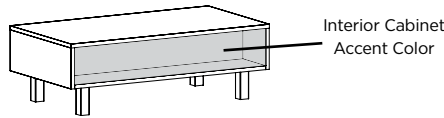
- Model #
- Top Material
- Finish/Color
- Cabinet Accent Color (Veneer Only)
- Leg
- Leg Finish/Color
- Power Location
- Power

Description

- Standard with: Metal Legs
- Chassis Available in Veneer (W) or TFL (T)
- Top Available with Veneer (W), TFL (T) or HPL (P), Must Specify
- Primary Finish and Wood Legs Available in Contrasting Finish Colors
- 9"D Cubby Area on Both Sides of the Table
- Optional Cabinet Interior Accent Color on Veneer Tables Only; Must Specify Color, See Page 264
- Optional Wood Leg (See Page 263) and Power (See Pages 264)

Veneer Table Cabinet Accent Option: Specify Color & Add

Cabinet Interior Accent Color - Available on Veneer Tables Only; See Page 264 for Colors	\$ 175
--	--------



For ordering options, see overview at the beginning of this section.

In partnership with Edge Design, a UK-based company, we welcome Spirit.

Spirit has a refined and inviting form, and capitalizes on versatility and comfort. Complete your waiting area, welcoming lobby, or office space with Spirit tables.

CONSTRUCTION

- Non-marring nylon glides included in each leg at floor level
- Tables have 1" TFL or 1½" HPL surface thickness with 1mm PVC edge band and Square edge profile
- Bases are comprised of bent wire frames or hardwood legs securely attached to a metal substructure.
- Black or Aluminum Powder Coat, and Chrome wireframes
- Ships fully assembled

HOW TO ORDER EXAMPLE

Model No.	Description	Example
ST11C	Top Color	WTA
	Base	STWFA

TFL (T) AND HPL (P) LAMINATE TABLE OPTIONS

WOODGRAIN

AS	Asian Night	PNW	Pinnacle Walnut
BW	Beigewood	SCH	Select Cherry
CO	Columbian Walnut	SKC	Shaker Cherry
EF	Espresso	SBP	Smoky Brown Pear
GC	Golden Cherry	TK	Studio Teak
HVM	Harvest Maple	SM	Sugar Maple
MW	Mahogany Walnut	WTA	Weathered Ash
ORW	Oak Riftwood	WC	Williamsburg Cherry

SOLID

BL	Black	PPD	Pepperdust
WH	Designer White	SG	Slate Grey
FHG	Fashion Grey	WHS	White Sand

TABLE BASE OPTIONS

Not all bases are available on each model. Check availability on pricing pages.

STWFA	Wireframe, Aluminum	N/C
STWFB	Wireframe, Black	N/C
STWFC	Wireframe, Chrome	\$ 53
SLBO	4-Star Wood Base, Blonde Oak	N/C
SLSPW	4-Star Wood Base, Spiced Walnut	N/C

TABLE EDGE PROFILE



Square

CERTIFICATIONS & COMPLIANCE

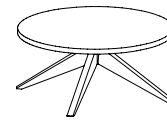
- ETL Environmental Certification
- BIFMA level® Certified
- BIFMA Compliant® Certified
- TSCA Title VI (CARB) Compliance
- US Green Building's LEED® Contribution

STATEMENT OF LINE



Spirit Table

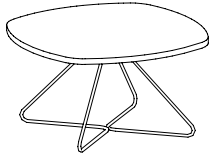
ST11C: TFL
ST11CH: HPL
(See Page 264)



Spirit Round Table

SLT-1W: TFL
SLT-1WH: HPL
(See Page 264)

Item	Model No.		W	D	H	Ship Wt	Cubic Ft	List Price	
SPIRIT TABLE	ST11C	TFL	27	27	17	31	11.4	T\$	774
	ST11CH	HPL	27	27	17	31	11.4	P\$	934



Must Specify (in this order):

- Model #
- Top Color
- Base Color

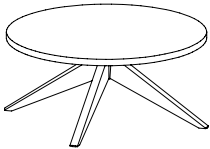
Description

- Standard with: 1" TFL Top or 1½" HPL Top and Wireframe Base; Must Specify Color
- Features Square Edge Profile

Leg Option: Specify & Add

STWFA	Wireframe, Aluminum	N/C
STWFB	Wireframe, Black	N/C
STWFC	Wireframe, Chrome	\$ 53

SPIRIT ROUND TABLE	SLT-1W	TFL	31½	31½	14½	31	11.4	T\$	1364
	SLT-1WH	HPL	31½	31½	14½	31	11.4	P\$	1512



Must Specify (in this order):

- Model #
- Top Color
- Base Color

Description

- Standard with: 1" TFL Top or 1½" HPL Top and 4-Star Swivel Wood Base (Select Blonde Oak or Spiced Walnut)
- Features Square Edge Profile



Square

T = TFL P = HPL

For ordering options, see overview at the beginning of this section.

Topsy table's classic square style is a go-to when you need an understated table with looks that say reliability. Turvy tables give an extra punch of style with the tapered legs and curvy appeal. Both available in wood, laminate, or solid surface tops with powder coated metal frames in five colors.

CONSTRUCTION

- Square and Rectangular models feature a 1" thick top; Round models feature ¾" thick top
- Veneer tops are made of select grade, sliced Black Walnut, Oak, Cherry, Maple, or Composite species
- TFL Laminate tops have a 1mm PVC edge band
- Solid surface tops are available in six colors and two edge profiles
- Bases are manufactured using steel frames and powder coated in your choice of five standard colors
- Joints on bases are mitered and fully welded for maximum strength and durability
- Tops are securely fastened to the bases with metal screws
- Ships fully assembled

HOW TO ORDER EXAMPLES

521-2626ET	Top Material	S
	Finish	AR
	Edge Detail (if applicable)	S1
	Metal Base Color	MIST

TFL (T) LAMINATE TABLE TOP OPTIONS

WOODGRAIN

AS	Asian Night	PNW	Pinnacle Walnut
BW	Beigewood	SCH	Select Cherry
CO	Columbian Walnut	SKC	Shaker Cherry
EF	Espresso	SBP	Smoky Brown Pear
GC	Golden Cherry	TK	Studio Teak
HVM	Harvest Maple	SM	Sugar Maple
MW	Mahogany Walnut	WTA	Weathered Ash
ORW	Oak Riftwood	WC	Williamsburg Cherry

SOLID

BL	Black	PPD	Pepperdust
WH	Designer White	SG	Slate Grey
FHG	Fashion Grey	WHS	White Sand

VENEER (W) TABLE TOP OPTIONS

Tops feature UVAdvantage, an ultra-violet finish, on all exposed surfaces by utilizing roll-coat UV technology.

AW	Artisan Walnut	MW	Mahogany Walnut
AS	Asian Night	MO	Medium Oak*
CO	Columbian Walnut	ORW	Oak Riftwood*
DC	Dark Cherry	SCH	Select Cherry
DFW	Dark Forest Walnut	SKC	Shaker Cherry
EF	Espresso	SBP	Smoky Brown Pear
FO	Fawn Oak*	SM	Sugar Maple
GC	Golden Cherry	SW	Sunglow Walnut
HVM	Harvest Maple	TT	Tavern Teak
HW	Harvest Walnut	WTA	Weathered Ash*
LW	Legacy Walnut	WC	Williamsburg Cherry

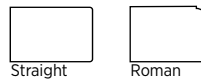
* Finish is Low Sheen

SOLID SURFACE (S) TABLE TOP OPTIONS

AR	Arroyo	SNW	Snow White
PE	Pebble Beach	SN	Starry Night
SE	Sedona	TN	Tundra

SOLID SURFACE EDGE PROFILE OPTIONS

S1	Straight
S2	Roman



METAL BASE OPTIONS

ALUM	Aluminum
MIST	Mist
NOIR	Noir
OYST	Oyster
SUGC	Sugar Cookie

CERTIFICATIONS & COMPLIANCE

- ETL Environmental Certification
- BIFMA level® Certified
- BIFMA Compliant® Certified
- TSCA Title VI (CARB) Compliance
- US Green Building's LEED® Contribution

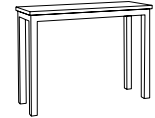
STATEMENT OF LINE



Square End Table
521-2626ET
(See Page 266)



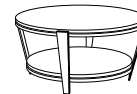
Square Magazine Table
521-4040MT
(See Page 266)



Rectangular Console Table
521-4014CT
(See Page 266)



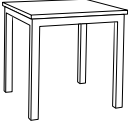
Round End Table
521-2626RET
(See Page 267)



Round Magazine Table
521-4040RMT
(See Page 267)



Round Console Table
521-4014RCT
(See Page 267)


Item	Model No.		W	D	H	Ship Wt	Cubic Ft	List Price		
SQUARE END TABLE 	521-2626ET	TFL	26¼	26¼	26¾	48	13.2	T\$	2192	
		Veneer							W\$	2318
		Solid Surface							S\$	3780

Description

- Standard with: 2" Powder Coated Steel Metal Base and Adjustable Levelers
- Choose a TFL, Veneer, or Solid Surface Top

Must Specify (in this order):

Model #
 Top Material
 Edge (if applicable)
 Base Color

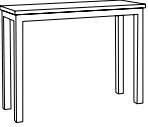
SQUARE MAGAZINE TABLE 	521-4040MT	TFL	40½	40½	18¾	78	20.4	T\$	2519	
		Veneer							W\$	2753
		Solid Surface							S\$	6381

Description

- Standard with: 2" Powder Coated Steel Metal Base and Adjustable Levelers
- Choose a TFL, Veneer, or Solid Surface Top

Must Specify (in this order):

Model #
 Top Material
 Edge (if applicable)
 Base Color

RECTANGULAR CONSOLE TABLE 	521-4014CT	TFL	40½	14	30¾	50	12.5	T\$	2346	
		Veneer							W\$	2459
		Solid Surface							S\$	3905

Description

- Standard with: 2" Powder Coated Steel Metal Base and Adjustable Levelers
- Choose a TFL, Veneer, or Solid Surface Top

Must Specify (in this order):

Model #
 Top Material
 Edge (if applicable)
 Base Color

T = TFL W = Veneer S = Solid Surface

For ordering options, see overview at the beginning of this section.

TOPSY TURVY™

COCKTAIL, END + MAGAZINE TABLES (521 SERIES)

Item	Model No.		W	D	H	Ship Wt	Cubic Ft	List Price	
ROUND END TABLE	521-2626RET	TFL	26¼	26¼	26¾	36	13.2	T\$	1987
		Veneer						W\$	2277
		Solid Surface						S\$	4399



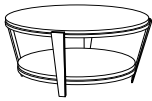
Description

- Standard with: Tapered Steel Metal Base and Lower Storage Shelf
- Choose a TFL, Veneer, or Solid Surface Top

Must Specify (in this order):

Model #
Top Material
Edge (if applicable)
Base Color

ROUND MAGAZINE TABLE	521-4040RMT	TFL	40½	40½	18¾	63	20.4	T\$	2319
		Veneer						W\$	2943
		Solid Surface						S\$	7614



Description

- Standard with: Tapered Steel Metal Base and Lower Storage Shelf
- Choose a TFL, Veneer, or Solid Surface Top

Must Specify (in this order):

Model #
Top Material
Edge (if applicable)
Base Color

ROUND CONSOLE TABLE	521-4014RCT	TFL	40½	14	30¾	38	12.5	T\$	2236
		Veneer						W\$	2582
		Solid Surface						S\$	4276



Description

- Standard with: Tapered Steel Metal Base and Lower Storage Shelf
- Choose a TFL, Veneer, or Solid Surface Top

Must Specify (in this order):

Model #
Top Material
Edge (if applicable)
Base Color

T = TFL W = Veneer S = Solid Surface

For ordering options, see overview at the beginning of this section.

Surface Materials

Wood Finishes and Woodgrain, Solid, and 3D Laminates







					
Beigewood (BW) TFL, HPL, Seating*	Sugar Maple (SM) Veneer, TFL, HPL, Seating	Oak Riftwood (ORW) Veneer*, TFL, HPL, Seating*	Sunglow Walnut (SW) Veneer, Seating	Fawn Oak (FO) Veneer*, Seating*	Weathered Ash (WTA) Veneer*, TFL, HPL, Seating*
					
Smoky Brown Pear (SBP) Veneer, TFL, HPL, Seating*	Asian Night (AS) Veneer, TFL, HPL, Seating	Studio Teak (TK) TFL, HPL, Seating	Pinnacle Walnut (PNW) TFL, HPL, Seating	Tavern Teak (TT) Veneer, Seating*	Harvest Maple (HVM) Veneer, TFL, HPL, Seating*
					
Medium Oak (MO) Veneer*, Seating*	Golden Cherry (GC) Veneer, TFL, HPL, Seating	Legacy Walnut (LW) Veneer, Seating	Artisan Walnut (AW) Veneer, Seating	Shaker Cherry (SKC) Veneer, TFL, HPL, Seating	Select Cherry (SCH) Veneer, TFL, HPL, Seating
					
Williamsburg Cherry (WC) Veneer, TFL, HPL, Seating	Harvest Walnut (HW) Veneer, Seating	Dark Cherry (DC) Veneer, Seating	Mahogany Walnut (MW) Veneer, TFL, HPL, Seating	Columbian Walnut (CO) Veneer, TFL, HPL, Seating	Dark Forest Walnut (DFW) Veneer, Seating*
					
Espresso (EW/EF) Veneer, TFL, HPL, Seating	Designer White (WH) TFL, HPL, Seating	White Sand (WHS) TFL, HPL	Fashion Grey (FHG) TFL, HPL	Pepperdust (PPD) TFL, HPL	Slate Grey (SG) TFL, HPL
					
Black (BL) TFL, HPL, Seating	Pewter Mesh (PTM) HPL (training tables only)	Steel Mesh (STM) HPL (training tables only)	Matte White (WH3) 3D Laminate (Iconic Only)	Concrete (CR3) 3D Laminate (Iconic Only)	Matte Black (BL3) 3D Laminate (Iconic Only)
					
Enamel (ENL) HPL Accent (Iconic Only)	Blush (BSH) HPL Accent (Iconic Only)	First Kiss (FK) HPL Accent (Iconic Only)	Surfin USA (SUS) HPL Accent (Iconic Only)	Summer Vacation (SV) HPL Accent (Iconic Only)	

* Finish is Low Sheen







Frosted & High Gloss Acrylics

				
Frosted (FSTA)	White (WHA)	Wired Mercury (WMA)	Graphite (GPA)	Black (BLA)

Solid Surfaces

					
Snow White (SNW)	Pebble Beach (PE)	Sedona (SE)	Arroyo (AR)	Tundra (TN)	Starry Night (SN)

Metal Options

					
Oyster White (OYST)	Sugar Cookie (SUGC)	Aluminum (ALUM)	Chrome (CHRM)	Mist (MIST)	Black (BLK) / Noir (NOIR)

Colors represented are high-resolution reproductions and may vary slightly from the actual product. To order samples, please contact our Customer Service team or order online at www.indianafurniture.com. Graining and finish colors may vary yet will continue to complement, across Veneer, HPL, TFL, and Seating products due to the inherent differences of these materials.

Indiana[®]

FURNITURE

1224 Mill Street
PO Box 270
Jasper, Indiana 47547-0270

Tel 812.482.5727
Toll 800.422.5727
Fax 812.482.9035
sales@indianafurniture.com
www.indianafurniture.com

Federal Classification: Small Business

©2022 Indiana Furniture 4/22

