

Me, Myself, and I

Technical Specifications

Construction & Materials

Frame: Internal wood components and chair frames are manufactured using Baltic Birch and European Beech. All chair joints are double-doweled or mortised and tenoned, screwed, and glued for maximum strength and durability. Frames are individually hand assembled and sanded prior to being finished; Legs are 9¾”H and are sanded prior to finishing. Non-marring nylon glides included in each leg at floor level

Foam: High Grade Polyurethane Foam, 3¼” thick in the seat and 2” thick in the back.

Tops: Tables have 1½” thick HPL surface with 1½ mm PVC edge band and Square edge profile.


Features

- In partnership with Edge Design, a UK-based company, we welcome Me, Myself & I.
- With the growth of open and breakout areas in the working environments, Me, Myself & I provides a relaxed and collective seating solution.
- Guest/Lounge seating is available in two back heights and contrasting fabrics.
- Buttons match primary upholstery, while welt cord matches accent upholstery, when doing contrasting fabrics.
- Add one of the perfectly matching tables to complete your setting.
- Find inspiration for finishes and upholstery options with our [Surface Material options](#).
- Ships fully assembled.

Certifications & Compliance


- Intertek Sustainability Certified for compliance with VOC emission concentrations
- BIFMA level® Certified for environmentally-preferable and socially-responsible office furniture
- BIFMA Compliant® Certified for meeting mechanical standards that focus on safety and durability
- TSCA Title VI (Formerly CARB) Compliance
- Contribution to U.S. Green Building Council's LEED Program

Dimensions



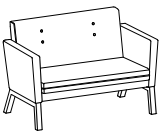
MMI-01 - Low Back Club Chair

Chair Width	31"	Chair Depth	28"	Chair Height	30"	Ship Weight	44lbs	Cubes	24.0
Seat Width	22"	Seat Depth	20"	Seat Height	17½"	Arm Height	26½"		



MMI-02 - Mid Back Club Chair

Chair Width	31"	Chair Depth	28"	Chair Height	33½"	Ship Weight	46.3lbs	Cubes	24.0
Seat Width	22"	Seat Depth	20"	Seat Height	17½"	Arm Height	26½"		



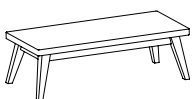
MMI-12 - Mid Back Settee

Chair Width	51"	Chair Depth	28"	Chair Height	33½"	Ship Weight	57lbs	Cubes	42.5
Seat Width	42"	Seat Depth	20"	Seat Height	26½"				



MMIT-1 - Square Table

Table Width	22"	Table Depth	22"	Table Height	16"	Ship Weight	31lbs	Cubes	10.8
--------------------	-----	--------------------	-----	---------------------	-----	--------------------	-------	--------------	------



MMIT-2 - Rectangle Table

Table Width	51"	Table Depth	22"	Table Height	16"	Ship Weight	66lbs	Cubes	25.9
--------------------	-----	--------------------	-----	---------------------	-----	--------------------	-------	--------------	------

