





































# Catalyst Tables

## Overview+Options

### Surface Materials





#### Veneer and Laminate Options

Our veneer tables feature our UV top finish, UVAdvantage. The result is a low-emitting finish that provides exceptional depth, clarity, durability and chemical resistance throughout the life of the product.





						
<b>White Nebbia (WNB)</b> TFL, HPL	<b>Beigewood (BW)</b> TFL, HPL	<b>Sugar Maple (SM)</b> Veneer, TFL, HPL	<b>Oak Riftwood (ORW)</b> Veneer*, TFL, HPL	<b>Kirsche (KHE)</b> TFL, HPL	<b>Fawn Oak (FO)</b> Veneer*	<b>River Cherry (RC)</b> TFL, HPL
						
<b>Mesa Sunset (MAS)</b> Veneer*	<b>Natural Marrone (NTM)</b> TFL, HPL	<b>Studio Teak (TK)</b> TFL, HPL	<b>Pinnacle Walnut (PNW)</b> Veneer, TFL, HPL	<b>Golden Cherry (GC)</b> Veneer, HPL	<b>Legacy Walnut (LW)</b> Veneer	<b>Artisan Walnut (AW)</b> Veneer
						
<b>Shaker Cherry (SKC)</b> Veneer, TFL, HPL	<b>Select Cherry (SCH)</b> Veneer, HPL	<b>Williamsburg Cherry (WC)</b> Veneer, TFL, HPL	<b>Harvest Walnut (HW)</b> Veneer	<b>Dark Cherry (DC)</b> Veneer	<b>Mahogany Walnut (MW)</b> Veneer, HPL	<b>Henna Walnut (HNW)</b> Veneer
						
<b>Columbian Walnut (CO)</b> Veneer, TFL, HPL	<b>Sepia Walnut (SPW)</b> TFL, HPL	<b>Florence Walnut (FLW)</b> TFL, HPL	<b>Dark Forest Walnut (DFW)</b> Veneer	<b>Espresso (EW/EF)</b> Veneer, TFL, HPL	<b>Portico Teak (PTK)</b> TFL, HPL	<b>Weathered Ash (WTA)</b> Veneer*, TFL, HPL
						
<b>Smoky Brown Pear (SBP)</b> TFL, HPL	<b>Asian Night (AS)</b> Veneer, TFL, HPL	<b>Midnight Run (MNR)</b> TFL, HPL	<b>Metropolis Sky (MTS)</b> Veneer			
						
<b>Designer White (WH)</b> TFL, HPL	<b>Fashion Grey (FHG)</b> TFL, HPL	<b>Slate Grey (SG)</b> TFL, HPL	<b>Black (BL)</b> TFL, HPL			

\* Veneer is Low Sheen

#### Metal Finish Options

			
<b>Aluminum (ALUM)</b>	<b>Platinum (PLAT)</b>	<b>Gold (GOLD)</b>	<b>Black (BLK)</b>

#### Glass Top Options

			
<b>Gloss White (GWHG)</b>	<b>Acid Etched White (GWHA)</b>	<b>Gloss Black (GBLG)</b>	<b>Acid Etched Black (GBLA)</b>

#### Edge Profiles:

				
<b>Double Kerf (F)</b> 1 3/8" H Top	<b>Duo (G)</b> 1 3/8" H Top	<b>Square (Y)</b> 1 3/8" H Top	<b>Knife (K)</b> 1 3/8" H Top	<b>Vertical Square (H)</b> 1 1/2" H Top

#### Pull Options:

			
<b>Studio (AST)</b> Aluminum - 13"	<b>Studio (BST)</b> Black - 13"	<b>Studio (CST)</b> Chrome - 13"	<b>Studio (GST)</b> Gold - 13"

